

CounterBench: A Benchmark for Counterfactuals Reasoning in Large Language Models

Yuefei Chen¹ Vivek K.Singh¹ Jing Ma² Ruixiang Tang^{1*}

¹Rutgers University ²Case Western Reserve University

Abstract

Counterfactual reasoning is widely recognized as one of the most challenging and intricate aspects of causality in artificial intelligence. In this paper, we evaluate the performance of large language models (LLMs) in counterfactual reasoning. In contrast to previous studies that primarily focus on commonsense causal reasoning, where LLMs often rely on prior knowledge for inference, we specifically assess their ability to perform counterfactual inference using a set of formal rules. To support this evaluation, we introduce a new benchmark dataset, **CounterBench**, comprising 1K counterfactual reasoning questions. The dataset is designed with varying levels of difficulty, diverse causal graph structures, distinct types of counterfactual questions, and multiple nonsensical name variants. Our experiments demonstrate that counterfactual reasoning poses a significant challenge for LLMs, with most models performing at levels comparable to random guessing. To enhance LLM’s counterfactual reasoning ability, we propose a novel reasoning paradigm, **CoIn**, which guides LLMs through iterative reasoning and backtracking to systematically explore counterfactual solutions. Experimental results show that our method significantly improves LLM performance on counterfactual reasoning tasks and consistently enhances performance across different LLMs. Our dataset is available at <https://huggingface.co/datasets/CounterBench/CounterBench>.

1 Introduction

Counterfactual reasoning, residing at the pinnacle of Pearl’s Causal Hierarchy (Pearl and Mackenzie, 2018), underpins the “what if” inquiries essential to human cognition and decision-making across critical fields such as healthcare, business, public administration, and science (Gvozdenović et al., 2021; Kyrimi et al., 2025; Kasirzadeh and

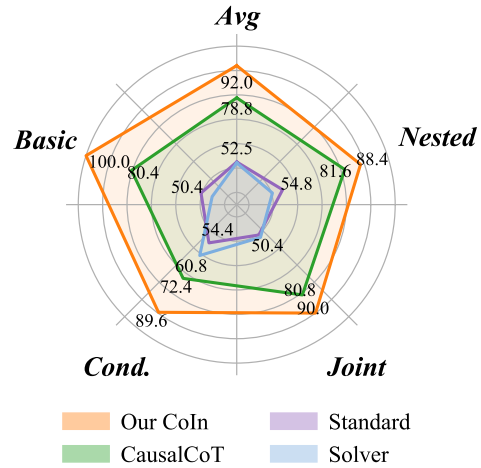


Figure 1: Comparison of accuracy scores on the CounterBench dataset across different strategies: our proposed CoIn paradigm versus baseline approaches (Standard, CausalCoT (Jin et al., 2023), and Solver (Hua et al., 2024)), evaluated using GPT-4o. Our CounterBench dataset includes four kinds types. Basic focuses on exploring how a single change in a causal variable. Joint involves simultaneous changes in multiple causes, Nested involves stepwise hypothetical assumptions about multiple variables, and Conditional evaluates counterfactuals under observed conditions.

Smart, 2021; Koonce et al., 2011; Gow et al., 2016; Loi and Rodrigues, 2012). For example, a consumer who declined an extended warranty may later wonder, "What if I had purchased it, could I have avoided the repair costs?" This illustrates how counterfactual reasoning guides decision-making by evaluating missed opportunities and alternative outcomes (Krishnamurthy and Sivaraman, 2002). While traditional causal inference methods (Sharma and Kiciman, 2020; Chen et al., 2020; Feder et al., 2022) have enhanced the predictive accuracy, robustness, and explainability of NLP models, recent progress in LLMs has further enriched our ability to capture nuanced causal dependencies (Liu et al., 2024a; Petroni et al., 2019; Liang et al.,

*Corresponding Email: ruixiang.tang@rutgers.edu

2024; Tarassow, 2023; Ma, 2024; Liu et al., 2024b). These advancements not only demonstrate sophisticated reasoning in tasks ranging from writing to programming but also pave the way toward emulating human-like intelligence and achieving artificial general intelligence (Li and Li, 2024; Alwin, 2023; Sahota, 2023).

Despite recent advancements, progress in counterfactual reasoning using LLMs remains constrained by two primary challenges. First, there is currently no dedicated benchmark dataset for rigorously evaluating LLMs’ performance on counterfactual tasks, making it difficult to measure the models’ capacity to capture nuanced causal relationships. Second, even with advanced prompting techniques, Causal CoT (Jin et al., 2023) and other iterative methods, LLMs often struggle to produce logically consistent, contextually appropriate counterfactuals (Ma, 2024; Jin et al., 2023; Kıcıman et al., 2023; Zečević et al., 2023). In response, this paper focuses on two key questions:

How well do LLMs handle counterfactual reasoning? The absence of a standardized benchmark dataset has impeded rigorous empirical evaluation of LLMs’ capabilities in capturing intricate causal relationships within complex counterfactual reasoning tasks. To address this, we present CounterBench, a comprehensive evaluation framework designed to assess counterfactual reasoning through 1K questions encompassing various domains and reasoning types. By systematically evaluating four key dimensions, it demands genuine reasoning beyond pattern recognition or memorized responses. Our experiments expose notable performance limitations in LLMs, even those equipped with advanced inference techniques. Most models like GPT-4o and Deepseek-V3 achieve accuracy of approximately 50%, equivalent to random guessing. Furthermore, our evaluation of state-of-the-art inference strategies shows only marginal improvements over baseline performance for most models. The models consistently struggle with maintaining logical coherence during multi-step reasoning processes and accurately handling causal relationships in complex scenarios.

How to improve LLMs’ counterfactual reasoning abilities? To advance large language models’ counterfactual reasoning capabilities, this paper presents CoIn (**C**ounterfactual **I**nference), a novel approach that explicitly tackles the critical challenges of multi-step inference, which remain unresolved by previous methods. CoIn embeds a

tailored search algorithm into the reasoning process, encouraging iterative and exploratory thinking at each step. A backtracking and evaluation mechanism further assesses the promise of each inference step, allowing the model to revert to more promising decision points when necessary. This systematic process substantially improves the accuracy of the counterfactual analysis. Experiments on CounterBench demonstrate that CoIn achieves an accuracy of 93%, delivering a nearly 20% improvement over Gemini-1.5-flash compared to alternative strategies (see Figure 1). The framework of this work is illustrated in Figure 2. The contributions of this work are summarized as follows:

- We build a comprehensive dataset, **CounterBench**. The dataset contains 1K counterfactual reasoning questions, different difficulty levels, various causal graphs, distinct types of counterfactual questions and multiple nonsensical variant name combinations.
- We benchmark LLMs with various inference strategies on **CounterBench**, and results reveal that most existing models (e.g., GPT-4o and Deepseek-V3) exhibit limited capabilities in performing counterfactual inference tasks.
- We propose a novel reasoning paradigm **CoIn** to guide LLM to facilitate iterative reasoning and address complex counterfactual inference tasks. CoIn achieved over 90% accuracy on CounterBench, a 20% improvement over the state-of-the-art baseline.

2 CounterBench

To evaluate the counterfactual reasoning capabilities of LLMs, we introduce a comprehensive benchmarking dataset specifically designed to measure their ability to handle complex causal reasoning tasks. This section details the structure of the dataset, the methodology for query generation, and the benchmarking process.

2.1 Dataset Structure

The dataset consists of two main components: a set of counterfactual queries and corresponding binary answers. Formally, the dataset is defined as $\mathcal{D} := \{(q_i, a_i) | i = 1, 2, \dots, N\}$, where each q_i is a counterfactual query, and $a_i \in \{\text{yes}, \text{no}\}$ represents the correct answer. Each query is derived from a deterministic Structural Causal Model

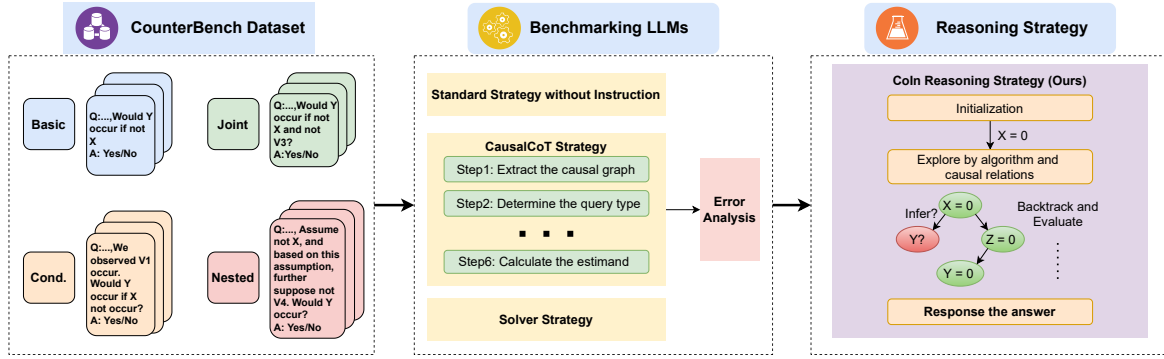


Figure 2: Illustration of our framework. We create CounterBench, a dataset featuring four types of counterfactual questions (basic, joint, conditional, and nested). Based on this dataset, we conduct benchmark experiments on state-of-the-art methods, analyze their errors, and develop our enhanced reasoning framework that incorporates dynamic evaluation and intelligent backtracking capabilities.

Table 1: Illustrative Counterfactual Query Types

Type	Query Template Example	Causal graph
Basic	We know that X causes V1, V1 causes V2, V2 causes V3, and V3 causes V4, V4 causes V5, V5 causes Y. Would Y occur if not X instead of X?	
Joint	We know that X causes V1, V1 causes V2, V2 and V1 together cause V3, V3 causes V4, V4 and X together cause V5, and V5 causes Y. Would Y occur if not X and not V3?	
Nested	We know that X causes V1, V1 causes V2, V2 and V1 together cause V3, V3 causes V4, V4 and V2 together cause V5, and V5 causes Y. Assume not X, and based on this assumption, further suppose not V4. Would Y occur?	
Conditional	We know that X and V1 together cause V2, V2 causes V3, V3 causes V4, V4 causes V5, V5 causes Y. We observed V1. Would Y occur if not X instead of X?	

(SCM) $M = \langle U, V, f \rangle$, where U is the set of exogenous variables with assignments u , V is the set of endogenous variables, and f is the set of structural equations. For each $V_i \in V$, we have $V_i = f_i(Pa(V_i), U_i)$, where $Pa(V_i) \subseteq V$ denotes the parents of V_i , and U_i refers to the subset of exogenous variables from U that directly influence the value of V_i . Intervening on a set of variables $X \subseteq V$ and setting them to x modifies the model to M_x , which deterministically defines the values of intervened variables given u . The dataset includes four types of counterfactual queries:

Basic Counterfactual. The basic counterfactual type addresses simple "what-if" scenarios. In this scenario, it is formalized as $Y_x(u)$, which serves as a potential outcome expression. In causal reasoning, potential outcomes refer to the hypothetical results observed when a variable is set to a particular value (Holland, 1986). In $Y_x(u)$ expression, Y is the outcome variable, x is the value considered in the hypothetical scenario, and u denotes

the context. To illustrate, consider a lawn irrigation system that only activates when the weather is sunny and the soil is dry. In this example, $Y_x(u)$ describes the system's potential behavior when the weather condition x is imposed while the soil condition (context u) remains unchanged. Consequently, when asking whether the system would activate if the weather changed to cloudy, the relevant counterfactual outcome is $Y_{cloudy}(u)$.

Joint Counterfactual. This type involves a counterfactual scenario in which multiple variables are set simultaneously. Formally, it is expressed as $Y_{x,z}(u)$, representing the outcome Y after setting $X = x$ and $Z = z$. For instance, a lawn irrigation system will activate if the weather is sunny, but it also requires dry soil as a trigger. Suppose Z represents the weather condition and X represents the soil moisture condition. The query asks if the irrigation system will activate when the weather changes to cloudy and the sensor detects that the soil is moist at the same time. The relevant counter-

Models	Standard					CausalCoT				
	Basic	Cond.	Joint	Nested	Avg.	Basic	Cond.	Joint	Nested	Avg.
GPT-3 (Davinci-002)	56.8	50.2	48.8	51.6	51.8	51.2	41.9	51.2	51.6	49.0
GPT-3 (Babbage-002)	50.0†	50.0†	50.0†	50.0†	50.0†	3.6*	7.6*	1.2*	19.6*	8.0*
GPT-3.5	49.6	51.2	50.4	50.0	50.3	43.6	50.4	53.6	50.0	49.4
GPT-4o mini	50.0†	50.0†	50.0†	50.0†	50.0†	57.2	66.4	60.0	63.2	61.7
GPT-4o	50.4	54.4	50.4	54.8	52.5	80.4	72.4	80.8	81.6	78.8
Claude-3 (Sonnet)	50.4	48.8	50.0	50.8	50.0	59.2	52.0	64.4	60.0	59.0
Claude-3.5 (Haiku)	28.4	24.0	43.6	54.0	37.5	60.4	65.6	67.2	66.0	64.8
Gemini-1.5-flash	75.2	65.6	67.2	76.0	71.0	72.4	70.8	72.4	78.4	73.5
Gemini-1.5-flash-8b	50.0†	50.0†	50.0†	50.0†	50.0†	66.8	67.2	65.2	65.2	66.1
Deepseek-V3	50.4	50.4	50.0	50.0	50.0	80.8	70.4	76.4	77.6	76.3

Table 2: Model accuracy of standard method and CausalCoT across different reasoning categories Note: * The average accuracy is only 8% because most of responses are not "Yes" or "No" but "incomprehensible", which means LLM cannot follow instruction of CausalCoT instruction well to infer. More details will be explained in the Appendix A.8. † indicates that the LLM predicts all questions as either 'Yes' or 'No', leading to a 50% accuracy.

factual outcome is $Y_{cloudy,moist}(u)$. This scenario examines the combined effect of both actions happening simultaneously.

Nested Counterfactual. Nested counterfactual involves sequential dependencies between variables. This is represented as $Y_{Z_x}(u)$, where an intervention on X affects Z , which in turn impacts Y . For example, if the weather had been cloudy, which is a counterfactual weather state, and under this scenario, the sensor detected moist soil instead of dry soil, would the irrigation system activate? In this framework, Z represents the weather condition, X is the soil moisture reading. Z depends on the counterfactual value of X through the system’s structural causal relationships.

Conditional Counterfactual. This type introduces observed conditions into the counterfactual world (Pearl, 2009). Formally, it is written as $Y_x(u) | Z_x(u) = z$, asking how Y would change if X was set to x while $Z = z$ being observed as a condition. For example, a lawn irrigation system will activate if the weather is sunny, but it also requires dry soil as a trigger. Now the weather is observed as sunny, the query evaluates whether the lawn irrigation system still activate or not if the sensor detects moist soil instead of dryness. Here, $Z = z$ represents the weather is observed as sunny, which is a given condition for reasoning.

2.2 Query Generation and Quality Assessment

Each query consists of background information and a specific question. Table 1 illustrates how samples are generated using various deterministic

counterfactual query types. The background is constructed with causal graphs and story templates, and variable names are replaced by nonsensical, artificially generated words (e.g., “Kelp,” “Ziklo”) to prevent models from relying on memorized knowledge. In this way, we force LLMs to engage in causal reasoning rather than using prior knowledge in pretraining data. The dataset also features balanced distributions in multiple dimensions, with binary responses evenly split between 50% “Yes” and 50% “No.” This balance extends across different question types and difficulty levels, ensuring a uniform response distribution within each category. The dataset consists of 1,000 questions, categorized into four distinct types, with each type containing 250 questions. Within each type, there is an equal distribution of answers, comprising 125 "Yes" responses and 125 "No" responses. Additionally, the dataset is stratified based on five levels of difficulty, determined by the number of events present in each question, ranging from 5 to 9. Each difficulty level includes 200 questions, maintaining a balanced distribution of answers with 100 "Yes" and 100 "No". We also conduct a human evaluation, with further details provided in Appendix A.2.

3 Benchmarking LLMs on CounterBench

We conducted comprehensive experiments to systematically evaluate the performance of current LLMs on counterfactual reasoning tasks, demonstrating their capabilities using state-of-the-art reasoning techniques.

Models. The tested LLM models include GPT-3.5 turbo, GPT-4o, GPT-4o mini, Davinci-002,

Babbage-002 (OpenAI, 2024), Claude 3.5 Haiku, Claude 3 Sonnet (Anthropic, 2024), Deepseek-V3 (DeepSeek, 2024) and Gemini-1.5-Flash and Gemini-1.5-Flash-8B (Google, 2024).

Reasoning Strategies. In our baseline evaluations, we employed two distinct reasoning strategies to assess these models. The first relied on standard prompting methods without specialized instructions. The second used the advanced CausalCoT approach (Jin et al., 2023), an extension of the Chain-of-Thought prompting paradigm (Wei et al., 2022). By integrating a systematic derivation process, including causal graph extraction, query type classification, data collection, and formalization, CausalCoT ensures robust logical consistency and high reasoning accuracy.

Evaluation Settings. Within our evaluation framework, responses are classified into three distinct categories, "Yes", "No", and "Incomprehensible". The latter encompassing responses that are either ambiguous or lack clear meaning, typically manifesting when no answer is detected, such as NULL returns or mere query echoes. During inference, we set the temperature at 0. We employ inference accuracy as our primary performance metric.

3.1 Experimental Results

As shown in Table 2, the results indicate that without specific instructions, most LLMs struggle with counterfactual reasoning, performing no better than random guessing in terms of accuracy. Specifically, for model GPT-4o mini, we observed consistent predictions of either "Yes" or "No," resulting in a 50.0% accuracy. Among all tested models, Gemini-1.5-flash achieved the highest baseline performance with an accuracy of 71.0%. Although the CausalCoT approach is designed to enhance the causal reasoning capabilities of LLMs, our empirical findings suggest that it does not significantly improve their performance in counterfactual reasoning tasks. Most models showed minimal or no improvement, as exemplified by GPT-3.5 Turbo. The best performance model in the CausalCoT is GPT-4o, achieved an accuracy of only 78.8%.

Error Analysis. To systematically analyze the limitations of existing approaches, we conducted an error analysis on responses generated by CausalCoT. Our analysis focuses on three key components: causal data collection, inference process, and conclusion derivation. Through careful examination of each component, we identified three primary categories of errors: **Wrong causal rela-**

tionships: This error occurs when LLMs cannot construct accurate causal graphs or extract known values from background information. **Wrong inference process:** This happens when LLMs, despite correctly identifying causal relationships, make incorrect predictions of the target event Y . **Wrong conclusion:** This type of error arises when LLMs reach contradictory final answers, even after correctly computing the value of Y .

The distribution of these error categories is illustrated in Figure 3. Notably, 86% of errors occur in the inference process, revealing that even with well-constructed causal graphs, LLMs struggle significantly with deriving accurate predictions through reasoning.

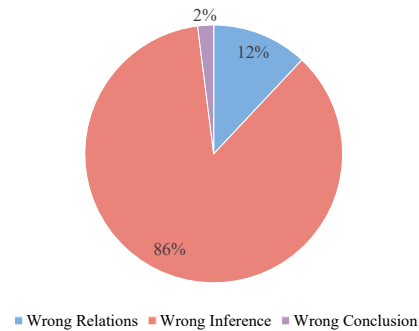


Figure 3: Error Analysis of CausalCoT.

4 Proposed Reasoning Strategy

As discussed in Section 3, the primary challenge for LLMs is to minimize incorrect inferences, which are a major source of errors. To tackle the challenges in counterfactual inference that current LLMs face, we introduce an enhanced reasoning framework. This framework utilizes evaluation and backtracking capabilities within a multi-step causal chain-of-thought approach. It specifically targets fundamental inference challenges using an iterative search algorithm to explore and validate counterfactual reasoning paths. Our framework dynamically evaluates the potential of each reasoning step and intelligently backtracks to more promising decision points when necessary, ensuring robust performance across complex problems with multiple potential reasoning paths (Sel et al., 2023). The prompt design for this task is structured into two distinct phases: Counterfactual Information Extraction phase and Counterfactual Reasoning Algorithm phase. An example of our proposed

Algorithm 1 Reasoning Algorithm

Input:

- 1: \mathbb{R} : A set of causal graph relations
- 2: \mathbb{E} : A set of events
- 3: \mathbb{N} : A set of $\{event, value\}$ pairs

Output:

```
4:  $Y$ : target event  $Y$ 
5: procedure REASONING( $\mathbb{R}, \mathbb{E}, \mathbb{N}$ )
6:    $K \leftarrow \text{RANDOM}(E), E \in \mathbb{E} \setminus \mathbb{N}.events$ 
7:   while  $K \notin \mathbb{N}.events$  do
8:     for all relation  $r \in \mathbb{R}$  do
9:       if  $\exists \text{ INFER}(r, \mathbb{N}) \rightarrow value(K)$ 
10:      then
11:         $N \leftarrow N \cup \{K, value(K)\}$ 
12:        if  $K = Y$  then
13:          return  $value(K)$ 
14:        else
15:           $K \leftarrow \text{RANDOM}(E), E \in$ 
16:           $\mathbb{E} \setminus \mathbb{N}.events$ 
17:        end if
18:      end if
19:    end for
20:  end while
21:  BACKTRACKING( $K$ )
22: end procedure
```

paradigm is provided in Appendix A.1.

4.1 Counterfactual Information Extraction

In the first phase, we focus on systematically gathering all relevant information explicitly stated in the scenario. The process begins with constructing the causal graph by identifying relationships between events and representing them in a clear "*event 1* \rightarrow *event 2*" format, which eliminates potential ambiguities. Next, we collect the given values for each variable from both background information and questions, where these values indicate whether specific events occur or not. Crucially, this phase maintains strict adherence to explicitly stated information, avoiding any unsupported inferences or assumptions in favor of a rigorous and unbiased data collection process.

4.2 Counterfactual Reasoning Algorithm

The second phase is Counterfactual Reasoning Algorithm, the core methodological component that systematically applies gathered information to evaluate the target event. The framework employs iterative counterfactual reasoning to progressively explore and infer event values, ultimately determin-

ing the target outcome. Moreover, through integrated evaluation and backtracking mechanisms, the framework enables models to systematically optimize their reasoning paths and improve reasoning accuracy. This process follows an algorithmic strategy designed to systematically determine the counterfactual outcome.

The strategy is shown in the following Algorithm 1. It aims to determine the value of a target event Y using a set of causal relationships (\mathbb{R}), a set of known event-value pairs (\mathbb{N}) and a set of events (\mathbb{E}). The algorithm begins by randomly selecting an event K from the set \mathbb{E} . When K is not contained within the known events set (\mathbb{N}), the algorithm traverses causal relationships in \mathbb{R} to identify applicable rules that permit value inference for K based on established event values. In cases where current parameters preclude K value inference, the algorithm implements backtracking to antecedent nodes and pursues alternative K candidates. Once the value of K is successfully inferred, the event-value pair is integrated into the known events set \mathbb{N} . To enhance the ability of LLMs to learn our algorithm effectively, we incorporate in-context examples patterned after search algorithms (Sel et al., 2023). These examples, which differ slightly from the dataset, belongs to counterfactual questions and basic problem types. By structuring examples to follow search-based reasoning, we leverage LLMs' in-context learning capabilities to guide them in exploring solutions step by step, rather than relying on intuition. This approach not only enhances the model's ability to break down problems and evaluate paths efficiently but also reducing the likelihood of generating erroneous intermediate steps and improving reasoning stability.

Causal Evaluation Process for Target Event Validation. Once intermediate events K are computed, the algorithm uses them to evaluate the target event step by step, ensuring that each calculation adheres to the relationships defined in the causal graph. If the target event Y is identified during this process, the algorithm will validate the entire sequence of calculations, verifying that all intermediate values and logical dependencies align with the observed and counterfactual information.

Backtracking Reassessment. The backtracking step involves reassessing each intermediate calculation. Through an iterative process of operation identification, intermediate value calculation, and result validation, the algorithm generates robust and logi-

Model	Standard	CausalCoT	Solver	Ours
GPT-3 (Davinci-002)	51.8	49.0	50.2	49.8
GPT-3 (Babbage-002)	50.0	8.0	50.0	45.8
GPT-4o mini	50.0	61.7	47.5	80.6
GPT-4o	52.5	78.8	52.1	92.0
GPT-3.5 turbo	50.3	49.4	50.0	60.9
Claude-3 (Sonnet)	50.0	59.0	51.9	91.6
Claude-3.5 (Haiku)	37.5	64.8	49.2	82.3
Gemini-1.5-flash	71.0	73.5	53.8	93.0
Gemini-1.5-flash-8b	50.0	66.1	50.9	87.8
Deepseek-V3	50.2	76.3	49.5	93.5

Table 3: Model accuracy on CounterBench. We report the average accuracy for four inference strategies: Standard, CausalCoT, Solver, and CoIn.

cally coherent counterfactual outcomes. This structured and rigorous approach guarantees that the counterfactual inference phase remains transparent, reproducible with the underlying causal framework. An example of how CoIn solves the CounterBench problem is provided in Appendix A.1.

5 Experiments

5.1 Experiment Setup

We adopted the same LLMs as mentioned in Section 3 for our experiments. To establish baselines, we implemented both CausalCoT (Jin et al., 2023) and standard solver strategies. The latter integrates external tools into the chain-of-thought process, as described in (Hua et al., 2024). Specifically, this approach combines LLMs with Structural Causal Model (SCM) tools (Pearl, 2009) for causal inference. The study introduces CausalTool, a suite of 10 inference tools designed for various causal tasks. It leverages LLMs to classify causal questions, extract causal graphs and formalized data, and route them to the appropriate tools for inference, with the final answer generated by the LLM.¹ During inference, the temperature is set to zero.

5.2 Main Result

The comprehensive performance comparison across all models is presented in Table 3. Our approach demonstrates notable improvements over existing methods across the model spectrum, with particularly noteworthy performance gains achieved by smaller language models, including GPT-4o mini, Claude-3.5 Haiku, and Gemini-1.5-flash-8b. For instance, our method enables GPT-4o mini to achieve an accuracy of 80.6%, surpassing

¹Since the source code for CausalTool is not publicly available, we re-implemented its counterfactual inference procedure based on descriptions in the original paper.

Methods	Basic	Cond.	Joint	Nested	Avg.
Standard	50.0	50.0	50.0	50.0	50.0
CausalCoT	57.2	66.4	60.0	63.2	61.7
Solver	35.2	54.4	50.4	50.0	47.5
Ours	82.8	79.2	80.0	80.4	80.6

Table 4: Accuracy of GPT-4o mini across four query types in the CounterBench.

the performance of several larger models without CoIn enhancement. As detailed in Table 4, taking GPT-4o mini as an example, CoIn achieves superior performance across all four types of counterfactual questions, with particularly better results on basic questions compared to more complex variants. Additionally, state-of-the-art LLMs such as GPT-4o, Gemini-1.5-flash, and Deepseek-V3 achieve remarkable accuracy exceeding 90% when augmented with our method. Taken GPT-4o as example, Our strategy improves the accuracy of the model from 78.8% to 92%, demonstrating CoIn’s effectiveness in guiding LLMs through algorithm to explore paths step-by-step. The results indicate that contemporary LLMs, when equipped with our strategy, can effectively resolve most formal complex counterfactual problems. The details of all performance of our results are presented in Appendix A.4. Moreover, in Appendix A.5, we conducted error analysis. The analysis reveals a substantial reduction in errors of inference process. Moreover, we also examine the impact of complex causal relationships on outcomes. We found that accuracy decreases as the number of variants increases for CausalCoT and CoIn. The details are shown in A.3.

5.3 Validating Generalization Ability

In this section, we evaluate the generalization capability of CoIn using the CLADDER dataset (Jin et al., 2023). CLADDER is a dataset focus on the causal reasoning questions. We utilize the CLADDER dataset to determine if the proposed method can be extended beyond the CounterBench dataset. Unlike our dataset, which focuses on formal rules, CLADDER includes examples that utilize common sense knowledge rather than causal inference abilities to answer queries. Specifically, it encompasses both commonsense and anti-commonsense scenarios, allowing us to explore whether CoIn remains effective under the influence of pretraining knowledge in LLMs. We conduct experiments

on the counterfactual subset of CLADDER. We applied the Gemini-1.5 and Gemini-1.5-8b models to both commonsense and anti-commonsense queries, with the results displayed in Figure 4 and detailed examples in Appendix A.6. These results demonstrate that performance is consistently stable across different reasoning paradigms, suggesting that pretraining knowledge has a limited impact on the CoIn counterfactual reasoning capabilities. Furthermore, our method achieves an accuracy of 78.98%, outperforming both CausalCoT at 64.77% and the Standard method at 64.20%. This strong performance highlights CoIn’s generalizability and underscores its potential for broader application in various counterfactual reasoning tasks.

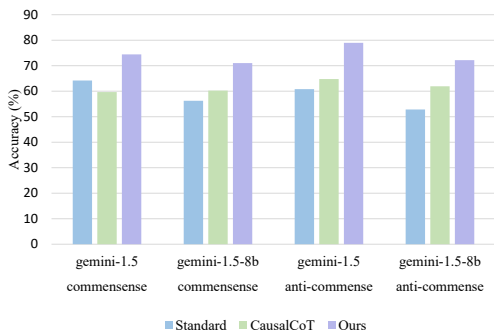


Figure 4: Accuracy comparison between Standard, CoIn, and CausalCoT in Anticommonsense and Commonsense Dataset.

6 Related Work

Counterfactual Reasoning. Counterfactual reasoning explores how outcomes change when certain variables are altered from their historical states. In Structural Causal Models (SCMs), Pearl’s (Pearl, 2009) “surgery” and do-calculus provide systematic ways to infer intervention outcomes, highlighting the deep causal knowledge required for accurate inference. Counterfactuals can be deterministic or probabilistic: deterministic settings yield predictable outcomes from given conditions, while probabilistic models incorporate inherent uncertainties. These methods have gained traction in domains like social sciences, where they help assess alternative policy outcomes and study causal mechanisms in observational data (Morgan, 2015), and in medicine, where they enable personalized treatment and decision support (Johansson et al., 2016; Shalit et al., 2017; Louizos et al., 2017; Yoon

et al., 2018). In artificial intelligence, counterfactual reasoning is crucial for interpretability and fairness, as it allows models to generate alternative scenarios and assess decision-making robustness. Although recent efforts extend counterfactual reasoning to LLMs (Jin et al., 2023), significant challenges persist, particularly regarding the complex variable relationships in high-dimensional text data. Consequently, bridging the gap between textual complexity and robust causal inference remains a focal point for future research.

LLMs in Counterfactual Learning. With the rapid evolution of LLMs, the research community has increasingly focused on their ability to perform causal inference (Zhang et al., 2023; Ashwani et al., 2024). A prominent example is Causal Agent, an agent-based LLM framework that merges an LLM with causal tools for complex tasks (Han et al., 2024). While it excels at identifying causal associations and conducting interventions, it largely omits counterfactual reasoning, limiting its applicability to more advanced scenarios. Current efforts to integrate counterfactual reasoning into LLMs typically follow two paths. First, commonsense-based approaches leverage background knowledge to imagine scenarios that defy established facts (Ning et al., 2024; Chatzi et al., 2024; Musi and Palmieri, 2024; Vicuna, 2023), such as positing alternative historical outcomes. Second, graph-based methods employ formal causal graphs and external Python packages for computations, as seen in CausalCoT (Jin et al., 2023) and CausalTool (Hua et al., 2024). Although these methods effectively incorporate structured causal information, they often offload key calculations outside the LLM.

7 Conclusion

In this work, we develop and extend CounterBench, a counterfactual reasoning dataset covering four types of counterfactual problems for LLM benchmarking. Our results show that most LLMs perform at near-random levels, with state-of-the-art methods offering only limited improvements in counterfactual reasoning accuracy. To address these challenges, we propose CoIn, a reasoning paradigm inspired by formal causal inference principles and planning strategies. CoIn guides LLMs through iterative thinking and backtracking to explore reasoning paths more effectively. Our approach significantly enhances counterfactual reasoning capabilities of LLMs.

8 Limitations

While our approach consistently enhances LLMs' counterfactual reasoning capabilities, it currently focuses on relatively idealized problems. Moving forward, we plan to integrate richer probabilistic dimensions and more intricate causal structures, including interventions with varying intensities, multiple interacting variables, and hidden confounders, to better capture real-world complexities. We also see significant potential for applying our method in diverse domains. In social science, it can illuminate the impacts of policy interventions and reveal causal mechanisms in observational data, while in healthcare, it can guide clinical decision-making and personalize treatment strategies. By expanding our datasets and refining our methodologies, we aim to create a more versatile and powerful framework that enables smaller models to provide robust causal insights across a wider range of applications.

References

- Alwin. 2023. Understanding causal ai: Bridging the gap between correlation and causation. <https://www.alwin.io/causal-ai>. Accessed: 2025-01-06.
- Anthropic. 2024. Claude. <https://www.anthropic.com/api>. Accessed: 2025-01-06.
- Swagata Ashwani, Kshiteesh Hegde, Nishith Reddy Mannuru, Dushyant Singh Sengar, Mayank Jindal, Krishna Chaitanya Rao Kathala, Dishant Banga, Vinija Jain, and Aman Chadha. 2024. Cause and effect: Can large language models truly understand causality? In *Proceedings of the AAAI Symposium Series*, volume 4, pages 2–9.
- Ivi Chatzi, Nina Corvelo Benz, Eleni Straitouri, Stratis Tsirtsis, and Manuel Gomez-Rodriguez. 2024. Counterfactual token generation in large language models. *arXiv preprint arXiv:2409.17027*.
- Huigang Chen, Totte Harinen, Jeong-Yoon Lee, Mike Yung, and Zhenyu Zhao. 2020. Causalm1: Python package for causal machine learning. *arXiv preprint arXiv:2002.11631*.
- DeepSeek. 2024. *DeepSeek: AI-Powered Search Engine*. Accessed: 2025-02-15.
- Amir Feder, Katherine A Keith, Emaad Manzoor, Reid Pryzant, Dhanya Sridhar, Zach Wood-Doughty, Jacob Eisenstein, Justin Grimmer, Roi Reichart, Margaret E Roberts, et al. 2022. Causal inference in natural language processing: Estimation, prediction, interpretation and beyond. *Transactions of the Association for Computational Linguistics*, 10:1138–1158.
- Google. 2024. Gemini. <https://gemini.google.com/>. Accessed: 2025-01-06.
- Ian D Gow, David F Larcker, and Peter C Reiss. 2016. Causal inference in accounting research. *Journal of Accounting Research*, 54(2):477–523.
- Emilia Gvozdenović, Lucio Malvisi, Elisa Cinconze, Stijn Vansteelandt, Phoebe Nakanwagi, Emmanuel Aris, and Dominique Rosillon. 2021. Causal inference concepts applied to three observational studies in the context of vaccine development: from theory to practice. *BMC Medical Research Methodology*, 21:1–10.
- Kairong Han, Kun Kuang, Ziyu Zhao, Junjian Ye, and Fei Wu. 2024. Causal agent based on large language model. *arXiv preprint arXiv:2408.06849*.
- Paul W Holland. 1986. Statistics and causal inference. *Journal of the American statistical Association*, 81(396):945–960.
- Zhenyang Hua, Shuyue Xing, Huixing Jiang, Chen Wei, and Xiaojie Wang. 2024. Improving causal inference of large language models with scm tools. In *CCF International Conference on Natural Language Processing and Chinese Computing*, pages 3–14. Springer.
- Zhijing Jin, Yuen Chen, Felix Leeb, Luigi Gresele, Ojasv Kamal, LYU Zhiheng, Kevin Blin, Fernando Gonzalez Adauto, Max Kleiman-Weiner, Mrinmaya Sachan, et al. 2023. Cladder: Assessing causal reasoning in language models. In *Thirty-seventh conference on neural information processing systems*.
- Fredrik Johansson, Uri Shalit, and David Sontag. 2016. Learning representations for counterfactual inference. In *International conference on machine learning*, pages 3020–3029. PMLR.
- Atoosa Kasirzadeh and Andrew Smart. 2021. The use and misuse of counterfactuals in ethical machine learning. In *Proceedings of the 2021 ACM Conference on Fairness, Accountability, and Transparency*, pages 228–236.
- Emre Kıcıman, Robert Ness, Amit Sharma, and Chenhao Tan. 2023. Causal reasoning and large language models: Opening a new frontier for causality. *arXiv preprint arXiv:2305.00050*.
- Lisa Koonce, Karen K Nelson, and Catherine M Shakespeare. 2011. Judging the relevance of fair value for financial instruments. *The Accounting Review*, 86(6):2075–2098.
- Parthasarathy Krishnamurthy and Anuradha Sivaraman. 2002. Counterfactual thinking and advertising responses. *Journal of Consumer Research*, 28(4):650–658.
- Evangelia Kyrimi, Somayyeh Mossadegh, Jared M Wohlgemut, Rebecca S Stoner, Nigel RM Tai, and William Marsh. 2025. Counterfactual reasoning using causal bayesian networks as a healthcare governance tool. *International Journal of Medical Informatics*, 193:105681.

- Jia Li and Xiang Li. 2024. [Relation-first modeling paradigm for causal representation learning toward the development of agi](#). *Preprint*, arXiv:2307.16387.
- Weixin Liang, Yaohui Zhang, Zhengxuan Wu, Haley Lepp, Wenlong Ji, Xuandong Zhao, Hancheng Cao, Sheng Liu, Siyu He, Zhi Huang, et al. 2024. Mapping the increasing use of llms in scientific papers. *arXiv preprint arXiv:2404.01268*.
- Jinxin Liu, Shulin Cao, Jiabin Shi, Tingjian Zhang, Lunyiu Nie, Linmei Hu, Lei Hou, and Juanzi Li. 2024a. How proficient are large language models in formal languages? an in-depth insight for knowledge base question answering. In *Findings of the Association for Computational Linguistics ACL 2024*, pages 792–815.
- Xiaoyu Liu, Paiheng Xu, Junda Wu, Jiabin Yuan, Yifan Yang, Yuhang Zhou, Fuxiao Liu, Tianrui Guan, Hao-liang Wang, Tong Yu, et al. 2024b. Large language models and causal inference in collaboration: A comprehensive survey. *arXiv preprint arXiv:2403.09606*.
- Massimo Loi and Margarida Rodrigues. 2012. A note on the impact evaluation of public policies: the counterfactual analysis.
- Christos Louizos, Uri Shalit, Joris M Mooij, David Sontag, Richard Zemel, and Max Welling. 2017. Causal effect inference with deep latent-variable models. *Advances in neural information processing systems*, 30.
- Jing Ma. 2024. Causal inference with large language model: A survey. *arXiv preprint arXiv:2409.09822*.
- SL Morgan. 2015. *Counterfactuals and causal inference*. Cambridge University Press.
- Elena Musi and Rudi Palmieri. 2024. The fallacy of explainable generative ai: evidence from argumentative prompting in two domains. In *CEUR Workshop Proceedings*, volume 3769, pages 59–69.
- Xuefei Ning, Zinan Lin, Zixuan Zhou, Zifu Wang, Huazhong Yang, and Yu Wang. 2024. Skeleton-of-thought: Prompting llms for efficient parallel generation. In *The Twelfth International Conference on Learning Representations*.
- OpenAI. 2024. Models. <https://platform.openai.com/docs/models>. Accessed: 2025-01-06.
- Judea Pearl. 2009. *Causality*. Cambridge university press.
- Judea Pearl and Dana Mackenzie. 2018. *The book of why: the new science of cause and effect*. Basic books.
- Fabio Petroni, Tim Rocktäschel, Patrick Lewis, Anton Bakhtin, Yuxiang Wu, Alexander H Miller, and Sebastian Riedel. 2019. Language models as knowledge bases? *arXiv preprint arXiv:1909.01066*.
- Neil Sahota. 2023. Causal ai: Bridging the gap between correlation and causation. <https://www.neilsahota.com>. Accessed: 2025-01-06.
- Bilgehan Sel, Ahmad Al-Tawaha, Vanshaj Khattar, Ruoxi Jia, and Ming Jin. 2023. Algorithm of thoughts: Enhancing exploration of ideas in large language models. *arXiv preprint arXiv:2308.10379*.
- Uri Shalit, Fredrik D Johansson, and David Sontag. 2017. Estimating individual treatment effect: generalization bounds and algorithms. In *International conference on machine learning*, pages 3076–3085. PMLR.
- Amit Sharma and Emre Kiciman. 2020. Dowhy: An end-to-end library for causal inference. *arXiv preprint arXiv:2011.04216*.
- Artur Tarassow. 2023. The potential of llms for coding with low-resource and domain-specific programming languages. *arXiv preprint arXiv:2307.13018*.
- Vicuna. 2023. Vicuna: An open-source chatbot impressing GPT-4 with 90%* ChatGPT quality. <https://vicuna.lmsys.org/>. Accessed: 2023.
- Jason Wei, Xuezhi Wang, Dale Schuurmans, Maarten Bosma, Fei Xia, Ed Chi, Quoc V Le, Denny Zhou, et al. 2022. Chain-of-thought prompting elicits reasoning in large language models. *Advances in neural information processing systems*, 35:24824–24837.
- Jinsung Yoon, James Jordon, and Mihaela Van Der Schaar. 2018. Ganite: Estimation of individualized treatment effects using generative adversarial nets. In *International conference on learning representations*.
- Matej Zečević, Moritz Willig, Devendra Singh Dhami, and Kristian Kersting. 2023. Causal parrots: Large language models may talk causality but are not causal. *arXiv preprint arXiv:2308.13067*.
- Cheng Zhang, Stefan Bauer, Paul Bennett, Jiangfeng Gao, Wenbo Gong, Agrin Hilmkil, Joel Jennings, Chao Ma, Tom Minka, Nick Pawlowski, et al. 2023. Understanding causality with large language models: Feasibility and opportunities. *arXiv preprint arXiv:2304.05524*.

A Appendix

A.1 Method Prompt Design

Our prompt design, as illustrated in Figure 5, has been carefully structured to optimize the interaction between our algorithm and Large Language Models (LLMs). At its core, the design incorporates multiple few-shot examples that serve as comprehensive demonstrations of our algorithm’s operational framework. These examples are strategically selected to showcase various reasoning patterns

and problem-solving approaches, providing LLMs with a robust foundation for understanding the algorithm’s methodology. Within the prompt, we have meticulously detailed step-by-step instructions, creating a clear and structured information flow that guides the model through the reasoning process. This structured approach leverages LLMs’ inherent in-context learning capabilities, enabling them to systematically explore solution paths rather than relying on intuitive responses. This approach not only enhances the model’s ability to break down problems and evaluate paths efficiently but also reducing the likelihood of generating erroneous intermediate steps and improving reasoning stability.

A.2 Human Evaluation

To assess the quality of our dataset, we asked two Ph.D. students with expertise in causal inference to answer 200 randomly selected questions. They achieved an average accuracy of 97.75% and required four hours to complete them, reflecting the substantial cognitive effort involved. According to participant feedback, these questions demanded careful consideration of multiple causal factors and explicit counterfactual reasoning steps. These findings demonstrate that our dataset presents problems of sufficient complexity to effectively evaluate counterfactual reasoning abilities of models.

A.3 Effects of variants numbers

Beyond analyzing different types of counterfactual reasoning, we conducted a comprehensive investigation into how the complexity of causal relationships influences model performance. To systematically evaluate this relationship, we categorized our datasets into five distinct complexity levels based on the number of variables involved, ranging from 5 to 9 variables. This categorization allows us to assess how model performance scales with increasing causal complexity. As demonstrated in Table 5, using GPT-4o mini as a representative case, we observe a consistent pattern where model accuracy exhibits a negative correlation with the number of variables for both CausalCoT and our CoIn method. This inverse relationship between performance and causal complexity suggests that as the number of interacting variables increases, the reasoning task becomes progressively more challenging, requiring models to track and process more complex causal chains and interdependencies. This analysis provides valuable insights into the scalability and

limitations of current causal reasoning approaches when dealing with increasingly complex scenarios.

Methods	5vars.	6vars.	7vars.	8vars.	9vars.
Standard	50.0	50.0	50.0	50.0	50.0
CausalCoT	67.0	61.0	63.5	61.5	55.5
Ours	92.0	82.0	82.0	73.5	73.5

Table 5: Performance of different strategies on CounterBench dataset with GPT-4o mini across various difficulty levels

A.4 More Experiment Details

Table 6 presents a comprehensive performance comparison between the Solver method and our CoIn approach across various models on the CounterBench dataset. Our analysis reveals several significant patterns in model performance across different counterfactual reasoning tasks. First and foremost, CoIn demonstrates consistent superiority over the Solver method across all task categories and model architectures. This improvement is particularly pronounced in newer model architectures, with state-of-the-art models like GPT-4o, Claude-3 (Sonnet), and Gemini-1.5-flash showing remarkable performance gains. Notably, GPT-4o achieves perfect accuracy (100.0%) on basic reasoning tasks under our method. Deepseek-V3 demonstrates exceptional consistency with high performance across all task types. Its accuracy comes to 99.6% for basic tasks and maintaining above 90% accuracy across other categories. The performance distribution across different task types reveals interesting patterns. Basic reasoning tasks consistently yield the highest accuracy under our method, particularly evident in larger models. However, this category also exhibits the most significant performance variation across different model architectures, suggesting that basic counterfactual reasoning capabilities are highly sensitive to model scale and architecture. In contrast, joint reasoning tasks show relatively stable performance across different models, indicating that these capabilities may be more fundamentally tied to the reasoning framework rather than model size. Moreover, we observe a clear correlation between model recency and performance, with newer models like GPT-4o and Claude-3 (Sonnet) achieving significantly higher average accuracies (92.0%, 91.6%) compared to their predecessors. This trend holds true across all task types, though the magnitude of improvement varies by category.

Question: ————— User: Imagine a self-contained, hypothetical world with only the following conditions, and without any unmentioned factors or causal relationships: Ziklo has a direct effect on not Blaf, Blaf has a direct effect on Trune, Trune has a direct effect on not Vork, Vork or Trune has a direct effect on Sline, Sline has a direct effect on Frim, not Frim and Trune has a direct effect on Qado, and Qado has a direct effect on Lumbo. We know that Ziklo causes not Blaf, Blaf causes Trune, Trune causes not Vork, Vork or Trune causes Sline, Sline causes Frim, not Frim and Trune causes Qado, and Qado causes Lumbo. Would Lumbo occur if not Ziklo instead of Ziklo? Step 1. Extract the causal graph: Identify the causal graph that depicts the relationships in the scenario. Let $X = \text{Ziklo}$; $V1 = \text{Blaf}$; $V2 = \text{Trune}$; $V3 = \text{Vork}$; $V4 = \text{Sline}$; $V5 = \text{Frim}$; $V6 = \text{Qado}$; $Y = \text{Lumbo}$. The diagram should simply consist of edges denoted in "var1 -> var2" format, separated by commas. If you get $V1 \rightarrow \text{Not } V2$ for example, you need to replace into $V1 \rightarrow V2$. Step 2. Collect the information: Collect all the directly given information into given values set. 1 means given observed in question or observed. 0 means given not in question. Do not assume or infer other variables values by relations. Then, describe relations about how multiple variables influence another variable; it can result in AND, OR, or NOT. Step 3. Infer the Y by information step by step. Step 4. Based on the result from the Step3, derive the final answer. There is an identifiable answer.

Assistant: Step 1) Extract the causal graph: Identify the causal graph that depicts the relationships in the scenario. Let $X = \text{Ziklo}$; $V1 = \text{Blaf}$; $V2 = \text{Trune}$; $V3 = \text{Vork}$; $V4 = \text{Sline}$; $V5 = \text{Frim}$; $V6 = \text{Qado}$; $Y = \text{Lumbo}$. The causal graph is $X \rightarrow V1$, $V1 \rightarrow V2$, $V2 \rightarrow V3$, $V2 \rightarrow V4$, $V3 \rightarrow V4$, $V4 \rightarrow V5$, $V5 \rightarrow V6$, $V2 \rightarrow V6$, $V6 \rightarrow Y$. Step 2) Collect the information: All given values: $X = 0$ (not X); Relations: $V1$: NOT X, $V2$: $V1$, $V3$: NOT $V2$, $V4$: $V2$ OR $V3$, $V5$: $V4$, $V6$: $V2$ AND NOT $V5$, Y : $V6$. Step 3) Trying a promising first operation: 1. $Y = V6 = 0$ or 1 (cannot be inferred directly) Trying another promising first operation: 2. $V1 = \text{NOT } X = 1$ - $Y = V6 = 0$ or 1 (cannot be inferred directly) - $V6 = V2$ AND $V5 = 0$ or 1 (cannot be inferred directly) - $V5 = V4 = 0$ or 1 (cannot be inferred directly) - $V2 = V1 = 1$ - $V5 = V4 = 0$ or 1 (cannot be inferred directly) - $V3 = \text{NOT } V2 = 0$ — $Y = V6 = 0$ or 1 (cannot be inferred directly) — $V4 = V3$ or $V2 = 1$ — $V5 = V4 = 1$ — $V6 = V2$ AND NOT $V5 = 0$ — $Y = V6 = 0$ -> found it !

Backtracking the solution: Step 3a: $V1 = \text{NOT } X = 1$ Step 3b: $V2 = V1 = 1$ Step 3c: $V3 = \text{NOT } V2 = 0$ Step 3d: $V4 = V3$ or $V2 = 1$ Step 3e: $V5 = V4 = 1$ Step 3f: $V6 = V2$ AND NOT $V5 = 0$ Step 3g: $Y = V6 = 0$ Step 4) Since the result for the Y is 0, the overall answer to the question is no.

————— Imagine a self-contained, hypothetical world with only the following conditions, and without any unmentioned factors or causal relationships: Praf has a direct effect on Vank, Vank has a direct effect on Scud, Scud and Vank have direct effects on Wrenk, Wrenk has a direct effect on Yobb, not Yobb has a direct effect on Glim, and Glim has a direct effect on Klep. We know that Praf causes Vank, Vank causes Scud, Scud and Vank together cause Wrenk, Wrenk causes Yobb, not Yobb causes Glim, and Glim causes Klep. Assume not Praf, and based on this assumption, further suppose not Wrenk. Would Klep occur?

User:

Step 1) Extract the causal graph: Identify the causal graph that depicts the relationships in the scenario. The diagram should simply consist of edges denoted in "var1 -> var2" format, separated by commas. If you get $V1 \rightarrow \text{Not } V2$ for example, you need to replace into $V1 \rightarrow V2$

Step 2) Gather all relevant data: Collect the information: Collect all the directly given information into given values set. 1 means given observed in question or observed. 0 means given not in question. Do not assume or infer other variables values by relations. Then, describe relations about how multiple variables influence another variable.

Step 3) Adopt the following algorithm to get the result: Infer the Y by information step by step.

Step 4) Conclude the final answer: Based on the result from the Step3, derive the final answer. There is an identifiable answer. Answer step by step. Assistant:

Figure 5: The prompt design of CoIn

The consistent performance improvements across newer model architectures suggest that recent advances in language model development have enhanced their capacity for structured counterfactual reasoning when combined with our methodology.

A.5 Error Analysis comparison between Our Method and CausalCoT

By randomly sampling 50 instances and categorizing errors into three distinct types, wrong relations, wrong inferences, and wrong conclusions, we systematically evaluated the model’s performance. The analysis demonstrated notable differences in the relative distribution of errors, with inference-related errors decreasing from 86% to 46%. This significant reduction combining with the diminished error quantity substantiates an enhanced counterfactual inference capability. Concurrently, we also observed a relative increase in relationship-related errors, 12% to 50%. Consequently, the overall effect of our strategy is positive as the number of errors come down notably.

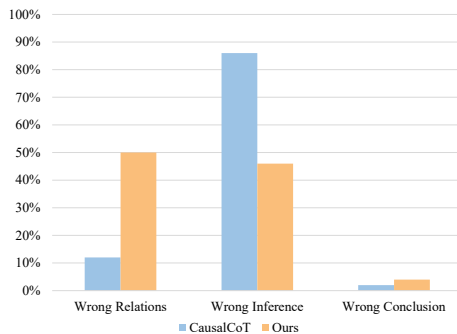


Figure 6: Error Analysis comparison between Our Method and CausalCoT.

A.6 CLADDER Dataset Example

Two examples are generated from the CLADDER dataset. It is shown in Figure 7 and Figure 8, are designed to evaluate a model’s ability to distinguish between commonsense and anti-commonsense reasoning in counterfactual scenarios. Commonsense reasoning follows causal relationships that align with human intuition and everyday knowledge, making it easier for models to infer outcomes based on familiar patterns. In contrast, anti-commonsense reasoning presents causal structures that contradict intuitive expectations, requiring models to rely solely on explicitly provided causal relationships

rather than prior knowledge. By testing both reasoning paradigms, these examples assess whether a model can accurately differentiate between intuitive and counterintuitive causal structures, ensuring that real-world biases do not interfere with its counterfactual reasoning abilities.

Question: Imagine a self-contained, hypothetical world with only the following conditions, and without any unmentioned factors or causal relationships: Having a brother has a direct effect on room. The candle has a direct effect on room. We know that having a brother and candle with wax causes dark room. We observed the candle has wax. Would the room is dark if not having a brother instead of having a brother?
Start your answer with "Yes" or "No", followed by additional reasoning or evidence to support your explanation.

Figure 7: Anti-commonsense Example

Question: Imagine a self-contained, hypothetical world with only the following conditions, and without any unmentioned factors or causal relationships: The man in the room has a direct effect on room. The candle has a direct effect on room. We know that blowing out the candle and candle with wax causes dark room. We observed the candle has wax. Would the room is dark if not blowing out the candle instead of blowing out the candle?
Start your answer with "Yes" or "No", followed by additional reasoning or evidence to support your explanation.

Figure 8: Commonsense Example

A.7 Answer of our methods

Here, we provide a comparative analysis between our CoIn method, CausalCoT and the standard approach. The results are shown in Figure 9, Figure 11 and Figure 12. In results, our CoIn method introduces a structured, step-by-step reasoning framework that systematically addresses complex counterfactual scenarios. As illustrated in Figure 12, the approach breaks down the reasoning process into distinct phases: counterfactual

Models	Solver					Ours				
	Basic	Cond.	Joint	Nested	Avg.	Basic	Cond.	Joint	Nested	Avg.
GPT-3 (Davinci-002)	50.4	50.0	50.4	50.0	50.2	51.2	48.4	48	51.6	49.8
GPT-3 (Babbage-002)	44.8	48.8	48.4	48.0	50.0	45.2	46.4	46	45.6	45.8
GPT-3.5 turbo	50.0	50.0	50.0	50.0	50.0	65.2	54.0	61.2	63.2	60.9
GPT-4o mini	35.2	54.4	50.4	50.0	47.5	82.8	79.2	80.0	80.4	80.6
GPT-4o	45.6	60.8	51.6	50.4	52.1	100.0	89.6	90.0	88.4	92.0
Claude-3 (Sonnet)	55.6	58.0	43.6	50.4	51.9	97.6	84.8	90.0	94.0	91.6
Claude-3.5 (Haiku)	49.2	49.2	48.8	49.6	49.2	88.0	76.8	81.2	83.2	82.3
Gemini-1.5-flash	54.8	58.8	50.8	50.8	53.8	98.4	89.6	90.0	94.0	93.0
Gemini-1.5-flash-8b	52.4	50.8	49.2	51.2	50.9	94.8	80.0	88.0	88.4	87.8
Deepseek-V3	51.2	48.0	48.4	50.4	49.5	99.6	90.0	90.4	94.0	93.5

Table 6: Performance of Solvers and Our CoIn Across Different Reasoning Categories

information collection, and systematic exploration of inference paths. This structured decomposition contrasts sharply with the standard approach shown in Figure 9, which provides minimal guidance for navigating the reasoning process. Through explicit variable mapping and systematic path exploration, CoIn enables models to systematically evaluate possible causal chains, leading to more reliable and traceable inference outcomes. The key reason why only CoIn arrived at the correct answer lies in its explicit structured reasoning process, which ensures a systematic and robust approach to counterfactual inference. Unlike CausalCoT and the standard method, CoIn employs a step-by-step algorithmic framework that systematically processes causal dependencies, preventing shortcut reasoning and heuristic errors.

Question: Imagine a self-contained, hypothetical world with only the following conditions, and without any unmentioned factors or causal relationships: Nuv has a direct effect on Splee, Blen and Druk, not Druk has a direct effect on Plog, Plog has a direct effect on Skrim, Skrim or Druk has a direct effect on Zimb, Zimb has a direct effect on Yurd, and Yurd has a direct effect on Wrox. We know that Nuv causes Splee, Blen and Druk, not Druk causes Plog, Plog causes Skrim, Skrim or Druk causes Zimb, Zimb causes Yurd, and Yurd causes Wrox. Would Wrox occur if not Nuv and not Splee?

Answer: No.

Figure 9: Standard Instruction Example

A.8 Benchmark Result Analysis: CausalCoT

We compared the responses generated by Babbage-002 under the CausalCoT framework with those from other LLMs. The results reveal that the majority of Babbage-002’s responses were nonsensical when following the CausalCoT instructions, resulting in a remarkably low accuracy of just 8.0%. A deeper analysis showed that 82.4% of the responses were classified as incomprehensible, which explains why the accuracy was notably lower than random guessing. The following chart provides an error analysis, categorizing the errors into three distinct types: **Blank Response:** This occurs when the model produces an empty response. **Repeating Error:** This occurs when the model’s inference is only repeating the questions and given informations. The example is shown in Figure 13. **Type Mismatch:** It represents that the answer is expected to be a binary value "yes" or "no". The response returns a list with multiple "yes" or "no". The example is shown in Figure 14.

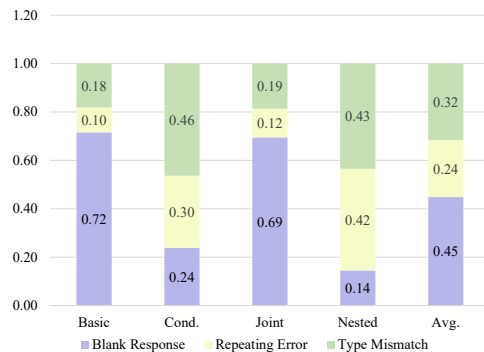


Figure 10: Error Analysis for Babbage-002 in CausalCoT

Question: Imagine a self-contained, hypothetical world with only the following conditions, and without any unmentioned factors or causal relationships: Nuv has a direct effect on Splee, Blen and Druk, not Druk has a direct effect on Plog, Plog has a direct effect on Skrim, Skrim or Druk has a direct effect on Zimb, Zimb has a direct effect on Yurd, and Yurd has a direct effect on Wrox. We know that Nuv causes Splee, Blen and Druk, not Druk causes Plog, Plog causes Skrim, Skrim or Druk causes Zimb, Zimb causes Yurd, and Yurd causes Wrox. Would Wrox occur if not Nuv and not Splee?

Answer: To address the problem, we will follow the steps outlined:

Step 1: Extract the causal graph

Based on the given conditions, the causal graph can be represented as follows:

- Nuv -> Splee - Nuv -> Blen - Nuv -> Druk - Druk -> Plog - Plog -> Skrim - Skrim -> Zimb - Druk -> Zimb - Zimb -> Yurd - Yurd -> Wrox

Step 2: Determine the query type

The question asks whether Wrox would occur if not Nuv and not Splee. This is a counterfactual query because it involves reasoning about what would happen under a hypothetical scenario that differs from the observed world.

The query type is: "counterfactual"

Step 3: Formalize the query

The formal expression for the counterfactual query is:

$$Wrox_{Nuv=0, Splee=0}$$

This notation represents the value of Wrox in the counterfactual world where Nuv and Splee do not occur.

Step 4: Gather all relevant data

From the problem statement, we have the following data:

- Nuv = 0 (not Nuv) - Splee = 0 (not Splee)

Step 5: Deduce the estimand using causal inference

To deduce the estimand, we need to consider the causal pathways from Nuv and Splee to Wrox:

1. Nuv directly affects Splee, Blen, and Druk. 2. Druk affects Plog, which affects Skrim, which affects Zimb, which affects Yurd, which affects Wrox. 3. Druk also directly affects Zimb. 4. Zimb affects Yurd, which affects Wrox.

Given that Nuv = 0, Splee = 0, we need to determine if Wrox can still occur:

- Since Nuv = 0, Splee = 0, Blen = 0, and Druk = 0. - Druk = 0 implies Plog = 0 and Zimb = 0 (since Druk affects both Plog and Zimb). - Plog = 0 implies Skrim = 0. - Skrim = 0 and Druk = 0 imply Zimb = 0. - Zimb = 0 implies Yurd = 0. - Yurd = 0 implies Wrox = 0.

Thus, the counterfactual scenario results in Wrox = 0.

Step 6: Calculate the estimand

Given the deductions above, the counterfactual value of Wrox when Nuv = 0 and Splee = 0 is:

$$Wrox_{Nuv=0, Splee=0} = 0$$

Therefore, Wrox would not occur if not Nuv and not Splee.

Figure 11: CausalCoT Instruction Example

Question: Imagine a self-contained, hypothetical world with only the following conditions, and without any unmentioned factors or causal relationships: Nuv has a direct effect on Splee, Blen and Druk, not Druk has a direct effect on Plog, Plog has a direct effect on Skrim, Skrim or Druk has a direct effect on Zimb, Zimb has a direct effect on Yurd, and Yurd has a direct effect on Wrox. We know that Nuv causes Splee, Blen and Druk, not Druk causes Plog, Plog causes Skrim, Skrim or Druk causes Zimb, Zimb causes Yurd, and Yurd causes Wrox. Would Wrox occur if not Nuv and not Splee?

Answer: Step 1) Extract the causal graph: Identify the causal graph that depicts the relationships in the scenario. Let $X = \text{Nuv}$; $V1 = \text{Splee}$; $V2 = \text{Blen}$; $V3 = \text{Druk}$; $V4 = \text{Plog}$; $V5 = \text{Skrim}$; $V6 = \text{Zimb}$; $V7 = \text{Yurd}$; $Y = \text{Wrox}$. The causal graph is:

$X \rightarrow V1$, $X \rightarrow V2$, $X \rightarrow V3$, $V3 \rightarrow V4$, $V4 \rightarrow V5$, $V5 \rightarrow V6$, $V3 \rightarrow V6$, $V6 \rightarrow V7$, $V7 \rightarrow Y$.

Step 2) Gather all relevant data: Collect the information: All given values: $X = 0$ (not Nuv), $V1 = 0$ (not Splee). Relations:

- $V1: X$
- $V2: X$
- $V3: X$
- $V4: \text{NOT } V3$
- $V5: V4$
- $V6: V5 \text{ OR } V3$
- $V7: V6$
- $Y: V7$

Step 3) Adopt the following algorithm to get the result: Infer the Y by information step by step.

1. $V1 = X = 0$
2. $V2 = X = 0$
3. $V3 = X = 0$
4. $V4 = \text{NOT } V3 = 1$
5. $V5 = V4 = 1$
6. $V6 = V5 \text{ OR } V3 = 1 \text{ OR } 0 = 1$
7. $V7 = V6 = 1$
8. $Y = V7 = 1$

Step 4) Conclude the final answer: Since the result for Y (Wrox) is 1, the overall answer to the question is yes. Wrox would occur if not Nuv and not Splee.

Figure 12: CoIn Instruction Example

