

Towards Explainable Multimodal Depression Recognition for Clinical Interviews

Wenjie Zheng, Qiming Xie, Zengzhi Wang, Jianfei Yu*, Rui Xia*

School of Computer Science and Engineering, Nanjing University of Science and
Technology, Nanjing, China.

*Corresponding author(s). E-mail(s): jfyu@njust.edu.cn; rxia@njust.edu.cn;
Contributing authors: wjzheng@njust.edu.cn; qmxie@njust.edu.cn;
zzwang@njust.edu.cn;

Abstract

Recently, multimodal depression recognition for clinical interviews (MDRC) has recently attracted considerable attention. Existing MDRC studies mainly focus on improving task performance and have achieved significant development. However, for clinical applications, model transparency is critical, and previous works ignore the interpretability of decision-making processes. To address this issue, we propose an Explainable Multimodal Depression Recognition for Clinical Interviews (EMDRC) task, which aims to provide evidence for depression recognition by summarizing symptoms and uncovering underlying causes. Given an interviewer-participant interaction scenario, the goal of EMDRC is to structured summarize participant’s symptoms based on the eight-item Patient Health Questionnaire depression scale (PHQ-8), and predict their depression severity. To tackle the EMDRC task, we construct a new dataset based on an existing MDRC dataset. Moreover, we utilize the PHQ-8 and propose a PHQ-aware multimodal multi-task learning framework, which captures the utterance-level symptom-related semantic information to help generate dialogue-level summary. Experiment results on our annotated dataset demonstrate the superiority of our proposed methods over baseline systems on the EMDRC task.

Keywords: Explainable Artificial Intelligence, Multimodal Depression Recognition, Clinical Interview Scenario

1 Introduction

Approximately 280 million people worldwide suffer from depression, with a significant number of cases going unrecognized or undiagnosed (World Health Organization, 2023)¹. In this context, multimodal depression recognition for clinical interviews (MDRC) task has become a hot research topic due to its real-world applicability [1–4]. Given an interviewer-participant interaction scenario that includes multimodal cues such as textual, visual, and acoustic information, MDRC aims to identify participant’s depression severity.

¹<https://www.who.int/news-room/fact-sheets/detail/depression>

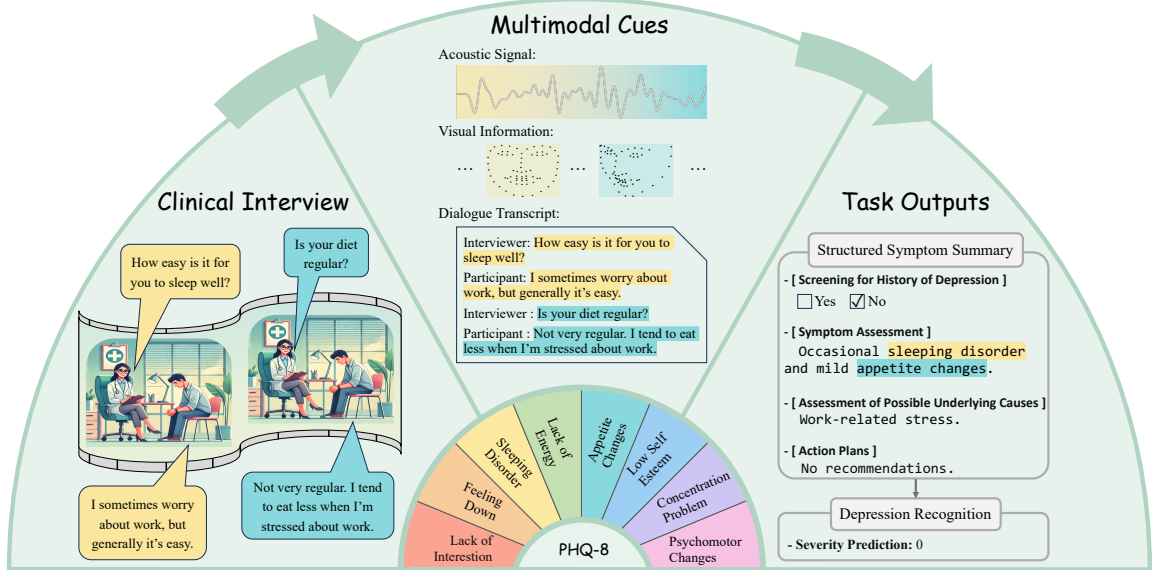


Fig. 1: The overview of our Explainable MDRC (EMDRC) task, which utilizes the PHQ-8 as a central pivot. Given a clinical interview scenario between an interviewer and a participant, EMDRC first generates a structured summary of the participant’s symptoms, derived from eight PHQ items, and then predicts the participant’s depression severity.

Most previous studies formulate the MDRC task as a classification problem, which focus on (1) highlighting unimodal importance, such as acoustic features or facial landmarks [5–7], and (2) designing unified frameworks for cross-domain or cross-task learning, such as integrating emotion recognition [8–10]. With the emergence of large language models (LLMs) [11, 12], several recent studies have incorporated LLMs into the MDRC task [13, 14].

In psychiatric hospitals or mental health clinics, doctors typically begin by asking patients to fill out a depression screening scale, e.g., the eight-item Patient Health Questionnaire depression scale (PHQ-8) [15]. Based on the scale results, doctors conduct clinical interviews to explore the patient’s experiences in detail and summarize their symptoms. During this process, doctors may adjust the PHQ-8 symptom ratings based on insights gained from the conversation. Finally, they integrate the summarized symptoms with observations of the patient’s multimodal cues, such as tone of voice and facial information, to make the final diagnosis of depression. Some studies [16–19] emphasize that the interpretability of artificial intelligence models is essential for developing safe and trustworthy systems in clinical prediction. **However**, existing MDRC studies mainly design various models to improve task performance while ignoring interpretability. They do not reveal the supporting evidence and fail to uncover the underlying causes for the recognized depressive severity.

To address the above issue, we propose a new task named explainable multimodal depression recognition for clinical interviews (EMDRC). As shown in Fig. 1, EMDRC first references the symptom items outlined in the PHQ-8 and, based on the dialogue transcript, conducts a structured symptom summary generation subtask. The structured summary includes ① screening for a history of depression, ② assessment of the scale-listed symptoms, ③ assessment of possible underlying causes, and ④ action plans. EMDRC then incorporates the obtained summary with multimodal cues, such as visual information (e.g., participant’s facial landmarks) and acoustic signal, to conduct depression recognition (i.e., severity prediction) subtask.

To tackle the EMDRC task, we first construct an EMDRC dataset named DAIC-Explain based on the existing MDRC dataset DAIC-WOZ [31, 32]. Table 1 presents the statistics of existing MDR datasets. Specifically, for each participant, we manually annotate a structured symptom summary

Table 1: Comparison of our proposed DAIC-Explain dataset with mainstream multimodal depression recognition datasets. “T”, “V”, and “A” denote textual, visual, and acoustic modalities, respectively. “Label.” indicates annotation target. “/” indicates that the dataset does not provide relevant information. “Sym. Sum.” refers to the symptom summary task, “Dep. Rec.” corresponds to the depression recognition task.

Dataset	Scenario	Modality	Label.	Subject	Sample	Language	Sym. Sum.	Dep. Rec.
multiTwitterDep [2019]	Social Media	T+V	User	6,562	691,547	English	✗	✓
multiRedditDep [2022]		T+V	User	3,763	120,976	English	✗	✓
RESTORE [2023]		T+V	Meme	/	9,837	English	✗	✓
D-Vlog [2022]	In the Wild	T+A+V	Video	816	961	English	✗	✓
PTSD-in-the-Wild [2024]		T+A+V	User	317	317	English	✗	✓
LMVD [2024]		T+A+V	User	1,475	1,823	English	✗	✓
AVEC 2013 [2013]	Task-Oriented	T+A+V	Video	34	340	English	✗	✓
AVEC 2014 [2014]		T+A+V	Video	34	150	English	✗	✓
MODMA [2022]		A+EEG	User	52	52	Mandarin	✗	✓
CMDC [2022]	Clinical Interviews	T+A+V	User	78	78	Mandarin	✗	✓
EATD-Corpus [2022]		T+A	User	162	162	Mandarin	✗	✓
DAIC-WOZ [2016]		T+A+V	User	189	189	English	✗	✓
DAIC-Explain (ours)		T+A+V	User	189	189	English	✓	✓

centered on the eight-item PHQ symptoms (Fig. 2). With the new dataset, we benchmark the EMDRC task by establishing multiple baseline systems based on powerful LLMs and advanced MDRC methods. Next, we introduce a training-based method and a training-free method to tackle this task. Specifically, for the training-based setting, we propose a PHQ-aware multimodal multi-task learning framework named PhqMML. In this framework, We first leverage advanced LLMs to annotate PHQ-8 item label for each utterance in the dialogue. Then, we introduce an auxiliary PHQ-8 item classification task to capture symptom-related semantic information for each utterance. Moreover, the PHQ-aware symptom summaries with acoustic and visual features via a Cross-Modal Transformer [33] for dialogue-level depression recognition. For the training-free setting, we design a PHQ-guided Chain of Thought (CoT) [34] prompting method named PhqCoT. This method first guides LLMs to evaluate each PHQ-8 item by assigning scores based on evidence extracted from the dialogue transcript. It then generates symptom summary and determines the severity of depression based on the total score across all items.

The main contributions in this work can be summarized as follows:

- We introduce a new task named explainable multimodal depression recognition for clinical interviews (EMDRC), which aims to first structured summarize symptoms and underlying causes, and further predict depression severity. Moreover, we construct an EMDRC dataset named DAIC-Explain for this task based on an existing MDRC dataset.
- We propose a PHQ-aware multimodal multi-task method named PhqMML for the training-based setting, and propose a PHQ-guided chain of thought prompting method named PhqCoT for the training-free setting. Among them, PhqMML leverages an auxiliary utterance-level PHQ-8 item classification task to help dialogue-level symptom summary generation, while PhqCoT guides LLMs to sequentially evaluate the eight PHQ items by extracting evidence from the dialogue transcript.
- Experimental results on our annotated dataset show the effectiveness of proposed methods on the EMDRC task. Moreover, our PhqMML outperforms previous state-of-the-art MDRC method by 13.78% absolute percentage points on F1 score, demonstrating that incorporating symptom summary not only enhances model performance but also improves interpretability.

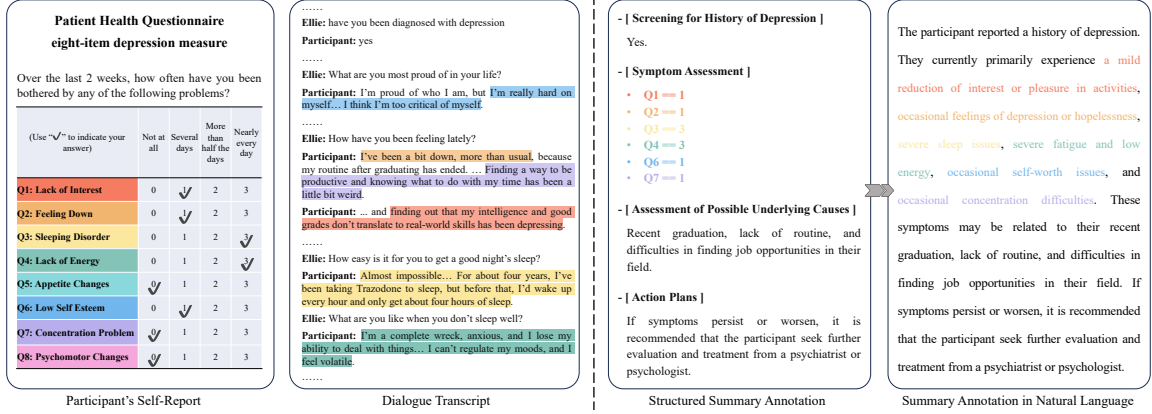


Fig. 2: A participant’s structured symptom summary annotation process. For each symptom in the participant’s self-reported PHQ-8 results, annotators are required to locate the corresponding segments in the conversation and assess the possible underlying causes. Moreover, any new symptoms reflected in the conversation will be added to the symptom summary annotation (e.g., *Concentration Problem* in the example above).

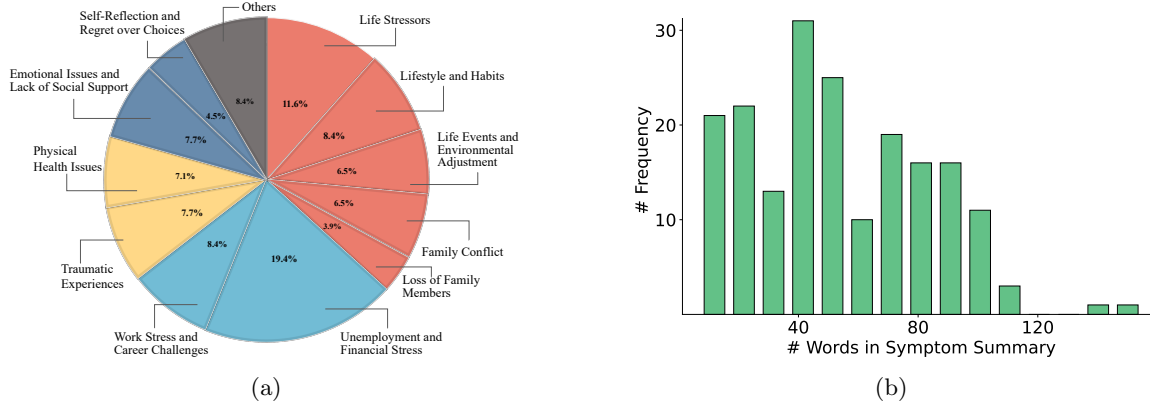


Fig. 3: Symptom summary annotation analysis. (a) Visualizing top 12 most frequent causes in the symptom summary, which are categorized into five domains [35, 36]: *Life Events and Environmental Adaptation*, *Economic and Career Stress*, *Health Issues*, *Personal Psychological and Emotional Regulation*, and *Others*. (b) Distribution of symptom summary lengths in number of words.

2 Results

2.1 DAIC-Explain Dataset

Data Source. Due to the absence of an existing corpus for the EMDRC task, we build a new dataset based on the existing dataset DAIC-WOZ, a widely used MDRC dataset designed for real-world applications, derived from clinical interviews with veterans and general public. The corpus includes Wizard-of-Oz interviews, conducted by an animated virtual interviewer called Ellie, controlled by a human interviewer in another room. It consists of 189 samples (107/35/47 for training/development/test), with durations ranging from 7 to 33 minutes (average 16 minutes). Depression severity is labeled on a scale ranging from 0 to 3. However, DAIC-WOZ lacks the annotation that summarize participant’s specific depressive symptoms and underlying causes during the interview. Such

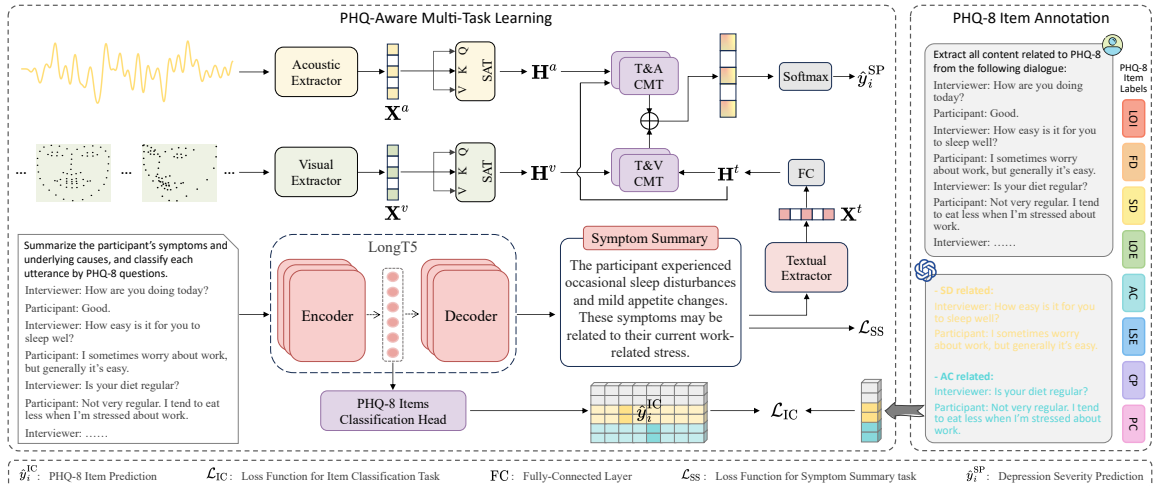


Fig. 4: The overview of our proposed PHQ-aware multimodal multi-task learning framework (PhqMML).

information is crucial for providing model interpretability and supporting the clinical development of depression recognition task. To this end, we annotate symptom summary and construct the DAIC-Explain dataset (see § 5.2).

Dataset Analysis. Fig. 3a visualizes the top 12 possible causes of depressive symptoms in the DAIC-Explain dataset. The top three causes—Unemployment and Financial Stress, Life Stressors, and Work Stress and Career Challenges—account for 39.4%, reflecting that the primary factors contributing to depression originate from finances, life, and work-related challenges faced by the participants. Fig. 3b illustrates the distribution of symptom summary lengths. Most summaries contain fewer than 80 words, which is primarily due to the high proportion of participants with no or mild depression in the dataset. This trend indicates a positive correlation between the length of the symptom summary and the severity of depression.

2.2 Training-Based and Training-Free Methods

PhqMML: a PHQ-aware multimodal multi-task learning framework for training-based setting. In this paper, we have developed PhqMML, an explainable multi-task learning method to address the EMDRC task discussed in the Introduction. As illustrated in Fig. 4, given an interviewer-participant dialogue, we annotate each utterance with a PHQ-8 item label using advanced LLMs (see § 5.3.1). Next, we introduce an auxiliary utterance-level PHQ-8 classification task to extract PHQ-related semantic information for each utterance, and then generate dialogue-level symptom summary (see § 5.3.2). Moreover, we employ two separate Self-Attention Transformer (SAT) layers to model intra-modal interactions within the acoustic and visual modalities, and then utilize a Cross-Modal Transformer (CMT) layer to integrate PHQ-aware textual representations with acoustic and visual representations for multimodal depression recognition (see § 5.3.2).

PhqCoT: a PHQ-guided prompting method for training-free setting. Recently, with the remarkable advances of LLMs in medical summary task [37], we aim to explore a prompting approach in a training-free setting that enhance LLMs’ ability in predicting depression severity while generating high-quality symptom summaries to improve explainability. Traditional Chain of Thought (CoT) prompting uses step-by-step reasoning to help LLMs solve a wide range of problems. However, in depression assessment, this strategy fails to capture the detailed and nuanced nature of symptoms.

To tackle this issue, we propose a PHQ-guided CoT (PhqCoT) strategy. Specifically, PhqCoT follows the structure of the PHQ-8 scale, and instructs LLMs to score each item individually while

Table 2: Comparison results of different training-based and training-free methods on our EMDRC task. “Precision”, “Recall”, “Macro” represent the macro-averaged precision, recall, and F1-score for binary classification, respectively. “–” indicates that source methods did not conduct the relevant experiments, while “▲” represents that the methods are implemented by us. The best results are marked in bold, while the second best results are underlined.

Methods		Symptom Summary					Severity Prediction			
		Rouge-1	Rouge-2	Rouge-L	BLEU	BERTScore	Precision	Recall	Macro	
Training-Based Setting										
MulT (ACL’ 2019) [33]		–	–	–	–	–	73.00	74.00	74.00	
MISA (ACM MM’ 2020) [38]		–	–	–	–	–	74.00	77.00	74.00	
D-vlog (AAAI’ 2020) [23]		–	–	–	–	–	73.00	72.00	73.00	
EmoGRU (ICASSP’ 2022) [30]		–	–	–	–	–	75.00	78.00	75.00	
HiQuE (CIKM’ 2024) [39]		–	–	–	–	–	78.00	80.00	79.00	
Gemma2-2B-Instruct▲		30.07	10.80	20.85	5.08	66.59	51.63	51.84	46.42	
Llama3.1-8B-Instruct▲		36.74	19.54	28.33	13.73	71.75	61.55	58.55	44.05	
LongT5-Base▲		73.63	49.53	69.04	19.37	76.84	83.33	89.39	84.07	
PhqMML		76.59	55.83	72.93	21.44	78.32	91.18	95.45	92.78	
Training-Free Setting										
Zero Shot	GPT-4o	Standard	44.94	25.41	34.69	17.81	74.79	70.58	73.70	65.57
		CoT	45.32	25.60	35.86	18.24	75.32	72.62	<u>76.73</u>	69.54
		PhqCoT	45.98	25.99	36.55	19.10	75.63	73.27	77.71	<u>72.99</u>
	Claude-3.5	Standard	38.08	18.25	27.11	13.22	71.75	68.73	70.67	61.55
		CoT	39.14	19.52	28.55	14.36	72.31	68.73	70.67	61.55
		PhqCoT	40.17	20.02	29.90	14.45	72.68	71.88	72.73	61.68
	Gemini-1.5	Standard	43.89	24.87	35.46	15.73	74.14	56.13	56.93	50.71
		CoT	44.98	25.56	35.74	16.75	74.48	57.33	58.44	52.66
		PhqCoT	45.09	26.30	36.86	17.29	74.96	59.71	61.47	56.48
Few Shot	Two-shot	GPT-4o	49.12	28.62	38.56	22.19	<u>77.63</u>	71.92	76.19	71.03
		Claude-3.5	44.90	25.40	35.05	19.30	75.73	70.06	71.54	70.63
		Gemini-1.5	49.77	<u>31.14</u>	<u>41.01</u>	<u>22.89</u>	77.11	69.48	69.48	69.48
	Four-shot	GPT-4o	<u>49.70</u>	28.39	38.48	22.75	77.74	71.57	75.22	67.56
		Claude-3.5	45.84	27.34	36.06	20.63	76.08	<u>72.75</u>	75.11	73.53
		Gemini-1.5	49.59	31.32	41.43	23.03	76.98	69.48	69.48	69.48

extracting evidence from the dialogue content to justify the scores. Subsequently, the LLM is required to generate a summary and convert the total PHQ-8 score into a severity based on predefined rules. More details are provided in Supplementary Information.

2.3 Experiments on the Test Set

Table 2 shows the results of different training-based and prompting methods on the EMDRC task. Overall, our proposed **PhqMML** outperforms all the compared systems with a significant margin, indicating the effectiveness of our proposed approach. Moreover, we observe a positive correlation between symptom summary performance and severity prediction results, confirming that symptom summary can indeed help depression severity prediction and improve model interpretability.

Training-based experiments. First, our **PhqMML** significantly outperforms existing state-of-the-art (SOTA) MDRC method, **HiQuE** [39], while also providing model interpretability. Next, We find that **Gemma2-2B-Instruct**² and **Llama3.1-8B-Instruct**³ perform worse

²<https://blog.google/technology/developers/google-gemma-2/>

³<https://ai.meta.com/blog/meta-llama-3-1/>

than **LongT5-Base** [40]. This is mainly due to the limited size of the proposed DAIC-Explain dataset, which is insufficient to support fine-tuning requirements of LLMs. Finally, **PhqMML**, equipped with the PHQ-8 question-aware multi-task learning module and multimodal fusion module, achieves significant improvements in both symptom summary and severity prediction compared to **LongT5-Base**.

Training-free experiments. In the zero-shot setting, the proposed **PhqCoT** prompting method achieves the best results across all metrics for all LLMs. It highlights the effectiveness of using PHQ-8 items to guide LLMs in step-by-step reasoning. In the few-shot setting, providing LLMs with a few examples consistently improves performance over the zero-shot setting. Notably, this improvement is particularly evident in the symptom summary task, where the average scores increase by 4%-5% absolute percentage points.

2.4 Ablation Studies

We conduct ablation studies to evaluate the impact of different modalities and auxiliary PHQ-8 item classification (IC) module on **PhqMML**'s overall performance, and the results are presented in the Fig. 5. First, removing any single modality or a combination of two modalities leads to a noticeable drop in performance. It demonstrates that each modality plays a critical role for the EMDRC task. Specifically, “-w/o Audio, Vision” setting shows the worst performance, highlighting the importance of providing multimodal cues in depression detection task. The acoustic modality (“-w/o Vision”) plays a slightly more important role than the visual modality (“-w/o Audio”), which aligns with the observations in a previous study [39]. Then, removing the auxiliary IC module also degrades performance of **PhqMML**. This highlights that capturing eight-item PHQ-related semantic information in each utterance indeed provides important clues for dialogue-level symptom summary and severity prediction.

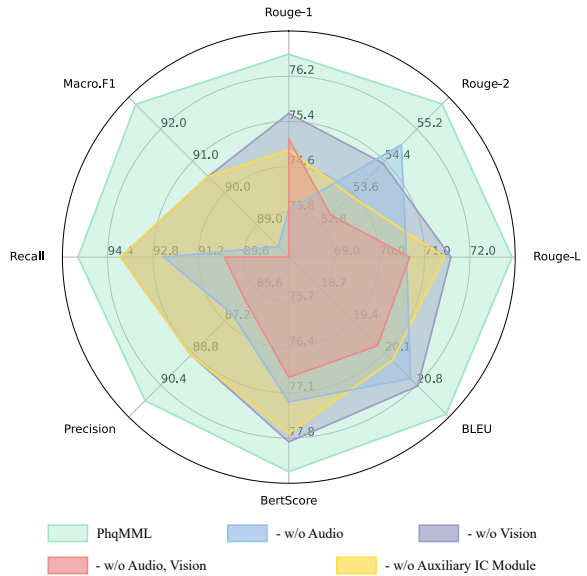


Fig. 5: Ablation studies of PhqMML on different modalities and auxiliary IC module.

2.5 Analysis of Annotation of PHQ-8 Item Labels

As shown in the Table 6, annotating PHQ-8 item labels for each utterance in the dialogue through a voting mechanism among multiple LLMs significantly improves performance. In contrast, directly predicting the PHQ-8 item category using the LongT5 module of the proposed **PhqMML** results in a noticeable performance drop. This demonstrates that PHQ-8 labels annotated via LLMs provide high-quality, symptom-related semantic information at the utterance level, thereby providing support for downstream PHQ-8 item classification task.

2.6 Experiments on the Development Set

Since our DAIC-Explain dataset is constructed based on the DAIC-WOZ dataset, some previous MDRC studies [41, 42] have evaluated their methods on the development set of DAIC-WOZ, we present the comparison results of our PhqMML against theirs on the corresponding set of DAIC-Explain, as illustrated in Table 3. Following previous studies, we use depressed, control (i.e.,

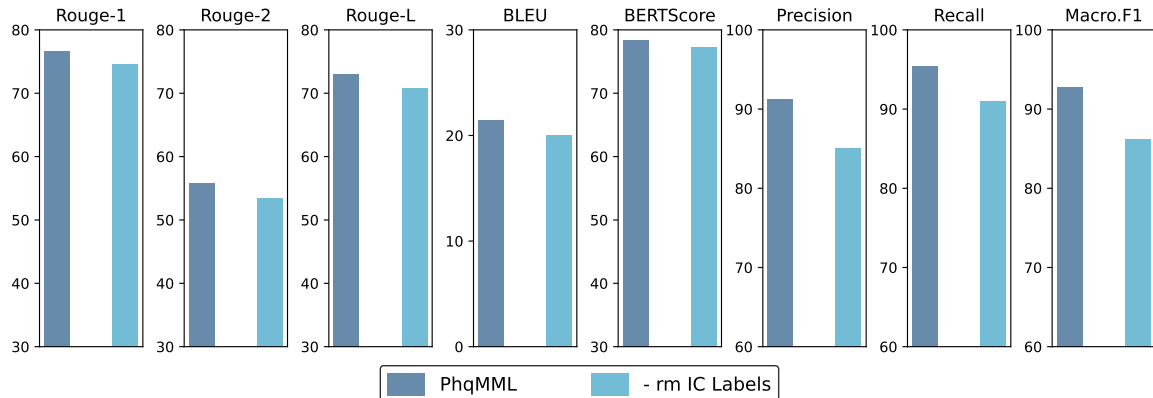


Fig. 6: Results of different methods for the auxiliary IC task. “PhqMML” employs LLM annotated IC labels, while “- rm IC labels” refers to not employing LLM annotated IC labels.

Table 3: Comparison results of different models on the development set. “Dep”, “Con”, and “Macro” represent the F1-scores for the Depressed class, the Control class, and the overall Macro average, respectively. “-” indicates that source methods did not conduct the relevant experiments.

Methods	Symptom Summary					Severity Prediction		
	Rouge-1	Rouge-2	Rouge-L	BLEU	BERTScore	Dep	Con	Macro
HCAG (ICASSP’ 2021) [41]	-	-	-	-	-	76.92	86.36	81.64
ω -GCN (INTERSPEECH’ 2023) [43]	-	-	-	-	-	78.26	89.36	83.81
Wav2VecDep (Sci. Rep.’ 2024) [44]	-	-	-	-	-	-	-	79.00
AudLadLLM (EMNLP’ 2024) [45]	-	-	-	-	-	-	-	83.30
SEGA (NAACL’ 2024) [42]	-	-	-	-	-	84.62	90.91	87.76
PhqMML	78.51	57.71	74.94	18.51	78.24	92.31	95.45	93.88

non-depressed), and macro F1-scores as evaluation metrics. First, **HCAG** [41] and **ω -GCN** [43] leverage graph neural networks to capture contextual information or long-distance semantic relationships, and **Wav2VecDep** [44] fine-tunes wav2vec2.0 to enhance depression detection in low-resource environments. However, these methods only capture partial elements of the data, and unable to incorporate more depression-related cues. To this end, **AudLadLLM** [45] integrates acoustic landmarks information into LLMs, and **SEGA** [42] introduces a structural element graph to model PHQ questions, text, speech, and visual elements. Despite these advancements, previous methods share a limitation. They treat depression recognition solely as a classification task, focusing on performance while lacking interpretability. This makes them less suitable for real-world clinical interview scenarios. In contrast, **PhqMML** generates symptom summary as part of depression recognition, which not only improves model interpretability but also enhances prediction performance.

2.7 Reader Study

For the symptom summary task, after completing evaluations using automatic metrics, we conduct a reader study. Following Van Veen et al. [37], we perform a human evaluation of our proposed **PhqMML** and **PhqCoT**⁴ methods across three dimensions:

- **Completeness:** Measures whether the summary more completely captures important information.
- **Correctness:** Measures whether the summary includes less false information.
- **Conciseness:** Measures whether the summary contains less non-important information.

⁴In this section, we select the best-performing GPT-4o version for evaluation.

Specifically, we invite three psychiatrists to compare the results of symptom summary of our methods with GPT-4o across these dimensions. The evaluation employ a scoring system ranging from -2 to 2, where higher scores indicate a greater relative advantage of our model in the respective dimension. The evaluation results from the three experts are represented by the mean values and their standard errors (SE). As shown in Fig. 7, we observed that the **PhqMML** achieved the best performance in the summary generation. Specifically, **PhqMML** significantly outperformed **GPT-4o** in terms of completeness, correctness, and conciseness, demonstrating the effectiveness of the model design and training strategy. However, the proposed **PhqCoT** only marginally outperformed **GPT-4o**. This could be attributed to the fact that the chain-of-thought guidance provided by **PhqCoT** may not be necessary for simpler dialogue samples, potentially introducing excessive reasoning and generating redundant content.

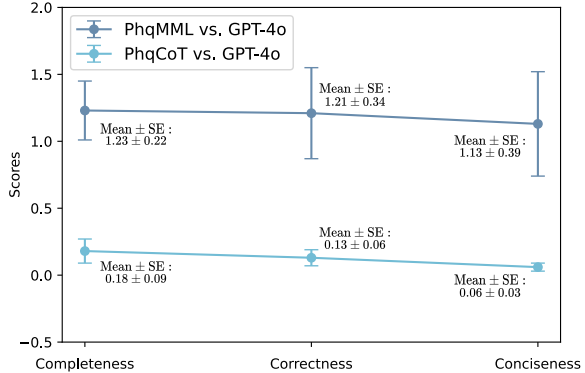


Fig. 7: Reader study of our PhqMML and PhqCoT.

3 Discussion

In this study, we introduce a new task named Explainable Multimodal Depression Recognition for Clinical Interviews (EMDRC). The task aims to generate a structured summary of the participant’s symptoms and underlying causes based on PHQ-8 items, and predict their depression severity. To this end, we construct the DAIC-Explain dataset for the EMDRC task, which is derived from the DAIC-WOZ dataset and extends it with the annotation of symptom summary. Moreover, we propose a PHQ-aware multimodal multitask learning framework (PhqMML) for training-based setting and a PHQ-based CoT prompting method (PhqCoT) for training-free setting. Compared to previous methods, our approach demonstrates significant improvements in both depression severity prediction and interpretability.

The core finding of this study is that the structured symptom summary built from the PHQ-8 items significantly improves the interpretability of the model’s decision-making process in depression recognition. By introducing a “symptom summary” intermediate task before the final depression severity prediction, the model can explicitly represent key depressive symptoms (such as appetite changes, sleep disturbances, etc.), allowing for a more accurate assessment of depression severity. This approach aligns with the “symptom-level modeling” perspective emphasized in previous studies [46, 47] and further confirms that leveraging domain-specific knowledge (such as the PHQ-8 depression screening scale) can effectively improve model interpretability [48]. Moreover, since the structured summary provides clear, symptom-based explanations, clinicians can quickly understand how the AI model predicts depression severity based on specific symptoms. This not only increases clinicians’ trust in the model’s results but also provides a valuable tool to support personalized treatment planning.

To further emphasize the importance of explainable AI in mental health, we created an explainable dataset and proposed several explainable methods. Specifically, we developed a new MDRC dataset named DAIC-Explain, based on the widely used DAIC-WOZ dataset, and annotated structured symptom summaries aligned with PHQ-8 items to intuitively present the symptom factors and corresponding evidence influencing depression severity. Building on this, the trainable PhqMML framework identifies PHQ-8 symptom items for each utterance in doctor-patient dialogues to capture fine-grained semantic information, fine-tuning the model to generate dialogue-level symptom summaries and enhancing interpretability in depression severity prediction. In the evaluation,

PhqMMT significantly outperformed baseline methods in both symptom summarization and depression severity prediction tasks during training-based experiments, highlighting the auxiliary value of incorporating structured symptom summaries based on PHQ-8 and demonstrating the effectiveness of multitask learning. Additionally, PhqCoT, an explainable prompting method requiring no training, leverages PHQ-8 symptom items during LLM inference to decompose and score dialogue content, producing detailed intermediate reasoning that facilitates understanding of the model’s decision-making. In zero-shot scenarios, PhqCoT further improved model performance by enabling interpretable inference without requiring large-scale training. Lastly, a reader study on summary generation visually demonstrated the feasibility and usability of the proposed models.

In clinical applications, interpretability is increasingly becoming a key factor, as trust, reliability, and transparency are particularly important. By using widely adopted assessment tools (such as the PHQ-8), this study can provide “interpretable” justifications similar to those found in actual clinical practice. In a typical clinical interview, doctors explore the patient’s medical history, examine symptom patterns, and adjust their judgment of depression severity based on multimodal cues. Our study simulates these steps by outputting a structured explanation process, facilitating direct understanding and assessment by clinicians. This approach aligns with recent guidelines [16, 17, 49], emphasizing that AI models should present intermediate reasoning clearly when making predictions, thereby fostering trust among stakeholders and laying the foundation for safer clinical deployment.

Although we have made some contributions to how explainable AI is applied in the MDRC domain, there are still several limitations in this study: (1) The DAIC-Explain dataset has a limited sample size. In the era of LLMs [50], having 200 samples poses greater challenges for training or fine-tuning LLM models effectively. However, in the field of mental health, constructing large-scale datasets faces significant challenges due to strict ethical, legal, and privacy protection requirements. In the future, we aim to strike a balance and construct a larger, publicly accessible dataset. (2) The DAIC-Explain dataset lacks sufficient diversity. Our data primarily targets clinical interview scenarios of veterans within Western cultural contexts. Also, not all clinical interviews strictly follow a question-and-answer format, and patient behaviors are more complex and varied. To validate the robustness of our methods, it is necessary to construct more diverse datasets across different ages, cultures, and clinical environments. (3) The manual annotation process of symptom summary is time-consuming and susceptible to annotator bias. Although we strive for consistency based on PHQ-8 in our annotation guidelines and employ multiple researchers specializing in mental health for cross-annotation, some subjective differences may still exist. In the future, we could attempt to automate or semi-automate symptom annotation using more advanced LLMs under the supervision of psychiatric experts to reduce manual costs and improve consistency. (4) Our proposed methods represent a preliminary exploration for the EMDRC task. We hope this study inspires further research and encourages the application of advanced techniques to the task, fostering progress in explainable multimodal depression recognition within the clinical community.

In the future, we think several directions are worthy of further exploration: (1) Broadening to more mental disorders and multilingual, multicultural contexts. The explainable AI models can be applied not only to depression but also extended to other mental disorders, such as generalized anxiety disorder and post-traumatic stress disorder. Moreover, adapting explainable AI to diverse languages and cultural settings could substantially improve the model’s clinical utility [51]. (2) Active learning and human-computer interaction. Incorporating active learning strategies into clinical workflows could enable healthcare professionals to interact with AI models, adjusting outputs in real time (e.g., verifying symptom scores or providing additional explanations). To this end, it can reduce the model’s reliance on large amounts of labeled data, lower both time and financial costs, and improve the performance of AI models. (3) Trustworthy and specialized AI models in the field of mental health. If high-quality, large-scale clinical interview dialogues can be collected, and then combined with instruction tuning techniques, the trained models would be capable of generating more coherent and trustworthy symptom summary, thereby assisting clinicians in making more accurate and reliable decisions during mental health diagnosis and intervention.

4 Conclusion

In summary, this study emphasizes the importance of interpretability in multimodal depression recognition within clinical interview settings. By introducing the EMDRC task and the DAIC-Explain dataset, along with innovative methods such as PhqMML and PhqCoT, we demonstrate the feasibility of achieving high-performance depression recognition while maintaining essential interpretability. We look forward to the widespread application of more interpretable multimodal systems in clinical scenarios, ultimately helping clinicians and improving patients’ healthcare experiences.

5 Methods

5.1 Task Formulation

Given an EMDRC corpus $\mathcal{C} \in \mathbb{R}^N$, a multimodal input u_i^m of each sample i contains an interviewer-participant dialogue text u_i^t , the audio of the clinical interview u_i^a , and the visual information of the participant u_i^v , i.e., text, audio, and vision, where $m \in \{t, a, v\}$. The goal of our EMDRC task is to structured summarize participant’s symptoms outlined in the scale \hat{y}_i^{SS} and further predict their depression severity $\hat{y}_i^{\text{SP}} \in \{0, 1, 2, 3\}$, which represents the four levels of depression (ranging from no depressive symptoms to severe depression).

5.2 Symptom Summary Annotation for DAIC-Explain Dataset

We employ three graduate students specializing in mental health who have received training from a psychiatrist. To establish an explainable task, they are required to structured annotate symptom summary based on the interviewer-participant dialogue transcripts of DAIC-WOZ dataset.

Annotation guidelines. We utilize participants’ self-reported PHQ-8 scores provided by DAIC-WOZ as the standard for identifying symptoms: (1) For participant’s each symptom indicated by PHQ-8, we aim to identify corresponding explanations from the conversation possibly. (2) We supplement symptoms based on conversation. E.g., if a participant experiences *occasional concentration difficulties* during the conversation that is not reflected in their self-report, the symptom will be added to the symptom summary. Figure 2 illustrates the detailed annotation process, where the eight items of PHQ-8 scale in the figure are simplified versions, with the full versions provided in the Supplementary Information.

Annotation agreement. For some symptoms such as *mild fatigue*, the underlying causes may vary among annotators due to subjective differences. Therefore, three annotators independently annotate symptom summary for the test set. Fleiss Kappa [52] is adopted to measure the annotation agreement. Note that two annotations are considered consistent if their Intersection over Union (IoU) score exceeds 0.5 [53]. To ensure the quality of our dataset, two annotators re-annotate samples that fail to meet the standard until they achieve the required level of consistency. Finally, the Fleiss’s κ value between three annotators is 0.84, indicating a substantial annotation agreement. In our work, we treat all three annotations as the ground truth. After completing the annotation of the test set, we assign the best-performing annotator to annotate the training and development sets. To this end, we create a new dataset named DAIC-Explain.

We present the annotation format and several examples of symptom summary from DAIC-Explain in the Supplementary Information.

5.3 PhqMML Framework for Training-Based Setting

5.3.1 PHQ-8 item label acquisition

As illustrated in the right part of Fig. 4, given a conversation between an interviewer and a participant, we leverage advanced LLMs (e.g., GPT-4o) to extract paragraphs from the dialogue that are relevant to the PHQ-8 item labels, including Lack of Interest (*LOI*), Sleeping Disorder (*SD*),

Feeling Down (*FD*), Lack of Energy (*LOE*), Low Self Esteem (*LSE*), Appetite Changes (*AC*), Concentration Problem (*CP*), and Psychomotor Changes (*PC*). This process enables the assignment of PHQ-8 labels to each utterance. These labels play a role in guiding the model to identify key information in the dialogue that corresponds to specific symptom domains (e.g., sleep problems), thereby allowing the model to focus on relevant content when generating symptom summary.

5.3.2 A PHQ-aware multi-task learning method

After obtaining the PHQ-8 label for each utterance of given dialogue, we further propose a PHQ-aware multimodal multi-task learning model, as shown in the left part of Fig. 4. Next, we introduce the details of the proposed model.

PHQ-aware symptom summary. Our goal is to summarize a clinically relevant and focused symptoms based on PHQ-8 labels obtained in the previous stage (§ 5.3.1). We employ LongT5 [40], an encoder-decoder model designed for long-context generation task. Specifically, given an interviewer-participant dialogue $D_i = \{d_1, d_2, \dots, d_n\}$, along with the corresponding PHQ-8 labels for each utterance $Q = \{q_1, q_2, \dots, q_n\}$, the encoder first processes both dialogue content and label information to generate contextual embeddings:

$$\mathbf{D}_i = \text{Encoder}(D_i, Q). \quad (1)$$

To capture the semantic information of various symptoms embedded within the dialogue and to provide the decoder with more targeted input for generating clinically relevant symptom summary, we add a classification head to the encoder output \mathbf{D}_i to predict the PHQ-8 item label. The classification loss is defined as follows:

$$\hat{y}_i^{\text{IC}} = \text{Softmax}(\mathbf{W}^T \mathbf{D}_i + \mathbf{b}), \quad (2)$$

$$\mathcal{L}_{\text{IC}} = - \sum_{i=1}^n y_i^{\text{IC}} \log(\hat{y}_i^{\text{IC}}), \quad (3)$$

where \hat{y}_i^{IC} denotes the predicted PHQ-8 item label.

Subsequently, the decoder leverages the contextual embeddings \mathbf{D}_i from the encoder to generate a symptom summary \mathbf{S}_i that captures the participant’s primary depression symptoms and potential underlying causes:

$$\mathbf{S}_i = \text{Decoder}(\mathbf{D}_i), \quad (4)$$

and we minimize the negative log-likelihood \mathcal{L}_{SS} to optimize the parameters of the generative model as follows:

$$\mathcal{L}_{\text{SS}} = - \frac{1}{N} \sum_{i=1}^N \sum_{j=1}^{m_i} \log P(\hat{s}_{i,j} = s_{i,j} | s_{i,<j}, D_i), \quad (5)$$

where m_i is the length of the generated summary for the i -th sample, $s_{i,j}$ and $\hat{s}_{i,j}$ represent the j -th word in the target summary and the model-generated summary for the i -th sample, respectively.

Unimodal feature extraction. After obtaining the PHQ-aware symptom summary, we extract unimodal features to obtain $\{\mathbf{X}^t, \mathbf{X}^a, \mathbf{X}^v\}$:

- Textual: Given an input symptom summary S_i , we feed it into a RoBERTa [54] model for fine-tuning. We then take out the last hidden state as the textual representation $\mathbf{X}^t \in \mathbb{R}^{l_t \times d_t}$, where l_t indicates the length of summary.
- Acoustic: We utilize a word-level acoustic feature extractor, Wav2Vec2, which has been fine-tuned on the training and validation sets of Common Voice 6.1, and then we obtain the acoustic representation $\mathbf{X}^a \in \mathbb{R}^{l_a \times d_a}$, where l_a represents the length of audio.
- Visual: Given an input facial sequence $\mathcal{F} = (f_1, f_2, \dots, f_n)$, which may take the form of 3D facial landmark due to user privacy, we employ a point cloud model [55] to extract landmark features as the visual representation $\mathbf{X}^v \in \mathbb{R}^{l_v \times d_v}$, where l_v denotes the length of the facial sequence.

Multimodal fusion. First, we feed \mathbf{X}^a and \mathbf{X}^v to two separate self-attention Transformer (SAT) [56] encoders to perform intra-modal interactions, resulting in \mathbf{H}^a and \mathbf{H}^v :

$$\mathbf{H}^m = \text{SA-Transformer}(\mathbf{X}^m) \mid m \in \{a, v\} \quad (6)$$

To enable interactions between different modalities, we utilize a Cross-Modal Transformer (CMT) layer. Firstly, we feed \mathbf{X}^t to a fully-connected (FC) layer to obtain \mathbf{H}^t , which is then independently fused with \mathbf{H}^a and \mathbf{H}^v via the CMT:

$$\begin{aligned} \mathbf{H}^{t,a} &= \text{CM-Transformer}(\mathbf{H}^t, \mathbf{H}^a), \\ \mathbf{H}^{t,v} &= \text{CM-Transformer}(\mathbf{H}^t, \mathbf{H}^v). \end{aligned} \quad (7)$$

Finally, we concatenate $\mathbf{H}^{t,a}$ and $\mathbf{H}^{t,v}$, and the fused multimodal representation is fed into a Multi-Layer Perceptron (MLP) followed by a Softmax function to obtain the predicted class probabilities \hat{y}_i^{SP} :

$$\hat{y}_i^{\text{SP}} = \text{Softmax}(\text{MLP}(\text{Concat}(\mathbf{H}^{t,a}, \mathbf{H}^{t,v}))). \quad (8)$$

The standard cross-entropy loss is used to optimize the parameters for the severity prediction task:

$$\mathcal{L}_{\text{SP}} = -\frac{1}{N} \sum_{i=1}^N \sum_{k=1}^C y_{i,k}^{\text{SP}} \log(\hat{y}_{i,k}^{\text{SP}}), \quad (9)$$

where C is the number of severity levels.

In the training stage, we combine \mathcal{L}_{IC} , \mathcal{L}_{SS} , and \mathcal{L}_{SP} as the overall loss for our PhqMML model:

$$\mathcal{L} = \alpha \cdot \mathcal{L}_{\text{IC}} + \beta \cdot \mathcal{L}_{\text{SS}} + \gamma \cdot \mathcal{L}_{\text{SP}}, \quad (10)$$

where α , β , and γ are trade-off parameters.

5.4 Baseline Systems

For training-based experiments, we selected several advanced MDRC methods, including **Mult**, **MISA**, **D-vlog**, **EmoGRU**, and **HiQuE**. Notably, **HiQuE** achieved the current state-of-the-art (SOTA) performance. Moreover, we implemented the **LongT5-Base** model, which is specialized for long-text generation task. Also, we implemented two LLMs, **Gemma2-2B-Instruct** and **Llama3.1-8B-Instruct**, and fine-tuned them using the parameter-efficient LoRA [57] approach.

For training-free experiments, we conducted both zero-shot and few-shot evaluations. In the zero-shot setting, we designed a standard prompt for summarizing a participant’s PHQ-8 symptoms and their underlying causes based on interviewer-participant conversations. The prompt also asked the LLMs to predict the participant’s depression severity. Also, we appended **CoT** and **PhqCoT** to the standard prompt, forming two new prompts. We evaluated these three prompts using three powerful LLMs: OpenAI’s GPT-4o⁵, Anthropic’s Claude-3.5-sonnet⁶, and Google’s Gemini-1.5-pro⁷. In the few-shot setting, we provide a two-shot standard prompt containing one example with a depressed label and one with a normal label, as well as a four-shot standard prompt with examples covering depression severity from 0 to 3.

Moreover, for the depression severity labels, our DAIC-Explain dataset follows DAIC-WOZ dataset. Since some previous works evaluated severity prediction on the development set of DAIC-WOZ, we conducted experiments on the development set of DAIC-Explain for comparison. Moreover, we selected five methods, including **HCAG**, ω -GCN, **Wav2VecDep**, **AudLadLLM**, and **SEGA**, as baselines.

⁵<https://platform.openai.com/docs/models/gpt-4o>

⁶<https://www.anthropic.com/news/claude-3-5-sonnet>

⁷<https://deepmind.google/technologies/gemini/pro/>

5.5 Computing Software and Hardware

We use PyTorch framework (version 2.3.0, CUDA 12.1) for all experiments and analyses in the study, which can be replicated using experimental settings as outlined below. First, we annotate PHQ-8 item labels using three LLMs: GPT-4o, Claude-3.5-sonnet, and Gemini-1.5-pro, and the final result is determined through majority voting. For the LongT5 model, we choose the base version. The max length of input text is set to 6000 tokens. For vision and audio inputs, the max length is calculated as the mean plus three standard deviations. The batch size is set to 1, and the learning rate is set to $1e-4$. The number of layers for the SA-Transformer in the acoustic and visual modalities is set to 1 and 3, respectively. For the CM-Transformer, the number of layers for textual-acoustic and textual-visual interactions is set to 2 and 2, respectively. We optimize parameters with the AdamW optimizer and train our model on a single NVIDIA A6000 GPU, each epoch took roughly 3 minutes to run over the dataset.

5.6 Evaluation Metrics

In our EMDRC benchmark, for the symptom summary task, we adopt commonly used metrics in previous works on the summarization task [37, 58], including Rouge-1, Rouge-2, Rouge-L, BLEU, and BERTScore. For the severity prediction task, we assess the model on binary classification (depression vs. no depression) using precision, recall, and macro-F1 score. During evaluation, since the test set includes three annotations, we select the best result among them as the final outcome. Moreover, to ensure consistency with previous studies [41, 42] on the experiments of development set, we report the F1 scores for the depressed class and the control class instead of precision and recall.

6 Ethical Statement

We signed the end-user license agreement ⁸ to access the DAIC-WOZ dataset and built our own dataset based on it. We employed three graduate students specializing in mental health and trained by a psychiatrist as annotators. To ensure that the annotators were fairly compensated, we paid them \$6 per hour, which is higher than the current average wage in Jiangsu Province, China. Annotations focused solely on symptom summary based on dialogue transcript. No user privacy was involved, and no personal information was shared. We ensured that no sensitive content that could harm any individual or community was released. Due to the inherent subjectivity of manual annotation, our dataset may contain some biased opinions.

7 Data Availability

The original dataset utilized in this study can be accessed upon request via <https://dcapswoz.ict.usc.edu/daic-woz-database-download/>. For our DAIC-Explain dataset, the symptom summary annotation will be made publicly available on our GitHub repository at <https://github.com/NUSTM/EMDRC>.

8 Code Availability

All code used in this manuscript will be made publicly accessible via our GitHub repository at <https://github.com/NUSTM/EMDRC>, ensuring transparency and reproducibility of our methods.

⁸<https://dcapswoz.ict.usc.edu/daic-woz-database-download/>

References

- [1] Acosta, J.N., Falcone, G.J., Rajpurkar, P., Topol, E.J.: Multimodal biomedical ai. *Nature Medicine* (2022) <https://doi.org/10.1038/s41591-022-01981-2>
- [2] Hansen, L., Rocca, R., Simonsen, A., Olsen, L., Parola, A., Bliksted, V., Ladegaard, N., Bang, D., Tylén, K., Weed, E., *et al.*: Speech-and text-based classification of neuropsychiatric conditions in a multidagnostic setting. *Nature Mental Health* (2023) <https://doi.org/10.1038/s44220-023-00152-7>
- [3] Gao, M., Wong, N.M., Lin, C., Huang, C.-M., Liu, H.-L., Toh, C.-H., Wu, C., Tsai, Y.-F., Lee, S.-H., Lee, T.M.: Multimodal brain connectome-based prediction of suicide risk in people with late-life depression. *Nature Mental Health* (2023) <https://doi.org/10.1038/s44220-022-00007-7>
- [4] Liu, J.J., Borsari, B., Li, Y., Liu, S.X., Gao, Y., Xin, X., Lou, S., Jensen, M., Garrido-Martín, D., Verplaetse, T.L., *et al.*: Digital phenotyping from wearables using ai characterizes psychiatric disorders and identifies genetic associations. *Cell* (2024) <https://doi.org/10.1016/j.cell.2024.11.012>
- [5] Toto, E., Tlachac, M., Rundensteiner, E.A.: Audibert: A deep transfer learning multimodal classification framework for depression screening. In: *Proc. of ACM International Conference on Information and Knowledge Management* (2021). <https://doi.org/10.1145/3459637.3481895>
- [6] Pan, Y., Shang, Y., Shao, Z., Liu, T., Guo, G., Ding, H.: Integrating deep facial priors into landmarks for privacy preserving multimodal depression recognition. *IEEE Transactions on Affective Computing* (2023) <https://doi.org/10.1109/TAFFC.2023.3296318>
- [7] Xue, J., Qin, R., Zhou, X., Liu, H., Zhang, M., Zhang, Z.: Fusing multi-level features from audio and contextual sentence embedding from text for interview-based depression detection. In: *Proc. of IEEE International Conference on Acoustics, Speech and Signal Processing* (2024). <https://doi.org/10.1109/ICASSP48485.2024.10446253>
- [8] Chua, H., Caines, A., Yannakoudakis, H.: A unified framework for cross-domain and cross-task learning of mental health conditions. In: *Proc. of the Second Workshop on NLP for Positive Impact* (2022). <https://doi.org/10.18653/v1/2022.nlp4pi-1.1>
- [9] Wu, W., Wu, M., Yu, K.: Climate and weather: Inspecting depression detection via emotion recognition. In: *Proc. of IEEE International Conference on Acoustics, Speech and Signal Processing* (2022). <https://doi.org/10.1109/ICASSP43922.2022.9746634>
- [10] Chen, T., Guo, Y., Hao, S., Hong, R.: Semi-supervised domain adaptation for major depressive disorder detection. *IEEE Transactions on Multimedia* (2023) <https://doi.org/10.1109/TMM.2023.3312917>
- [11] Singhal, K., Azizi, S., Tu, T., Mahdavi, S.S., Wei, J., Chung, H.W., Scales, N., Tanwani, A., Cole-Lewis, H., Pfohl, S., *et al.*: Large language models encode clinical knowledge. *Nature* (2023) <https://doi.org/10.1038/s41586-023-06291-2>
- [12] Wan, P., Huang, Z., Tang, W., Nie, Y., Pei, D., Deng, S., Chen, J., Zhou, Y., Duan, H., Chen, Q., *et al.*: Outpatient reception via collaboration between nurses and a large language model: a randomized controlled trial. *Nature Medicine* (2024) <https://doi.org/10.1038/s41591-024-03148-7>
- [13] Sadeghi, M., Richer, R., Egger, B., Schindler-Gmelch, L., Rupp, L.H., Rahimi, F., Berking,

- M., Eskofier, B.M.: Harnessing multimodal approaches for depression detection using large language models and facial expressions. *npj Mental Health Research* (2024) <https://doi.org/10.1038/s44184-024-00112-8>
- [14] Zhang, X., Liu, H., Xu, K., Zhang, Q., Liu, D., Ahmed, B., Epps, J.: When llms meets acoustic landmarks: An efficient approach to integrate speech into large language models for depression detection. In: *Proc. of Conference on Empirical Methods in Natural Language Processing* (2024). <https://aclanthology.org/2024.emnlp-main.8>
- [15] Kroenke, K., Strine, T.W., Spitzer, R.L., Williams, J.B., Berry, J.T., Mokdad, A.H.: The phq-8 as a measure of current depression in the general population. *Journal of affective disorders* (2009) <https://doi.org/10.1016/j.jad.2008.06.026>
- [16] Kundu, S.: Ai in medicine must be explainable. *Nature Medicine* (2021) <https://doi.org/10.1038/s41591-021-01461-z>
- [17] Joyce, D.W., Kormilitzin, A., Smith, K.A., Cipriani, A.: Explainable artificial intelligence for mental health through transparency and interpretability for understandability. *npj Digital Medicine* (2023) <https://doi.org/10.1038/s41746-023-00751-9>
- [18] Huang, K., Chandak, P., Wang, Q., Havaldar, S., Vaid, A., Leskovec, J., Nadkarni, G.N., Glicksberg, B.S., Gehlenborg, N., Zitnik, M.: A foundation model for clinician-centered drug repurposing. *Nature Medicine* (2024) <https://doi.org/10.1038/s41591-024-03233-x>
- [19] Savage, T., Nayak, A., Gallo, R., Rangan, E., Chen, J.H.: Diagnostic reasoning prompts reveal the potential for large language model interpretability in medicine. *npj Digital Medicine* (2024) <https://doi.org/10.1038/s41746-024-01010-1>
- [20] Gui, T., Zhu, L., Zhang, Q., Peng, M., Zhou, X., Ding, K., Chen, Z.: Cooperative multimodal approach to depression detection in twitter. In: *Proc. of AAAI Conference on Artificial Intelligence* (2019). <https://doi.org/10.1609/aaai.v33i01.3301110>
- [21] Uban, A.-S., Chulvi, B., Rosso, P.: Explainability of depression detection on social media: From deep learning models to psychological interpretations and multimodality. In: *Early Detection of Mental Health Disorders by Social Media Monitoring: The First Five Years of the eRisk Project*, (2022). https://doi.org/10.1007/978-3-031-04431-1_13
- [22] Yadav, S., Caragea, C., Zhao, C., Kumari, N., Solberg, M., Sharma, T.: Towards identifying fine-grained depression symptoms from memes. In: *Proc. of Annual Meeting of the Association for Computational Linguistics* (2023). <https://doi.org/10.18653/v1/2023.acl-long.495>
- [23] Yoon, J., Kang, C., Kim, S., Han, J.: D-vlog: Multimodal vlog dataset for depression detection. In: *Proc. of AAAI Conference on Artificial Intelligence* (2022). <https://doi.org/10.1609/aaai.v36i11.21483>
- [24] Sawadogo, M.A.L., Pala, F., Singh, G., Selmi, I., Puteaux, P., Othmani, A.: Ptsd in the wild: a video database for studying post-traumatic stress disorder recognition in unconstrained environments. *Multimedia Tools and Applications* (2024) <https://doi.org/10.1007/s11042-023-17203-x>
- [25] He, L., Chen, K., Zhao, J., Wang, Y., Pei, E., Chen, H., Jiang, J., Zhang, S., Zhang, J., Wang, Z., et al.: Lmvd: A large-scale multimodal vlog dataset for depression detection in the wild. *Authorea Preprints* (2024)

- [26] Valstar, M., Schuller, B., Smith, K., Eyben, F., Jiang, B., Bilakhia, S., Schnieder, S., Cowie, R., Pantic, M.: Avec 2013: the continuous audio/visual emotion and depression recognition challenge. In: Proc. of the 3rd ACM International Workshop on Audio/visual Emotion Challenge (2013). <https://doi.org/10.1145/2512530.2512533>
- [27] Valstar, M., Schuller, B., Smith, K., Almaev, T., Eyben, F., Krajewski, J., Cowie, R., Pantic, M.: Avec 2014: 3d dimensional affect and depression recognition challenge. In: Proc. of the 4th International Workshop on Audio/visual Emotion Challenge (2014). <https://doi.org/10.1145/2661806.2661807>
- [28] Cai, H., Yuan, Z., Gao, Y., Sun, S., Li, N., Tian, F., Xiao, H., Li, J., Yang, Z., Li, X., *et al.*: A multi-modal open dataset for mental-disorder analysis. Scientific Data (2022) <https://doi.org/10.1038/s41597-022-01211-x>
- [29] Zou, B., Han, J., Wang, Y., Liu, R., Zhao, S., Feng, L., Lyu, X., Ma, H.: Semi-structural interview-based chinese multimodal depression corpus towards automatic preliminary screening of depressive disorders. IEEE Transactions on Affective Computing (2022) <https://doi.org/10.1109/TAFFC.2022.3181210>
- [30] Shen, Y., Yang, H., Lin, L.: Automatic depression detection: An emotional audio-textual corpus and a gru/bilstm-based model. In: Proc. of IEEE International Conference on Acoustics, Speech and Signal Processing (2022). <https://doi.org/10.1109/ICASSP43922.2022.9746569>
- [31] Valstar, M., Gratch, J., Schuller, B., Ringeval, F., Lalanne, D., Torres Torres, M., Scherer, S., Stratou, G., Cowie, R., Pantic, M.: Avec 2016: Depression, mood, and emotion recognition workshop and challenge. In: Proc. of the 6th International Workshop on Audio/visual Emotion Challenge (2016). <https://doi.org/10.1145/2988257.2988258>
- [32] Gratch, J., Artstein, R., Lucas, G.M., Stratou, G., Scherer, S., Nazarian, A., Wood, R., Boberg, J., DeVault, D., Marsella, S., *et al.*: The distress analysis interview corpus of human and computer interviews. In: Proc. of International Conference on Language Resources and Evaluation (2014). http://www.lrec-conf.org/proceedings/lrec2014/pdf/508_Paper.pdf
- [33] Tsai, Y.-H.H., Bai, S., Liang, P.P., Kolter, J.Z., Morency, L.-P., Salakhutdinov, R.: Multimodal transformer for unaligned multimodal language sequences. In: Proc. of Annual Meeting of the Association for Computational Linguistics (2019). <https://doi.org/10.18653/v1/P19-1656>
- [34] Kojima, T., Gu, S.S., Reid, M., Matsuo, Y., Iwasawa, Y.: Large language models are zero-shot reasoners. In: Koyejo, S., Mohamed, S., Agarwal, A., Belgrave, D., Cho, K., Oh, A. (eds.) Proc. of Conference on Neural Information Processing Systems (2022). http://papers.nips.cc/paper_files/paper/2022/hash/8bb0d291acd4acf06ef112099c16f326-Abstract-Conference.html
- [35] Price, R.H., Choi, J.N., Vinokur, A.D.: Links in the chain of adversity following job loss: how financial strain and loss of personal control lead to depression, impaired functioning, and poor health. Journal of occupational health psychology (2002)
- [36] Tennant, C.: Life events, stress and depression: a review of recent findings. Australian & New Zealand Journal of Psychiatry (2002)
- [37] Van Veen, D., Van Uden, C., Blankemeier, L., Delbrouck, J.-B., Aali, A., Bluethgen, C., Pareek, A., Polacin, M., Reis, E.P., Seehofnerová, A., *et al.*: Adapted large language models can outperform medical experts in clinical text summarization. Nature Medicine (2024) <https://doi.org/10.1038/s41591-024-02855-5>

- [38] Hazarika, D., Zimmermann, R., Poria, S.: Misa: Modality-invariant and-specific representations for multimodal sentiment analysis. In: Proc. of the ACM International Conference on Multimedia (2020)
- [39] Jung, J., Kang, C., Yoon, J., Kim, S., Han, J.: Hique: Hierarchical question embedding network for multimodal depression detection. In: Proc. of the ACM International Conference on Information and Knowledge Management (2024)
- [40] Guo, M., Ainslie, J., Uthus, D., Ontanon, S., Ni, J., Sung, Y.-H., Yang, Y.: Longt5: Efficient text-to-text transformer for long sequences. In: Proc. of North American Chapter of the Association for Computational Linguistics (Findings) (2022). <https://doi.org/10.18653/v1/2022.findings-naacl.55>
- [41] Niu, M., Chen, K., Chen, Q., Yang, L.: Hcag: A hierarchical context-aware graph attention model for depression detection. In: Proc. of IEEE International Conference on Acoustics, Speech and Signal Processing (2021). <https://doi.org/10.1109/ICASSP39728.2021.9413486>
- [42] Chen, Z., Deng, J., Zhou, J., Wu, J., Qian, T., Huang, M.: Depression detection in clinical interviews with llm-empowered structural element graph. In: Proc. of North American Chapter of the Association for Computational Linguistics (2024). <https://doi.org/10.18653/v1/2024.naacl-long.452>
- [43] Burdisso, S., Villatoro-Tello, E., Madikeri, S.R., Motlíček, P.: Node-weighted graph convolutional network for depression detection in transcribed clinical interviews. In: Proc. of Conference of the International Speech Communication Association (2023). <https://doi.org/10.21437/Interspeech.2023-1923>
- [44] Zhang, X., Zhang, X., Chen, W., Li, C., Yu, C.: Improving speech depression detection using transfer learning with wav2vec 2.0 in low-resource environments. Scientific Reports (2024) <https://doi.org/10.1038/s41598-024-60278-1>
- [45] Zhang, X., Liu, H., Xu, K., Zhang, Q., Liu, D., Ahmed, B., Epps, J.: When LLMs meets acoustic landmarks: An efficient approach to integrate speech into large language models for depression detection. In: Proc. of Conference on Empirical Methods in Natural Language Processing (2024). <https://doi.org/10.18653/v1/2024.emnlp-main.8>
- [46] Beevers, C.G., Mullarkey, M.C., Dainer-Best, J., Stewart, R.A., Labrada, J., Allen, J.J.B., McGeary, J.E., Shumake, J.D.: Association between negative cognitive bias and depression: A symptom-level approach. Journal of Abnormal Psychology (2019)
- [47] Zhang, Z., Chen, S., Wu, M., Zhu, K.: Symptom identification for interpretable detection of multiple mental disorders on social media. In: Proc. of Conference on Empirical Methods in Natural Language Processing (2022). <https://doi.org/10.18653/v1/2022.emnlp-main.677>
- [48] Michalopoulos, G., Williams, K., Singh, G., Lin, T.: Medicalsum: A guided clinical abstractive summarization model for generating medical reports from patient-doctor conversations. In: Proc. of Conference on Empirical Methods in Natural Language Processing (Findings) (2022). <https://doi.org/10.18653/v1/2022.findings-emnlp.349>
- [49] Johri, S., Jeong, J., Tran, B.A., Schlessinger, D.I., Wongvibulsin, S., Barnes, L.A., Zhou, H.-Y., Cai, Z.R., Van Allen, E.M., Kim, D., *et al.*: An evaluation framework for clinical use of large language models in patient interaction tasks. Nature Medicine (2025) <https://doi.org/10.1038/s41591-024-03328-5>

- [50] Liu, X., Liu, H., Yang, G., Jiang, Z., Cui, S., Zhang, Z., Wang, H., Tao, L., Sun, Y., Song, Z., *et al.*: A generalist medical language model for disease diagnosis assistance. *Nature Medicine* (2025) <https://doi.org/10.1038/s41591-024-03416-6>
- [51] First, M.B., Pincus, H.A., Levine, J.B., Williams, J.B., Ustun, B., Peele, R.: Clinical utility as a criterion for revising psychiatric diagnoses. *American Journal of Psychiatry* (2004) <https://doi.org/10.1176/appi.ajp.161.6.946>
- [52] Fleiss, J.L.: Measuring nominal scale agreement among many raters. *Psychological bulletin* (1971) <https://doi.org/10.1037/h0031619>
- [53] Landis, J.R., Koch, G.G.: The measurement of observer agreement for categorical data. *Biometrics* (1977) <https://doi.org/10.2307/2529310>
- [54] Liu, Y.: Roberta: A robustly optimized bert pretraining approach. *arXiv preprint arXiv:1907.11692* (2019)
- [55] Ma, X., Qin, C., You, H., Ran, H., Fu, Y.: Rethinking network design and local geometry in point cloud: A simple residual mlp framework. In: *Proc. of International Conference on Learning Representations* (2022). https://openreview.net/forum?id=3Pbra-_u76D
- [56] Vaswani, A.: Attention is all you need. In: *Proc. of Conference on Neural Information Processing Systems* (2017)
- [57] Hu, E.J., Shen, Y., Wallis, P., Allen-Zhu, Z., Li, Y., Wang, S., Wang, L., Chen, W.: Lora: Low-rank adaptation of large language models. In: *Proc. of International Conference on Learning Representations* (2022). <https://openreview.net/forum?id=nZeVKeeFYf9>
- [58] Krishna, K., Khosla, S., Bigham, J.P., Lipton, Z.C.: Generating soap notes from doctor-patient conversations using modular summarization techniques. In: *Proc. of Annual Meeting of the Association for Computational Linguistics* (2021). <https://doi.org/10.18653/v1/2021.acl-long.384>

9 Appendix

9.1 Detailed Eight Items in the PHQ-8

According to Kroenke et al. [15], Patient Health Questionnaire eight-item depression measure (PHQ-8) includes:

1. *LOI* (Lack of Interest): Little interest or pleasure in doing things.
2. *FD* (Feeling Down): Feeling down, depressed, or hopeless.
3. *SD* (Sleeping Disorder): Trouble falling or staying asleep, or sleeping too much.
4. *LOE* (Lack of Energy): Feeling tired or having little energy.
5. *AC* (Appetite Changes): Poor appetite or overeating.
6. *LSE* (Low Self Esteem): Feeling bad about yourself — or that you are a failure or have let yourself or your family down.
7. *CP* (Concentration Problem): Trouble concentrating on things, such as reading the newspaper or watching television.
8. *PC* (Psychomotor Changes): Moving or speaking so slowly that other people could have noticed? Or the opposite — being so fidgety or restless that you have been moving around a lot more than usual.

Fig. 8 illustrates the proportion of above eight symptoms in our DAIC-Explain dataset. The most frequently reported symptoms focus on *sleeping disorder* and *lack of energy*.

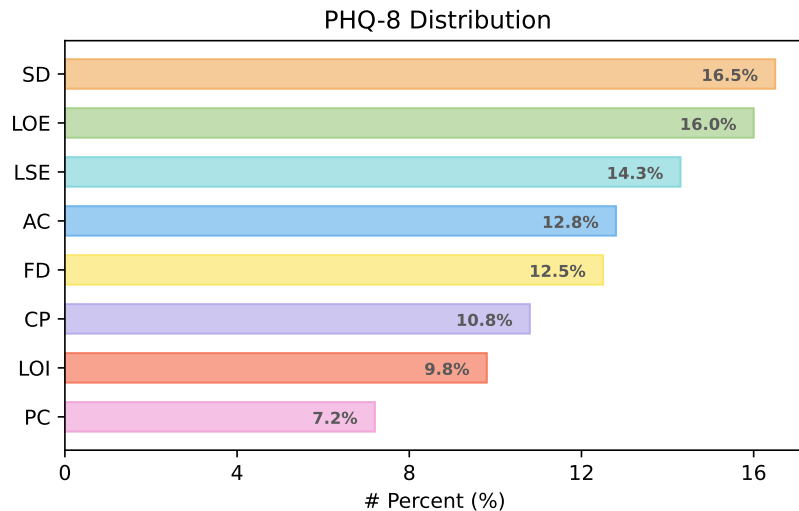


Fig. 8: Proportion of each symptom of the PHQ-8 (*SD*: Sleeping Disorder, *LOE*: Lack of Energy, *LSE*: Low Self Esteem, *AC*: Appetite Changes, *FD*: Feeling Down, *CP*: Concentration Problem, *LOI*: Lack of Interest, *PC*: Psychomotor Changes).

9.2 Format and Examples for Structured Symptom Summary Annotation

Format. ❶ Screening for History of Depression. If Ellie asks the participant whether they have been diagnosed with depression and the participant responds "Yes," the first sentence begins with: "The participant reported a history of depression." ❷ Symptom Assessment. Conversely, if the participant does not have a history of depression, the summary starts directly with the second sentence: "The participant primarily experiences [symptoms]." ❸ Assessment of Possible Underlying Causes. The third sentence provides an explanation for the onset or exacerbation of these symptoms, such as: "These symptoms may be related to their [underlying causes]." ❹ Action Plans. Moreover, if the participant's depression symptoms are severe (severity ≥ 2), the summary concludes with:

”It is advised that the participant seek further evaluation and treatment from a psychiatrist or psychologist.” For participants with mild depression severity (severity = 1), the summary ends with: ”If symptoms persist or worsen, it is recommended that the participant seek further evaluation and treatment from a psychiatrist or psychologist.”

Examples. Table 4 shows four examples of symptom summary annotation.

Example	Severity	Symptom Summary
TrainSet_326	0	The participant primarily experiences occasional sleep issues and occasional low energy or fatigue .
TrainSet_330	1	The participant primarily experiences a mild reduction of interest or pleasure, occasional feelings of depression or hopelessness, mild sleep issues, mild fatigue, severe appetite issues, severe self-worth issues, and significant psychomotor agitation . These symptoms may be related to the various challenges they will face after graduation . If symptoms persist or worsen, it is recommended that the participant seek further evaluation and treatment from a psychiatrist or psychologist.
DevSet_367	2	The participant reported a history of depression and is currently undergoing treatment. They currently experience moderate to severe symptoms of depression, including a severe decrease in interest or pleasure in activities, severe feelings of depression and hopelessness, significant sleep disturbances, significant low energy, significant appetite changes, severe self-worth issues, severe concentration difficulties, and occasional psychomotor agitation or retardation . These symptoms may be related to the loss of their job, relocation and the need to re-establish their life, the breakup of a significant relationship, self-criticism, past treatment history, and current financial difficulties . It is advised that the participant seek further evaluation and treatment from a psychiatrist or psychologist.
TestSet_311	3	The participant primarily experiences severe depressive symptoms, including a severe lack of interest or pleasure in activities, severe feelings of depression and hopelessness, severe sleep issues, severe fatigue, severe appetite disturbances, occasional self-worth issues, severe concentration difficulties, and occasional psychomotor agitation . These symptoms may be related to their current financial problems, lack of family support, past experiences with homelessness, ongoing struggles with PTSD, and current living environment . It is advised that the participant seek further evaluation and treatment from a psychiatrist or psychologist.

Table 4: The four examples from the annotation of the proposed DAIC-Explain dataset, where the text in **red** represents the **symptoms** and text in **blue** represents the **underlying causes**.

9.3 PhqCoT Prompting Design

The PhqCoT aims to guide LLMs to evaluate each symptom listed in the PHQ-8 (e.g., *sleeping disorder* or *appetite changes*) sequentially and identify evidence from the conversation that explains the assigned scores. Specifically, the prompt is designed as follows: *It is crucial for the participant’s depression diagnosis, so please score and find the corresponding explanatory content in the conversation for each of the PHQ-8 questionnaire items sequentially (scores range from 0 to 3) and then summarize.*