

Testing the hypothesis of vector X17 boson by D meson, Charmonium, and ϕ meson decays

Fei-Fan Lee^a, Lam Thi Thuc Uyen^b, and Guey-Lin Lin^b

^a *Department of Physics, Jimei University,*

361021, Xiamen, Fujian province, P. R. China

^b *Institute of Physics, National Yang Ming Chiao Tung University, Hsinchu 30010, Taiwan*

(Dated: January 24, 2025)

Abstract

The recent ATOMKI experiments provided evidence pointing towards the existence of an X17 boson in the anomalous nuclear transitions of Beryllium-8, Helium-4, and Carbon-12. In this work, we consider X17 boson contributions to the previously measured D meson decays which include $D_s^{*+} \rightarrow D_s^+ e^+ e^-$, $D_s^{*+} \rightarrow D_s^+ \gamma$, $D^{*0} \rightarrow D^0 e^+ e^-$, and $D^{*0} \rightarrow D^0 \gamma$, as well as the measured decays of $\psi(2S) \rightarrow \eta_c e^+ e^-$, $\psi(2S) \rightarrow \eta_c \gamma$, $\phi \rightarrow \eta e^+ e^-$, and $\phi \rightarrow \eta \gamma$. Using the data of the above meson decays, we perform a fitting to the coupling parameters ε_u , ε_c , and ε_s by treating the couplings ε_u and ε_c as independent from each other rather than assuming the generation universality $\varepsilon_u = \varepsilon_c$. It is found that the above fitting renders $|\varepsilon_c| = 3 \times 10^{-4}$, $|\varepsilon_s| = 4 \times 10^{-5}$ and a huge magnitude for ε_u , which is in serious tension with $|\varepsilon_u|$ determined from ATOMKI measurements.

I. INTRODUCTION

In the search for new physics beyond the standard model, the study of low energy processes is an effective avenue besides those focusing on either high energy or precision frontiers. There has been a persistent anomaly in the measured angular distribution of e^+e^- pairs in the 18.15 MeV decay of the excited state ${}^8\text{Be}^*$ by the ATOMKI collaboration over the last few years [1–4]. The simplest way to account for the data is to introduce a new X17 boson with a mass in the range of approximately 16 to 17 MeV. The de-excitation of ${}^8\text{Be}^*$ is assumed to emit a X17 boson which then decays to the e^+e^- pair as detected by the above experiments. It is desirable to confirm the existence of X17 boson which undoubtedly leads to new physics beyond the Standard Model (SM).

The results reported in [1] gives $m_X = 16.70 \pm 0.35(\text{stat}) \pm 0.5(\text{syst}) \text{ MeV}/c^2$ and the ratio $\Gamma({}^8\text{Be}(18.15) \rightarrow {}^8\text{Be} + X) \times \text{BR}(X \rightarrow e^+e^-) / \Gamma({}^8\text{Be}(18.15) \rightarrow {}^8\text{Be} + \gamma) \equiv R_X = 5.8 \times 10^{-6}$, with a statistical significance of 6.8σ . Later analysis from more ${}^8\text{Be}$ experiments gave the updated results, $m_X = 17.01 \pm 0.16 \text{ MeV}/c^2$ and $R_X = (6 \pm 1) \times 10^{-6}$ [4]. This is also the most recent data for the proposed X17 boson resulting from the ${}^8\text{Be}$ anomaly, regardless of the significant anomalies observed in the case of direct proton capture [5].

In recent years, there were further studies that suggest potential connections between X17 boson and additional anomalies observed in the decays of excited ${}^4\text{He}$ [6–8] and ${}^{12}\text{C}$ [9]. These anomalies, like the ${}^8\text{Be}$ case, exhibit deviations from the expected decay distributions. The masses of the proposed particle, as inferred from the anomalies observed in excited ${}^4\text{He}$ and ${}^{12}\text{C}$ decays, are reported as $16.94 \pm 0.12(\text{stat}) \pm 0.21(\text{syst}) \text{ MeV}/c^2$ [8] and $17.03 \pm 0.11(\text{stat}) \pm 0.2(\text{syst}) \text{ MeV}/c^2$ [9], respectively. It is remarkable that the mass values for the proposed particle as extracted from various experiments involving different nuclear systems are rather similar. This hints at a unique particle that can account for decay anomalies of excited ${}^8\text{Be}$, ${}^4\text{He}$, and ${}^{12}\text{C}$ ¹.

There existed studies proposing vector couplings between X17 boson and fermions as the favorable scenario for addressing the above decay anomalies [12–16]. The scenario for axial-vector or more generally the mixture of vector and axial-vector couplings were also proposed [15, 17–21]. There were also proposals that the above decay anomalies can be resolved or

¹ We note that there existed other experiments that perform searches for X17 boson as well. The search by VNU, Vietnam [10] confirmed the ${}^8\text{Be}^*$ decay anomaly while the search by MEG II collaboration at PSI did not observe the resonance [11].

mitigated by resorting to various unaccounted effects within SM [22–24]. In this article we adopt the proposal that X17 is a vector boson. We begin by writing the couplings between X17 boson and quarks of various flavors as

$$\mathcal{L}_{X(Q,q)} = e\varepsilon_Q X_\mu (\bar{Q}\gamma^\mu Q) + e\varepsilon_q X_\mu (\bar{q}\gamma^\mu q), \quad (1)$$

where q stands for u , d and s quarks, while Q represents heavy quarks. From the data of ${}^8\text{Be}$ anomaly, $R_X = 5.8 \times 10^{-6}$, with the assumption $\text{BR}(X \rightarrow e^+e^-) = 1$, it has been established that [12, 25] $\varepsilon_u \simeq \pm 3.7 \times 10^{-3}$ and $\varepsilon_d \simeq \mp 7.4 \times 10^{-3}$, where the null result of $\pi^0 \rightarrow X\gamma$ search by NA48/2 [26] has been used. Further refined analysis takes into account isospin effects and their mixings [13]. Such an analysis considers three distinct isospin scenarios: no isospin effects, isospin mixing, and isospin mixing & breaking. Assuming that X17 is a vector boson, a statistical χ^2 test based upon data from anomalous transitions observed in excited ${}^8\text{Be}$, ${}^4\text{He}$, and ${}^{12}\text{C}$ has been performed in [27]. Utilizing eleven measurements that include angular and width data from the anomalous transitions in ATOMKI experiments, and the null result of $\pi^0 \rightarrow X\gamma$ search [26] under the assumption $\text{BR}(X \rightarrow e^+e^-) = 1$, the above χ^2 test determines the ranges of three parameters, m_X , ε_n , and ε_p where the latter two are related to the quark-level couplings by $\varepsilon_p = 2\varepsilon_u + \varepsilon_d$ and $\varepsilon_n = 2\varepsilon_d + \varepsilon_u$. It was found that [27] $|\varepsilon_u| \simeq (0.5 - 0.9) \times 10^{-3}$ and $|\varepsilon_d| \simeq (2.5 - 2.9) \times 10^{-3}$ with ε_u and ε_d in opposite signs. Specifically the most favored parameter set is $(\varepsilon_u, \varepsilon_d) = (\pm 5 \times 10^{-4}, \mp 2.9 \times 10^{-3})$ if isospin effects are not considered. With both isospin mixing and breaking effects considered, the most favored parameter set becomes $(\varepsilon_u, \varepsilon_d) = (\pm 9 \times 10^{-4}, \mp 2.5 \times 10^{-3})$. It is noteworthy that these fitted values for $|\varepsilon_u|$ and $|\varepsilon_d|$ are much smaller than those determined earlier.

Given the hypothesis of X17 boson to account for the anomalous decays of ${}^8\text{Be}$, ${}^4\text{He}$, and ${}^{12}\text{C}$ excited states, it is of interest to test this hypothesis on heavy hadrons which involve the couplings of X17 boson to the second and the third generation of quarks, in addition to the couplings ε_u and ε_d . In fact, ${}^8\text{Be}$ anomaly already motivated the study of X17 boson effect to $K^+ \rightarrow \mu^+\nu_\mu e^+e^-$ decay through the interaction/decay chain, $K^+ \rightarrow \mu^+\nu_\mu X \rightarrow \mu^+\nu_\mu e^+e^-$ [28] with the assumption $\varepsilon_s = \varepsilon_d$. It was also proposed that X17 boson can be searched by BESIII or Belle II by the decay chain $J/\Psi \rightarrow \eta_c X^* \rightarrow \eta_c e^+e^-$ [29], which is an excess to the regular decay chain $J/\Psi \rightarrow \eta_c \gamma^* \rightarrow \eta_c e^+e^-$. Furthermore, effects of X17 boson to decays of $D^{*(+,0)}$, D_s^{*+} , and the corresponding B mesons were also studied in [30]. In the latter work, it was stated that the theoretical prediction of $R_{D_s^{*+}} \equiv \Gamma(D_s^{*+} \rightarrow$

$D_s^+ e^+ e^-)/\Gamma(D_s^{*+} \rightarrow D_s^+ \gamma)$ with the contribution $D_s^{*+} \rightarrow D_s^+ + X \rightarrow D_s^+ + e^+ + e^-$ included in the numerator is consistent with the CLEO measurement $R_{D_s^{*+}} = (7.2_{-1.6}^{+1.8}) \times 10^{-3}$ [31]. We note that the authors of Ref. [30] calculated the X17 contribution to $R_{D_s^{*+}}$ by taking $\varepsilon_u = \pm 3.7 \times 10^{-3}$ and $\varepsilon_d = \mp 7.4 \times 10^{-3}$ [12] and assuming $\varepsilon_s = \varepsilon_d$, and $\varepsilon_c = \varepsilon_u$. Furthermore the signals due to X17 boson in other decay modes of D^* and B^* mesons were predicted.

In this article, we shall revisit the contributions of X17 boson to D^{*0} and D_s^{*+} meson decays since there existed a measurement on $R_{D^{*0}} \equiv \Gamma(D^{*0} \rightarrow D^0 e^+ e^-)/\Gamma(D^{*0} \rightarrow D^0 \gamma)$ after the publication of [30]. The measurement gives $R_{D^{*0}} = (11.08 \pm 0.9) \times 10^{-3}$ [32]. Furthermore, we are motivated to tackle this issue because the updated values for $|\varepsilon_u|$ and $|\varepsilon_d|$ [27] are much smaller than those determined earlier [12]. We found that the calculation on $R_{D_s^{*+}}$ by [30] is incorrect. After correcting the calculation, we found that the prediction of $R_{D_s^{*+}}$ is consistent with CLEO data only for the updated values of $\varepsilon_c \equiv \varepsilon_u$ and $\varepsilon_s \equiv \varepsilon_d$. On the other hand, the data on $R_{D^{*0}}$ requires a much larger ε_u with the assumption $\varepsilon_c = \varepsilon_u$. It is obvious that the updated ranges of ε_u and ε_d with the assumptions $\varepsilon_c = \varepsilon_u$, and $\varepsilon_s = \varepsilon_d$ cannot simultaneously account for $R_{D_s^{*+}}$ and $R_{D^{*0}}$. To ease the tension, we note that the contribution of X17 boson to $R_{D_s^{*+}}$ behaves approximately as $|\varepsilon_c + 2\varepsilon_s|$ with ε_c and ε_s in opposite signs as we shall see in Fig. 3 later. Hence one can account for both $R_{D^{*0}}$ and $R_{D_s^{*+}}$ by raising both $|\varepsilon_c|$ and $|\varepsilon_s|$ while maintaining $|\varepsilon_c + 2\varepsilon_s|$ fixed. On the other hand, this implies that the assumption $\varepsilon_s = \varepsilon_d$ is no longer appropriate. In view of this, one may lift the restriction $\varepsilon_c = \varepsilon_u$ as well. Finally, we note that the enhancement of both ε_c and ε_s should impact the decays of charmonium and ϕ meson. Therefore we also include $\psi(2S) \rightarrow \eta_c e^+ e^-$, $\psi(2S) \rightarrow \eta_c \gamma$, $\phi \rightarrow \eta e^+ e^-$, and $\phi \rightarrow \eta \gamma$ in our analysis. We shall perform fittings to the coupling strengths $\varepsilon_u, \varepsilon_c$, and ε_s with the data of $R_{D_s^{*+}}, R_{D^{*0}}, R_{\psi(2S)} \equiv \Gamma(\psi(2S) \rightarrow \eta_c e^+ e^-)/\Gamma(\psi(2S) \rightarrow \eta_c \gamma)$ [33], and $R_\phi \equiv \Gamma(\phi \rightarrow \eta e^+ e^-)/\Gamma(\phi \rightarrow \eta \gamma)$ [34–36]. It is important to compare the favored value of ε_u in this fitting to that obtained from the decay anomalies of excited ^8Be , ^4He , and ^{12}C . Here we fix the mass of X17 boson at 16.85 MeV which is the best-fit value of m_X obtained in [27]. We adopt this simplification since various decay rates considered here are rather insensitive to m_X over its allowed range.

This article is organized as follows. In Sec. II, we review previous studies on the X17 contributions to heavy meson decays $H^* \rightarrow H e^+ e^-$ normalized by $H^* \rightarrow H \gamma$ with H^* representing D^{*0}, D^{*+} , and D_s^{*+} vector mesons and H their pseudoscalar counterparts. We note that the semi-leptonic decay $H^* \rightarrow H e^+ e^-$ proceeds through both $H^* \rightarrow H \gamma^* \rightarrow H e^+ e^-$

and $H^* \rightarrow HX \rightarrow He^+e^-$. The $H^* \rightarrow H\gamma^*$ form factor is essentially $\langle H|J_\mu^{\text{em}}|H^* \rangle$ with $J_\mu^{\text{em}} = ee_Q\bar{Q}\gamma_\mu Q + ee_q\bar{q}\gamma_\mu q$. The evaluation of this matrix element was discussed in Refs. [37–40]. It is well known that $\langle H|\bar{Q}\gamma_\mu Q|H^* \rangle$ is fixed by heavy-quark (HQ) symmetry [41] while various approaches are employed to compute $\langle H|\bar{q}\gamma_\mu q|H^* \rangle$. Here we apply the model of vector meson dominance (VMD) [42] proposed in Ref. [40] for computing the matrix element of light quark current. This choice enables the comparison of our result with that of Ref. [30] which also employs VMD model for computing $\langle H|\bar{q}\gamma_\mu q|H^* \rangle$. For the $H^* \rightarrow HX$ transition, the matrix element $\langle H|J_\mu^X|H^* \rangle$ with $J_\mu^X = e\varepsilon_Q\bar{Q}\gamma_\mu Q + e\varepsilon_q\bar{q}\gamma_\mu q$ can be easily inferred from $\langle H|J_\mu^{\text{em}}|H^* \rangle$. We shall review the details of calculating $R_{D_s^{*+}}$ and correct the error made in Ref. [30]. In the same section, we shall also discuss the implication of $R_{D^{*0}}$ on values of ε_c and ε_u . It will be demonstrated that the conditions $\varepsilon_c = \varepsilon_u$ and $\varepsilon_d = \varepsilon_s$ should be relaxed in order that the data of $R_{D_s^{*+}}$ and $R_{D^{*0}}$ can be simultaneously accounted for. In Sec. III, we present the fitting to the couplings ε_u , ε_s , and ε_c with the data of $\psi(2S) \rightarrow \eta_c e^+e^-$, $\psi(2S) \rightarrow \eta_c \gamma$, $\phi \rightarrow \eta e^+e^-$, $\phi \rightarrow \eta \gamma$, and that of $R_{D_s^*}$ and $R_{D^{*0}}$. Sec. IV addresses the implications of our fitting and the outlook.

II. X17 CONTRIBUTIONS TO HEAVY MESON DECAYS $H^* \rightarrow H + e^+ + e^-$

We consider the $1^- \rightarrow 0^-$ heavy meson transitions $H^* \rightarrow He^+e^-$. The Lorentz-invariant matrix elements, accounting for the contribution by the intermediate photon and X17 boson, are denoted by $-i\mathcal{M}^\gamma(H^* \rightarrow He^+e^-)$ and $-i\mathcal{M}^X(H^* \rightarrow He^+e^-)$, respectively. We have

$$\begin{aligned} -i\mathcal{M}^\gamma(H^* \rightarrow He^+e^-) &= T_\mu^\gamma \frac{-ig^{\mu\nu}}{q^2 + i\epsilon} (-ie)\bar{u}(p_-)\gamma_\nu v(p_+), \\ -i\mathcal{M}^X(H^* \rightarrow He^+e^-) &= T_\mu^X \frac{i(-g^{\mu\nu} + q^\mu q^\nu/m_X^2)}{q^2 - m_X^2 + im_X\Gamma_X} (-ie\varepsilon_e)\bar{u}(p_-)\gamma_\nu v(p_+), \end{aligned} \quad (2)$$

where $e\varepsilon_e$ is the coupling of X17 boson to e^\pm , $\Gamma_X \equiv \Gamma(X \rightarrow e^+e^-) = \frac{e^2\varepsilon_e^2 m_X}{12\pi} \left(1 + \frac{2m_e^2}{m_X^2}\right) \sqrt{1 - \frac{4m_e^2}{m_X^2}}$, $T_\mu^{\gamma,X}$ are the $H^*(p_{H^*}, \epsilon_{H^*}) \rightarrow H(p_H)\gamma^*(q)$ and $H^*(p_{H^*}, \epsilon_{H^*}) \rightarrow H(p_H)X(q)$ decay amplitudes, respectively, and p_- and p_+ are the momenta of final state electron and positron, respectively. By Lorentz invariance, we have

$$\begin{aligned} T_\mu^\gamma &= \langle H(p_H)|J_\mu^{\text{em}}|H^*(p_{H^*}, \epsilon_{H^*}) \rangle = ieF_{H^*H\gamma}(q^2)\epsilon_{\mu\rho\alpha\beta}\epsilon_{H^*}^\rho p_{H^*}^\alpha p_H^\beta, \\ T_\mu^X &= \langle H(p_H)|J_\mu^X|H^*(p_{H^*}, \epsilon_{H^*}) \rangle = ieF_{H^*HX}(q^2)\epsilon_{\mu\rho\alpha\beta}\epsilon_{H^*}^\rho p_{H^*}^\alpha p_H^\beta, \end{aligned} \quad (3)$$

with $q = p_{H^*} - p_H$. The differential decay rate for $H^* \rightarrow H e^+ e^-$ mediated by γ is given by

$$\frac{d\Gamma^\gamma(H^* \rightarrow H e^+ e^-)}{dq^2} = \frac{\alpha_{\text{EM}}^2}{72\pi} F_{H^*H\gamma}^2(q^2) \frac{1}{q^2} \left(1 + \frac{2m_e^2}{q^2}\right) \sqrt{1 - \frac{4m_e^2}{q^2}} \frac{\lambda^{3/2}(m_{H^*}^2, m_H^2, q^2)}{m_{H^*}^3}, \quad (4)$$

where $\lambda(x, y, z) = x^2 + y^2 + z^2 - 2xy - 2xz - 2yz$. Similarly, the differential decay rate mediated by X17 boson is given by

$$\begin{aligned} \frac{d\Gamma^X(H^* \rightarrow H e^+ e^-)}{dq^2} &= \frac{\alpha_{\text{EM}}^2 \varepsilon_e^2}{72\pi} F_{H^*HX}^2(q^2) \frac{q^2}{(q^2 - m_X^2)^2 + m_X^2 \Gamma_X^2} \left(1 + \frac{2m_e^2}{q^2}\right) \sqrt{1 - \frac{4m_e^2}{q^2}} \\ &\times \frac{\lambda^{3/2}(m_{H^*}^2, m_H^2, q^2)}{m_{H^*}^3}. \end{aligned} \quad (5)$$

To compare with the data, we calculate the ratio $R_{H^*} \equiv \Gamma(H^* \rightarrow H e^+ e^-)/\Gamma(H^* \rightarrow H\gamma)$ with the numerator containing contributions mediated by γ and X17 boson, respectively. To separate these two contributions, we write $R_{H^*} = R_{H^*}^\gamma + R_{H^*}^X$. Following Eq. (4) and using $\Gamma(H^* \rightarrow H\gamma) = \alpha_{\text{EM}} F_{H^*H\gamma}^2(0) p_\gamma^3/3$, it is easy to show that

$$R_{H^*}^\gamma = \int_{q_{\text{min}}^2}^{q_{\text{max}}^2} \frac{\alpha_{\text{EM}}}{3\pi} \frac{F_{H^*H\gamma}^2(q^2)}{F_{H^*H\gamma}^2(0)} \frac{1}{q^2} \left(1 + \frac{2m_e^2}{q^2}\right) \sqrt{1 - \frac{4m_e^2}{q^2}} \frac{\lambda^{3/2}(m_{H^*}^2, m_H^2, q^2)}{(m_{H^*}^2 - m_H^2)^3} dq^2, \quad (6)$$

where $q_{\text{min}}^2 = (2m_e)^2$ and $q_{\text{max}}^2 = (m_{H^*} - m_H)^2$. Similarly, we apply Eq. (5) to obtain

$$\begin{aligned} R_{H^*}^X &= \int_{q_{\text{min}}^2}^{q_{\text{max}}^2} \frac{\alpha_{\text{EM}} \varepsilon_e^2}{3\pi} \frac{F_{H^*HX}^2(q^2)}{F_{H^*H\gamma}^2(0)} \frac{q^2}{(q^2 - m_X^2)^2 + m_X^2 \Gamma_X^2} \left(1 + \frac{2m_e^2}{q^2}\right) \sqrt{1 - \frac{4m_e^2}{q^2}} \\ &\times \frac{\lambda^{3/2}(m_{H^*}^2, m_H^2, q^2)}{(m_{H^*}^2 - m_H^2)^3} dq^2. \end{aligned} \quad (7)$$

The above equation can be simplified by applying the narrow width approximation,

$$\frac{1}{(q^2 - m_X^2)^2 + m_X^2 \Gamma_X^2} = \frac{\pi}{m_X \Gamma_X} \delta(q^2 - m_X^2). \quad (8)$$

For the case of D^* meson decays, the form factors $F_{H^*H\gamma}(q)$ and $F_{H^*HX}(q)$ were calculated in [30]. We note that the values of ε_Q and ε_q significantly affect $R_{H^*}^X$. Fig. 1 presents the experimentally measured value of $R_{D_s^{*+}}$ as well as the corresponding theoretical predictions with and without contributions from the X17 boson. The measured value of $R_{D_s^{*+}}$ is marked in red while the SM prediction of this ratio is marked in yellow, which considers only the photon contribution and gives $R_{D_s^{*+}}^\gamma = 6.7 \times 10^{-3}$. This is consistent with the experimental data, $R_{D_s^{*+}}^{\text{data}} = (7.2_{-1.6}^{+1.8}) \times 10^{-3}$ [31]. With the contribution of X17 boson included, VMD-2023 contains two cases. The first one, denoted in blue, is obtained by taking $(\varepsilon_u, \varepsilon_d) =$

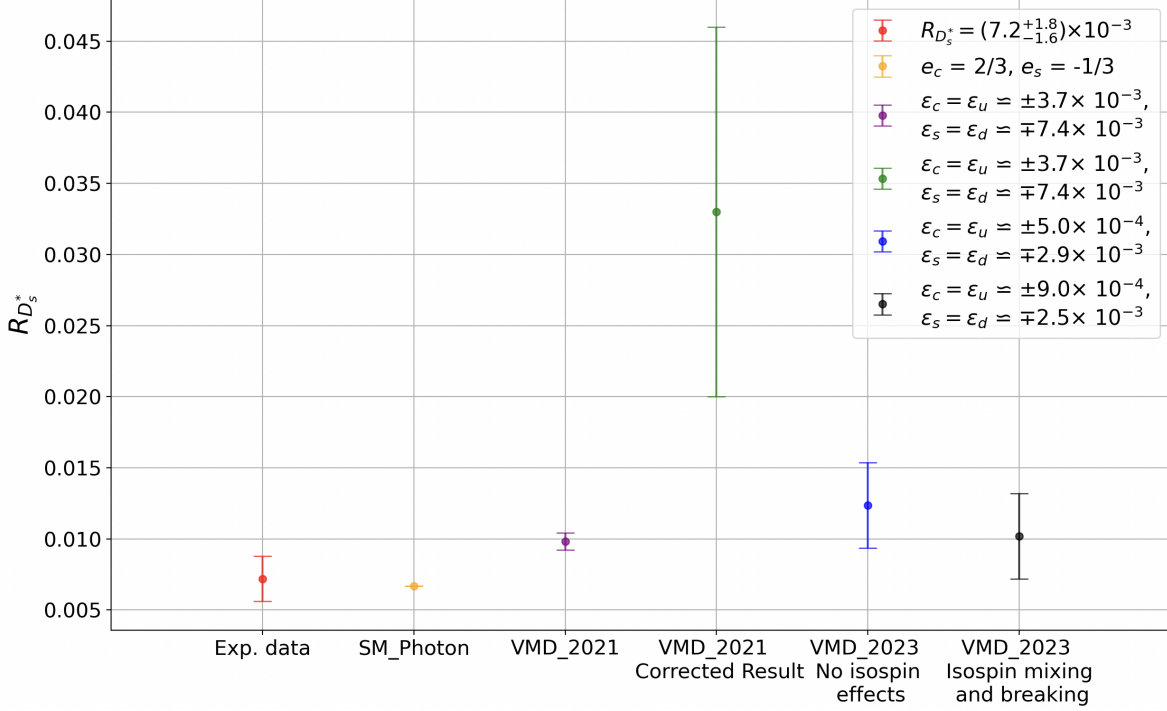


FIG. 1. The experimentally measured as well as theoretically predicted values for $R_{D_s^*}$. Various theoretical predictions are distinguished by different values taken for ϵ_c and ϵ_s . VMD_2021 stands for the calculation of [30] using VMD approach and employing $\epsilon_c = \epsilon_u$ and $\epsilon_s = \epsilon_d$ with $\epsilon_u = \pm 3.7 \times 10^{-3}$ and $\epsilon_d = 7.4 \times 10^{-3}$ extracted by [12, 25]. VMD_2021 (corrected result) refers to our recalculation of $R_{D_s^*}$ using the same values of ϵ_c and ϵ_s . VMD_2023 denoted in blue represents our result of using $(\epsilon_u, \epsilon_d) = (\pm 5 \times 10^{-4}, \mp 2.9 \times 10^{-3})$ which does not consider isospin effects for ${}^8\text{Be}^*$ nuclear decays, and that denoted in black is obtained by employing $(\epsilon_u, \epsilon_d) = (\pm 9 \times 10^{-4}, \mp 2.5 \times 10^{-3})$ where both isospin mixing and breaking effects are considered [27]. The SM prediction is denoted as SM_Photon.

$(\pm 5 \times 10^{-4}, \mp 2.9 \times 10^{-3})$ which does not consider isospin effects for ${}^8\text{Be}^*$ nuclear decays. The second case, denoted in black, is obtained by taking $(\epsilon_u, \epsilon_d) = (\pm 9 \times 10^{-4}, \mp 2.5 \times 10^{-3})$ where both isospin mixing and breaking effects are considered [27]. The uncertainties for theoretical predictions arise from the uncertainty of coupling parameter λ in the interaction vertex $\lambda H^* H V$ with $V = \rho^0, \omega, \phi$. This parameter appears in the form factors $F_{H^* H X}(q^2)$ and $F_{H^* H \gamma}(q^2)$ and takes the value [40]

$$\lambda = (-0.289 \pm 0.016) \text{ GeV}^{-1}. \quad (9)$$

TABLE I. The values $R_{H^*}^\gamma$ and $R_{H^*}^X$ calculated with VMD model and the coupling values $\varepsilon_u = \varepsilon_c = \pm 5.0 \times 10^{-4}$ and $\varepsilon_d = \varepsilon_s = \mp 2.9 \times 10^{-3}$ that corresponds to best-fit parameters without isospin effects in ${}^8\text{Be}^*$ decays considered [27].

Decay mode	$R_{H^*}^\gamma$	$R_{H^*}^X$	R_{H^*}	Experiment
$D^{*0} \rightarrow D^0 e^+ e^-$	6.7×10^{-3}	5.5×10^{-7}	6.7×10^{-3}	$(11.08 \pm 0.9) \times 10^{-3}$ [32]
$D^{*+} \rightarrow D^+ e^+ e^-$	6.6×10^{-3}	$(1.8 \pm 0.1) \times 10^{-4}$	6.8×10^{-3}	
$D_s^{*+} \rightarrow D_s^+ e^+ e^-$	6.7×10^{-3}	$(5.7 \pm 3.0) \times 10^{-3}$	$(1.2 \pm 0.3) \times 10^{-2}$	$(7.2_{-1.6}^{+1.8}) \times 10^{-3}$ [31]

Theoretical predictions denoted by blue and black line segments in Fig. 1 are consistent with the experimental data. On the other hand, $R_{D_s^*}$ calculated with $\varepsilon_u = \pm 3.7 \times 10^{-3}$, $\varepsilon_d = \mp 7.4 \times 10^{-3}$ [12] yields $(3.3 \pm 1.3) \times 10^{-2}$, which significantly deviates from the data. Our result disagrees with the calculation by [30] which gives $R_{D_s^{*+}} = (9.82 \pm 0.60) \times 10^{-3}$. The latter turns out to be not far from the measurement $R_{D_s^{*+}}^{\text{data}}$.

We consider a similar analysis for the decay $D^{*0} \rightarrow D^0 e^+ e^-$. The experimental measurement gives $R_{D^{*0}}^{\text{exp}} = (11.08 \pm 0.9) \times 10^{-3}$ [32] and it is marked in red in Fig. 2. The SM_photon scenario yields $R_{D^{*0}}^\gamma = 6.7 \times 10^{-3}$. The full contributions $R_{D^{*0}} \equiv R_{D^{*0}}^\gamma + R_{D^{*0}}^X$ corresponding to different ranges of new physics couplings are labeled as VMD_2021 and VMD_2023, respectively. Table I presents results of R_{H^*} arising from intermediate photon and X17 boson contributions for three D^* meson decay modes within the VMD model, employing $\varepsilon_u = \varepsilon_c = \pm 5.0 \times 10^{-4}$ and $\varepsilon_d = \varepsilon_s = \mp 2.9 \times 10^{-3}$ that corresponds to best-fit parameters without isospin effects in ${}^8\text{Be}^*$ decays considered [27]. Considering isospin mixing and breaking effects in ${}^8\text{Be}^*$ decays, i.e., $\varepsilon_u = \varepsilon_c = \pm 9.0 \times 10^{-4}$ and $\varepsilon_d = \varepsilon_s = \mp 2.5 \times 10^{-3}$, the corresponding R_{H^*} values are 6.7×10^{-3} , 6.8×10^{-3} , and $(1.0 \pm 0.4) \times 10^{-2}$ for D^{*0} , D^{*+} , and D_s^{*+} decays, respectively.

From Fig. 2, one can see that the observed $R_{D^{*0}}$ is much larger than every theoretical prediction. This implies that the intermediate X17 boson does not significantly enhance $D^{*0} \rightarrow D^0 e^+ e^-$ decay to match with the experimental data. The most straightforward remedy for the situation is by increasing the value of ε_c . However, an overly large ε_c can easily disrupt the agreement between theory and experiment on $R_{D_s^*}$. To circumvent this

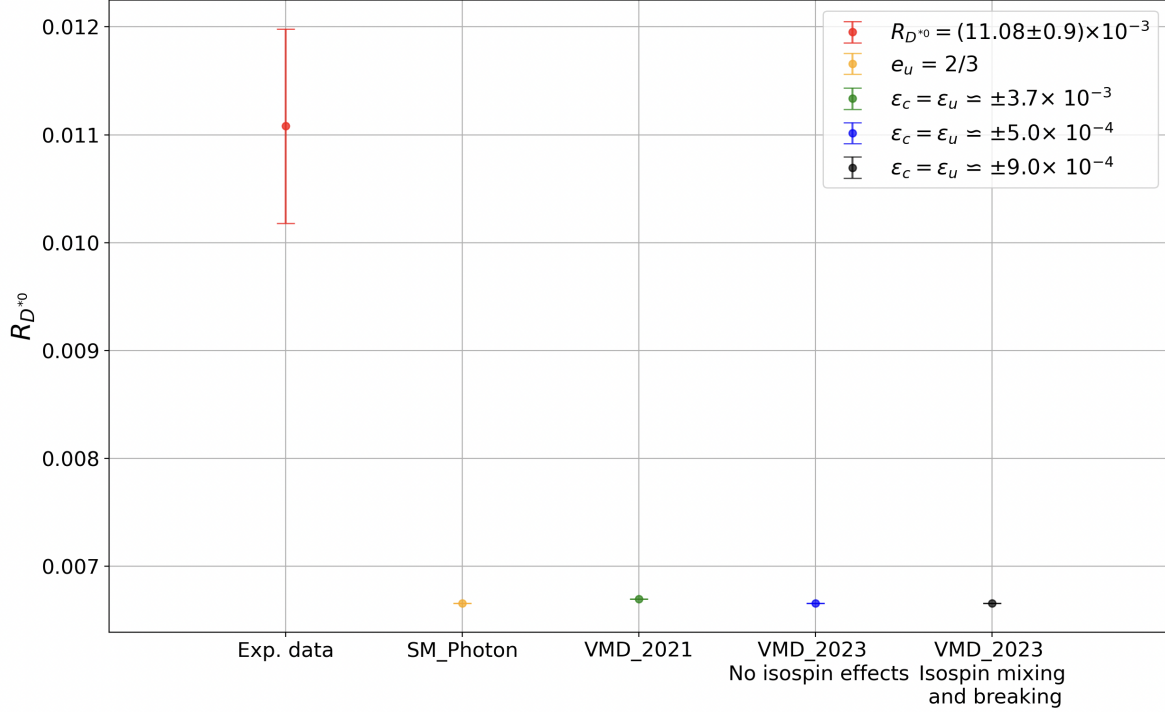


FIG. 2. The experimentally measured and theoretically predicted values for $R_{D_0^*}$. VMD_2021 is the result obtained by VMD approach where $\varepsilon_c = \varepsilon_u$ and $\varepsilon_s = \varepsilon_d$ with $\varepsilon_u = \pm 3.7 \times 10^{-3}$ and $\varepsilon_d = \mp 7.4 \times 10^{-3}$ [12, 25]. The result of VMD_2023 denoted in blue is calculated by applying $(\varepsilon_u, \varepsilon_d) = (\pm 5 \times 10^{-4}, \mp 2.9 \times 10^{-3})$, and that of VMD_2023 denoted in black is obtained by applying $(\varepsilon_u, \varepsilon_d) = (\pm 9 \times 10^{-4}, \mp 2.5 \times 10^{-3})$. The SM prediction is denoted as SM_Photon.

problem, the value of ε_s must also be adjusted accordingly. It is clear that we have to remove the assumption of $\varepsilon_c = \varepsilon_u$ and $\varepsilon_s = \varepsilon_d$.

We observe that the above adjustments of ε_c and ε_s naturally affect the decays of Charmonium ($c\bar{c}$) and ϕ ($s\bar{s}$) mesons. Hence the determination of these coupling parameters should involve the data of such decay modes.

III. X17 COUPLINGS TO CHARM AND STRANGE QUARKS

This section aims to incorporate the decay channels $\psi(2S) \rightarrow \eta_c e^+ e^-$ and $\phi \rightarrow \eta e^+ e^-$ for determining X17 couplings to charm and strange quarks. We use VMD approach to calculate the normalized transition form factor (TFF) $\mathcal{F}_{H^*HV}(q^2)$

$$\mathcal{F}_{H^*HV}(q^2) = \frac{F_{H^*HV}(q^2)}{F_{H^*H\gamma}(0)}, \quad (10)$$

with $V = \gamma, X$. From Eq. (3), we have

$$\begin{aligned} ee_c \langle \eta_c(p_f) | \bar{c} \gamma_\mu c | \psi(2S)(p_i, \epsilon_i) \rangle &= ie F_{\psi(2S)\eta_c\gamma}(q^2) \epsilon_{\mu\rho\alpha\beta} \epsilon_i^\rho p_i^\alpha p_f^\beta, \\ e\epsilon_c \langle \eta_c(p_f) | \bar{c} \gamma_\mu c | \psi(2S)(p_i, \epsilon_i) \rangle &= ie F_{\psi(2S)\eta_c X}(q^2) \epsilon_{\mu\rho\alpha\beta} \epsilon_i^\rho p_i^\alpha p_f^\beta, \end{aligned} \quad (11)$$

with $q = p_i - p_f$. It is clear that

$$\mathcal{F}_{\psi(2S)\eta_c X}(q^2) = \left(\frac{\epsilon_c}{e_c} \right) \times \mathcal{F}_{\psi(2S)\eta_c\gamma}(q^2) = 3\epsilon_c \mathcal{F}_{\psi(2S)\eta_c\gamma}(q^2) / 2. \quad (12)$$

$\mathcal{F}_{\psi(2S)\eta_c\gamma}(q^2)$ is the normalized TFF for a transition between a $\psi(3686)$ and η_c meson mediated by a virtual photon with the momentum q . It has been characterized by the pole approximation as [43]

$$\mathcal{F}_{\psi(2S)\eta_c\gamma}(q^2) = \frac{1}{1 - q^2/\Lambda_{\psi(2S)\eta_c}^2}. \quad (13)$$

The VMD assumption has been phenomenologically successful in explaining TFF behaviors in similar decays. The effective pole mass refers to the mass of the vector meson resonance that is close to the energy scale of the decaying particle. In the analysis of $\psi(2S) \rightarrow \eta_c e^+ e^-$, $\Lambda_{\psi(2S)\eta_c}$ corresponds to the mass of a higher excited state, $m_{\psi(3770)} = (3773.7 \pm 0.4) \text{ MeV}/c^2$ [43]. This framework has provided a coherent explanation for the experimental observations in the Charmonium decays. From Eq. (7), the ratio $R_{\psi(2S)}^X$ between the decay rate of $\psi(2S) \rightarrow \eta_c e^+ e^-$ decay rate and that of $\psi(2S) \rightarrow \eta_c \gamma$ is given by

$$R_{\psi(2S)}^X = 9\epsilon_c^2/4. \quad (14)$$

This is an approximated result in the limit $m_e^2/q^2 \equiv m_e^2/m_X^2 \rightarrow 0$, and $\mathcal{F}_{\psi(2S)\eta_c\gamma}(q^2 = m_X^2) \rightarrow 1$. The measurement by BESIII gives $\text{BR}(\psi(2S) \rightarrow \eta_c e^+ e^-) = (3.77 \pm 0.40_{\text{stat}} \pm 0.18_{\text{syst}}) \times 10^{-5}$ [33]. Utilizing the branching ratio $\text{BR}(\psi(2S) \rightarrow \eta_c \gamma) = (3.6 \pm 0.5) \times 10^{-3}$ [44], one obtains the ratio $R_{\psi(2S)}^{\text{data}} = (1.1 \pm 0.2) \times 10^{-2}$ as reported in [33] as well. The theoretical prediction for the photon-mediated decay rate given by the VMD model is $R_{\psi(2S)}^\gamma = 8.9 \times 10^{-3}$. The tiny difference between $R_{\psi(2S)}^\gamma$ and $R_{\psi(2S)}^{\text{data}}$ gives a strong constraint to $R_{\psi(2S)}^X$, i.e., the coupling parameter ϵ_c .

The decay $\phi \rightarrow \eta e^+ e^-$ is a transition from a pure $\bar{s}s$ state to a mixed state involving up ($\bar{u}u$), down ($\bar{d}d$), and strange ($\bar{s}s$) quark pairs, emitting an electron-positron pair in the process. The measurements by SND [34], CMD-2 [35] and KLOE-2 [36] yield the branching ratio for $\phi \rightarrow \eta e^+ e^-$ as $(1.19 \pm 0.19_{\text{stat.}} \pm 0.07_{\text{syst.}}) \times 10^{-4}$, $(1.14 \pm 0.10_{\text{stat.}} \pm 0.06_{\text{syst.}}) \times$

10^{-4} and $(1.075 \pm 0.007_{\text{stat.}} \pm 0.038_{\text{syst.}}) \times 10^{-4}$, respectively. The VMD approach is utilized to estimate the lepton mass spectrum for the electromagnetic (EM) Dalitz decay $\phi \rightarrow \eta e^+ e^-$. Following the similar approach as that of Eq. (11), we obtain the relation

$$\mathcal{F}_{\phi\eta X}(q^2) = \left(\frac{\varepsilon_s}{e_s} \right) \times \mathcal{F}_{\phi\eta\gamma}(q^2) = -3\varepsilon_s \mathcal{F}_{\phi\eta\gamma}(q^2). \quad (15)$$

Once more $\mathcal{F}_{\phi\eta\gamma}$ can be expressed as a simple pole [45]:

$$\mathcal{F}_{\phi\eta\gamma}(q^2) = \frac{1}{1 - q^2/\Lambda_{\phi\eta}^2}. \quad (16)$$

For the electromagnetic decay process $\phi \rightarrow \eta e^+ e^-$, the pole mass in the VMD would naturally be a $s\bar{s}$ resonance that is close to the decaying ϕ meson in mass. Since $\phi(1680)$ is a higher-mass excited state of the ϕ meson, one thus takes $\Lambda_{\phi\eta} = m_{\phi(1680)} = (1680 \pm 20) \text{ MeV}/c^2$. In the scenario of X17 boson mediated $\phi \rightarrow \eta e^+ e^-$ decay, i.e., $\phi \rightarrow \eta X$ with $X \rightarrow e^+ e^-$, we obtain

$$R_\phi^X = 9\varepsilon_s^2. \quad (17)$$

Similar to the case of $\psi(2S)$ decay, we obtain this result with the approximations $m_e^2/q^2 \equiv m_e^2/m_X^2 \rightarrow 0$, and $\mathcal{F}_{\phi\eta\gamma}(q^2 = m_X^2) \rightarrow 1$. Given the measurements on R_ϕ from three separate experiments and the theoretical prediction, $R_\phi^\gamma = 8.30 \times 10^{-3}$, we are able to determine the allowed range for R_ϕ^X .

The 1σ parameter range allowed by the ratio between $\Gamma(\psi(2S) \rightarrow \eta_c e^+ e^-)$ [33] and $\Gamma(\psi(2S) \rightarrow \eta_c \gamma)$ is denoted by the pink area in Fig. 3. The left panel depicts the allowed range for the $(\varepsilon_c, \varepsilon_s)$ pair while the right panel depicts that for $(\varepsilon_c, \varepsilon_u)$. Furthermore, the left panel of Fig. 3 also shows 1σ ranges for ε_s from the data of SND [34], CMD-2 [35] and KLOE-2 [36] on $\phi \rightarrow \eta e^+ e^-$, denoted by yellow, gray, and purple areas, respectively. The blue band is the allowed range for $(\varepsilon_c, \varepsilon_s)$ by the data of $D_s^{*+} \rightarrow D_s^+ e^+ e^-$ [31]. On the right panel of Fig. 3, the 1σ allowed range for $(\varepsilon_c, \varepsilon_u)$ by the data of $D^{*0} \rightarrow D^0 e^+ e^-$ is denoted by the green areas. Finally the extracted range for $|\varepsilon_u|$ from Refs. [12] and [27] are denoted by black dashed curves and red band, respectively.

We employ the χ^2 statistical test for fitting the coupling parameters, $\varepsilon_c, \varepsilon_s$, and ε_u with the four measurements given in Table II. For $\phi \rightarrow \eta e^+ e^-$ decay, we only employ the data by KLOE-2 [36] since its uncertainty is much smaller than those of earlier measurements. We

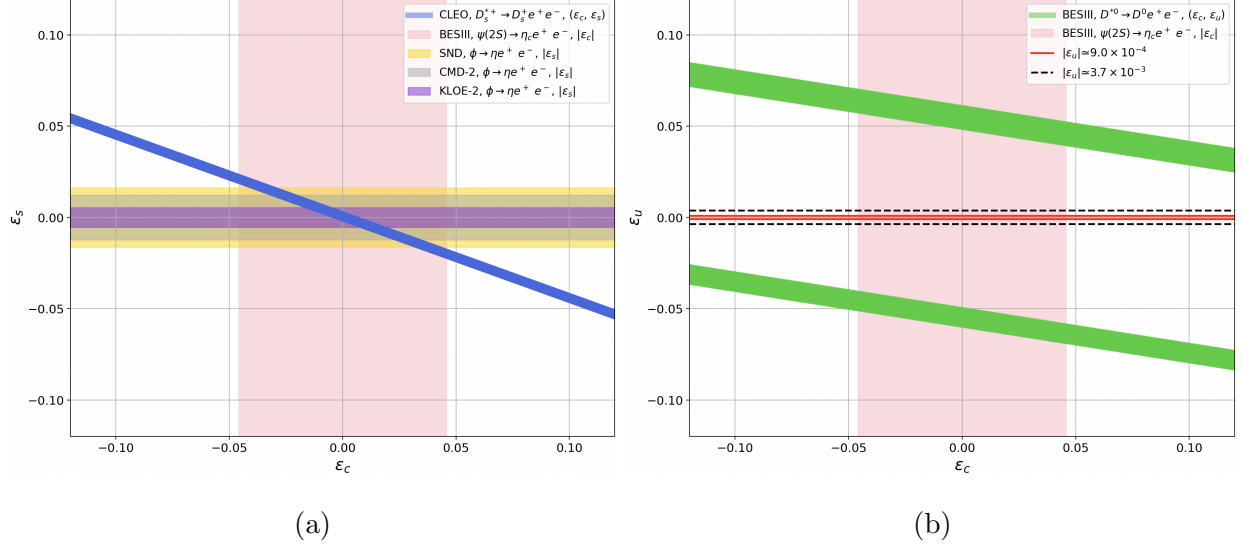


FIG. 3. The allowed ranges for (a) $(\varepsilon_c, \varepsilon_s)$ and (b) $(\varepsilon_c, \varepsilon_u)$ extracted by the data of D_s^{*+} , D^{*0} , $\psi(2S)$ and ϕ decays.

TABLE II. The measured values and the corresponding Standard Model (SM) predictions of four decay ratios of D^{*0} , D_s^{*+} , $\psi(2S)$, and ϕ mesons, respectively.

Decay Ratio	Measured Value	SM Prediction
$\Gamma(D^{*0} \rightarrow D^0 e^+ e^-) / \Gamma(D^{*0} \rightarrow D^0 \gamma)$	$(11 \pm 1) \times 10^{-3}$	6.7×10^{-3}
$\Gamma(D_s^{*+} \rightarrow D_s^+ e^+ e^-) / \Gamma(D_s^{*+} \rightarrow D_s^+ \gamma)$	$(7.2^{+1.8}_{-1.6}) \times 10^{-3}$	6.7×10^{-3}
$\Gamma(\psi(2S) \rightarrow \eta_c e^+ e^-) / \Gamma(\psi(2S) \rightarrow \eta_c \gamma)$	$(11 \pm 2) \times 10^{-3}$	8.9×10^{-3}
$\Gamma(\phi \rightarrow \eta e^+ e^-) / \Gamma(\phi \rightarrow \eta \gamma)$	$(8.31 \pm 0.33) \times 10^{-3}$	8.30×10^{-3}

minimize the χ^2 defined as

$$\chi^2 = \sum_{i=1}^4 \frac{(R_i^{\text{th}}(\varepsilon_c, \varepsilon_s, \varepsilon_u) - R_i^{\text{ob}})^2}{\sigma_i^2} + \frac{(\lambda - \lambda_{\text{best fit}})^2}{\sigma_\lambda^2}, \quad (18)$$

where $R_i^{\text{th}}(\varepsilon_c, \varepsilon_s, \varepsilon_u)$ denotes the theoretically predicted value for the i -th decay ratio, which depends on the parameters ε_c , ε_s , and ε_u . R_i^{ob} refers to the observed value for the i -th decay ratio with σ_i the corresponding uncertainty for the measurement. The parameter λ determines the coupling strength of the heavy meson to light vector mesons, i.e., it appears in the coupling vertex $\lambda H^* H V$. From Eq. (9), we have $\lambda_{\text{best fit}} = -0.289 \text{ GeV}^{-1}$ and $\sigma_\lambda = 0.016$

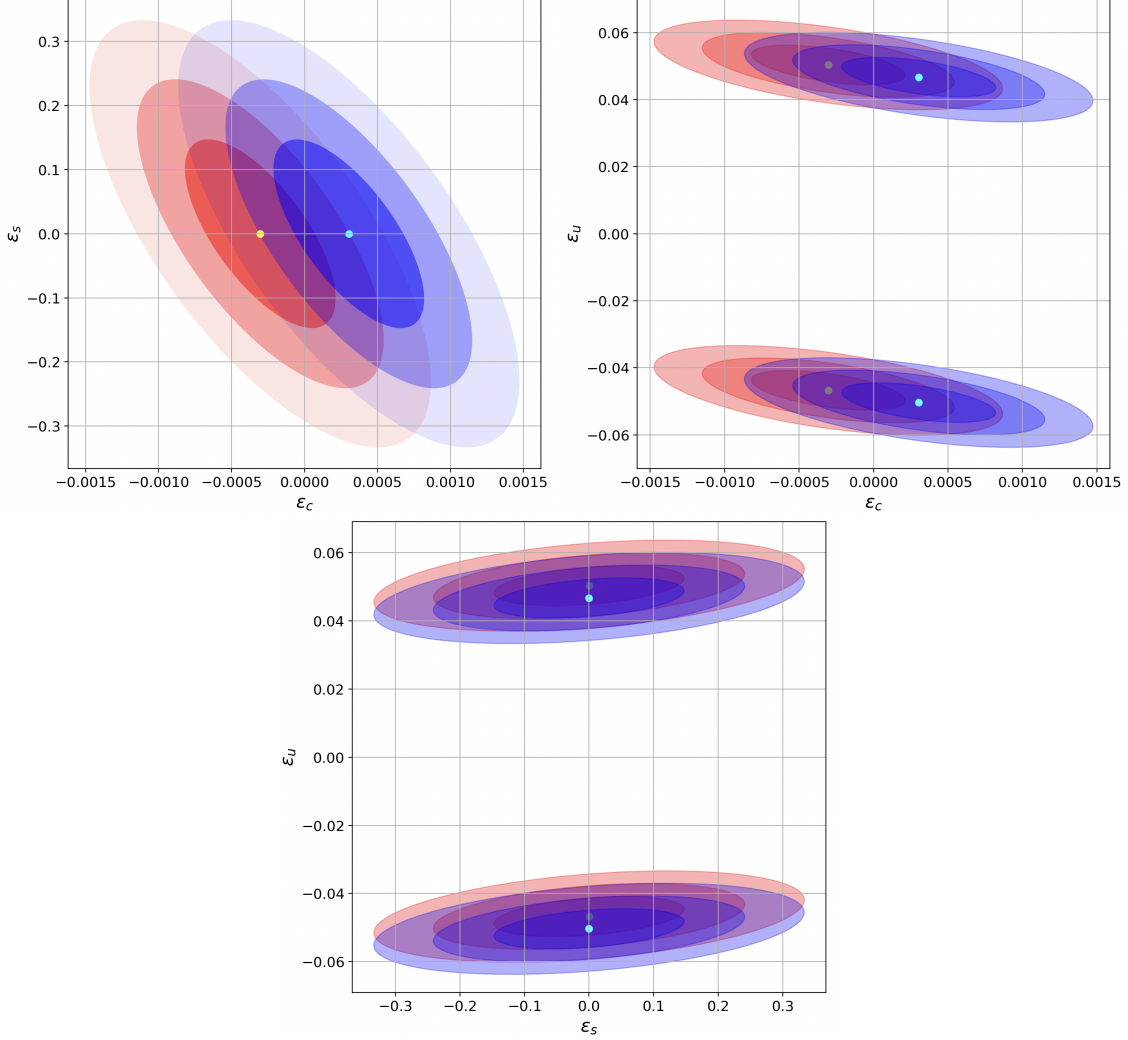


FIG. 4. The best-fitted values and 1, 2, and 3σ ranges of coupling parameters projected onto $(\varepsilon_c, \varepsilon_s)$, $(\varepsilon_c, \varepsilon_u)$, and $(\varepsilon_s, \varepsilon_u)$ planes.

GeV^{-1} . Our fitting uses the measured decay ratios of D^{*0} , D_s^{*+} , $\psi(2S)$, and ϕ mesons as outlined in Table II. The best-fitted values for the coupling parameters are $|\varepsilon_c| = 3 \times 10^{-4}$ and $|\varepsilon_s| = 4 \times 10^{-5}$ while there are two best-fit solutions for $|\varepsilon_u|$, which are 4.7×10^{-2} and 5.0×10^{-2} , respectively. The fitting results projected onto $(\varepsilon_c, \varepsilon_s)$, $(\varepsilon_c, \varepsilon_u)$, and $(\varepsilon_s, \varepsilon_u)$ planes are shown in Fig. 4. Up to the 3σ range, the value of $|\varepsilon_u|$ is of the order 10^{-2} , which is notably larger than that determined from the anomalous decays of ${}^8\text{Be}$, ${}^4\text{He}$, and ${}^{12}\text{C}$, i.e., $|\varepsilon_u| \simeq (0.5 - 0.9) \times 10^{-3}$ [27]. In other words, the value of $|\varepsilon_u|$ extracted from the decays of D^* , $\psi(2S)$, and ϕ mesons is in a serious tension with that extracted by ATOMKI measurements. The significant increase of $|\varepsilon_u|$ in this case can be attributed to

the anomalously large branching ratio of $D^{*0} \rightarrow D^0 e^+ e^-$ measured by BESIII [32] as illustrated by Fig. 2 and the right panel of Fig. 3. We remark that only the decay of D^{*0} among those of D_s^{*+} , D^{*0} , $\psi(2S)$, and ϕ mesons involve X17 couplings to the first generation of quarks, i.e., ε_u specifically.

IV. CONCLUSIONS

The confirmation of couplings between X17 boson and quarks remains a topic of interest to date. The hypothesis of X17 boson has continuously received attentions by the data of anomalous ^8Be , ^4He , and ^{12}C decays over time. The accumulation of data has shifted the most favored coupling strengths from $(\varepsilon_u, \varepsilon_d) = (\pm 3.7 \times 10^{-3}, \mp 7.4 \times 10^{-3})$ [12] to $(\varepsilon_u, \varepsilon_d) = (\pm 5 \times 10^{-4}, \mp 2.9 \times 10^{-3})$ without isospin effects, and $(\varepsilon_u, \varepsilon_d) = (\pm 9 \times 10^{-4}, \mp 2.5 \times 10^{-3})$ with both isospin mixing and breaking effects considered [27]. The persistent decay anomalies outlined above have motivated the testing of X17 hypothesis in the decays of heavy-flavor mesons such as D^* and B^* mesons with the assumption $\varepsilon_b = \varepsilon_s = \varepsilon_d$ and $\varepsilon_c = \varepsilon_u$ [30]. We have revisited this study by focusing on the comparisons of theoretical predictions (with X17 boson mediated effects included) to decay ratios $R_{D_s^{*+}}$ and $R_{D^{*0}}$ with experimental data [31, 32]. For the case of $R_{D_s^{*+}}$, we have found that only the updated values of $\varepsilon_{u,d}$ are consistent with the measurement while the earlier extracted parameter values $(\varepsilon_u, \varepsilon_d) = (\pm 3.7 \times 10^{-3}, \mp 7.4 \times 10^{-3})$ predict a $R_{D_s^{*+}}$ much greater than the measurement (see Fig. 1). Our finding corrects an error by Ref. [30] which concluded that the prediction by $(\varepsilon_u, \varepsilon_d) = (\pm 3.7 \times 10^{-3}, \mp 7.4 \times 10^{-3})$ is consistent with the measurement.

To accommodate the measured $R_{D^{*0}}$, one requires a much larger $|\varepsilon_u|$ under the assumption $\varepsilon_c = \varepsilon_u$. On the other hand, raising the magnitude of ε_c would affect $R_{D_s^{*+}}$ unless the magnitude of ε_s is increased as well since $R_{D_s^{*+}}$ behaves approximately as $|\varepsilon_c + 2\varepsilon_s|$ as indicated by Fig. 3 (left panel). Since ε_s already departs from ε_d in this case, we then also treat ε_u and ε_c as independent parameters in our analysis. To determine the favored ranges for ε_u , ε_c and ε_s , we have performed a fitting to the data of $R_{D_s^{*+}}$, $R_{D^{*0}}$, $R_{\psi(2S)}$, and R_ϕ . The results projected onto $(\varepsilon_c, \varepsilon_s)$, $(\varepsilon_c, \varepsilon_u)$, and $(\varepsilon_s, \varepsilon_u)$ planes are shown in Fig. 4. The best-fitted values for the coupling parameters are $|\varepsilon_c| = 3 \times 10^{-4}$, $|\varepsilon_s| = 4 \times 10^{-5}$, and two solutions for $|\varepsilon_u|$, which are 4.7×10^{-2} and 5.0×10^{-2} , respectively.

It is noteworthy that the value of $|\varepsilon_u|$ remains of the order 10^{-2} up to the 3σ range.

Remarkably, this value is much larger than that determined from the anomalous decays of ^8Be , ^4He , and ^{12}C , i.e., $|\varepsilon_u| = (0.5 - 0.9) \times 10^{-3}$ [27]. Such a tension is caused by the large deviation of the measured $R_{D^{*0}}$ from the Standard Model prediction as shown in Table II. This is also reflected by the right panel of Fig. 3, where both green bands significantly deviate from the line $\varepsilon_u = 0$. In conclusion, we have studied effects of the proposed X17 boson to the decays of D^* , $\psi(2S)$, and ϕ mesons, which involve X17 boson couplings to both the first and second generations of quarks. The above-mentioned tension on the value of ε_u deserves further scrutiny. We note that the decay $D^{*\pm} \rightarrow D^\pm e^+ e^-$ remains to be measured. Furthermore the huge deviation of the measured $D^{*0} \rightarrow D^0 e^+ e^-$ branching ratio to its Standard Model predicted value awaits confirmations from updated measurements.

ACKNOWLEDGEMENTS

This work is supported by National Science and Technology Council, Taiwan, under Grant No. NSTC 112-2112-M-A49-017.

-
- [1] A. J. Krasznahorkay, M. Csatlós, L. Csige, Z. Gácsi, J. Gulyás, M. Hunyadi, T. J. Ketel, A. Krasznahorkay, I. Kuti and B. M. Nyakó, *et al.* Phys. Rev. Lett. **116**, no.4, 042501 (2016).
 - [2] A. J. Krasznahorkay, M. Csatlós, L. Csige, J. Gulyás, T. J. Ketel, A. Krasznahorkay, I. Kuti, Á. Nagy, B. M. Nyakó and N. Sas, *et al.* EPJ Web Conf. **142**, 01019 (2017).
 - [3] A. J. Krasznahorkay, M. Csatlós, L. Csige, J. Gulyás, M. Hunyadi, T. J. Ketel, A. Krasznahorkay, I. Kuti, Á. Nagy and B. M. Nyakó, *et al.* EPJ Web Conf. **137**, 08010 (2017).
 - [4] A. J. Krasznahorkay, M. Csatlós, L. Csige, D. Firak, J. Gulyás, Á. Nagy, N. Sas, J. Timár, T. G. Tornyai and A. Krasznahorkay, Acta Phys. Polon. B **50**, no.3, 675 (2019).
 - [5] N. J. Sas, A. J. Krasznahorkay, M. Csatlós, J. Gulyás, B. Kertész, A. Krasznahorkay, J. Molnár, I. Rajta, J. Timár and I. Vajda, *et al.* [arXiv:2205.07744 [nucl-ex]].
 - [6] D. S. Firak, A. J. Krasznahorkay, M. Csatlós, L. Csige, J. Gulyás, M. Koszta, B. Szihalmi, J. Timár, Á. Nagy and N. J. Sas, *et al.* EPJ Web Conf. **232**, 04005 (2020)
 - [7] A. J. Krasznahorkay, M. Csatlós, L. Csige, J. Gulyás, M. Koszta, B. Szihalmi, J. Timár, D. S. Firak, Á. Nagy and N. J. Sas, *et al.* [arXiv:1910.10459 [nucl-ex]].

- [8] A. J. Krasznahorkay, M. Csatlós, L. Csige, J. Gulyás, A. Krasznahorkay, B. M. Nyakó, I. Rajta, J. Timár, I. Vajda and N. J. Sas, *Phys. Rev. C* **104**, no.4, 044003 (2021) [arXiv:2104.10075 [nucl-ex]].
- [9] A. J. Krasznahorkay, A. Krasznahorkay, M. Begala, M. Csatlós, L. Csige, J. Gulyás, A. Krakó, J. Timár, I. Rajta and I. Vajda, *et al.* *Phys. Rev. C* **106**, no.6, L061601 (2022) [arXiv:2209.10795 [nucl-ex]].
- [10] T. Anh, T. D. Trong, A. J. Krasznahorkay, A. Krasznahorkay, J. Molnár, Z. Pintye, N. A. Viet, N. Nghia, D. T. K. Linh and B. T. Hoa, *et al.* *Universe* **10**, no.4, 168 (2024) [arXiv:2401.11676 [nucl-ex]].
- [11] K. Afanaciev *et al.* [MEG II], [arXiv:2411.07994 [nucl-ex]].
- [12] J. L. Feng, B. Fornal, I. Galon, S. Gardner, J. Smolinsky, T. M. P. Tait and P. Tanedo, *Phys. Rev. Lett.* **117**, no.7, 071803 (2016) [arXiv:1604.07411 [hep-ph]].
- [13] J. L. Feng, B. Fornal, I. Galon, S. Gardner, J. Smolinsky, T. M. P. Tait and P. Tanedo, *Phys. Rev. D* **95**, no.3, 035017 (2017) [arXiv:1608.03591 [hep-ph]].
- [14] B. Pulice, *Chin. J. Phys.* **71**, 506-517 (2021) doi:10.1016/j.cjph.2020.11.021 [arXiv:1911.10482 [hep-ph]].
- [15] J. L. Feng, T. M. P. Tait and C. B. Verhaaren, *Phys. Rev. D* **102**, no.3, 036016 (2020) [arXiv:2006.01151 [hep-ph]].
- [16] T. Nomura and P. Sanyal, *JHEP* **05**, 232 (2021) [arXiv:2010.04266 [hep-ph]].
- [17] J. Kozaczuk, D. E. Morrissey and S. R. Stroberg, *Phys. Rev. D* **95**, no.11, 115024 (2017) [arXiv:1612.01525 [hep-ph]].
- [18] L. Delle Rose, S. Khalil and S. Moretti, *Phys. Rev. D* **96**, no.11, 115024 (2017) [arXiv:1704.03436 [hep-ph]].
- [19] L. Delle Rose, S. Khalil, S. J. D. King, S. Moretti and A. M. Thabt, *Phys. Rev. D* **99**, no.5, 055022 (2019) [arXiv:1811.07953 [hep-ph]].
- [20] L. Delle Rose, S. Khalil, S. J. D. King and S. Moretti, *Front. in Phys.* **7**, 73 (2019) [arXiv:1812.05497 [hep-ph]].
- [21] O. Seto and T. Shimomura, *JHEP* **04**, 025 (2021) [arXiv:2006.05497 [hep-ph]].
- [22] X. Zhang and G. A. Miller, *Phys. Lett. B* **773**, 159-165 (2017) [arXiv:1703.04588 [nucl-th]].
- [23] A. Aleksejevs, S. Barkanova, Y. G. Kolomensky and B. Sheff, [arXiv:2102.01127 [hep-ph]].
- [24] C. Y. Wong, in *Shedding Light on X17* (2022), arXiv:2201.09764 [hep-ph].

- [25] B. Fornal, *Int. J. Mod. Phys. A* **32** (2017), 1730020 [arXiv:1707.09749 [hep-ph]].
- [26] J. R. Batley *et al.* [NA48/2], *Phys. Lett. B* **746** (2015), 178-185 [arXiv:1504.00607 [hep-ex]].
- [27] P. B. Denton and J. Gehrlein, *Phys. Rev. D* **108**, no.1, 015009 (2023) [arXiv:2304.09877 [hep-ph]].
- [28] C. W. Chiang and P. Y. Tseng, *Phys. Lett. B* **767**, 289-294 (2017) [arXiv:1612.06985 [hep-ph]].
- [29] K. Ban, Y. Jho, Y. Kwon, S. C. Park, S. Park and P. Y. Tseng, *JHEP* **04** (2021), 091 [arXiv:2012.04190 [hep-ph]].
- [30] G. L. Castro and N. Quintero, *Phys. Rev. D* **103**, no.9, 093002 (2021) [arXiv:2101.01865 [hep-ph]].
- [31] D. Cronin-Hennessy *et al.* [CLEO], *Phys. Rev. D* **86**, 072005 (2012) [arXiv:1104.3265 [hep-ex]].
- [32] M. Ablikim *et al.* [BESIII], *Phys. Rev. D* **104**, no.11, 112012 (2021) [arXiv:2111.06598 [hep-ex]].
- [33] M. Ablikim *et al.* [BESIII], *Phys. Rev. D* **106**, 112002 (2022) [arXiv:2208.12241 [hep-ex]].
- [34] M. N. Achasov, V. M. Aulchenko, K. I. Beloborodov, A. V. Berdyugin, A. G. Bogdanchikov, A. V. Bozhenok, A. D. Bukin, D. A. Bukin, S. V. Burdin and T. V. Dimova, *et al.* *Phys. Lett. B* **504**, 275-281 (2001)
- [35] R. R. Akhmetshin *et al.* [CMD-2], *Phys. Lett. B* **501**, 191-199 (2001) [arXiv:hep-ex/0012039 [hep-ex]].
- [36] D. Babusci *et al.* [KLOE-2], *Phys. Lett. B* **742**, 1-6 (2015) [arXiv:1409.4582 [hep-ex]].
- [37] P. L. Cho and H. Georgi, *Phys. Lett. B* **296**, 408-414 (1992) [erratum: *Phys. Lett. B* **300**, 410 (1993)] [arXiv:hep-ph/9209239 [hep-ph]].
- [38] J. F. Amundson, C. G. Boyd, E. E. Jenkins, M. E. Luke, A. V. Manohar, J. L. Rosner, M. J. Savage and M. B. Wise, *Phys. Lett. B* **296**, 415-419 (1992) [arXiv:hep-ph/9209241 [hep-ph]].
- [39] H. Y. Cheng, C. Y. Cheung, G. L. Lin, Y. C. Lin, T. M. Yan and H. L. Yu, *Phys. Rev. D* **47**, 1030-1042 (1993) [arXiv:hep-ph/9209262 [hep-ph]].
- [40] P. Colangelo, F. De Fazio and G. Nardulli, *Phys. Lett. B* **316**, 555-560 (1993) [arXiv:hep-ph/9307330 [hep-ph]].
- [41] N. Isgur and M. B. Wise, *Phys. Lett. B* **232**, 113 (1989).
- [42] M. Bando, T. Kugo and K. Yamawaki, *Nucl. Phys. B* **259**, 493 (1985); *Phys. Rep.* **164**, 217 (1988).

- [43] L. M. Gu, H. B. Li, X. X. Ma and M. Z. Yang, Phys. Rev. D **100**, no.1, 016018 (2019) [arXiv:1904.06085 [hep-ph]].
- [44] S. Navas *et al.* [Particle Data Group], Phys. Rev. D **110**, no.3, 030001 (2024)
- [45] A. Faessler, C. Fuchs and M. I. Krivoruchenko, Phys. Rev. C **61**, 035206 (2000) [arXiv:nucl-th/9904024 [nucl-th]].