

Removal of Small Weight Stopping Sets for Asynchronous Unsourced Multiple Access

Frederik Ritter[†], Jonathan Mandelbaum[†], Alexander Fengler[‡], Holger Jäkel[†], and Laurent Schmalen[†]

[†]Karlsruhe Institute of Technology (KIT), Communications Engineering Lab (CEL), 76187 Karlsruhe, Germany

[‡]German Aerospace Center (DLR) Oberpfaffenhofen, 82234 Weßling, Germany

Email: {jonathan.mandelbaum@kit.edu}

Abstract—In this paper, we analyze the formation of small stopping sets in joint factor graphs describing a frame-asynchronous two-user transmission. Furthermore, we propose an algorithm to completely avoid small stopping sets in the joint factor graph over the entire range of symbol delays. The error floor caused by those stopping sets is completely mitigated. Our key observation is that, while the order of bits in the codeword is irrelevant in a single-user environment, it turns out to be crucial in the asynchronous, unsourced two-user system. Subsequently, our algorithm finds a reordering of variable nodes (VNs) which avoids the smallest stopping set in the joint graph. We show that further improvements can be achieved when girth optimization of the single-user graphs by progressive edge growth (PEG) is used in combination with our proposed algorithm. Starting with a randomized code construction with optimized degree distribution, our simulation results show that PEG followed by the proposed algorithm can improve the average per user probability of error (PUPE) in a noiseless channel by almost two orders of magnitude for a broad range of frame delays.

I. INTRODUCTION

Grant-based multiple access schemes are facing a new challenge with the advent of massive machine-type communication (mMTC) [1], [2]. As many transmitters are sending short payloads at random intervals, the signaling required for grant acquisition constitutes a considerable, non-negligible fraction of all transmissions. This reduces the efficiency of the system, taking a toll on, e.g., the energy consumption of the devices.

One contender for a more efficient approach is the unsourced multiple access channel (UMAC) [3]. In a UMAC, all transmitters use the same code and the receiver only recovers the list of transmitted codewords, without attributing codewords to individual transmitters. In this unsourced scheme, user identification is assumed to be handled in another protocol layer, e.g., using headers. Thus, user identification and combating interference on a UMAC are separate tasks that can be tackled individually. For more information on the UMAC and its relevance for next-generation communication standards, the interested reader is referred to [4], [5].

In [6], Liva *et al.* study the unsourced two-user binary adder channel (U-BAC), which is a simplified version of the UMAC in the form of a synchronous channel with only two

users and no noise. Destructive interference occurs on this channel if the two users transmit opposing symbols. This can be modelled as an erasure, indicating similarities to the binary erasure channel (BEC) and enabling the use of low-density parity-check (LDPC) codes and peeling decoding to combat interference between the two users. A challenge described by Liva *et al.* is that only rates below $\frac{1}{2}$ bit/channel use are achievable using linear codes, while the per-user capacity of their channel model is $\frac{3}{4}$ bit/channel use. In [7], it is shown that this limitation for linear codes can be overcome by including frame asynchrony in the channel model. Additionally, a program to find optimized LDPC code ensembles is derived in [7]. Hereby, the error probability is shown to tend to zero if the rate $r < \frac{3}{4}$ and the block length $n \rightarrow \infty$, even if a small fraction of degree-one variable nodes (VNs) is present. The advantage of introducing degree-one VNs is that they reduce the average VN degree $d_{v,avg}$ and, therefore, allow to potentially increase the design rate $r_d = 1 - \frac{d_{v,avg}}{d_{c,avg}}$ [8], where $d_{c,avg}$ denotes the average check node (CN) degree. However, these degree-one VNs can also lead to small stopping sets which result in a high error floor. In [7] it was shown that small stopping sets are unlikely to occur in a random construction for a fixed, non-zero frame delay τ , yet they are highly likely to occur if multiple different values of τ are considered.

Here, we study code constructions that eliminate small weight stopping sets for all $\tau \geq 1$. To this end, we analyze how the smallest degree-one VN stopping sets form. In contrast to a single-user code, where the ordering of codebits is irrelevant to the decoding performance, we observe that the order of columns of a parity-check matrix (PCM) influences the multi-user performance of the code. Hence, we propose an algorithm to remove the smallest degree-one VN stopping sets by simply permuting columns of a given PCM. Furthermore, we find that removing these stopping sets is simplified if an approximately equal number of degree-one VNs is connected to each CN.

II. PRELIMINARIES

In the following, we study the U-BAC, which is defined as

$$Y_i = X_i^{(1)} + X_i^{(2)}, \quad (1)$$

where $X_i^{(1)}, X_i^{(2)} \in \{-1, 1\}$ are the binary phase shift keying (BPSK) symbols sent by the two transmitters at time step $i \in [n] := \{1, \dots, n\}$ and $Y_i \in \{-2, 0, 2\}$ is the received value. Both codewords $\mathbf{X}^{(1)}, \mathbf{X}^{(2)} \in \{-1, 1\}^n$ stem from

This work has received funding from the German Federal Ministry of Education and Research (BMBF) within the project Open6GHub (grant agreement 16KISK010) and the European Research Council (ERC) under the European Union's Horizon 2020 research and innovation programme (grant agreement No. 101001899).

the same code. Although this UMAC is noise-free, we expect that its study is useful for channels with noise. For instance, in [6], the error floor of a code in a noisy two-user channel is explained by its performance on the U-BAC.

LDPC codes are binary linear block codes defined by the null space of a sparse parity-check matrix (PCM) $\mathbf{H} \in \mathbb{F}_2^{m \times n}$ [8]. The associated *Tanner graph* is a bipartite graph consisting of VNs and CNs, where each VN represents a column and each CN represents a row of \mathbf{H} , respectively. A CN c_j is connected to a VN v_i if $H_{ji} = 1$, where H_{ji} is the entry of \mathbf{H} at row j and column i . The degree of a node in the Tanner graph is the number of edges incident to it. The fraction of degree- i VNs is denoted by L_i and the fraction of degree- j CNs is denoted by R_j , respectively. We define the tuples $(L_1, L_2, \dots, L_{d_{v,\max}})$ and $(R_1, R_2, \dots, R_{d_{c,\max}})$ as the VN and CN degree distributions, respectively. Here, $d_{c,\max}$ and $d_{v,\max}$ denote the maximum CN and VN degree, respectively. All codes with a given pair of VN and CN degree distributions constitute an LDPC code *ensemble*.

While, for general (non-linear) codes, the per-user capacity of the U-BAC is $\frac{3}{4}$ bit/channel use, linear codes, including LDPC codes, can only achieve a rate of $\frac{1}{2}$ bit/channel use [6]. *Mild asynchrony* is a form of asynchrony where the delay between the two transmitters grows sub-linearly with the block length. Thus, the fraction of non-overlapping symbols becomes negligible as the block length $n \rightarrow \infty$ and the capacity region of the channel remains unaffected [9, Ch. 24]. Allowing for mild asynchrony, i.e., a delay $o(n) > \tau \geq 1$ between the two transmitters, increases the achievable rate using linear codes to the $\frac{3}{4}$ bit/channel use [7]. Additionally, a coding scheme tolerant to asynchrony simplifies the system design by relaxing the requirements for frame synchronization [7]. Thus, following [7], we extend the U-BAC to the asynchronous U-BAC (AU-BAC) by introducing an arbitrary but fixed delay $\tau \in [\tau_{\max}]$ such that

$$Y_i = X_i^{(1)} + X_{i-\tau}^{(2)}. \quad (2)$$

In contrast to the U-BAC, the received value Y_i is defined for $i \in [n+\tau]$, and, by using the convention that $X_i^{(1)} = X_i^{(2)} = 0$ if $i \notin [n]$, we find $Y_i \in \{-1, 1\}$ if $i \in [\tau] \cup \{n+1, \dots, n+\tau\}$, while $Y_i \in \{-2, 0, 2\}$ otherwise. This change in the output alphabet enables the receiver to unambiguously retrieve the delay τ . While mild asynchrony is required for the asymptotic analysis of the achievable rate, it imposes an additional constraint on real-world implementations. Thus, we consider the more general case of $n \geq \tau \geq 1$ in the remaining paper.

The following analogy to the BEC allows the use of well-studied decoding algorithms [7]: a received $Y_i \in \{\pm 2\}$ defines both individual BPSK symbols $X_i^{(1)}$ and $X_{i-\tau}^{(2)}$ unambiguously. However, a received $Y_i = 0$ causes ambiguity between the two options $X_i^{(1)} = -1, X_{i-\tau}^{(2)} = 1$ and $X_i^{(1)} = 1, X_{i-\tau}^{(2)} = -1$. For $i \leq \tau$, a received $Y_i = \pm 1$ equals the transmitted symbol of the earlier transmitter, while for $i > n$, a received $Y_i = \pm 1$ equals the transmitted symbol of the delayed transmitter. Using these observations, vectors

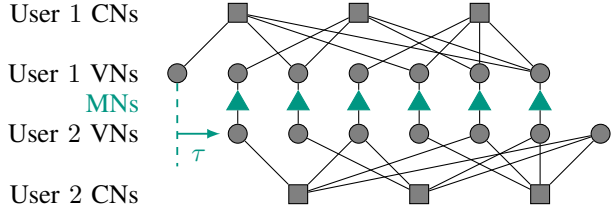


Fig. 1. Exemplary joint graph with a delay $\tau = 1$. VNs are represented by circles, CNs are squares and MNs are triangles.

containing known bits and erasures are constructed for both sent codewords. Subsequently, these vectors are decoded by leveraging BEC decoding techniques, like *peeling decoding* [8]. Additionally, decoding of both codewords is aided by $X_i^{(1)} \neq X_{i-\tau}^{(2)}$ if $Y_i = 0$. Following [7], we model this knowledge using multiple access nodes (MNs) that connect to one VN in each peeling decoding. If a VN with $Y_i = 0$ is recovered in the decoder of one user, its negated value is propagated to the VN in the decoder of the other user via the MN connecting the two VNs. Fig. 1 shows the factor graph corresponding to this setup consisting of two Tanner graphs interconnected by MNs. We call this graph the *joint graph*. Even though the degree of VNs connected to an MN is incremented compared to the single-user Tanner graph, we only count the edges in the Tanner graph of a single user to define the degree of a VN. This maintains consistency with literature on LDPC codes.

To evaluate decoding performance, we use the PUPE which is introduced in [3] and is defined as

$$\text{PUPE} = \frac{1}{2}P(\mathbf{X}^{(1)} \notin \mathcal{L}) + \frac{1}{2}P(\mathbf{X}^{(2)} \notin \mathcal{L}), \quad (3)$$

where \mathcal{L} is the set of codewords output by the decoding algorithm. In this paper, \mathcal{L} contains two codewords if decoding converges, else it is empty. Note, that attributing messages to the transmitters is not required due to the unsourced paradigm.

Peeling decoding stops if an erased *stopping set* is detected. A stopping set is a set of VNs, such that any factor node (i.e., MN or CN) is connected to at least two VNs in the set [8]. For the joint decoding approach, these stopping sets manifest in the joint graph. In [7], the authors describe a family of stopping sets consisting of $4K$ degree-one VNs, with $K \in \mathbb{N}$. In particular, small stopping sets with $K = 1$ form with a high probability and induce a high PUPE. The next section analyzes the emergence and removal of these stopping sets.

III. REMOVAL OF SMALL WEIGHT STOPPING SETS

We start the analysis of stopping sets by noting a difference between single-user decoding and asynchronous two-user decoding: the order of the code bits, i.e., the order of the columns in the PCM \mathbf{H} , affects the decoding performance in the two-user case, but not in the single-user case. For the discussion in this paper, we define the location of a VN as the position of the bit corresponding to that VN in the codeword. The order of VNs and distances between VNs are defined likewise. Each MN connects a VN in the graph of user 1 with a VN that is located τ code positions before it in the graph of user 2. Thus,

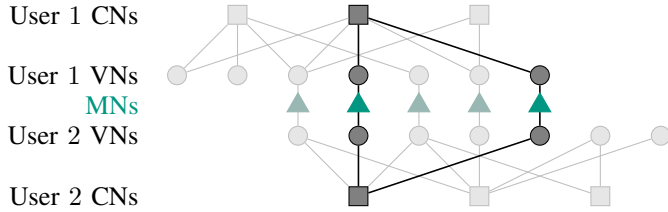


Fig. 2. A joint graph for $\tau = 2$ with a highlighted 4SET.

changing the order of the VNs alters the graph structure and, therefore, the decoding performance.

Fig. 2 depicts the smallest possible stopping set in the joint graph, which we name the four degree-one VN stopping set (4SET). A 4SET consists of two pairs of degree-one VNs, one pair from each of the interconnected Tanner graphs. Hereby, both VNs in a pair are connected to the same CN. Each VN is connected to a VN in the other pair via an MN.

Due to its small number of edges, the 4SET has the highest multiplicity and, hence, it is the most probable stopping set to form in the joint graph of randomly generated codes. Furthermore, if each code bit takes the values 0 or 1 with equal probability, the 4SET is erased with probability $\frac{1}{4}$, inducing a high PUPE [7]. In the following, we analyze the conditions in which 4SETs form and introduce a simple method of eliminating them for all delays τ . Subsequently, we discuss cases in which this simple method is insufficient and demonstrate an approach capable of eliminating 4SETs for a significantly broader range of code ensembles.

A. Properties of 4SETs

To describe the formation of 4SETs, we use multisets denoted by $\{\cdot\}_m$. The multiplicity function $m_{\mathcal{X}}(x)$ counts how often the multiset \mathcal{X} contains x and the operand \uplus denotes a union of multisets where multiplicities of the individual multisets are summed, e.g., $\{a, b\}_m \uplus \{a, a, b\}_m = \{a, a, a, b, b\}_m$.

We define the set $\mathcal{V}_j \subset \{1, \dots, n\}$ to consist of the locations of degree-one VNs connected to CN c_j . Furthermore, we define the distance multisets \mathcal{D}_j per CN c_j and the total distance multiset \mathcal{D} :

$$\mathcal{D}_j = \{|k - \ell| : k, \ell \in \mathcal{V}_j, k > \ell\}_m \quad \text{and} \quad (4)$$

$$\mathcal{D} = \biguplus_{j=1}^m \mathcal{D}_j. \quad (5)$$

Example: For the two Tanner graphs in the joint graph in Fig. 2, the degree-one VN sets per CN are $\mathcal{V}_1 = \{2, 5\}$, $\mathcal{V}_2 = \{4, 7\}$ and $\mathcal{V}_3 = \emptyset$. As a result the distance multisets are $\mathcal{D}_1 = \{3\}_m$, $\mathcal{D}_2 = \{3\}_m$ and $\mathcal{D}_3 = \{\}_m$, leading to $\mathcal{D} = \{3, 3\}_m$. Both degree-one VN pairs \mathcal{V}_1 and \mathcal{V}_2 lead to the same distance 3. Consequently, there exists a delay τ such that the two VN pairs align and form the 4SET shown in Fig. 2.

We formalize this notion in the following theorems.

Theorem 1 (4SET-free PCM): Given a PCM \mathbf{H} , if the corresponding total distance multiset \mathcal{D} contains only unique elements, no 4SETs can form in the joint graph for any delay $\tau > 0$. We call this a 4SET-free PCM.

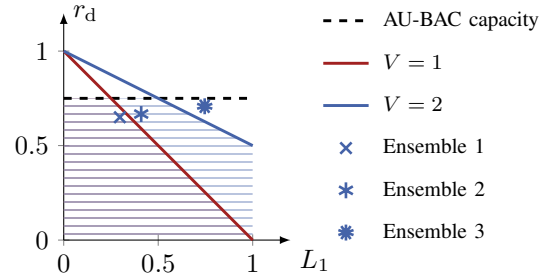


Fig. 3. (L_1, r_d) -region with different ensembles and values for V marked.

TABLE I
DEGREE DISTRIBUTIONS OBTAINED USING THE OPTIMIZATION FROM [7]

	Ensemble 1	Ensemble 2	Ensemble 3
V	0.85	1.2	2.55
r_d	0.65	0.667	0.708
L_1	0.297	0.41	0.746
L_2	0.703	0.59	0.254
R_3	0.064	—	—
R_4	0.789	0.87	0.706
R_5	—	—	0.294
R_{10}	0.147	0.13	—

Proof: A 4SET contains two pairs of degree-one VNs $\{i_1, i_1 + d\}$ and $\{i_2, i_2 + d\}$, such that both VNs in the respective pair connect to the same CN. If $\tau \geq 1$, these must be two distinct pairs, i.e., $i_1 \neq i_2$ and at least one entry in \mathcal{D} is not unique as $m_{\mathcal{D}}(d) \geq 2$. Therefore, if all entries of \mathcal{D} are unique, there are no 4SETs. ■

Theorem 2 (Converse): If the total difference multiset \mathcal{D} contains non-unique elements, there exists a delay $\tau \geq 1$, such that a 4SET forms in the joint graph.

Proof: Let d be the non-unique element of \mathcal{D} . There exist at least two distinct pairs $\{i_1, i_1 + d\}$ and $\{i_2, i_2 + d\}$ of degree-one VNs, such that both VNs in a pair connect to the same CN. Without loss of generality, we assume $i_1 > i_2$ and find that a 4SET forms for $\tau = i_1 - i_2$. ■

According to Theorem 1, the search for a 4SET-free PCM can be expressed as the search for a total distance multiset \mathcal{D} with unique elements. Ensuring that the elements of \mathcal{D} are unique is simplified if $|\mathcal{D}|$ is reduced.

Theorem 3: For a fixed number of degree-one VNs and a fixed number of CNs, $|\mathcal{D}|$ is minimized if, $||\mathcal{V}_u| - |\mathcal{V}_w|| \leq 1$, $\forall u, w \in [m]$. We refer to this as an even distribution of degree-one VNs across all CNs.

Proof: For the proof see Appendix A. ■

We define the average number of degree-one VNs connected to each CN as

$$V := \frac{L_1}{1 - r_d}. \quad (6)$$

If $V \leq 1$, evenly distributing degree-one VNs across CNs ensures $|\mathcal{V}_j| \leq 1$ for all CNs c_j , i.e., $|\mathcal{D}| = 0$, resulting in a 4SET-free PCM. Fig. 3 highlights the (L_1, r_d) -region in which $V \leq 1$ and this approach is applicable.

Table I presents a set of degree distributions optimized using the methods proposed in [7] and chosen to demonstrate a wide range of values for V . Each pair of VN and CN degree

Algorithm 1 Convert a PCM H into a 4SET-free PCM

Require: Parity check matrix $H \in \mathbb{F}_2^{m \times n}$

$\mathcal{D}' := \{\}_m$

for $j = 1$ to m **do**

$\mathcal{V}'_j := \emptyset$

while $|\mathcal{V}'_j| < \#$ degree-one VNs connected to CN c_j **do**

 Choose random $k \in [n] \setminus \bigcup_{j' < j} \mathcal{V}'_{j'}$

if elements of $\{|k - \ell| : \ell \in \mathcal{V}'_j\}_m \uplus \mathcal{D}'$ unique **then**

$\mathcal{V}'_j := \mathcal{V}'_j \cup \{k\}$

$\mathcal{D}' := \mathcal{D}' \uplus \{|k - \ell| : \ell \in \mathcal{V}'_j\}_m$

if max. number of iterations reached **then**

 Failed to convert H into a 4SET-free PCM

 Permute columns of H according to $\{\mathcal{V}'_1, \dots, \mathcal{V}'_m\}$

return H

distributions occupies a point in the (L_1, r_d) -plane. The points for the three degree distributions in Table I are shown in Fig. 3. Note that the approaches proposed in this paper add more structure to the constructed codes, e.g., by distributing the degree-one VNs evenly across all CNs. Thus, these codes form a subset of the full ensemble of random edge permutations for a given pair of degree distribution. The density evolution (DE) in [7] is derived for codes from this unconstrained ensemble and is, therefore, not valid for our codes. However, we expect the differences to be minimal and our simulation results show that our proposed methods achieve low error probabilities with degree distributions optimized following the DE. In the next subsection, we propose how to deal with $V > 1$.

B. Refined Removal of 4SETs

A 4SET-free PCM can be created for Ensemble 1 by distributing degree-one VNs across CNs evenly, as it has $V \approx 0.89 \leq 1$. However, more refined methods must be used for the two remaining degree distribution pairs.

For $V \leq 2$ it is possible to give a deterministic construction that fully avoids 4SETs. We can construct a 4SET-free PCM for an ensemble with $L_1 = 1$ and $r_d = \frac{1}{2}$ by choosing $\mathcal{V}_j = \{\frac{n+1}{2} \pm (j - \frac{1}{2})\}$. This construction can be extended to find 4SET-free PCMs for ensembles with $V \leq 2$ (see Appendix B) and allows us to find a 4SET-free PCM for Ensemble 2. However, for $V > 2$ no such deterministic solution is known to the authors.

Instead, we propose the stochastic Algorithm 1 to optimize PCMs sampled from degree-distributions such as Ensemble 3. Consider a PCM $H \in \mathbb{F}_2^{m \times n}$. Then, for each CN c_j , this algorithm iteratively samples degree-one VN locations k and checks whether adding k to the new degree-one VN locations per CN set \mathcal{V}'_j would create duplicates in the new total distance multiset \mathcal{D}' . Location k is only added to \mathcal{V}'_j if it causes no duplicates. After all $\mathcal{V}'_1, \dots, \mathcal{V}'_m$ are constructed, the columns of the PCM H are permuted such that the VN locations in the new PCM match the VN locations in the found $\mathcal{V}'_1, \dots, \mathcal{V}'_m$. As the total distance multiset of the resulting PCM only contains unique elements, the returned PCM is 4SET-free, i.e., no 4SET can form in the joint graph for any $\tau > 0$.

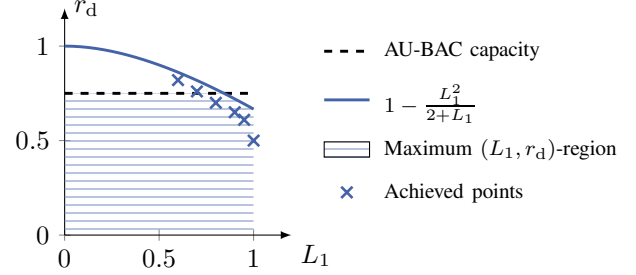


Fig. 4. (L_1, r_d) -region with bound on points for which a 4SET free PCM exists.

Algorithm 2 Degree-one VN stopping set removal

Require: Parity check matrix $H \in \mathbb{F}_2^{m \times n}$

repeat

 Find set of \mathcal{V}_j using Algorithm 1

until All \mathcal{V}_j cause no larger degree-one VN stopping-sets

 Permute columns of H according to $\{\mathcal{V}_1, \dots, \mathcal{V}_m\}$

return H

Our simulations show that this algorithm produces 4SET-free PCMs in most cases of interest, even for initial PCMs with degree-one VNs not distributed evenly across all CNs. One advantage of the proposed algorithm is that it works by only permuting the columns of the PCM. Thus, all single-user properties of the PCM remain unaffected.

To analyze the effectiveness of the proposed algorithm, we bound the maximum possible (L_1, r_d) -region for which 4SET-free PCMs exists. The size of the total distance multiset is lower bounded by (see Appendix C)

$$|\mathcal{D}| \geq m \cdot \frac{V(V-1)}{2}. \quad (7)$$

Since distances larger than $n-1$ cannot occur, the elements of \mathcal{D} can only take on values in $[n-1]$. Hence, if \mathcal{D} only contains unique elements (see Theorem 1),

$$n-1 \geq |\mathcal{D}| \geq m \cdot \frac{V(V-1)}{2}. \quad (8)$$

Using (6) and $m = n(1-r_d)$ yields the asymptotic upper bound

$$r_d \leq 1 - \frac{L_1^2}{2+L_1}. \quad (9)$$

Fig. 4 illustrates this bound in the (L_1, r_d) -region. No 4SET-free PCM can be found for ensembles outside the bound. Yet, it remains an open question whether the bound is achievable. Additionally, Fig. 4 contains points which we achieved using Algorithm 1. A small gap between the achieved points and the upper bound remains and could possibly be reduced by improving Algorithm 1. However, Fig. 4 demonstrates that, heuristically, Algorithm 1 is capable of finding 4SET-free PCMs for the vast majority of (L_1, r_d) -pairs.

Finally, larger degree-one VN stopping sets have a smaller multiplicity than the 4SET and are, hence, less probable to form in the joint graph. A PCM with no degree-one VN stopping sets can typically be found by running Algorithm 1 sufficiently often. For instance, this is possible for Ensembles 1

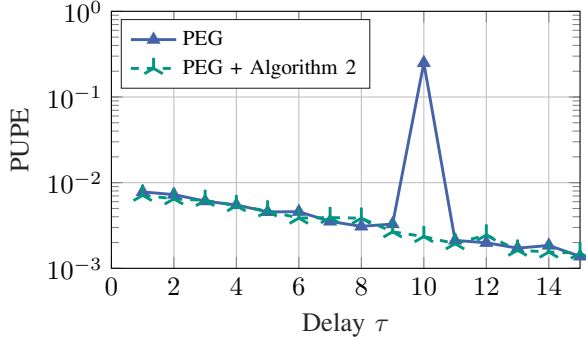


Fig. 5. PUPE of a $n = 500$ code constructed from Ensemble 2 using PEG for different values of τ . 100 000 transmissions are simulated per point. The PUPE peak at $\tau = 10$ is caused by a 4SET.

and 2, with 10 to 20 runs of Algorithm 1. For Ensemble 3, this approach did not succeed. One way of testing a PCM for degree-one VN stopping sets is explained in Appendix D. We name the process of iteratively applying Algorithm 1 *degree-one VN stopping set removal* and summarize it in Algorithm 2.

IV. NUMERICAL RESULTS

Theorem 3 states that degree-one VNs which are distributed evenly across all CNs minimize the total distance multiset size. We assume that this reduces the possible number of non-unique distances, thereby reducing the probability of 4SETs and making their removal easier. Thus, to refine the random code construction (RCC) used in [7], for which all edges in the Tanner graph are randomly permuted, we propose *Even-RCC*, in which degree-one VNs are first distributed randomly, but evenly, across all CNs. Thereafter, the remaining edges are added randomly. An alternative to RCC is progressive edge growth (PEG), which constructs codes while greedily maximizing the local girth when placing each edge [10]. In this way, it reduces the number of short cycles and improves decoding performance in the single-user case. We use the PEG implementation published on [11]. As PEG first processes VNs of low degrees and always chooses the CN with the lowest degree in these first iterations, it inherently distributes degree-one VNs evenly across all CNs. This, in combination with its known single-user advantages, makes PEG a promising code construction technique for the AU-BAC. Since Algorithm 2 only permutes columns, it does not alter the structure of the input PCM. Thus Even-RCC as well as PEG can both be combined with Algorithm 2 as a second step.

Fig. 5 demonstrates the effect of a 4SET by tracking the PUPE of one code realization from Ensemble 2 for different delays τ . For $\tau = 10$, a 4SET forms in the joint graph and the PUPE spikes to $\frac{1}{4}$. Such spikes increase the average PUPE in a system with random delays. We employ Algorithm 2 to successfully remove the 4SET. Fig. 6 shows that the spike is mitigated, significantly reducing the average PUPE.

Fig. 6 shows the average PUPE at different block lengths n , using a variety of construction methods. For each simulated transmission, a random delay $\tau \in [50]$ is chosen and an average over 2000 codes is computed. Plain RCC leads to an error floor at a PUPE of 0.03. Many stopping sets occur

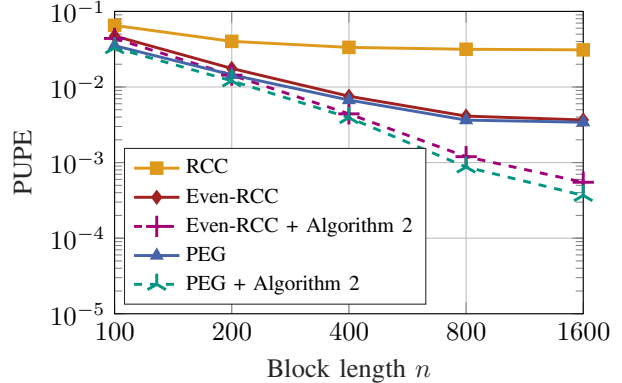


Fig. 6. Average PUPE of 2000 codes from Ensemble 2 ($V \approx 1.2$) with a random delay $\tau \in [50]$ and for different block lengths n . 2000 transmissions are simulated per code and block length.

with this construction method and the PUPE does not drop with increasing block lengths. In line with Theorem 3 and the expectation that minimal $|\mathcal{D}|$ typically leads to less 4SETs, Even-RCC reduces the error floor to a PUPE of 0.0035, i.e., by one order of magnitude. Using PEG instead of Even-RCC yields only a small decrease in the PUPE. This hints that, for the AU-BAC, the single-user properties of the used PCM are significantly less important than multi-user properties such as the structure of the joint graph. Finally, removing all degree-one VN stopping sets leads to a further reduction in PUPE and no visible error floor for the simulated block lengths. At the highest simulated block length of $n = 1600$, using PEG with degree-one VN stopping set removal reduces the PUPE by a factor of 84.2 compared to RCC and a factor of 9.29 compared to plain PEG. For the simulated ensemble and block lengths, transmission at a target PUPE of 10^{-3} or below is only possible if degree-one VN stopping sets are removed.

V. CONCLUSION

In this work, we analyzed the formation of small weight stopping sets in the joint graph of a AU-BAC, which is a noise-free UMAC with frame asynchrony. We observe that the order of columns in the PCM influences the decoding performance in the asynchronous, unsourced two-user case, while it is irrelevant in the single-user case. Subsequently, we analyze the conditions in which a 4SET can occur in terms of VN locations and distances between VNs. We propose an algorithm to remove 4SETs from a PCM for all delays $\tau \geq 1$ by simply permuting its columns. Additionally, we note that distributing degree-one VNs evenly across all CNs during PCM construction optimizes the conditions for no 4SETs to form. This happens inherently if PEG is used to construct the PCM. Numerical simulations support our theoretical results and demonstrate that distributing degree-one VNs evenly across all CNs using PEG reduces the average PUPE by a factor of 9.07 compared to RCC. Furthermore, the removal of all degree-one VN stopping sets by employing the developed algorithm reduces the average PUPE by a factor of 84.2, compared to RCC.

REFERENCES

- [1] J. Choi, J. Ding, N.-P. Le, and Z. Ding, "Grant-free random access in machine-type communication: Approaches and challenges," *IEEE Wireless Commun.*, vol. 29, no. 1, pp. 151–158, Feb. 2022.
- [2] Y. Yuan, Z. Yuan, G. Yu, C.-h. Hwang, P.-k. Liao, A. Li, and K. Takeda, "Non-orthogonal transmission technology in LTE evolution," *IEEE Commun. Mag.*, vol. 54, no. 7, pp. 68–74, Jul. 2016.
- [3] Y. Polyanskiy, "A perspective on massive random-access," in *Proc. IEEE ISIT*, Aachen, Germany, 2017.
- [4] S. Miao, C. Kestel, L. Johannsen, M. Geiselhart, L. Schmalen, A. Balatsoukas-Stimming, G. Liva, N. Wehn, and S. ten Brink, "Trends in channel coding for 6G," *Proc. IEEE*, vol. 112, no. 7, pp. 653–675, Jul. 2024.
- [5] G. Liva and Y. Polyanskiy, "Unsources multiple access: A coding paradigm for massive random access," *Proc. IEEE*, vol. 112, no. 9, pp. 1214–1229, Sep. 2024.
- [6] —, "On coding techniques for unsourced multiple-access," in *Proc. Asilomar Conf. on Signals, Systems, and Computers*, Pacific Grove, CA, USA, 2021.
- [7] A. Fengler, A. Lancho, K. Narayanan, and Y. Polyanskiy, "On the advantages of asynchrony in the unsourced MAC," in *Proc. IEEE ISIT*, Taipei, Taiwan, 2023.
- [8] T. J. Richardson and R. L. Urbanke, *Modern Coding Theory*. Cambridge University Press, 2008.
- [9] A. El Gamal and Y.-H. Kim, *Network Information Theory*. Cambridge University Press, 2011.
- [10] X.-Y. Hu, E. Eleftheriou, and D. Arnold, "Regular and irregular progressive edge-growth Tanner graphs," *IEEE Trans. Inf. Theory*, vol. 51, no. 1, pp. 386–398, Jan. 2005.
- [11] D. J. MacKay and X.-Y. Hu, "Source code for progressive edge growth parity-check matrix construction," 2008. [Online]. Available: https://inference.org.uk/mackay/PEG_ECC.html

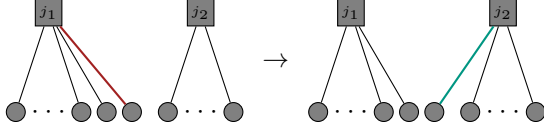


Fig. 7. Operation modifying one edge to spread degree-one VNs more evenly across CNs.

APPENDIX A PROOF OF THEOREM 3

First, we show that an uneven distribution of degree-one VNs across CNs can not minimize $|\mathcal{D}|$. Then, we demonstrate that $|\mathcal{D}|$ is equal for all even distributions of VNs across CNs.

Assume a Tanner graph in which we distribute the degree-one VNs unevenly across all CNs. This necessarily leads to two sets \mathcal{V}_{j_1} and \mathcal{V}_{j_2} with

$$|\mathcal{V}_{j_1}| \geq |\mathcal{V}_{j_2}| + 2. \quad (10)$$

Now, we consider the following operation, which is illustrated in Fig. 7: remove one degree-one VN from CN j_1 and move it to CN j_2 . This results in

$$|\mathcal{V}'_{j_1}| = |\mathcal{V}_{j_1}| - 1 \quad \text{and} \quad (11)$$

$$|\mathcal{V}'_{j_2}| = |\mathcal{V}_{j_2}| + 1. \quad (12)$$

Let the multisets \mathcal{D}_{j_1} , \mathcal{D}_{j_2} , \mathcal{D}'_{j_1} and \mathcal{D}'_{j_2} be the distance multisets corresponding to \mathcal{V}_{j_1} , \mathcal{V}_{j_2} , \mathcal{V}'_{j_1} and \mathcal{V}'_{j_2} , respectively. Then, with

$$|\mathcal{D}_j| = \binom{|\mathcal{V}_j|}{2}, \quad (13)$$

we can show, that

$$|\mathcal{D}_{j_1}| + |\mathcal{D}_{j_2}| > |\mathcal{D}'_{j_1}| + |\mathcal{D}'_{j_2}|. \quad (14)$$

Using (13) as well as (11) and (12), we expand (14) to

$$\binom{|\mathcal{V}_{j_1}|}{2} + \binom{|\mathcal{V}_{j_2}|}{2} > \binom{|\mathcal{V}_{j_1}| - 1}{2} + \binom{|\mathcal{V}_{j_2}| + 1}{2}, \quad (15)$$

which we subsequently simplify using the definition of the binomial coefficient. Finally, the inequality reduces to

$$|\mathcal{V}_{j_1}| > 1 + |\mathcal{V}_{j_2}|, \quad (16)$$

which is true, as it is equivalent to (10). Thus, the statement (14) is also true.

As $|\mathcal{D}| = \sum_j |\mathcal{D}_j|$, and only \mathcal{D}_{j_1} and \mathcal{D}_{j_2} are modified, the described operation reduces the cardinality $|\mathcal{D}|$ of the total distance multiset. Hence, any Tanner graph in which the degree-one VNs are not distributed evenly across all CNs does not minimize $|\mathcal{D}|$. Finally, in Tanner graphs in which they are distributed evenly, no operation can change the number of sets \mathcal{V}_j with a given cardinality, without violating the even distribution. Therefore, all Tanner graphs with an even distribution of degree-one VNs across CNs lead to the same $|\mathcal{D}|$.

APPENDIX B DETERMINISTIC CONSTRUCTION FOR $V \leq 2$

We can construct a 4SET-free PCM for an ensemble with $L_1 = 1$ and $r_d = \frac{1}{2}$ by choosing $\mathcal{V}_j = \{\frac{n+1}{2} \pm (j - \frac{1}{2})\}$. To show how this can be extended to other ensembles with $V \leq 2$, we outline how to convert a PCM with no more than two degree-one VNs connected to any CN, into a 4SET-free PCM. First, we identify all CNs connected to two degree-one VNs and select all degree-one VNs connected to them. Then, we permute the PCM columns corresponding to these VNs to resemble the structure described for $L_1 = 1$, $r_d = \frac{1}{2}$. The resulting PCM is 4SET-free regardless of how the remaining PCM columns are arranged. For instance, the PCM

$$\mathbf{H} = \begin{pmatrix} 0 & 0 & 1 & 0 & 0 & 0 & 0 & 0 & 0 \\ 1 & 0 & 0 & 0 & 1 & 0 & 0 & 1 & 0 \\ 0 & 1 & 0 & 0 & 0 & 0 & 1 & 0 & 0 \\ 0 & 0 & 1 & 1 & 0 & 0 & 0 & 1 & 1 \\ 0 & 0 & 0 & 0 & 0 & 1 & 0 & 0 & 0 \end{pmatrix} \quad (17)$$

contains no more than two degree-one VNs per CN. The rows 2, 3 and 4 correspond to CNs connected to two degree-one VNs, which correspond to columns 1 and 5, 2 and 7, as well as 5 and 9. We permute these columns to form the structure found for $L_1 = 1$, $r_d = \frac{1}{2}$:

$$\begin{pmatrix} 0 & 0 & 0 & 0 & 0 & 0 & 0 & 0 & 0 \\ 0 & 0 & 1 & 1 & 0 & 0 & \dots & 0 & 0 \\ 0 & 1 & 0 & 0 & 1 & 0 & \dots & 0 & 0 \\ 1 & 0 & 0 & 0 & 0 & 0 & 1 & 0 & 0 \\ 0 & 0 & 0 & 0 & 0 & 0 & 0 & 0 & 0 \end{pmatrix} \quad (18)$$

Finally, we append the remaining columns in an arbitrary order to form

$$\mathbf{H}_{4\text{SET-free}} = \begin{pmatrix} 0 & 0 & 0 & 0 & 0 & 0 & 1 & 0 & 0 \\ 0 & 0 & 1 & 1 & 0 & 0 & 0 & 0 & 1 \\ 0 & 1 & 0 & 0 & 1 & 0 & 0 & 0 & 0 \\ 1 & 0 & 0 & 0 & 0 & 1 & 1 & 0 & 1 \\ 0 & 0 & 0 & 0 & 0 & 0 & 0 & 1 & 0 \end{pmatrix}. \quad (19)$$

APPENDIX C LOWER BOUND ON DISTANCE SET SIZE

To lower bound the total distance multiset size

$$|\mathcal{D}| = \sum_{j=1}^m \frac{|\mathcal{V}_j|(|\mathcal{V}_j| - 1)}{2} \quad (20)$$

we use the fact that $f(x) = x(x-1)/2$ is convex. Applying Jensen's inequality we can state

$$\sum_{j=1}^m \frac{1}{m} f(|\mathcal{V}_j|) \geq f\left(\sum_{j=1}^m \frac{1}{m} |\mathcal{V}_j|\right) = f(V), \quad (21)$$

where V is the average number of degree-one VNs per CN. Multiplying both sides of the inequality with m and applying (20) results in (7).

APPENDIX D

TEST FOR DEGREE-ONE VN STOPPING-SETS

To check whether degree-one VN stopping sets exist for a given delay τ and a given PCM \mathbf{H} , we use the modified PCM $\mathbf{H}^1 = (\mathbf{h}_1^1 \cdots \mathbf{h}_n^1)$, in which all columns not corresponding to degree-one VNs are set to contain only zeros. This modified PCM is then stacked to form

$$\tilde{\mathbf{H}}^1 = \begin{pmatrix} \mathbf{h}_\tau^1 & \cdots & \mathbf{h}_n^1 \\ \mathbf{h}_1^1 & \cdots & \mathbf{h}_{n-\tau}^1 \end{pmatrix} \in \mathbb{F}^{2m \times (n-\tau)}. \quad (22)$$

Subsequently, rows or columns of $\tilde{\mathbf{H}}^1$ with weight ≤ 1 are removed iteratively. If all entries of $\tilde{\mathbf{H}}^1$ can be removed in this way, \mathbf{H} forms no degree-one VN stopping set for the delay τ .