

Gravitational-wave signatures of mirror (a)symmetry in binary black hole mergers: measurability and correlation to gravitational-wave recoil.

Samson H. W. Leong,^{1,*} Alejandro Florido Tomé,^{2,†}

Juan Calderón Bustillo,^{3,1} Adrián del Río,⁴ and Nicolas Sanchis-Gual²

¹*Department of Physics, The Chinese University of Hong Kong, Shatin, N.T., Hong Kong*

²*Departamento de Astronomía y Astrofísica, Universitat de València,*

Dr. Moliner 50, 46100, Burjassot (València), Spain

³*Instituto Galego de Física de Altas Enerxías, Universidade de*

Santiago de Compostela, 15782 Santiago de Compostela, Galicia, Spain

⁴*Departamento de Matemáticas, Universidad Carlos III de Madrid. Avda. de la Universidad 30, 28911 Leganés, Spain.*

Precessing binary black-hole mergers can produce a net flux of circularly-polarized gravitational waves. This imbalance between left- and right-handed circularly polarized waves, quantified via the Stokes pseudo-scalar V_{GW} , originated from mirror asymmetries in the binary. We scan the parameter space of black-hole mergers to investigate correlations between V_{GW} and chiral magnitudes constructed out of the intrinsic parameters of the binary. To this end, we use both numerical-relativity simulations for (quasi-circular) and eccentric precessing mergers from both the SXS and RIT catalogues, as well as the state-of-the-art surrogate model for quasi-circular precessing mergers `NRSur7dq4`. We find that, despite being computed by manifestly different formulas, V_{GW} is linearly correlated to the helicity of the final black hole, defined as the projection of its recoil velocity onto its spin. Next, we test our ability to perform accurate measurements of V_{GW} in gravitational-wave observations through the injection and recovery of numerically simulated signals. We show that V_{GW} can be estimated unbiasedly using the surrogate waveform model `NRSur7dq4` even for signal-to-noise ratios of nearly 50, way beyond current gravitational-wave observations.

I. INTRODUCTION

The detection of gravitational waves (GWs) by the LIGO, Virgo and KAGRA interferometers [1–3] provides accurate information on the dynamics of massive astrophysical compact objects, such as neutron stars or black holes (BHs). The analysis of this information is particularly useful to test the non-linear aspects of General Relativity (GR), and has provided numerous applications in astrophysics and cosmology [4–20].

Binary black holes (BBHs) constitute the most abundant astrophysical sources of gravitational waves [8]. These systems are characterized by 8 intrinsic parameters, namely the 2 masses and the 6 components of the two spin vectors, the distributions of which are linked to different astrophysical formation channels [21]. In particular, standard scenarios for star evolution favor BBH spin configurations in which the two vector spins are aligned, not only among themselves but also with the orbital angular momentum of the system [22, 23]. In contrast, dynamical formation channels, in which a binary is formed by gravitational capture of a BH by another one, favour isotropic spin distributions [24–26]. Therefore, GW observations have the potential to constrain these astrophysical formation channels with current and future data.

It is easy to see that if the two spin vectors of a BBH remain aligned during the entire evolution, then the ex-

change of the two black holes in the binary at any instant of time renders exactly the same binary system. This is because the BBH always remains invariant under a mirror transformation with respect to the separating plane [27, 28]. However, if the two spin vectors are misaligned between themselves and with respect to the orbital angular momentum of the binary, the system will fail to be invariant under such a mirror transformation. We can thus use mirror (a)symmetry to study the relative spin configuration of the two BHs in a binary, as well as to gain further insights into the dynamics of BBHs [28].

As we will explain below in more detail, mirror asymmetry leaves a characteristic imprint on the GW emission of the BBH. Namely, if the BBH fails to be invariant under mirror transformation, then the net GW emission over its full celestial sphere is circularly polarized. It is easy to see why this has to be the case. Under a mirror transformation, left-handed GW modes turn into right-handed modes, and vice versa. If there is an excess of one handedness over the other, then the total emitted flux of GW will fail to be invariant under a mirror transformation. Therefore, a mirror-symmetric BBH must necessarily produce equal amounts of right- vs left-handed GW modes.

The above feature has been used to test the Cosmological Principle. Individual precessing BBHs are mirror asymmetric, therefore producing a net flux of circularly polarized waves. However, if the Cosmological Principle holds, the combined emission of all sources should average out, yielding the same amount of left- and right-circularly polarized waves. In a recent work, we showed that the gravitational-wave event GW200129 [6], which displays orbital precession [10] is indeed mirror asymmet-

* samson.leong@link.cuhk.edu.hk

† afloto@alumni.uv.es

ric (see also: Refs [29, 30]). However, using an ensemble of 47 BBHs analyzed by Islam et. al. [31] we showed that, on average, they produced a net flux of circularly polarized waves (V_{GW}) consistent with zero, therefore respecting the Cosmological Principle [32].

This work has two main goals. First, we aim to find a direct connection between the net circular polarization of GWs, quantified with the observable V_{GW} in equation (3) below, with the intrinsic properties of the source BBH. As we will describe in detail below, V_{GW} is an intrinsic pseudo-scalar of the system that is computed through the integration of gravitational-wave fluxes throughout the whole evolution of the system. Because of this, we study correlations between V_{GW} and chiral magnitudes of the BBH. Remarkably, we find that, for BBHs, V_{GW} is linearly correlated with the projection of the recoil of the final black hole onto its spin (*i.e.* its helicity). Second, we study our ability to correctly estimate V_{GW} in current and future gravitational-wave observations of BBHs. We do this by performing parameter inference on synthetic numerical-relativity waveforms injected in gravitational-wave detectors, using the state-of-the-art surrogate model NRSur7dq4 [33]. We find that V_{GW} can be measured in an unbiased way for signal-to-noise ratios of 50, way above those of current gravitational-wave observations.

The rest of this article is organized as follows. In Sec. II, we review the basic framework on mirror (a)symmetry in BBHs, and its connection with the gravitational Stokes V_{GW} parameter, which measures the emission of net GW circular polarization, or GW helicity. In Sec. III we analyze our ability to measure V_{GW} from GW observations. Next, in Sec. IV we describe linear correlations between V_{GW} and the projection of the final recoil onto the final spin and onto the total angular momentum measured close to the merger. Finally, we discuss our results in Sec. V, also pointing out an interesting analogy with Wu's experiment on parity-symmetry breaking.

We use geometrized unit throughout this paper, *i.e.* $G = c = 1$. We work with effective spatial vectors in \mathbb{R}^3 , as usual in the Post-Newtonian framework. In particular, 3-dimensional vectors are represented by bold-face symbols, carets denote unit vectors, and the absence of bold-face denotes the corresponding magnitudes, *e.g.* K denotes the magnitude of \mathbf{K} . On the other hand, we follow the notation of Ref. [34] for the metric signature and Riemann tensor.

II. MIRROR ASYMMETRY AND GW CIRCULAR POLARIZATION

In this section we review the framework of mirror (a)symmetry developed in [27, 28] for BBHs, and explain its connection with net circular polarization in the emitted GW signal.

To illustrate the notion of mirror symmetry in a BBH

it is convenient first to analyze a system in which the two spin vectors are parallel to the orbital angular momentum, as displayed in Fig. 1. For simplicity, let us assume that the two black holes are sufficiently separated away, so that non-linearities are negligible and the spacetime is given by the gravitational field of two isolated Kerr BHs. This approximation is accurate during the inspiral phase, as black holes have zero or very small tidal Love numbers and do not get significantly deformed [35]. Thus, the spacetime of the binary can be fully well-described by the two masses and the two spin vectors.

If we fix an arbitrary instant of time during the inspiral, the BBH appears as in the upper figure of Fig. 1. As one can notice, the picture displays a manifest mirror symmetry. Namely, a mirror reflection with respect to the separating plane renders the lower panel of Fig. 1. This can be easily verified by recalling that the spins and orbital angular momentum are pseudo-vectors, *i.e.* they flip sign under an improper transformation. Given this mirror-transformed system, it is easy to visualize that there exists a continuous spatial rotation that returns the BBH back to its original configuration of spins and masses, so the original system remains invariant eventually. Because the two spins remain aligned with the orbital angular momentum, the system will not precess in time. In particular, the orientation of the orbital angular momentum will remain constant during the entire evolution of the BBH. The analysis above can therefore be applied at any instant of time. This is, we do not expect such a BBH to produce any spacetime mirror asymmetry during its evolution. In fact, numerical simulations confirm the prediction that non-precessing systems do not produce mirror asymmetry for a wide range of BBH parameters [28].

However, if the two spin vectors in the BBH fail to be aligned, the mirror symmetry in the preceding example would be spoiled. An example of this is shown in Fig. 2, where the two BHs are displayed at a fixed instance of time. In sharp contrast to the previous example, in this case, a mirror transformation with respect to the separating plane renders a new BBH system that cannot be transformed back to the original system by a continuous spatial rotation. The above implies that mirror asymmetry requires the system to display misaligned spins, which in turn leads to orbital precession. We note that the converse is not necessarily true, as emissions from certain precessing configurations may average out yielding a null V_{GW} .

The qualitative analysis presented above calls for a mathematically precise definition of mirror (a)symmetry, that may allow us to work on a rigorous footing, and to generalize this qualitative notion situations other than BBHs, that may not so easy to visualize. We will focus on astrophysical systems, for which any matter distribution is confined in a bounded region of space for any instant of time. These systems can be accurately described with the mathematical framework of asymptotically flat spacetimes [36–38].

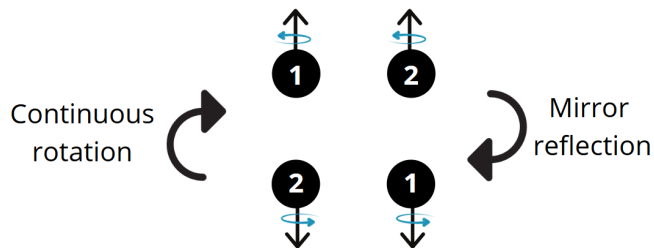


FIG. 1. Example of a BBH that remains invariant under a mirror transformation with respect to the separating plane. The picture represents one instant of time during the inspiral. The arrows denote the individual spin vectors of the two BHs, each one labelled as 1 and 2. As a consequence of the spacetime mirror symmetry, the Chern-Pontryagin (Eq. (1)) and Stokes parameter (Eq. (3)) vanish [27, 28].

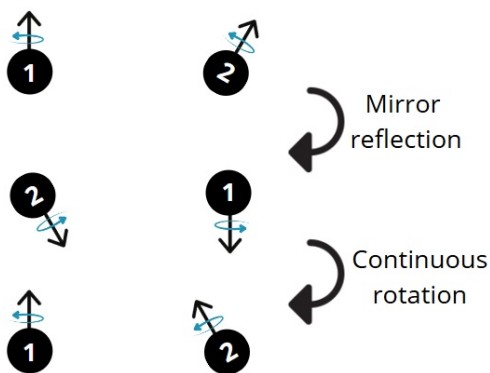


FIG. 2. Example of a BBH that fails to be invariant under mirror transformations. The lack of spacetime mirror symmetry, produced as a consequence of the misalignment of the two BH spin vectors, leads to a Chern-Pontryagin (Eq. (1)) and Stokes parameter (Eq. (3)) that differ from zero.

Given an asymptotically flat spacetime (M, g_{ab}) with manifold M and metric g_{ab} , we can assign a precise notion of mirror asymmetry by calculating the Chern-Pontryagin integral:

$$\text{cp}[M, g] := \int_M d^4x \sqrt{-g} R^{abcd} \star R_{abcd} \quad (1)$$

where $R_{abc}{}^d$ is the Riemann tensor and \star represents the Hodge dual operation, $\star R_{abcd} = \frac{1}{2} \epsilon_{abef} R^{ef}{}_{cd}$, where ϵ_{abef} is the volume 4-form on M induced by g_{ab} . Asymptotic flatness ensures that this integral is well-defined [39].

There are several reasons that make Eq. (1) a suitable physical observable to quantify the degree of mirror symmetry of (M, g_{ab}) . First of all, $\text{cp}[M, g]$ is a curvature (pseudo)scalar. In other words, it captures information about the spacetime geometry, which is furthermore invariant under any coordinate transformation that preserves parity. It is therefore an intrinsic geometric parameter of the spacetime, and can then be used to obtain intrinsic information of astrophysical sources. In

particular, it is invariant under spatial rotations, hence independent of the orientation of the BBH with respect to the observer. In addition, Eq. (1) flips sign under those coordinate transformations that reverse the handedness of the frame, such as a parity or mirror transformation. This implies that, if a given BBH remains invariant under a mirror transformation, we must necessarily have $\text{cp}[M, g] = -\text{cp}[M, g]$ and therefore $\text{cp}[M, g] = 0$. Since (1) is a dimensionless real number, we can therefore use this quantity to assign a notion of handedness to (M, g_{ab}) . We will say that (M, g_{ab}) has positive handedness if $\text{cp}[M, g] > 0$, no handedness if $\text{cp}[M, g] = 0$, and negative handedness otherwise. The higher the value of $\text{cp}[M, g]$, the higher the degree of mirror asymmetry is in (M, g_{ab}) . Since Eq. (1) is also invariant under conformal transformations of the metric, this observable provides a scale-invariant measure of the spacetime handedness (in particular, it is independent of the total mass of the BBH).

On the other hand, Eq. (1) is a global quantity. While local curvature (pseudo)scalars such as $R^{abcd}(x) \star R_{abcd}(x)$ can also inform us on the spacetime geometry in a coordinate-invariant way, its value depends on each spacetime point x . In order to assign a notion of mirror symmetry to the full binary system (M, g_{ab}) , it would be necessary to select a fiducial point x , and in general there is no such preferred point. The integrated quantity successfully overcomes this issue.

Numerical studies [28] have validated Eq. (1) as a suitable observable that reproduces all the points discussed in the qualitative analysis presented in the beginning of this section. It is therefore a potential candidate to quantify our intuitive notion of mirror (a)symmetry.

For compact manifolds M without boundary the integral above is a topological invariant, *i.e.* it is independent of the metric g_{ab} and only depends on the choice of M [40]. In General Relativity, 4-dimensional spacetime manifolds M of physical interest are not compact and can have boundaries, and the Chern-Pontryagin does contain information about the geometry, or gravitational field, of the boundaries of (M, g_{ab}) . In the framework of asymptotically flat spacetimes, we have a causal boundary made of two null hypersurfaces: future and past null infinity. Equation (1) captures information about the gravitational field at these boundaries, *i.e.* about the GW data. More precisely, if we neglect the presence of the BH horizons, Eq. (1) reduces to [39]

$$\text{cp}[M, g] \rightarrow V_{\text{GW}} := \int_{\mathcal{J}^+} d\mathcal{J}^+ \epsilon^{abc} N_{ad} D_b N_c{}^d, \quad (2)$$

where \mathcal{J}^+ represents future null infinity (a 3-dimensional null hypersurface attached to our manifold M , see *e.g.* Refs. [36–38]), N_{ab} denotes the Bondi News tensor, D_a is a canonical covariant derivative on \mathcal{J}^+ [41], and $d\mathcal{J}^+ \epsilon^{abc}$ is the 3-volume form on \mathcal{J}^+ .

The expression above has the form of a Chern-Simons current across future null infinity, and is chiral. In particular, it inherits all the good properties described

above for quantifying the degree of mirror asymmetry in (M, g_{ab}) . On the other hand, it is well known that a non-trivial Bondi News tensor reveals the presence of a flux of GW across future null infinity [36]. Thus, according to Eq. (2), the handedness of our spacetime geometry can be identified with the emission of a chiral flux of GWs. Using the standard relation of N_{ab} with the complex GW strain $h = h^+ - ih^\times$ in a generic frame, one can find a more explicit formula [27, 39]:

$$V_{\text{GW}} = \int_0^\infty d\omega \omega^3 \sum_{\ell=0}^\infty \sum_{m=-\ell}^{+\ell} \left[\left| \widetilde{h_{\ell,m}^+}(\omega) + i\widetilde{h_{\ell,m}^\times}(\omega) \right|^2 - \left| \widetilde{h_{\ell,m}^+}(\omega) - i\widetilde{h_{\ell,m}^\times}(\omega) \right|^2 \right], \quad (3)$$

where $h_{\ell,m}$ are the modes of the GW strain h in the spin-weighted spherical harmonic basis (see Eq. (7)), and $h_{\ell,m}^+ = \text{Re}[h_{\ell,m}]$ and $h_{\ell,m}^\times = -\text{Im}[h_{\ell,m}]$, with the overhead tilde denotes the Fourier transform of them. Physically, the combinations $\widetilde{h_{\ell,m}^+} - i\widetilde{h_{\ell,m}^\times}$, $\widetilde{h_{\ell,m}^+} + i\widetilde{h_{\ell,m}^\times}$, represent a left- and right-handed circularly polarized wave mode, respectively [42]. Consequently, Eq. (3) measures the net circular polarization of the GW flux emitted by any isolated astrophysical sources. Because of this, we refer to V_{GW} as the gravitational Stokes V parameter, in analogy to the usual Stokes V parameter for electromagnetic waves.

The formula above for V_{GW} explicitly realizes the connection between mirror asymmetry and non-zero GW circular polarization. More precisely, an astrophysical system with mirror symmetry, such as the merger of two spinning black holes with parallel spins, always admits at least one coordinate frame where the following equalities hold (consequence of reflection symmetry)

$$\widetilde{h_{\ell,-m}^+} = (-1)^\ell \overline{\widetilde{h_{\ell,m}^+}}, \quad (4)$$

$$\widetilde{h_{\ell,-m}^\times} = -(-1)^\ell \overline{\widetilde{h_{\ell,m}^\times}}. \quad (5)$$

Consequently, even if a particular GW mode $(\widetilde{h_{\ell m}^+}, \widetilde{h_{\ell m}^\times})$ may be circularly polarized, in the sense that $|\widetilde{h_{\ell m}^+} - i\widetilde{h_{\ell m}^\times}|^2 - |\widetilde{h_{\ell m}^+} + i\widetilde{h_{\ell m}^\times}|^2 \neq 0$, the mirror symmetric mode $(\widetilde{h_{\ell,-m}^+}, \widetilde{h_{\ell,-m}^\times})$ will cancel this contribution out in (3). This is, mirror symmetry implies $V_{\text{GW}} = 0$, *i.e.* null net circular polarization, as expected on general grounds (as a matter of fact, V_{GW} flips sign under a mirror transformation). In order to get an imbalance between right-handed and left-handed GW waves, $V_{\text{GW}} \neq 0$, mirror symmetry must be broken

III. MEASURING V_{GW} FROM GRAVITATIONAL-WAVE OBSERVATIONS OF BLACK-HOLE MERGERS

In this section, we test our ability to measure V_{GW} from gravitational-wave observations. To this end, we inject

numerically several simulated signals from eight quasi-circular generically spinning black-hole mergers computed by the SXS collaboration [43] in a triple Advanced LIGO Hanford, Livingston and Virgo detector network. The parameters of the BBHs can be found in Table I. Next, we perform full Bayesian parameter inference on such signals using the NRSur7dq4 waveform model [33], which is directly fitted to numerical simulations of BBHs including orbital precession and higher-order modes. We perform our injections in zero-noise, using the design power-spectral densities of the three detectors [44, 45]. For each of the simulated BBHs, we inject signals corresponding to three different source inclinations, scaling them to have signal-to-noise ratios of both 17 (typical among current observations) and 50, way beyond the loudest detection to date. We perform our parameter inference using the publicly available Parallel Bilby [46, 47] library. We sample the parameter space using the nested-sampling algorithm Dynesty with 4096 live points, setting usual priors in all of the 15 source parameters.

Figure 3 shows the posterior distributions for the V_{GW} parameter. The right distributions correspond to injections with a network SNR of 17, while the left ones correspond to a network SNR of 50. As our main result, we note that in all cases the true injected value lies within the 90% credible interval, even for the loudest cases, showing that V_{GW} can be estimated in an unbiased way. Given its relation with the gravitational recoil, which we will discuss later, we understand that our results are consistent with those shown in Appendix III of [11], which shows that accurate recoil measurements (in terms of magnitude and direction) can be also performed for SNRs of 50. The precision of the measurement generally increases for signals emitted at larger inclinations ι , as the higher harmonics become more dominant [49, 50] and allow to extract more detailed information about the source by *e.g.* breaking parameter degeneracies [11].

Next, we focus on model selection. This is, for each of our injections, we perform model selection between a “mirror-symmetric” model restricted to $V_{\text{GW}} = 0$ and a generic model allowing for non-zero V_{GW} . To this, we compute the ratio of the Bayesian evidences $\mathcal{B}_{V_{\text{GW}} \neq 0}^{V_{\text{GW}}=0}$ obtained for each of the two models. Following Ref [32], this can be easily obtained through the Savage-Dickey ratio, as the ratio between the posterior and prior probabilities for $V_{\text{GW}} \neq 0$:

$$\mathcal{B}_{V_{\text{GW}} \neq 0}^{V_{\text{GW}}=0} = \text{SD} \equiv \frac{\pi(V_{\text{GW}} = 0)}{p(V_{\text{GW}} = 0 | d)}. \quad (6)$$

For cases where the true V_{GW} is null, we find that the Bayes’ factor is either below or nearly one, indicating either a preference for $V_{\text{GW}} = 0$ or lack of preference for any model. In particular, we note that such preference is stronger for near edge-on cases characterised by $\iota = 1.56$. Next, for cases with $V_{\text{GW}} \neq 0$ such as SXS:BBH:1593, SXS:BBH:1805 and SXS:BBH:1410, their analyses return preference for the correct $V_{\text{GW}} \neq 0$ model that becomes

SXS code	$Q = m_1/m_2$	a_1	a_2	χ_{eff}	χ_{P}	V_{GW}
SXS:BBH:1443	5.681	0.4079	0.7372	0.2365	0.0000	0.000
SXS:BBH:0045	3.000	0.4995	0.4994	0.2498	0.0000	0.000
SXS:BBH:0283	3.000	0.3000	0.2999	0.3000	0.0000	0.000
SXS:BBH:1805	3.415	0.4849	0.7130	0.3743	0.2215	-0.446
SXS:BBH:1676	3.253	0.4856	0.4018	0.3841	0.2245	-0.058
SXS:BBH:1156	4.387	0.4663	0.7677	0.3299	0.2719	-0.033
SXS:BBH:1410	4.000	0.4680	0.4647	0.2525	0.4000	0.137
SXS:BBH:1593	3.500	0.7213	0.7588	0.2531	0.6866	0.981

TABLE I. **Parameter of the SXS numerical simulations of BBHs used for our injection study.** The first column shows the SXS code of the NR simulation. From the second column onwards, we show the mass ratio Q , dimensionless spin magnitudes $a_{1,2}$, effective spin parameter χ_{eff} and effective precession spin parameter χ_{P} [48], measured at the reference time of the simulation. The last column shows the values of V_{GW} computed from Eq. (12). The table is ordered by increasing values of χ_{P} .

stronger with increasing SNR. As a summary, in all cases we find that the Bayes’ factor either returns a strong preference for the correct model or remains rather inconclusive, preventing a biased model selection.

IV. BLACK-HOLE RECOILS AND V_{GW}

Strong evidence for mirror asymmetry $V_{\text{GW}} \neq 0$ has only been found on one current GW event, namely GW200129 [32]. Incidentally, this is also the only current GW event that has been claimed to display both orbital precession [10], together with a strong kick for the remnant BH directed out of the orbital plane [9]. In this section, we review the concept of black-hole recoil to then describe interesting correlations we have found between this observable and V_{GW} .

Black-hole recoil is a strong-gravity effect sourced by the asymmetric emission of linear momentum by binary black-hole mergers in the form of gravitational waves [51–53]. As a result, the remnant black hole of a black-hole merger can acquire velocities that, depending on the binary parameters, can reach velocities up to 5000 km s^{-1} [53, 54], which are large enough to escape any host environment other than Active Galactic Nuclei [55] (but see also Ref. [56]). This has strong implications in black-hole formation channels, particularly impacting the viability of hierarchical black-hole formation [57–60]. Analytically, the magnitude and direction of the recoil is determined by the asymmetries of the system, which are encoded in the multipole structure, $h_{\ell,m}$ of the gravitational-wave emission [61, 62].

For non-precessing sources, which trivially satisfy mirror symmetry, positive and negative m modes are related by $h_{\ell,-m} = (-1)^{\ell} \overline{h_{\ell,m}}$ in some frame, *e.g.* in that frame where the z axis is aligned with the orbital angular momentum. In these cases, the kick arises from the interaction of multipoles of both even and odd parity (*i.e.*, even and odd m), which occurs for unequal-mass sources and allows to define a preferred direction within the orbital

plane [11, 63, 64]. Once such asymmetry is present, the magnitude of the kick is then mostly determined by the net radiated energy, which increases towards equal-mass systems and positive aligned spins. Precessing systems do not satisfy the above equation, which prevents the emissions from the co-dominant $(\ell, m) = (2, \pm 2)$ pairs from cancelling each other. In this situation, the asymmetry between these modes can lead to much-increased kick magnitudes, reaching 3000 km s^{-1} in the so-called “superkick” configurations [53, 54, 65, 66], which can be further increased on the presence of orbital eccentricity [67].

The fact that both the kick and V_{GW} are closely related to asymmetries in the multipole structure of the corresponding sources (see App. A), invites the question of whether these two observables are correlated and how. For instance, as argued in previous sections, orbital precession is required for producing a non-zero V_{GW} (the converse is not necessarily true). At the same time, orbital precession is required for the remnant BH to acquire strong kicks and, moreover, for the latter to have a non-zero off-plane component, letting the remnant BH escape the orbital plane. On the other hand, strong precession (and therefore strong kicks) normally imply that the remnant black-hole recoils in a direction closely aligned (or anti-aligned) with the total angular momentum of the binary, and therefore with the final spin. This feature is also intuitively indicative of a strong imbalance between right and left-handed GW emission.

A. Theoretical expectations

The potential connection between the kick and V_{GW} can be first approached analytically. The latter is computed from Eq. (3). On the other hand, in order to conserve the linear momentum of the system, the remnant BH recoils (or kicks) in the opposite direction to the net emission of linear momentum flux carried by GW [68]. This can be computed through the direct integration of

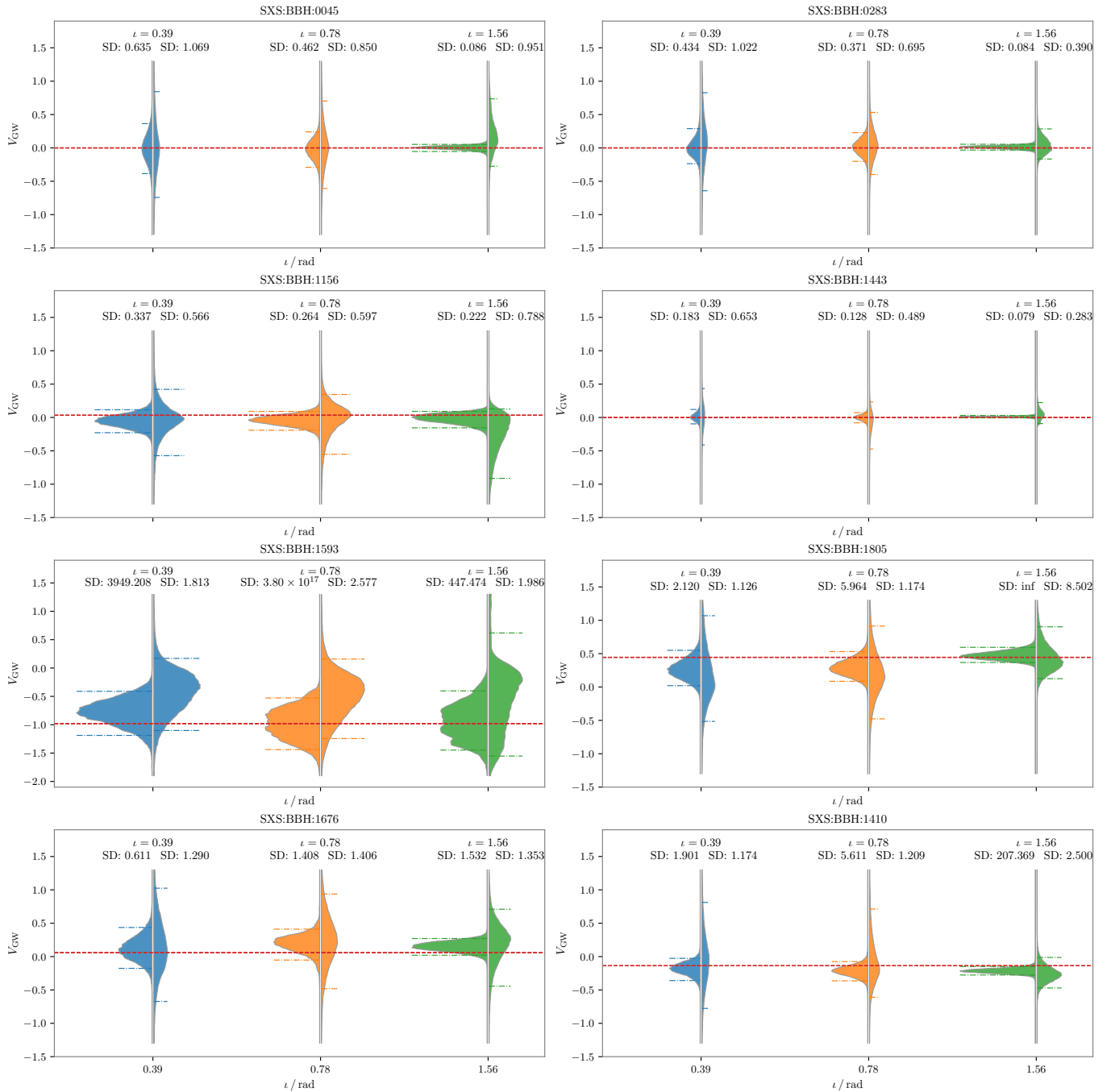


FIG. 3. **Recovery of the GW Stokes V_{GW} parameter for numerically simulated signals.** Posterior distributions of the GW Stokes V_{GW} parameter, obtained from the recovery of numerically simulated signals, for eight different BBHs observed at three inclinations, indicated at the top of each plot. The right (left) violins correspond to signal-to-noise ratios of 17 (50). The coloured dashed lines on each distribution enclose the 90% credible intervals, and the common red dashed line denotes the true V_{GW} value computed from the simulation. The acronym “SD” refers to the value of the Savage-Dickey ratio evaluated at $V_{\text{GW}} = 0$, as detailed in Eq. (6).

linear momentum flux computed from the multipoles of the GW emission h [52, 61, 62, 69].

To lay the ground for discussion, the complex GW strain h can be expressed in terms of the spin(-2)-

weighted spherical harmonics $_{-2}Y_{\ell,m}$ [69, 70]:

$$\begin{aligned}
 h(u, \theta, \phi) &= h^+(u, \theta, \phi) - ih^\times(u, \theta, \phi) \\
 &= \sum_{\ell=0}^{\infty} \sum_{m=-\ell}^{+\ell} h_{\ell,m}(u) \, _{-2}Y_{\ell,m}(\theta, \phi) \\
 &= \sum_{\ell=0}^{\infty} \sum_{m=-\ell}^{+\ell} (h_{\ell,m}^+(u) - ih_{\ell,m}^\times(u)) \, _{-2}Y_{\ell,m}(\theta, \phi)
 \end{aligned} \tag{7}$$

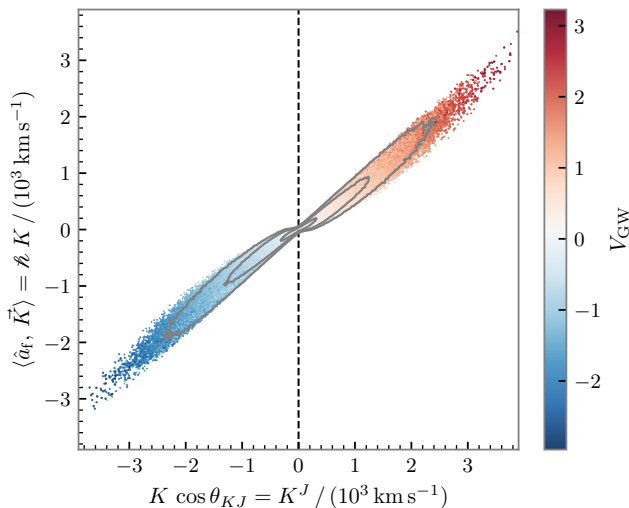


FIG. 4. **Linear correlation between the helicity $\hat{\kappa}$, the transverse velocity recoil K^J , and the gravitational Stokes parameter V_{GW} .** The x and y axes show, respectively, the projections of the velocity recoil \mathbf{K} onto the total angular momentum direction $\hat{\mathbf{J}}$ and onto the final BH spin direction $\hat{\mathbf{a}}_f$. The latter quantity can be understood as proportional to the helicity $\hat{\kappa} = \langle \vec{K}, \hat{\mathbf{a}}_f \rangle$ of the remnant black hole. The colour denotes the value of V_{GW} : red (blue) indicates positive (negative) values, which agree with the signs of K^J and $\hat{\kappa}$. The points correspond to an ensemble of 500 000 BBHs drawn from a population with uniform masses and isotropic spins measured at a reference time $t_{\text{ref}} = -100 M$. All three quantities are computed from GW strains generated from the NRSur7dq4 model. The grey contours overlaying the points denote the (2D) $\{1, 2, 3\}$ σ levels of the distribution, representing the density of the population on this plane.

where h^+ , h^\times are the two real GW linear polarizations, $h_{\ell,m}$ denotes the multipoles of h in this expansion, and can be separated in their real and imaginary parts, $h_{\ell,m}^+$ and $h_{\ell,m}^\times$ respectively. The retarded time is denoted by u , and the angles (θ, ϕ) are the polar and azimuthal angles in a Cartesian frame adapted to the binary, in which the z -axis is parallel to the total angular momentum \mathbf{J} , defined at some reference time during the evolution of the binary. Then, following the notation in Ref. [62], the linear momentum flux in the direction $\hat{\mathbf{r}}$ can be expressed as:

$$\frac{d\mathbf{P}}{d\Omega du} = \frac{1}{16\pi} \left| \frac{dh}{du} \right|^2 \hat{\mathbf{r}}, \quad (8)$$

where Ω and u are the solid angle and retarded time respectively. The net emitted linear momentum \mathbf{P} by the astrophysical source can be obtained upon integrating over all angles and time. In particular, the component along the \mathbf{J} direction, $P^J = \langle \mathbf{P}, \hat{\mathbf{J}} \rangle$, is the z -direction in the chosen frame, and its the leading order terms are

found as (see *e.g.* Eq. (28) in Ref. [62]):

$$P^J = \int_{-\infty}^{\infty} \frac{du}{12\pi} \left[\left| \dot{h}_{2,2}^+ - i\dot{h}_{2,2}^\times \right|^2 - \left| \dot{h}_{2,-2}^+ - i\dot{h}_{2,-2}^\times \right|^2 \right] + \dots \quad (9)$$

where the overhead dot denotes derivative w.r.t. retarded time u , and the ellipsis suppresses contributions from higher-order multipoles. Then the recoil velocity (or kick) is defined as $\mathbf{K} = -\mathbf{P}/M$, with M denoting the mass of the remnant BH, and similarly for K^J . By expanding now the multipoles $h_{\ell,m}^+$, $h_{\ell,m}^\times$ in Fourier modes, the leading order contribution can be expressed as¹:

$$K^J \approx -\frac{1}{M} \int_0^\infty \frac{d\omega \omega^2}{12\pi} \left[\left| \tilde{h}_{2,2}^+ + i\tilde{h}_{2,2}^\times \right|^2 + \left| \tilde{h}_{2,2}^+ - i\tilde{h}_{2,2}^\times \right|^2 - \left| \tilde{h}_{2,-2}^+ + i\tilde{h}_{2,-2}^\times \right|^2 - \left| \tilde{h}_{2,-2}^+ - i\tilde{h}_{2,-2}^\times \right|^2 \right] \quad (10)$$

In contrast to K^J , the leading order contribution to V_{GW} (Eq. (3)) takes the following form:

$$V_{\text{GW}} \approx \int_0^\infty d\omega \omega^3 \left[\left| \tilde{h}_{2,2}^+ + i\tilde{h}_{2,2}^\times \right|^2 - \left| \tilde{h}_{2,2}^+ - i\tilde{h}_{2,2}^\times \right|^2 + \left| \tilde{h}_{2,-2}^+ + i\tilde{h}_{2,-2}^\times \right|^2 - \left| \tilde{h}_{2,-2}^+ - i\tilde{h}_{2,-2}^\times \right|^2 \right] \quad (11)$$

Notice the relative difference of signs between the two expressions highlighted in red. Apart from sub-leading contributions not shown (which happen to be drastically different), this result shows that the two observables measure manifestly different physical quantities. When there is m symmetry, in the sense of Eqs. (4) & (5) (*i.e.* reflection symmetry in some frame), both expressions vanish, as it is the case for aligned-spin BBH systems. However, while m asymmetry does lead to a non-zero transversal recoil velocity $K^J \neq 0$, it does not necessarily imply $V_{\text{GW}} \neq 0$.

Despite the different nature of both observables, an approximate calculation reveals that, for the case of black-hole mergers, V_{GW} and K^J are closely related to each other. We will elaborate on this in App. B, and sketch the idea here. By definition, $h_{\ell,m}^+(u)$ and $-h_{\ell,m}^\times(u)$ are the real and imaginary parts of a complex function $h_{\ell,m}$, which can be decomposed into some real-valued amplitude $A_{\ell,m}(u)$ and phase $\phi_{\ell,m}(u) = \omega_{\ell,m}(u)u + \phi_{\ell,m}^0$, as done in [71]. Next, let us assume that $h_{\ell,m}(u)$ is an analytic function in the upper-half complex plane – which depends on the properties of the source – then $h_{\ell,m}^\times(u)$ is simply the Hilbert transform of $h_{\ell,m}^+(u)$ [72, 73]. As shown in App. B, this assumption is well justified for $h_{2,\pm 2}$ throughout the whole evolution of black-hole mergers², excluding fine-tuned cases that display transitional

¹ We have tacitly suppressed the subdominant contributions other than the $(2, \pm 2)$ modes in the following expressions.

² In principle, this may only be intuitive for the inspiral regime, where it is well-known that each phase of each mode depends on the orbital frequency $\omega_{\ell,m}$ as $m\omega_{\text{orb}}$, and both amplitude and phase evolve slowly.

precession. Under this hypothesis, the corresponding Fourier transforms satisfy $\tilde{h}_{\ell,m}^{\times}(\omega) = -i \operatorname{sgn}(\omega) \tilde{h}_{\ell,m}^{+}(\omega)$. Taking into account that for BBHs, the frequency $\omega_{\ell,m}$ of the positive (negative) m modes is positive (negative)³, one obtains that $\tilde{h}_{\ell,m}^{\times}(\omega) = i \operatorname{sgn}(m) \tilde{h}_{\ell,m}^{+}(\omega)$ for $\omega > 0$. This above makes the terms in Eqs. (10) & (11) that differ by a relative minus sign to vanish, making the integrands of K^J and V_{GW} equal to each other modulo constant factors and powers of ω .

Next, note that the integral is vastly dominated by contributions from a narrow range of times around the merger time (see Fig. 6), which correspond to a narrow range of frequencies around some value of ω_0 . With this, we can obtain a ballpark relation $V_{\text{GW}} \simeq 12\pi\omega_0 K^J/c$, where $\omega_0 \simeq \mathcal{O}(0.5)$ is the characteristic dimensionless angular frequency (in geometric units), around which merger typically takes place. This is, $V_{\text{GW}} \simeq 0.062 \times K^J/(10^3 \text{ km s}^{-1})$. We note that this coefficient is roughly 10 times smaller than the actual result we show in Fig. 5, obtained through explicit integration. We attribute this difference to the actual finite width of the range of ω values contributing to the integral and to the inclusion of subdominant terms. The linear relation, however, is nicely satisfied.

In summary, while not necessarily true for generic gravitational-wave sources, the properties of BBHs yield an approximately linear relation between V_{GW} and K^J , which we will test next through numerical relativity (NR) simulations.

B. Testing correlations using numerical simulations of black-hole mergers

We now test the relation found in the previous section by explicitly inspecting numerical simulations of black-hole mergers.

Although the total angular momentum $\hat{\mathbf{J}}$ is roughly conserved throughout the evolution of the system, its value depends on the reference time at which it is defined. Due to this, we find it convenient to analyze this question by using also the projection of \mathbf{K} onto the spin of the final black hole, which is uniquely defined. We denote this by $K\hat{\mathcal{H}}$, where $\hat{\mathcal{H}} = \langle \hat{\mathbf{K}}, \hat{\mathbf{a}}_f \rangle$ is the helicity of the final black hole⁴. Because $\hat{\mathbf{J}}$ is roughly conserved in time, both $\hat{\mathbf{J}}$ and $\hat{\mathbf{a}}_f$ are roughly parallel to each other, both calculations are expected to yield similar results, as we will show.

In the following, we will explicitly compute V_{GW} , K^J and h for all of the NR simulations of black hole mergers

included in the both the RIT [74–77] and SXS catalogues [78], which include both precessing and eccentric black-hole mergers. We include all of the (ℓ, m) modes present in the simulations.

For practical purposes, it is convenient to write V_{GW} in terms of the Newman-Penrose spin-coefficient formalism [70]. This is given by [39]

$$V_{\text{GW}} = 2\pi \int_{-\infty}^{\infty} du \int_{-\infty}^u du' \sum_{\ell m} \operatorname{Im} [\Psi_{4,\ell m}^0(u) \bar{\Psi}_{4,\ell m}^0(u')], \quad (12)$$

where $\Psi_4^0 = \lim_{r \rightarrow \infty} r \Psi_4$ is the leading order behaviour of the Newman-Penrose scalar Ψ_4 near future null infinity. While conceptually less transparent than Eq. (3), this expression will be more useful for evaluations with GW waveforms.

When evaluating Eq. (12), we remove the initial part of the waveforms, which is typically contaminated by an initial unphysical burst known as “junk radiation”. Moreover, since the integrals that we computed are vastly dominated by the emissions near merger, this will not affect the final value of V_{GW} [27, 28, 32].

Table II shows the relative contribution of each (ℓ, m) mode to the V -Stokes parameter for a sample of BBHs from the RIT catalogue. The result shows that, for all precessing binaries, the quadrupolar modes ($\ell = 2, m = \pm 2$) dominate the sum in equation (12). Thus, the actual value of V_{GW} is not significantly affected by using a sufficiently high cutoff for ℓ ⁵.

The left panel of Fig 5 shows the value of V_{GW} as a function K^J for the 2018 BBHs present in the SXS catalogue. The unit vector $\hat{\mathbf{J}}$ is computed at a time $t = -100M$ before the merger. A clear linear correlation can be observed, consistent with the expectation discussed in Sec. IV A. The color denotes the value of the helicity, which also follows a linear relation with both V_{GW} and K^J . Such a relation is made more clear in Fig. 4, which shows the helicity as a function of K^J , with the color denoting the value of V_{GW} . In this plot, it is clear that the sign of the helicity (the projection of the final recoil onto the final spin) determines the sign of V_{GW} . At the same time, we confirm that the former is roughly linearly dependent on K^J . For completeness, we also computed V_{GW} for all simulations in the RIT catalogue and plotted it against the helicity on the right of Fig. 5, coloured by the value of V_{GW} . The same linear relationship is found, also with a y -intercept at nearly zero⁶. We remark that unlike the SXS catalogue, neither

³ Note that this is a much weaker condition ($\operatorname{sgn}(\omega_{\ell,m}) = \operatorname{sgn}(m)$) than the well-known relation $\omega_{\ell,m} \propto m\omega_{\text{orb}}$ (with ω_{orb} denoting the orbital frequency) which only holds during the inspiral regime.

⁴ Remarkably, most remnant BHs end up having $\hat{\mathcal{H}} \approx \pm 1$ as shown in App. D, which resonates with the helicity of massless particles.

⁵ The quadrupolar modes do not necessarily dominate the sum in Eq. (12) for non-precessing BBHs, as shown by the row of eBBH:1632 in Table II. However, these are aligned-spin systems for which V_{GW} happens to be highly suppressed (with values compatible with zero within numerical error) due to cancellation among positive and negative m modes.

⁶ The fact that both V_{GW} and $\hat{\mathcal{H}}$ show equal signs is somewhat consistent with previous work [79] showing that $\hat{\mathcal{H}}$ is related to

ℓ m	2			3				4					V_{GW}
	± 2	± 1	0	± 3	± 2	± 1	0	± 4	± 3	± 2	± 1	0	
BBH:0130	90.7	2.0	0.1	3.6	1.7	1×10^{-2}	2×10^{-3}	1.7	0.3	3×10^{-2}	4×10^{-4}	4×10^{-4}	+0.866
BBH:0168	81.7	11.6	1.7	2.4	1.4	6×10^{-2}	3×10^{-3}	0.9	0.1	2×10^{-2}	3×10^{-3}	6×10^{-4}	+0.180
BBH:0234	61.9	21.2	1.6	9.3	2.5	3×10^{-2}	10^{-2}	2.1	1.3	0.2	10^{-2}	4×10^{-4}	+0.077
BBH:0363	95.9	0.0	10^{-2}	0.0	0.9	0.0	6×10^{-4}	4.2	0.0	10^{-2}	0.0	4×10^{-4}	-3.349
BBH:0393	94.5	0.0	4×10^{-4}	0.0	0.6	0.0	5×10^{-4}	4.8	0.0	9×10^{-3}	0.0	4×10^{-4}	-3.659
BBH:0504	94.6	0.0	3×10^{-3}	0.0	0.6	0.0	4×10^{-4}	4.9	0.0	8×10^{-3}	0.0	4×10^{-4}	+3.561
BBH:0874	34.8	19.6	4.7	15.3	11.1	4.7	0.8	3.1	3.0	2.1	0.6	4×10^{-2}	+0.233
eBBH:1603	96.2	0.0	2×10^{-2}	0.0	0.8	0.0	5×10^{-3}	2.9	0.0	9×10^{-3}	0.0	8×10^{-4}	-2.918
eBBH:1604	96.7	0.0	6×10^{-2}	0.0	0.6	0.0	3×10^{-3}	2.6	0.0	5×10^{-3}	0.0	5×10^{-4}	+1.520
eBBH:1632	4.7	7.4	0.3	40.4	20.2	7.4	0.2	13.0	3.8	1.4	1.3	8×10^{-4}	-3.717×10^{-6}

TABLE II. **Relative contributions of each mode to V_{GW} .** Each column shows the percentages of each pair of (ℓ, m) modes contributing to the value of V_{GW} (last column) according to Eq. (12), and the rows correspond to ten different numerical simulations of BBH mergers from the RIT catalogue. The result shows that all the precessing BBHs have the quadrupolar modes $(2, \pm 2)$ dominate the sum in Eq. (12). Except for the last row, eBBH:1632, which corresponds to an aligned-spin binary, and the V_{GW} value is six order-of-magnitude less the others and compatible with zero.

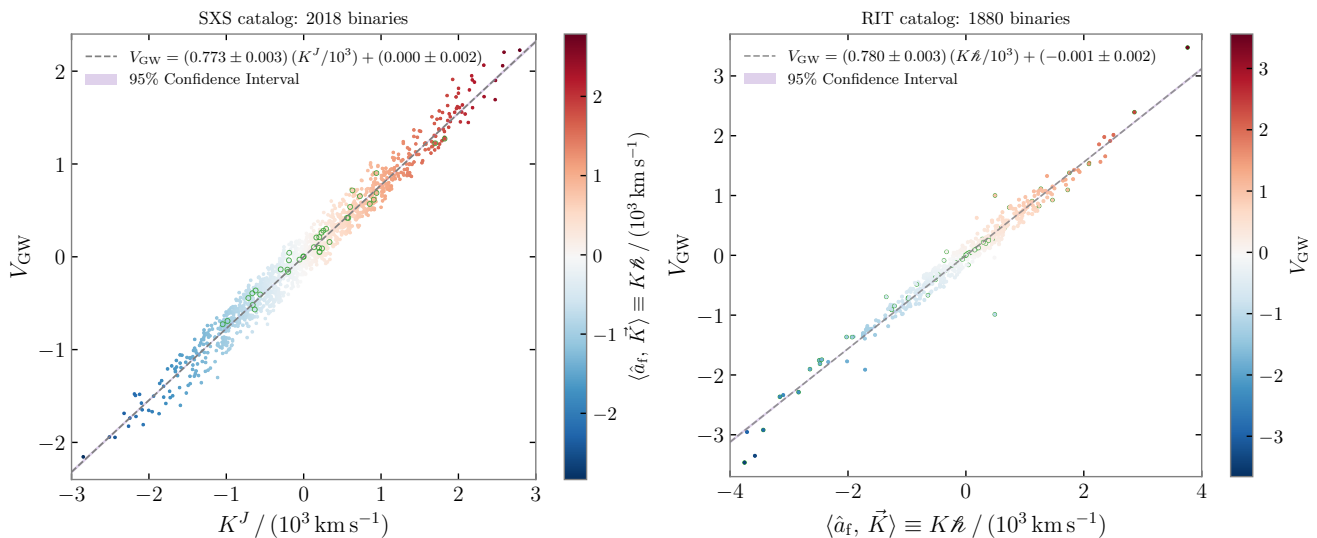


FIG. 5. **Strong linear correlation of V_{GW} with K^J and $K h$ in the SXS and RIT catalogues.** In the left panel, it is showing the 2018 BBH simulations in the SXS catalogue, including eccentric and precessing binaries. For each of them, we compute the projection of the recoil velocity \mathbf{K} along the \mathbf{J} direction at $t = -100 M$, against the Stokes parameter V_{GW} . Their strong linear correlation is shown by the grey dashed line and the narrow violet shaded area, which denote the best-fit line and its 95% confidence interval. The green circles highlights the eccentric binaries, which has eccentricity greater than 0.001 at the reference time of the simulation. To echo Fig. 4, we colour each point by the rescaled helicity $K h$ of the remnant BH. In the right panel, we plot the helicity $K h$ against V_{GW} for the 1880 binaries in the full RIT catalogue, in which 824 of them are eccentric binaries which are circled in green. From both catalogues, it is evident that both of them share a similar slope, and their y -intercept are compatible with 0.000.

\mathbf{J} nor \mathbf{a}_f can be computed from the public data available in the RIT catalog directly. In order to compute $\langle \hat{a}_f, \mathbf{K} \rangle$ for the x -axis, we estimated \mathbf{a}_f by subtracting the net change of angular momentum from the initial total angular momentum.

The above discussion pertains to “fixed” or “integrated” quantities. To provide further detail on the evolution of such quantities throughout the evolution of the

binary, Fig. 6 shows the values of dV_{GW}/du , dK^J/du as a function of time for three different cases. The top two panels correspond to precessing BBHs while the bottom one corresponds to an aligned-spin case. Again, a clear correlation can be observed between the two quantities, modulo certain time delays.

Due to the chiral nature of V_{GW} and its relation with the helicity of the remnant BH, one may expect it may correlate with how helicity is emitted from the system. Motivated by this, we define the “helicity flux” as $\langle d\mathbf{J}/du, d\mathbf{K}/du \rangle$, and is plotted in orange. We find that its emission also correlates with that of V_{GW} , and peaks at nearly the same time, confirming the expecta-

the ratio of the $(2, 2)$ and $(2, -2)$ modes, although such study was restricted to the ringdown stage of quasi-circular, nearly equal-mass binaries.

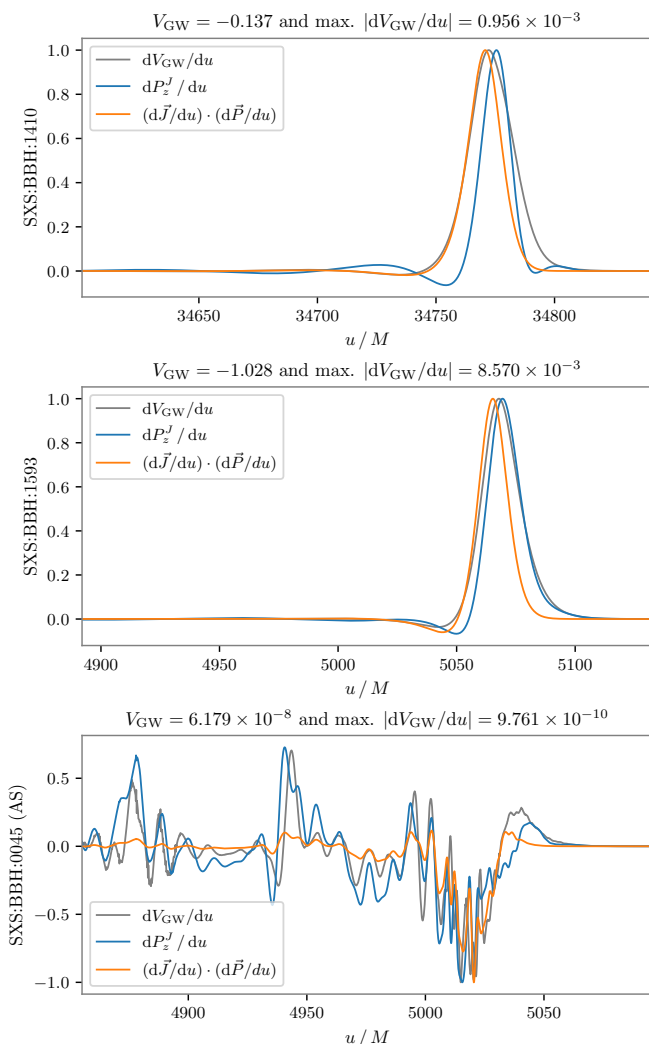


FIG. 6. **The high similarities of the three types of fluxes.** The three panels from top to bottom show the fluxes integrated from three selected SXS simulations. The first two correspond to precessing binaries, whereas the last is an aligned-spin binary. The curve in grey is dV_{GW}/du , that is the integrand of Eq. (12). The blue curve is the component of the linear momentum flux in the $\hat{\mathbf{J}}$ direction, computed at $t_{\text{ref}} = -100 M$. Finally, the orange curve is the inner product between the angular and linear momenta fluxes. For easy comparison, all three fluxes are normalised with respect to their absolute peak value. Note that in these three panels, the bulks of emission are all roughly located within a $50 M$ window near merger.

tion.

V. DISCUSSION

The spin configurations of the BBHs can determine whether a spacetime is mirror symmetric at an instance. In particular, those with parallel spins and are aligned with orbital angular momentum are mirror symmetric

at all times, therefore leading to a vanishing V_{GW} . On the other hand, $V_{\text{GW}} \neq 0$ necessarily implies a mirror asymmetric spacetime. That said, BBHs with parallel spins but misaligned with orbital momentum will precess and display a small but non-trivial V_{GW} , even though they can be mirror symmetric momentarily. Interestingly, these mirror asymmetric spacetimes will leave an imprint on the GW they emit, precisely in terms of the imbalance between right- and left-handed circularly polarised GW fluxes, which is what V_{GW} measures. In this work, we further extend this relation and relate it with the helicity of the remnant black hole, another chiral quantity. In other words, we have explicitly connected the mirror asymmetry in the spins configuration, with the imbalance of circular polarised flux and finally with the helicity of the final black hole. Intuitively, these three are understood to be deeply intertwined by the fact that they are different perspective on the intrinsic chirality of the BBHs.

The study of the net flux of circularly polarized waves across the whole population of black-hole mergers can reveal hidden, non-manifest, asymmetries in our Universe. For instance, if the Cosmological Principle holds, then the average flux $\langle V_{\text{GW}} \rangle$ of BBH population should be consistent with zero, even if individual sources yield non-zero V_{GW} . Such study was indeed carried out in Ref. [32] over 47 BBH detections from the third observing catalogs of Adv. LIGO and Adv. Virgo, yielding consistency with the Cosmological Principle, albeit with large uncertainties due to the limited statistics. Moreover, due to its relation to orbital precession, the study of mirror asymmetry for BBHs in our Universe can provide valuable information about BH astrophysical formation channels.

Further and louder observations of BBHs will enable more accurate tests of the cosmological principle through measurements of V_{GW} . In anticipation of this, we have shown through the recovery of numerically simulated signals that accurate measurements of V_{GW} can be performed using the waveform model, *NRSur7dq4*, in the near-mid future even for BBH systems with SNRs of 50, way beyond current detections. This further confirms the robustness of the results presented in [32].

Next, for the case of binary black-hole mergers, we have shown that, despite its highly non-trivial expression as an integrated quantity through the evolution of the BBH, V_{GW} , is linearly correlated to the helicity of the final black hole, understood as the projection of its final recoil onto its final spin, as shown in Figs. 4 & 5. Such linear relation is a priori far from obvious, as both quantities are obtained through manifestly different expressions. For the case of BBHs, we have first derived an approximate relation analytically – under reasonable assumptions – to then confirm it numerically by explicitly computing both quantities for a wide range of numerical simulations.

The discussed relation suggests an interesting parallelism with the experiment that lead to the discovery of parity broken by the weak force. According to our findings, the experiment of measuring V_{GW} across BBH

observations can be thought of as the gravitational analogue of Wu’s experiment in particle physics [80]. This experiment targeted the parity symmetry breaking of the weak interaction, which governs the spontaneous decay of particles. By analyzing the beta decay of an ensemble of Cobalt atom, and in particular the linear momentum distribution with respect to the spin of the host atoms (which provides a notion for the helicity of the emitted electrons), a preferred direction of emission was found, thereby indicating a failure of mirror symmetry in weak interactions. Here, the spin of the final BH would play the same role as the spin of the Cobalt atoms, while the recoil of the remnant BH plays the role of the electron linear momentum. Therefore, remnant BH can be similarly used to study the mirror symmetry of the whole Universe, understood as an ensemble of all astrophysical sources. By measuring the distribution of the linear momenta of remnant black holes with respect to their own spin, which is a notion for the helicity of the “emitted” BH after the merger, we have the potential to reveal a fundamental asymmetry in our Universe. A preliminary study was carried out using V_{GW} in [32], which, as we show here, is equivalent to the helicity of the host binary. Notably, such asymmetry may be sourced by a fundamental property of gravitational interactions, or simply because BBH formation scenarios favor a given helicity sign. Forthcoming BBH observations will enable us to determine whether our Universe has a preferred handedness.

ACKNOWLEDGMENTS

SHWL acknowledges support by grants from the Research Grants Council of Hong Kong (Project No. CUHK 14304622 and 14307923), and the Direct Grant for Research from the Research Committee of The Chinese University of Hong Kong. AFT acknowledges support from “Ajudes d’iniciació a la investigació” funded by the *Departament d’Astronomia i Astrofísica*, Universitat de València. NSG and JCB respectively acknowledge support from the Spanish Ministry of Science and Innovation via the Ramón y Cajal programme

(grants RYC2022-037424-I and RYC2022-036203-I), funded by MCIN/AEI/10.13039/501100011033 and by “ESF Investing in your future”. JCB is also supported by the research grant PID2020-118635GB-I00 from the Spain-Ministerio de Ciencia e Innovación. NSG is further supported by the Spanish Agencia Estatal de Investigación (grant PID2021-125485NB-C21) funded by MCIN/AEI/10.13039/501100011033 and ERDF A way of making Europe. We acknowledge further support by the European Horizon Europe staff exchange (SE) programme HORIZON-MSCA2021-SE-01 Grant No. NewFunFiCO-101086251. We acknowledge the use of computing facilities supported by grants from the Croucher Innovation Award from the Croucher Foundation Hong Kong. ADR acknowledges financial support via “*Atracción de Talento Cesar Nombela*”, grant No 2023-T1/TEC-29023, funded by Comunidad de Madrid, as well as support from the project PID2023-149560NB-C21 funded by MCIU /AEI/10.13039/501100011033 / FEDER, UE.

Appendix A: The role of asymmetric modes in V_{GW}

Parity asymmetry is most often tied with the m -asymmetric modes in most literatures [62, 66]. In view of this, it is worth exploring the relation between V_{GW} and the conventional asymmetric modes. In this section, we will express V_{GW} in terms of the asymmetric modes, which will also lead to an expression that close resembles that of the recoil. Following Refs. [66], we define the symmetric and asymmetric modes as:

$$h_{\ell,m}^{\pm}(u) = \frac{1}{2} [h_{\ell,m}(u) \pm (-1)^{\ell} \overline{h_{\ell,-m}(u)}] \quad (\text{A1})$$

Note that throughout this section, and this section only, we will use $h_{\ell,m}^+$ to denote the symmetric modes, and not the real part of $h_{\ell,m}$ as in the main text. With these definitions, one can relate the conjugate of $h_{\ell,m}$ with $h_{\ell,-m}$ as:

$$\overline{h_{\ell,m}} = (-1)^{\ell} [h_{\ell,-m}^+ - h_{\ell,-m}^-]. \quad (\text{A2})$$

Then, denoting by \mathcal{F} the Fourier operator, we can rewrite the definition of V_{GW} (Eq. (3)) in terms of h^+ and h^- :

$$\begin{aligned} V_{\text{GW}} &= \int_0^{\infty} d\omega \omega^3 \sum_{\ell=2}^{\infty} \sum_{m=-\ell}^{\ell} \left[|\mathcal{F}[\overline{h_{\ell,m}}](\omega)|^2 - |\mathcal{F}[h_{\ell,m}](\omega)|^2 \right] \\ &= \int_0^{\infty} d\omega \omega^3 \sum_{\ell=2}^{\infty} \sum_{m=-\ell}^{\ell} \left[\left| \mathcal{F} \left[(-1)^{\ell} (h_{\ell,-m}^+ - h_{\ell,-m}^-) \right] (\omega) \right|^2 - \left| \mathcal{F} [h_{\ell,m}^+ + h_{\ell,m}^-] (\omega) \right|^2 \right] \end{aligned}$$

Expanding both terms, replace the Fourier operator with the overhead tilde, and dropping the explicit reference to ω , we arrive at:

$$\begin{aligned} &= \int_0^\infty d\omega \omega^3 \sum_{\ell=2}^\infty \sum_{m=-\ell}^\ell \left\{ \left| \widetilde{h_{\ell,-m}^+} \right|^2 + \left| \widetilde{h_{\ell,-m}^-} \right|^2 - 2 \operatorname{Re} \left[\widetilde{h_{\ell,-m}^+} \widetilde{h_{\ell,-m}^-} \right] \right\} - \left\{ \left| \widetilde{h_{\ell,m}^+} \right|^2 + \left| \widetilde{h_{\ell,m}^-} \right|^2 + 2 \operatorname{Re} \left[\widetilde{h_{\ell,m}^+} \widetilde{h_{\ell,m}^-} \right] \right\} \\ &= \int_0^\infty d\omega \omega^3 \sum_{\ell=2}^\infty \sum_{m=-\ell}^\ell \left(\left| \widetilde{h_{\ell,-m}^+} \right|^2 - \left| \widetilde{h_{\ell,m}^+} \right|^2 \right) + \left(\left| \widetilde{h_{\ell,-m}^-} \right|^2 - \left| \widetilde{h_{\ell,m}^-} \right|^2 \right) - 2 \operatorname{Re} \left[\widetilde{h_{\ell,-m}^+} \widetilde{h_{\ell,-m}^-} + \widetilde{h_{\ell,m}^+} \widetilde{h_{\ell,m}^-} \right] \end{aligned}$$

The first two parentheses are cancelled by summation over m ; simplifying the expression, we obtain

$$V_{\text{GW}} = -4 \int_0^\infty d\omega \omega^3 \sum_{\ell=2}^\infty \sum_{m=-\ell}^\ell \operatorname{Re} \left[\widetilde{h_{\ell,m}^+} \widetilde{h_{\ell,m}^-} \right]. \quad (\text{A3})$$

Note the striking resemblance to the formula of the linear momentum (Eq. (14) in Ref. [66]). Both expressions show explicitly that the source of V_{GW} and \mathbf{K} is the interaction between the symmetric and asymmetric modes; or equivalently, the interaction between parity preserving and violating modes [62]. The main difference between the two expressions is that the expression of the recoil involves an additional integration along a particular direction, and that the expression for V_{GW} is in the Fourier domain.

Appendix B: The approximate relation between $h_{\ell,m}^+$ and $h_{\ell,m}^\times$: validity and implications

In this appendix, we elaborate on how the assumptions we made on $h_{\ell,m}^+$ and $h_{\ell,m}^\times$ in the main text lead to our conclusions. Next, we will show both through analytic and empirical results that such assumptions are safe for the case of BBHs. We recall that we define $h_{\ell,m}^+ = \operatorname{Re}[h_{\ell,m}]$ and $h_{\ell,m}^\times = -\operatorname{Im}[h_{\ell,m}]$. We will show that for $m \neq 0$, the following relation approximately holds

$$h_{\ell,m}^\times(u) \approx \operatorname{sgn}(m) H[h_{\ell,m}^+](u) \quad \text{and} \quad h_{\ell,m}^+(u) \approx -\operatorname{sgn}(m) H[h_{\ell,m}^\times](u). \quad (\text{B1})$$

Above, $H[\cdot]$ represents the Hilbert transform, and the second relation follows directly from the inversion property of the Hilbert transform [72]. The above relation implies that the respective Fourier transforms are related by:

$$\widetilde{h_{\ell,m}^\times}(\omega) \approx -i \operatorname{sgn}(m\omega) \widetilde{h_{\ell,m}^+}(\omega) \quad \text{and} \quad \widetilde{h_{\ell,m}^+}(\omega) \approx +i \operatorname{sgn}(m\omega) \widetilde{h_{\ell,m}^\times}(\omega). \quad (\text{B2})$$

Notice that the terms in the integrands of Eqs. (10) & (11) will become:

$$\left| \widetilde{h_{\ell,m}^+}(\omega) + i \widetilde{h_{\ell,m}^\times}(\omega) \right|^2 \approx \left| (1 + \operatorname{sgn}(m\omega)) \widetilde{h_{\ell,m}^+}(\omega) \right|^2 \quad (\text{B3})$$

$$\left| \widetilde{h_{\ell,m}^+}(\omega) - i \widetilde{h_{\ell,m}^\times}(\omega) \right|^2 \approx \left| (1 - \operatorname{sgn}(m\omega)) \widetilde{h_{\ell,m}^+}(\omega) \right|^2 \quad (\text{B4})$$

given that only positive ω will be involved in the integral, each $\operatorname{sgn}(m\omega)$ reduces to $\operatorname{sgn}(m)$.

In Eqs. (10) & (11), under this assumption, the two terms with alternative signs will vanish. In other words, the contribution from each $(\ell, \pm m)$ pair in both integrands can be reduced to the same expression:

$$\left| \widetilde{h_{\ell,m}^+}(\omega) + i \widetilde{h_{\ell,m}^\times}(\omega) \right|^2 - \left| \widetilde{h_{\ell,-m}^+}(\omega) - i \widetilde{h_{\ell,-m}^\times}(\omega) \right|^2 \quad (\text{B5})$$

1. Validity of the approximate relation

To show that our assumption $h_{\ell,m}^\times \approx \operatorname{sgn}(m) H[h_{\ell,m}^+]$ is well-justified, we proceed by first assuming each $h_{\ell,m}$ can be described as an oscillatory signal with a slowly-

varying amplitude, *i.e.*

$$h_{\ell,m}(u) \approx A_{\ell,m}(u) \exp[-i\omega_{\ell,m}u], \quad (\text{B6})$$

where $\omega_{\ell,m}$ is the GW angular frequency of each (ℓ, m) mode, with the condition $\dot{A}_{\ell,m}/A_{\ell,m} \ll \omega_{\ell,m}$. Then by definition, its real and imaginary components are given

by:

$$h_{\ell,m}^+ = A_{\ell,m}(u) \cos(\omega_m u) \quad (\text{B7})$$

$$h_{\ell,m}^\times = A_{\ell,m}(u) \sin(\omega_m u) . \quad (\text{B8})$$

Under the slow-varying amplitude conditions (see Fig. 8), Bedrosian’s theorem [81] ensures that:

$$H[h_{\ell,m}^+](u) \approx A_{\ell,m}(u) H[\cos(\omega_m u)] \quad (\text{B9})$$

$$\approx A_{\ell,m}(u) \text{sgn}(m) \sin(\omega_m u) \quad (\text{B10})$$

$$= \text{sgn}(m) h_{\ell,m}^\times(u) . \quad (\text{B11})$$

The second line follows from the fact that Hilbert transform depends on the sign of ω_m . Then taking into account that $\omega > 0$, we have $\text{sgn}(\omega_m) = \text{sgn}(m)$. This concludes $h_{\ell,m}^\times = \text{sgn}(m) H[h_{\ell,m}^+]$, and similarly for $h_{\ell,m}^+$. Moreover, as we have shown before, to explain most of the linear relationship between V_{GW} and K_z^J , we only need this relation to hold strongly for the dominant modes, which is indeed the case as we show in Fig. 8.

Our assumption that $h_{\ell,m}^\times \approx \text{sgn}(m) H[h_{\ell,m}^+]$ implies that the complex mode $h_{\ell,m}$ satisfies [72, 73]:

$$h_{\ell,m} \approx h_{\ell,m}^+ - i \text{sgn}(m) H[h_{\ell,m}^+] . \quad (\text{B12})$$

and the following property of an analytic signal would be true:

$$\widetilde{H}[h_{\ell,m}] = i \text{sgn}(m\omega) \widetilde{h_{\ell,m}} , \quad (\text{B13})$$

where the overhead tilde denotes Fourier transformation.

In the remainder of this section, we show that this relation holds to a very high degree for precessing BBH systems in two ways. While we have performed these tests for a large suite of both numerical simulations and waveforms generated with the `NRSur7dq4` waveform model, we highlight here results obtained on the precessing simulation `SXS:BBH:1593`.

First, in Fig. 7, we show that the positive frequency spectrum of a numerically simulated complex $h_{\ell,m}$ vanishes, as expected for an analytic signal, except for the case of the (2, 1) mode, which we comment in the next paragraph.

Next, Fig. 8 shows a family of tests involving the original $h_{\ell,m}$ mode and the corresponding analytic signal, constructed as $h_{\ell,m}^{\text{analytic}} := h_{\ell,m}^+ - i \text{sgn}(m) H[h_{\ell,m}^+]$ according to Eq. (B12). First, the top panel shows the original $h_{2,2}^+$ together with its minimal differences with respect to the Hilbert transform of its imaginary part $-H[h_{2,2}^\times]$. The green curve in the middle panel shows the minimal differences between the frequencies of the original $h_{\ell,m}$ mode $\dot{\phi}_{2,2}$ (blue) and that of the “analytic” mode $\dot{\phi}_{2,2}^{\text{analytic}}$ (orange). In addition, the purple curve shows that the slowly varying condition for the amplitude is well satisfied until well into the ringdown, when the amplitude becomes exponentially decaying. As we will show later, the fact that the (2, 1) mode has roughly half the frequency

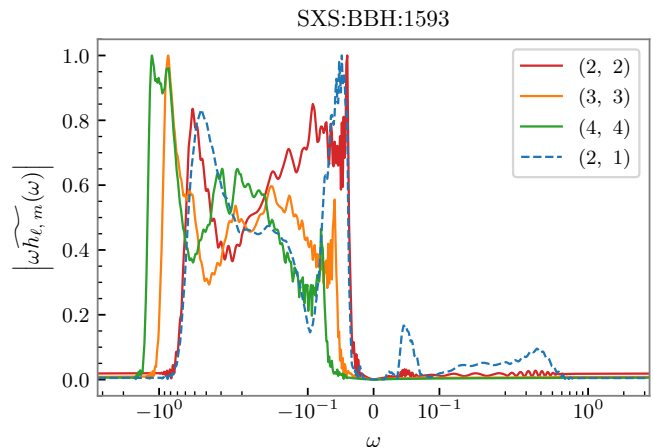


FIG. 7. **The vanishing positive frequency spectrum of $h_{\ell,m}$.** The amplitude of the Fourier transform of $h_{\ell,m}$ for the (2, 2), (3, 3), (4, 4) and (2, 1) modes are plotted against the dimensionless frequency. Note that the spectrum is scaled by the frequency to highlight regions that are important under integration. All four curves are rescaled by their peak value. It is worth noting that other than $\tilde{h}_{2,1}$, the rest have almost trivial positive frequency spectra, which implies that they behave much like analytic signals.

of the (2, 2) makes this deviation more prominent, leading to the non-null positive-frequency components shown in Fig. 7. We note that in the figure, u is the retarded time and u_{peak} is the peak time at which the norm of the waveform, $\sum_{\ell,m} |h_{\ell,m}|^2$, is maximised.

Last, the bottom panel shows the distribution of the mismatch of $h_{\ell,m}^+$ and its respective $h_{\ell,m}^{\text{analytic}}$ for all simulations available in the public `SXS` catalogue. The mismatch is defined as $\varepsilon = 1 - \mathcal{M}$, where \mathcal{M} denotes the match between two waveforms and is defined as:

$$\mathcal{M}(a, b) = \frac{\mathcal{O}(a, b)}{\sqrt{\mathcal{O}(a, a) \mathcal{O}(b, b)}} , \quad (\text{B14})$$

and \mathcal{O} is the overlap:

$$\mathcal{O}(a, b) = \int_{-\infty}^{\infty} a(t) b(t) dt \quad (\text{B15})$$

for real-valued functions $a(t)$ and $b(t)$. The panel shows that for most binaries, the Hilbert approximation is valid for the dominant (2, 2) mode, as well as other $m = \ell$ modes, and their mismatch is typically around or below 10^{-3} . In particular, as ℓ increases, the match tends to become better, until $\ell = 7$ or 8, where the waveform is dominated by noise. This phenomenon can be explained as follows: the requirement for the slowly varying amplitude is equivalent to having the spectrum of the amplitude itself be disjoint from that of the oscillation, which is characterised by ω_m . Higher values of m imply that the two spectra are further apart, making the assumption more valid. On the other hand, as m decreases, the spectra are closer and eventually overlap, especially when it is down

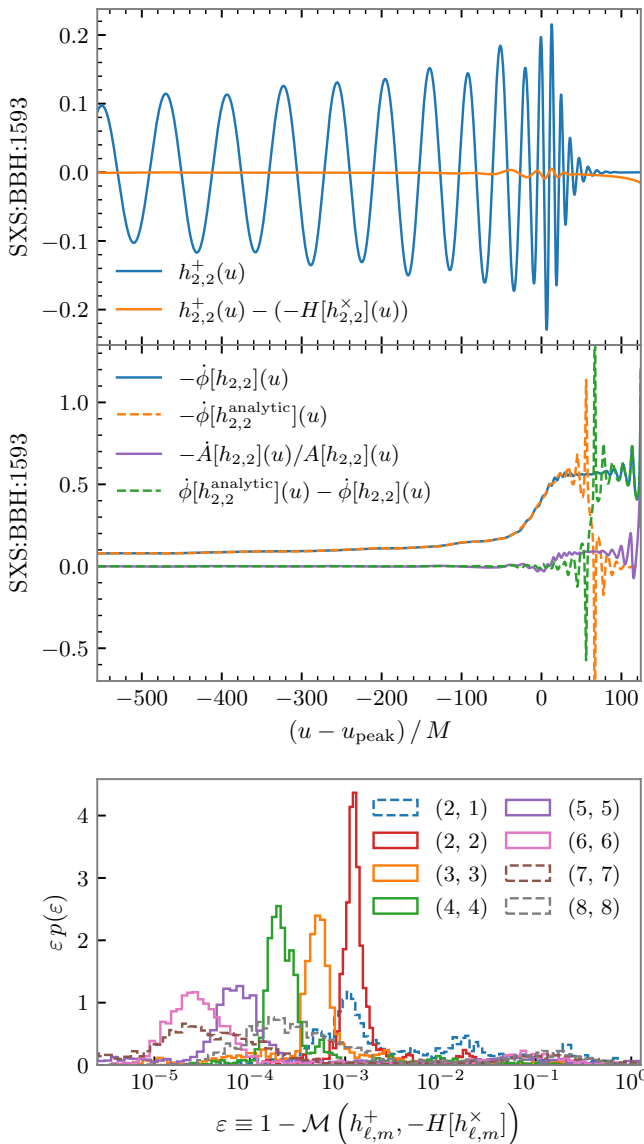


FIG. 8. Validity of the Hilbert transformed approximation. From top to bottom, the first plot shows, in time domain, the difference between $h_{2,2}^+$ and the (negative of) Hilbert transform of $h_{2,2}^\times$, which should approximate $h_{2,2}^+$ itself under the assumption. The second panel shows the angular frequencies of $h_{2,2}$ and the analytic signal constructed from $h_{2,2}^+$, *i.e.* $h_{2,2}^{\text{analytic}} = h_{2,2}^+ - iH[h_{2,2}^+]$, in blue and orange respectively. Their difference is denoted by the green dashed line. The purple curve shows the derivative of the amplitude of $h_{2,2}$, *i.e.* $\dot{A}[h_{2,2}]$, scaled by the amplitude; where it deviates from zero is correlated to where the difference in $\dot{\phi}$ is large. In the bottom panel, it shows the distribution of the time domain mismatch, ϵ , between $h_{\ell,m}^+$ and its Hilbert approximation for all $\ell = m$ modes beginning from $\ell = 2$ to 8, plus a (2, 1) modes, of all waveforms in the SXS catalogue, in red, orange, green and blue respectively. The typical mismatch is roughly below 2×10^{-3} , except for the (2, 1) mode.

to $m = 1$, which also explains the dashed-blue curve in

Fig. 8. From a more physical point of view, the above is simply caused by the fact that while the amplitude of all modes varies at a similar pace, the frequency $\omega_{\ell,m}$ is roughly proportional to m , making the slowly-varying amplitude condition be less (more) robustly satisfied for high (low) values of m .

We remark that although this approximation almost always holds for the (2, ± 2) mode, we have found some corner cases with relatively high mismatch ($\epsilon > 0.1$). These usually correspond to systems undergo transitional precession near merger, making \mathbf{J} and \mathbf{L} nearly orthogonal, which leads to a fast amplitude change that violates the slowly varying condition.

Appendix C: Impact of eccentricity and other parameters

It is well known that the addition of orbital eccentricity to precessing systems can lead to increased kick magnitudes. In this appendix, we explore how eccentricity and other astrophysically relevant parameters like peak luminosity and final spin are related to V_{GW} .

In Fig. 9, from top to bottom, we have plotted the kick and spin magnitudes, together with the peak luminosity, against $|V_{\text{GW}}|$, for simulation in the RIT catalogue. Each point is coloured according to the initial eccentricity of the simulation, as reported in the RIT catalogue. The top panel shows that, as expected, eccentric binaries dominate the very large kick regions, especially when the resultant kick magnitude is above 3000 km s^{-1} , also corresponding to the largest values of V_{GW} .

The middle panel shows that the most extreme values of $|V_{\text{GW}}|$ occur for binaries that result in spins around 0.6-0.8. We note that the spin distribution is apparently capped by ~ 0.9 , which is a limitation of the available simulation, which shows low V_{GW} values. This is consistent with the fact that near-extremal BHs can only be produced with peculiar configurations with nearly aligned-spins, which necessarily have very small V_{GW} .

Finally, the bottom panel shows the peak luminosity, as a measure of energy flux, which is directly correlated with the amplitude of the momentum flux, *i.e.* the kick. As expected from their strong precession and eccentricity, systems with large V_{GW} display larger luminosities, which implies that they should be more easily detected. We note, however, that current searches for BBHs ignore orbital precession [82], damaging their sensitivity [83, 84].

Appendix D: Regarding final spin of remnant BHs

In this last appendix, we will show empirically that the total angular momentum \mathbf{J} of generic BBHs tends to align with the final spin of the remnant. The top panel of Fig. 10, shows $\langle \hat{\mathbf{J}}, \hat{\mathbf{a}}_f \rangle$ and its deviation from unity, for the 500 000 BBHs with spins isotropically distributed we used in Fig. 4. We represent its distribution in log-scale

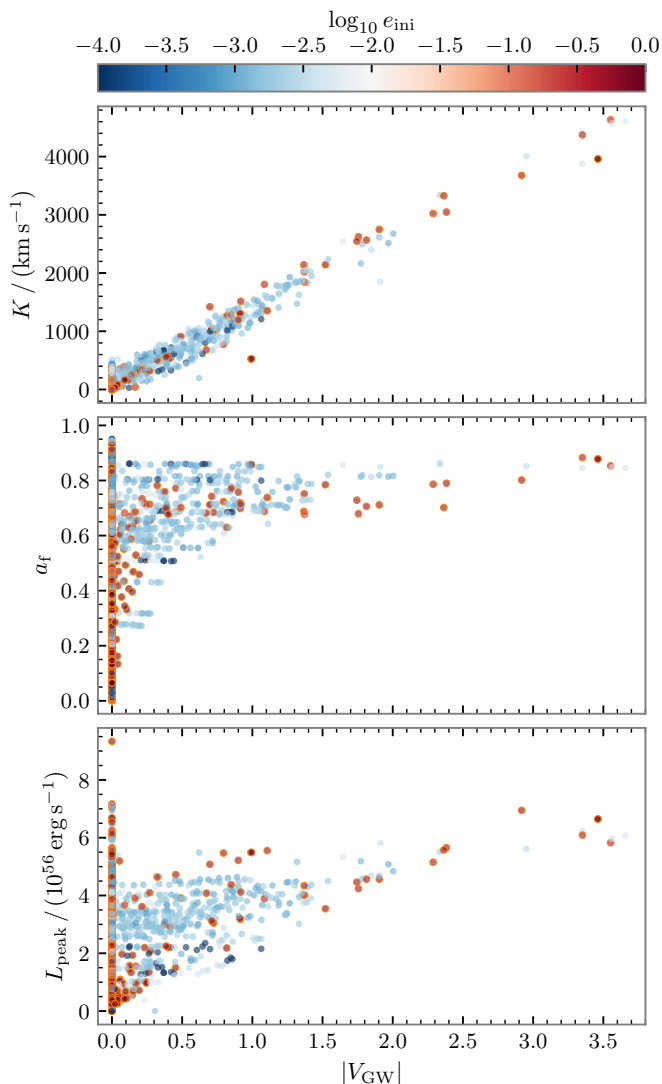


FIG. 9. **Relation of V_{GW} and initial eccentricity** From top to bottom, the three panels plot $|V_{\text{GW}}|$ against the magnitudes of final kick, final spin and peak luminosity, respectively. Each point corresponds to one NR simulation in the RIT catalog, and is colored by the initial eccentricity (in log-scale), points with orange outlines are explicitly stated as eccentric in the catalog. We note that generally eccentric binaries tend to have mildly higher kick and luminosity, as well as V_{GW} .

to highlight the strong alignment of these two vectors. In particular, for 99.73% of all 500 000 BBHs, the angle between $\hat{\mathcal{J}}$ and $\hat{\mathbf{a}}_f$ are well-below 0.247 rad. Furthermore, for 95.45% (2σ) of them, this angle is less than 0.0996 rad. This should justify the interchangeability of $\hat{\mathcal{J}}$ and $\hat{\mathbf{a}}_f$ in the results we shown in the main text. We highlight that among all 500 000 BBHs that we have considered, only seven of them have $\langle \hat{\mathcal{J}}, \hat{\mathbf{a}}_f \rangle < 0$.

Finally, regarding our notion of helicity, all the plots in the main text show the value of the helicity scaled by the kick magnitude, which concealed the fact that in most remnant BHs this quantity clusters at ± 1 , as shown in the lower panel of Fig. 10. In the plot, we see that under our isotropic spin distribution assumption, about half of all BBHs should have $|\mathcal{H}| > 0.9$, and about 62.5% of them will have $|\mathcal{H}| > 0.8$. This property shall be another unique feature of a population of BBHs with isotropic spins. For instance, for aligned spin BBHs, one expects the kick to be orthogonal with $\hat{\mathcal{J}}$ (and $\hat{\mathbf{a}}_f$), which would yield null helicity. For BHs that are formed from other astrophysical processes, such as supernovae, perhaps the distribution of the helicity would be different as well. This suggests that mirror asymmetry in the population of BBHs in the Universe could arise if BH formation was dominated by certain channels yielding characteristic helicity distributions.

-
- [1] J. Aasi *et al.* (LIGO Scientific), Advanced LIGO, *Class. Quant. Grav.* **32**, 074001 (2015), [arXiv:1411.4547 \[gr-qc\]](#).
- [2] F. Acernese *et al.* (VIRGO), Advanced Virgo: a second-generation interferometric gravitational wave detector, *Class. Quant. Grav.* **32**, 024001 (2015), [arXiv:1408.3978 \[gr-qc\]](#).
- [3] T. Akutsu *et al.* (KAGRA), KAGRA: 2.5 Generation Interferometric Gravitational Wave Detector, *Nature Astron.* **3**, 35 (2019), [arXiv:1811.08079 \[gr-qc\]](#).
- [4] B. P. Abbott *et al.* (LIGO Scientific, Virgo), GWTC-1: A Gravitational-Wave Transient Catalog of Compact Binary Mergers Observed by LIGO and Virgo during the First and Second Observing Runs, (2018), [arXiv:1811.12907 \[astro-ph.HE\]](#).
- [5] R. Abbott *et al.* (LIGO Scientific, Virgo), GWTC-2: Compact Binary Coalescences Observed by LIGO and Virgo During the First Half of the Third Observing Run, *Phys. Rev. X* **11**, 021053 (2021), [arXiv:2010.14527 \[gr-qc\]](#).
- [6] R. Abbott *et al.* (KAGRA, VIRGO, LIGO Scientific), GWTC-3: Compact Binary Coalescences Observed by LIGO and Virgo during the Second Part of the

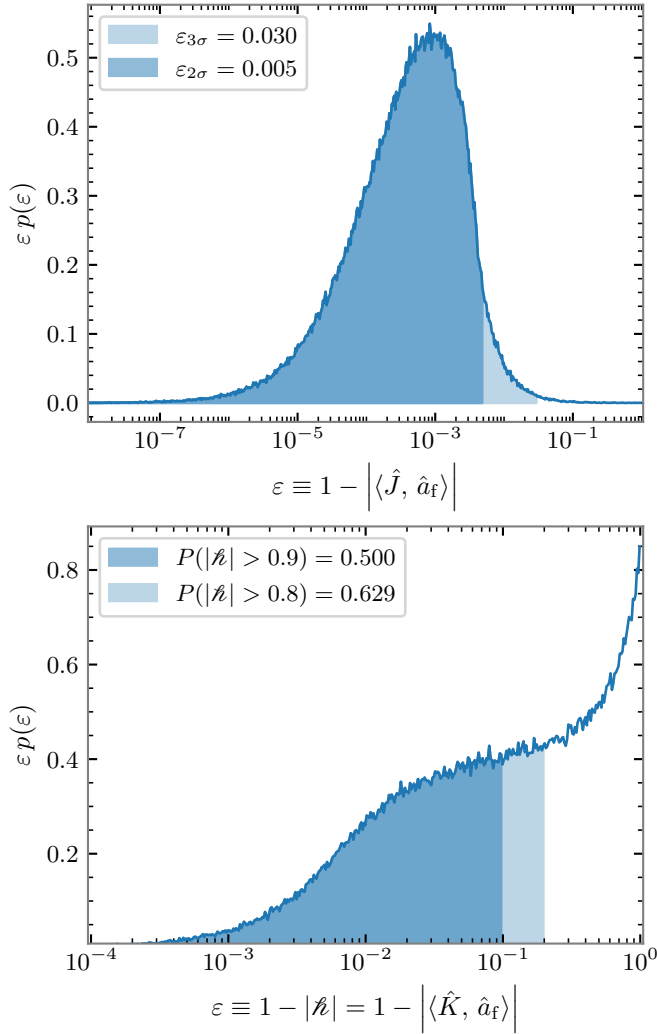


FIG. 10. **General alignments of the final spin of remnant black holes** The top and bottom panels respectively show the distribution of the alignment of the final spin of remnant black holes with the total angular momentum $\hat{\mathbf{J}}$ and $\hat{\mathbf{K}}$. Similar to Fig. 4, these are computed using 500 000 BBH using the NRSur7dq4 waveform model. In the top panel, we represent the alignment of $\hat{\mathbf{J}}$ and $\hat{\mathbf{a}}_f$ by the deviation of their inner product from 1, in log-scale. The dark- and light-shaded areas denote 95.45% (2σ) and 99.73% (3σ) of all BBHs, respectively. The bottom panel shows the distribution of (absolute value of) helicities of these BBHs, and the shaded region is where $|\hat{\mathcal{K}}| > 0.9$, which happens to be about 50% of the ensemble.

Third Observing Run, *Phys. Rev. X* **13**, 041039 (2023), [arXiv:2111.03606 \[gr-qc\]](#).

- [7] B. P. Abbott *et al.* (LIGO Scientific, Virgo), Tests of General Relativity with the Binary Black Hole Signals from the LIGO-Virgo Catalog GWTC-1, *Phys. Rev. D* **100**, 104036 (2019), [arXiv:1903.04467 \[gr-qc\]](#).
- [8] T. L. S. Collaboration, the Virgo Collaboration, and the KAGRA Collaboration, The population of merging compact binaries inferred using gravitational waves through GWTC-3 (2021), [arXiv:2111.03634](#).

- [9] V. Varma, S. Biscoveanu, T. Islam, F. H. Shaik, C.-J. Haster, M. Isi, W. M. Farr, S. E. Field, and S. Vitale, Evidence of large recoil velocity from a black hole merger signal (2022), [arXiv:2201.01302](#).
- [10] M. Hannam, C. Hoy, J. E. Thompson, S. Fairhurst, V. Raymond, M. Colleoni, D. Davis, H. Estellés, C.-J. Haster, A. Helmling-Cornell, S. Husa, D. Keitel, T. J. Massinger, A. Menéndez-Vázquez, K. Mogushi, S. Ossokine, E. Payne, G. Pratten, I. Romero-Shaw, J. Sadiq, P. Schmidt, R. Tenorio, R. Udall, J. Veitch, D. Williams, A. B. Yelikar, and A. Zimmerman, General-relativistic precession in a black-hole binary, *Nature* **10.1038/s41586-022-05212-z** (2022).
- [11] J. Calderón Bustillo, S. H. W. Leong, and K. Chandra, GW190412: Measuring a Black-hole Recoil direction through Higher-order Gravitational-wave modes (2022), [2211.03465 \[gr-qc\]](#).
- [12] B. P. Abbott *et al.* (Virgo, LIGO Scientific), Observation of Gravitational Waves from a Binary Black Hole Merger, *Phys. Rev. Lett.* **116**, 061102 (2016), [arXiv:1602.03837 \[gr-qc\]](#).
- [13] B. Abbott *et al.* (LIGO Scientific, Virgo), Tests of General Relativity with the Binary Black Hole Signals from the LIGO-Virgo Catalog GWTC-1, *Phys. Rev. D* **100**, 104036 (2019), [arXiv:1903.04467 \[gr-qc\]](#).
- [14] R. Abbott *et al.* (LIGO Scientific, Virgo), Tests of general relativity with binary black holes from the second LIGO-Virgo gravitational-wave transient catalog, *Phys. Rev. D* **103**, 122002 (2021), [arXiv:2010.14529 \[gr-qc\]](#).
- [15] R. Abbott *et al.*, Tests of general relativity with GWTC-3 (2021).
- [16] M. Isi, M. Giesler, W. M. Farr, M. A. Scheel, and S. A. Teukolsky, Testing the no-hair theorem with GW150914, *Physical Review Letters* **123**, 10.1103/physrevlett.123.111102 (2019).
- [17] J. Calderón Bustillo, P. D. Lasky, and E. Thrane, Black-hole spectroscopy, the no-hair theorem, and GW150914: Kerr versus occam, *Physical Review D* **103**, 10.1103/physrevd.103.024041 (2021).
- [18] H. Siegel, M. Isi, and W. M. Farr, Ringdown of GW190521: Hints of multiple quasinormal modes with a precessional interpretation, *Physical Review D* **108**, 10.1103/physrevd.108.064008 (2023).
- [19] B. P. Abbott *et al.*, A gravitational-wave standard siren measurement of the hubble constant, *Nature* **551**, 85 (2017).
- [20] B. P. Abbott *et al.* (LIGO Scientific, Virgo, VIRGO), A Gravitational-wave Measurement of the Hubble Constant Following the Second Observing Run of Advanced LIGO and Virgo, *Astrophys. J.* **909**, 218 (2021), [arXiv:1908.06060 \[astro-ph.CO\]](#).
- [21] M. Mapelli, Binary black hole mergers: Formation and populations, *Frontiers in Astronomy and Space Sciences* **7**, 10.3389/fspas.2020.00038 (2020).
- [22] A. V. Tutukov and L. R. YungelSon, The merger rate of neutron star and black hole binaries, *Monthly Notices of the Royal Astronomical Society* **260**, 675 (1993).
- [23] K. Belczynski, D. E. Holz, T. Bulik, and R. O’Shaughnessy, The first gravitational-wave source from the isolated evolution of two stars in the 40–100 solar mass range, *Nature* **534**, 512 (2016).
- [24] S. Sigurdsson and L. Hernquist, Primordial black holes in globular clusters, *Nature* **364**, 423 (1993).
- [25] S. F. Portegies Zwart and S. L. W. McMillan, Black hole

- mergers in the universe, *The Astrophysical Journal* **528**, L17 (2000).
- [26] C. L. Rodriguez, M. Zevin, C. Pankow, V. Kalogera, and F. A. Rasio, Illuminating black hole binary formation channels with spins in advanced ligo, *The Astrophysical Journal Letters* **832**, L2 (2016).
- [27] A. del Rio, N. Sanchis-Gual, V. Mewes, I. Agullo, J. A. Font, and J. Navarro-Salas, Spontaneous creation of circularly polarized photons in chiral astrophysical systems, *Physical Review Letters* **124**, 10.1103/physrevlett.124.211301 (2020).
- [28] N. Sanchis-Gual and A. del Rio, Precessing binary black holes as engines of electromagnetic helicity, *Phys. Rev. D* **108**, 044052 (2023), arXiv:2303.15534 [gr-qc].
- [29] E. Payne, S. Hourihane, J. Golomb, R. Udall, R. Udall, D. Davis, and K. Chatziioannou, Curious case of GW200129: Interplay between spin-precession inference and data-quality issues, *Phys. Rev. D* **106**, 104017 (2022), arXiv:2206.11932 [gr-qc].
- [30] R. Macas, A. Lundgren, and G. Ashton, Revisiting the evidence for precession in GW200129 with machine learning noise mitigation, *Phys. Rev. D* **109**, 062006 (2024), arXiv:2311.09921 [gr-qc].
- [31] T. Islam, A. Vajpeyi, F. H. Shaik, C.-J. Haster, V. Varma, S. E. Field, J. Lange, R. O'Shaughnessy, and R. Smith, Analysis of GWTC-3 with fully precessing numerical relativity surrogate models, (2023), arXiv:2309.14473 [gr-qc].
- [32] J. Calderon-Bustillo, A. del Rio, N. Sanchis-Gual, K. Chandra, and S. H. W. Leong, Testing mirror symmetry in the universe with ligo-virgo black-hole mergers, To appear in *Phys. Rev. Lett.* (2025), 2402.09861.
- [33] V. Varma, S. E. Field, M. A. Scheel, J. Blackman, D. Gerosa, L. C. Stein, L. E. Kidder, and H. P. Pfeiffer, Surrogate models for precessing binary black hole simulations with unequal masses, *Physical Review Research* **1**, 10.1103/physrevresearch.1.033015 (2019).
- [34] R. M. Wald, *General Relativity* (The University of Chicago Press, 1984).
- [35] M. Perry and M. J. Rodriguez, Dynamical Love Numbers for Kerr Black Holes, (2023), arXiv:2310.03660 [gr-qc].
- [36] R. Geroch, Asymptotic structure of space-time, in *Asymptotic Structure of Space-Time*, edited by F. P. Esposito and L. Witten (Springer US, Boston, MA, 1977) pp. 1–105.
- [37] A. Ashtekar, *ASYMPTOTIC QUANTIZATION: BASED ON 1984 NAPLES LECTURES* (1987).
- [38] A. Ashtekar, Geometry and physics of null infinity, in *Surveys in differential geometry*, Vol. 20 (2015) pp. 99–122.
- [39] A. del Rio, Chiral anomalies induced by gravitational waves, *Physical Review D* **104**, 10.1103/physrevd.104.065012 (2021).
- [40] M. Nakahara, *Geometry, topology and physics* (2003) bristol, UK: Hilger (1990) 505 p. (Graduate student series in physics).
- [41] A. Ashtekar, Asymptotic quantization of the gravitational field, *Phys. Rev. Lett.* **46**, 573 (1981).
- [42] M. Isi, Parametrizing gravitational-wave polarizations, *Classical and Quantum Gravity* **40**, 203001 (2023).
- [43] The SXS Collaboration, www.black-holes.org, www.black-holes.org.
- [44] D. Shoemaker *et al.* (LIGO Scientific Collaboration), Advanced ligo anticipated sensitivity curves, LIGO-T0900288, https://dcc.ligo.org/cgi-bin/DocDB/ShowDocument?docid=2974 (2010).
- [45] T. V. Collaboration, Advanced virgo baseline design, Virgo technical report VIR-0027A-09 (2009).
- [46] G. Ashton *et al.*, BILBY: A user-friendly Bayesian inference library for gravitational-wave astronomy, *Astrophys. J. Suppl.* **241**, 27 (2019), arXiv:1811.02042 [astro-ph.IM].
- [47] R. J. E. Smith, G. Ashton, A. Vajpeyi, and C. Talbot, Massively parallel bayesian inference for transient gravitational-wave astronomy, *Monthly Notices of the Royal Astronomical Society* **498**, 4492 (2020).
- [48] P. Schmidt, F. Ohme, and M. Hannam, Towards models of gravitational waveforms from generic binaries: II. modelling precession effects with a single effective precession parameter, *Phys. Rev. D* **91**, 024043 (2015).
- [49] L. Blanchet, T. Damour, B. R. Iyer, C. M. Will, and A. Wiseman, Gravitational radiation damping of compact binary systems to second postNewtonian order, *Phys.Rev.Lett.* **74**, 3515 (1995), arXiv:gr-qc/9501027 [gr-qc].
- [50] J. Calderón Bustillo, A. Bohé, S. Husa, A. M. Sintes, M. Hannam, and M. Pürrer, Comparison of subdominant gravitational wave harmonics between post-Newtonian and numerical relativity calculations and construction of multi-mode hybrids, (2015), arXiv:1501.00918 [gr-qc].
- [51] K. S. Thorne, Multipole Expansions of Gravitational Radiation, *Rev. Mod. Phys.* **52**, 299 (1980).
- [52] J. A. Gonzalez, U. Sperhake, B. Bruegmann, M. Hannam, and S. Husa, Total recoil: The Maximum kick from nonspinning black-hole binary inspiral, *Phys.Rev.Lett.* **98**, 091101 (2007), arXiv:gr-qc/0610154 [gr-qc].
- [53] M. Campanelli, C. O. Lousto, Y. Zlochower, and D. Merritt, Maximum gravitational recoil, *Physical Review Letters* **98**, 10.1103/physrevlett.98.231102 (2007).
- [54] U. Sperhake, E. Berti, V. Cardoso, F. Pretorius, and N. Yunes, Superkicks in ultrarelativistic encounters of spinning black holes, *Phys. Rev.* **D83**, 024037 (2011), arXiv:1011.3281 [gr-qc].
- [55] H. Baumgardt and M. Hilker, A catalogue of masses, structural parameters, and velocity dispersion profiles of 112 milky way globular clusters, *Monthly Notices of the Royal Astronomical Society* **478**, 1520 (2018).
- [56] S. Gilbaum, E. Grishin, N. C. Stone, and I. Mandel, How to Escape from a Trap: Outcomes of Repeated Black Hole Mergers in AGN, (2024), arXiv:2410.19904 [astro-ph.HE].
- [57] D. Gerosa and M. Fishbach, Hierarchical mergers of stellar-mass black holes and their gravitational-wave signatures, *Nature Astronomy* **5**, 749 (2021).
- [58] C. Araújo-Álvarez, H. W. Y. Wong, A. Liu, and J. Calderón Bustillo, Kicking time back in black hole mergers: Ancestral masses, spins, birth recoils, and hierarchical-formation viability of gw190521, *The Astrophysical Journal* **977**, 220 (2024).
- [59] P. Mahapatra, A. Gupta, M. Favata, K. G. Arun, and B. S. Sathyaprakash, Remnant Black Hole Kicks and Implications for Hierarchical Mergers, *Astrophys. J. Lett.* **918**, L31 (2021), arXiv:2106.07179 [astro-ph.HE].
- [60] P. Mahapatra, D. Chattopadhyay, A. Gupta, M. Favata, B. S. Sathyaprakash, and K. G. Arun, Predictions of a simple parametric model of hierarchical black hole mergers, *Phys. Rev. D* **111**, 023013 (2025), arXiv:2209.05766 [astro-ph.HE].

- [61] M. Ruiz, M. Alcubierre, D. Núñez, and R. Takahashi, Multipole expansions for energy and momenta carried by gravitational waves, *General Relativity and Gravitation* **40**, 1705 (2007).
- [62] M. Boyle, L. E. Kidder, S. Ossokine, and H. P. Pfeiffer, Gravitational-wave modes from precessing black-hole binaries (2014).
- [63] J. Calderón Bustillo, J. A. Clark, P. Laguna, and D. Shoemaker, Tracking black hole kicks from gravitational wave observations, *Phys. Rev. Lett.* **121**, 191102 (2018), [arXiv:1806.11160 \[gr-qc\]](#).
- [64] J. Calderon Bustillo, C. Evans, J. A. Clark, G. Kim, P. Laguna, and D. Shoemaker, Post-merger chirps from binary black holes as probes of the final black-hole horizon, *Communications Physics* **3**, 10.1038/s42005-020-00446-7 (2020), [arXiv:1906.01153 \[gr-qc\]](#).
- [65] S. Ma, M. Giesler, V. Varma, M. A. Scheel, and Y. Chen, Universal features of gravitational waves emitted by superkick binary black hole systems, *Phys. Rev. D* **104**, 084003 (2021), [arXiv:2107.04890 \[gr-qc\]](#).
- [66] J. Mielke, S. Ghosh, A. Borchers, and F. Ohme, Revisiting the relationship of black-hole kicks and multipole asymmetries (2024), [arXiv:2412.06913 \[gr-qc\]](#).
- [67] U. Sperhake, R. Rosca-Mead, D. Gerosa, and E. Berti, Amplification of superkicks in black-hole binaries through orbital eccentricity, *Physical Review D* **101**, 10.1103/physrevd.101.024044 (2020), [arXiv:1910.01598 \[gr-qc\]](#).
- [68] A. Peres, Classical radiation recoil, *Phys. Rev.* **128**, 2471 (1962).
- [69] K. S. Thorne, Multipole expansions of gravitational radiation, *Rev. Mod. Phys.* **52**, 299 (1980).
- [70] E. Newman and R. Penrose, An Approach to Gravitational Radiation by a Method of Spin Coefficients, *Journal of Mathematical Physics* **3**, 566 (1962).
- [71] J. Blackman, S. E. Field, M. A. Scheel, C. R. Galley, D. A. Hemberger, P. Schmidt, and R. Smith, A surrogate model of gravitational waveforms from numerical relativity simulations of precessing binary black hole mergers, *Phys. Rev. D* **95**, 104023 (2017).
- [72] F. W. King, *Hilbert Transforms* (Cambridge University Press, 2009), most of the quoted results can be found in Chapter 4 therein.
- [73] J. Brown, Analytic signals and product theorems for hilbert transforms, *IEEE Transactions on Circuits and Systems* **21**, 790 (1974).
- [74] J. Healy, C. O. Lousto, Y. Zlochower, and M. Campanelli, The RIT binary black hole simulations catalog, *Classical and Quantum Gravity* **34**, 224001 (2017), [arXiv:1703.03423 \[gr-qc\]](#).
- [75] J. Healy, C. O. Lousto, J. Lange, R. O’Shaughnessy, Y. Zlochower, and M. Campanelli, Second RIT binary black hole simulations catalog and its application to gravitational waves parameter estimation, *Phys. Rev. D* **100**, 024021 (2019), [arXiv:1901.02553 \[gr-qc\]](#).
- [76] J. Healy and C. O. Lousto, Third RIT binary black hole simulations catalog, *Phys. Rev. D* **102**, 104018 (2020), [arXiv:2007.07910 \[gr-qc\]](#).
- [77] J. Healy and C. O. Lousto, Fourth RIT binary black hole simulations catalog: Extension to eccentric orbits, *Phys. Rev. D* **105**, 124010 (2022), [arXiv:2202.00018 \[gr-qc\]](#).
- [78] M. Boyle *et al.*, The SXS Collaboration catalog of binary black hole simulations, *Class. Quant. Grav.* **36**, 195006 (2019), [arXiv:1904.04831 \[gr-qc\]](#).
- [79] H. Zhu, H. Siegel, K. Mitman, M. Isi, W. M. Farr, M. Boyle, N. Deppe, L. E. Kidder, S. Ma, J. Moxon, K. C. Nelli, H. P. Pfeiffer, M. A. Scheel, S. A. Teukolsky, W. Throwe, V. Varma, and N. L. Vu, Black hole spectroscopy for precessing binary black hole coalescences (2023), [arXiv:2312.08588](#).
- [80] C. S. Wu, E. Ambler, R. W. Hayward, D. D. Hoppes, and R. P. Hudson, Experimental test of parity conservation in beta decay, *Phys. Rev.* **105**, 1413 (1957).
- [81] E. Bedrosian, A product theorem for hilbert transforms, *Proceedings of the IEEE* **51**, 868 (1963).
- [82] I. Harry, S. Privitera, A. Bohé, and A. Buonanno, Searching for Gravitational Waves from Compact Binaries with Precessing Spins, *Phys. Rev. D* **94**, 024012 (2016), [arXiv:1603.02444 \[gr-qc\]](#).
- [83] J. Calderón Bustillo, P. Laguna, and D. Shoemaker, Detectability of gravitational waves from binary black holes: Impact of precession and higher modes, *Phys. Rev. D* **95**, 104038 (2017), [arXiv:1612.02340 \[gr-qc\]](#).
- [84] K. Chandra, V. Gayathri, J. C. Bustillo, and A. Pai, Numerical relativity injection analysis of signals from generically spinning intermediate mass black hole binaries in advanced LIGO data, *Physical Review D* **102**, 10.1103/physrevd.102.044035 (2020).