

# Bootstrapping Social Networks: Lessons from Bluesky Starter Packs

Leonhard Balduf<sup>1</sup>, Saidu Sokoto<sup>2</sup>, Onur Ascigil<sup>3</sup>, Gareth Tyson<sup>4,5</sup>, Ignacio Castro<sup>5</sup>, Andrea Baronchelli<sup>2</sup>, George Pavlou<sup>6</sup>, Björn Scheuermann<sup>1</sup>, Michał Król<sup>2</sup>,

<sup>1</sup>TU Darmstadt

<sup>2</sup>City St George's, University of London

<sup>3</sup>Lancaster University

<sup>4</sup>Hong Kong University of Science and Technology (GZ)

<sup>5</sup>Queen Mary University of London

<sup>6</sup>University College London

leonhard.balduf@tu-darmstadt.de, saidu.sokoto@city.ac.uk, o.ascigil@lancaster.ac.uk, gtyson@ust.hk, i.castro@qmul.ac.uk, andrea.baronchelli.1@city.ac.uk, g.pavlou@ucl.ac.uk, scheuermann@kom.tu-darmstadt.de, michal.krol@city.ac.uk

## Abstract

Microblogging is a crucial mode of online communication. However, launching a new microblogging platform remains challenging, largely due to network effects. This has resulted in entrenched (and undesirable) dominance by established players, such as X/Twitter. To overcome these network effects, Bluesky, an emerging microblogging platform, introduced *starter packs* — curated lists of accounts that users can follow with a single click. We ask if starter packs have the potential to tackle the critical problem of social bootstrapping in new online social networks? This paper is the first to address this question: we assess whether starter packs have been indeed helpful in supporting Bluesky growth. Our dataset includes  $25.05 \times 10^6$  users and  $335.42 \times 10^3$  starter packs with  $1.73 \times 10^6$  members, covering the entire lifecycle of Bluesky. We study the usage of these starter packs, their ability to drive network and activity growth, and their potential downsides. We also quantify the benefits of starter packs for members and creators on user visibility and activity while identifying potential challenges. By evaluating starter packs' effectiveness and limitations, we contribute to the broader discourse on platform growth strategies and competitive innovation in the social media landscape.

## 1 Introduction

Microblogging platforms have become integral to modern communication. Globally, over 4.5 billion people are active on social media, with microblogging platforms playing a critical role in this ecosystem (We Are Social 2024). For instance, studies show that over 70% of users turn to social platforms to stay informed about breaking news and global events (Pew Research Center 2023). These platforms also amplify diverse voices, enabling grassroots movements, social activism, and citizen journalism to thrive on a scale previously unattainable.

However, launching a new social platform is extremely difficult. Users leaving an established platform are forced to leave familiar content, interfaces, and, most importantly, their social network. Of course, users could try to convince their social network to follow their migration. However, such attempts are rarely fully successful due to network effect (He et al. 2023). Worryingly, this exacerbates the dominance of established platforms, prevents innovation, and

can constrain users' ability to migrate even if dissatisfaction with the platform is widespread (Mekacher, Falkenberg, and Baronchelli 2024).

Innovation attempts in microblogging are on the rise though. From blockchain-based microblogging such as Memo.cash (Zuo et al. 2024, 2023)) to decentralisation attempts like Mastodon (He et al. 2023). Even large social networks such as Facebook have tried to innovate in this space (Zhang et al. 2024). Bluesky is part of this wave of innovation in microblogging. In 2022, Bluesky deployed a new microblogging service. Bluesky resembles Twitter/X: Users can follow each other and share short posts, including images and videos. A key innovation of Bluesky is decomposing and opening the key functions of a social microblogging platform into sub-components that can be provided by stakeholders other than Bluesky (Kleppmann et al. 2024). The approach piloted by Bluesky has enjoyed a large user adoption that has multiplied about 10 times its user base in a short period of time (Balduf et al. 2024): over the last year, Bluesky's user base jumped from  $2.59 \times 10^6$  in January 2024 to  $25.05 \times 10^6$  by the end of the year. Bluesky is now the largest new social platform, with over 26 million users.

However, Bluesky still faces the challenges in persuading users to migrate from incumbent competitors (e.g. Twitter/X). To overcome this, Bluesky introduced *starter packs* in June 2024. Starter packs are curated lists of accounts that users can follow in a single click, enabling the rapid creation of a denser social network. Starter packs can be created by anybody and generally aim to (re)create new or existing communities.

The rapid growth of Bluesky gives credence to the ability of starter packs to mitigate the challenge of network bootstrapping and allow new users to quickly form social connections. We believe that understanding the efficacy of starter packs is critical, both to understand the success of Bluesky, as well as to identify the potential for other social networks facing similar challenges. If proven effective, starter packs could help disrupt future social networks by becoming a standard tool for onboarding and fostering early engagement.

**Research Questions.** To address this we answer the following three research questions:

- **RQ1:** How are starter packs used in Bluesky, and to what extent are they employed?
- **RQ2:** How effective are starter packs in driving network and activity growth? Do members of starter packs experience tangible social benefits?
- **RQ3:** How do users perceive the starter packs, and do they speak positively of them? Are there any downsides to introducing starter packs into the network?

First (**RQ1**), we collect *all* starter packs, their changes, creators, members, and descriptions. We perform a temporal analysis, co-locate activity spikes with real-world events, and explore which communities use starter packs.

We find that starter packs have experienced considerable uptake with 335,416 created over the 6 months since they were introduced. They are impactful, being responsible for up to 43% of daily follow operations at their peak. Yet, they include a relatively small number of users, with only 6.25% users being members of at least one starter pack. At the same time, the starter packs played an important role during large user influx spikes caused by various political events. We find that they are popular within artist, journalists, and academic communities.

Second (**RQ2**), we perform a temporal analysis of the *follow* operations to estimate the number of new social graph edges created through starter packs. We then quantify the benefits of being included or creating a starter pack using Propensity Score Matching (PSM). We focus on increased visibility in the network (*e.g.* a higher number of followers or received likes) and the activity of users (*e.g.* a higher number of posts). We then use graph analysis to assess the macro-level impact on the overall social graph.

Our analysis reveals that becoming a member or a creator of a starter pack yields substantial benefits. Starter pack members receive up to 85% more new followers and 70% more likes than similar users not included in starter packs. Starter pack members also generate 60% more posts and issue 71% more likes. This effect is even stronger for the starter pack creators reaching 117% new followers and 100% created posts increase. On a macro-perspective, we notice a limited effect on the overall social graph. Starter packs strengthen links between already existing communities rather than create new ones. Furthermore, we find evidence that starter packs contribute to the *rich get richer* effect, increasing popularity inequalities in the system.

Third (**RQ3**), we extract all Bluesky posts discussing starter packs, perform sentiment analysis, and categorize those posts into the most commonly discussed topics.

We show that starter packs were mostly perceived positively by the community, with more than 10× more positive than negative posts. At the same time, we notice multiple problems flagged by the users. For instance, starter packs enable their creators to add any new member without asking for their permission. This enables using popular and well-established accounts to promote malicious starter packs or use the feature as a tool of harassment. Furthermore, we discover traces of a market where users pay to be included in a

given starter pack. We make our code for identifying starter packs available to support future research.

## 2 Background

**Bluesky** is a novel social network built on the Authenticated Transfer Protocol (ATProto). The system is decomposed into components that can be operated by the community. We now introduce the relevant components for this study and refer interested readers to previous work (Kleppmann et al. 2024; Balduf et al. 2024) for a deeper analysis of the architecture and its critical components.

**User Data** is stored in user-controlled repositories, each stored on a Personal Data Server (PDS). Repositories provide signed and ordered lists of a user’s public records. Due to its open architecture, the repositories must be public and contain all the information required to operate the other components of the system. Repositories store, for example, a user’s posts, likes and follows, as well as other information such as the list of blocked users.

Repositories are updated via signed commits created by the user. These commits include the creation of new records, as well as deletions or updates of existing records. Commits are published via a publish/subscribe endpoint by the hosting PDS.

**Firehose** is an aggregated publish/subscribe endpoint, which is subscribed to all federated PDSes and re-publishes their commits as a single feed.

**Feeds** are Bluesky’s algorithmically-driven content timeline creation mechanisms. Each Custom Feed is generated by a Feed Generator, which curates posts to be included in the feed. Feed Generators can be operated by Bluesky or created by users. When a user subscribes to a feed, the curated posts become available in the users’ timeline, in the order stipulated by the Feed. There is no limit on the number of feeds that a user can subscribe to.

**Starter Packs** are an onboarding feature introduced to Bluesky on 2024-06-26. A starter pack can be created by any user, without requiring any special privileges. Each starter pack consists of a list of up to 150 users and 3 feeds. We refer to the users and feeds included in a starter pack as *members*. Starter packs also include a name, a description, and the name of their creator. The contents of the starter pack are mutable and can be changed by its creator.

Bluesky users can either (*i*) use the *follow all* option that automatically follows all the members and subscribes to all the feeds in the starter pack; or (*ii*) follow starter pack members individually. Bluesky enables users without a Bluesky account to sign up via a starter pack. This triggers the regular sign-up process but also bootstraps the user’s initial social network with a *follow all* operation on the selected starter pack.

## 3 Data and Methodology

### 3.1 Bluesky Data Collection

We collect a complete snapshot of Bluesky by downloading data from all known PDSes on 2025-01-01. We then com-

plete the data with Firehose updates, starting from 2024-06-10. Combined, this enables us to recreate Bluesky’s complete state at any given time between 2024-06-10 and 2024-12-31. We gather public data only (*e.g.* no direct messages).

Our dataset contains the activity of all  $25.05 \times 10^6$  Bluesky users at the end of 2024. It includes  $1.55 \times 10^9$  follow relations in the social graph  $810.17 \times 10^6$  posts, and  $3.87 \times 10^9$  likes. This includes all the 335,416 starter packs created before 2025-01-01, their metadata, and modifications (*e.g.* updates, deletions). Notably, around 20% of the created starter packs were deleted before 2025-01-01: by the end of 2024 there were 265,595 starter packs.

### 3.2 Identifying Starter Pack Usage

Bluesky does not explicitly record when someone uses a starter pack. However, through manual analysis, we find that clicking on *follow all* from a starter pack triggers a multi-follow operation, whereby multiple starter pack members are followed in rapid succession.<sup>1</sup> This manifests as a sequence of repository commits containing up to 50 follows each. We leverage this to identify candidate starter pack users by selecting all whose repositories contain such multi-follow operations. This represents a lower bound on the starter pack usage, as users can also manually follow specific starter pack members (instead of the whole starter pack) without triggering the multi-follow operations.

**Mapping Multi-Follows to Starter Packs.** We then attempt to assign the multi-follow operations to specific starter packs. First, for each day, we reconstruct members in each starter pack from the Firehose data. This is necessary because members can be added or deleted from starter packs over time. As such, we consider the state of the starter pack at the time the multi-follow operation took place.

We then match each multi-follow operation  $O_i$  to the starter packs  $S_j$  containing the most similar users. Intuitively, if a user follows a large number of starter pack members in a single commit, we can be confident they did so via using that starter pack. Thus, for every pair between multi-follow operation following members  $M_{O_i}$  and a starter pack containing members  $M_{S_j}$ , we calculate a weighted set overlap score  $s_{ij} \in [0, 1]$ :

$$s_{ij} = f_{ij} \frac{|M_{O_i} \cap M_{S_j}|}{\min(|M_{O_i}|, |M_{S_j}|)}$$

where  $f_{ij}$  denotes a factor to penalize large size differences:

$$f_{ij} = 1 - \frac{\text{abs}(|M_{O_i} \cap M_{S_j}| - \max(|M_{O_i}|, |M_{S_j}|))}{\max(|M_{O_i}|, |M_{S_j}|)}$$

We then assign each multi-follow operation  $O_i$  to the starter pack  $S_j$  with highest  $s_{ij}$ . Note that  $s_{ij} = 1$  if the multi-followed members match perfectly the starter pack members  $M_{O_i} = M_{S_j}$  and the user clicking on *follow all* did not previously follow any starter pack members.

<sup>1</sup>The multi-follow operation includes only starter pack members who were not previously followed by the user clicking on *follow all*.

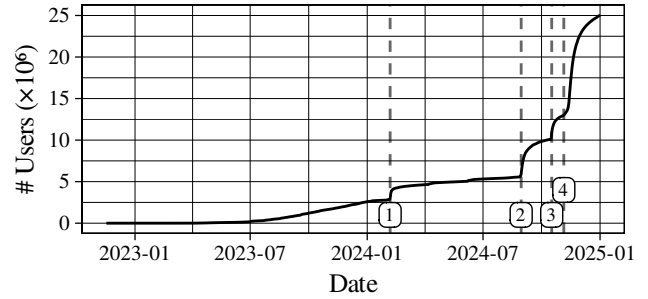


Figure 1: Number of registered Bluesky users.

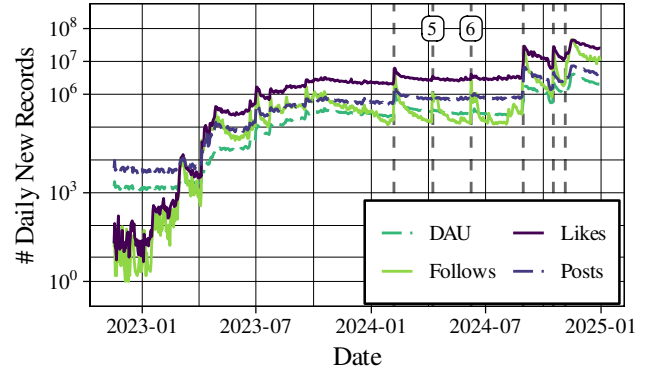


Figure 2: Number of Daily Active Users (DAU), likes, follows, and posts.

Out of the  $5.69 \times 10^6$  multi-follow operations, we find matches (*i.e.* map the multi-follow to a specific starter pack) for 99.88%, with a median best set overlap score of 0.75.

### 3.3 A Primer on Bluesky Growth

For context, we briefly present the current growth and trends of Bluesky. As a new social platform, this is intended to lay a foundation for the rest of the paper.

**User Growth.** Figure 1 presents the number of registered Bluesky users over time, with event annotations. We observe substantial growth, especially since mid-2024. A number of events seem to have fueled Bluesky adoption: ① Bluesky opening registrations to the public (*i.e.* requiring no invites); ② Twitter/X banning in Brazil; ③ Twitter/X’s controversial change making content visible to blocked users, and ④ The 2024 US elections.

**Activity Growth.** We now examine whether this user growth results in an increasing level of activity. Figure 2 plots the number of new follows, posts, and likes per day. We confirm notable growth aligned with the influx of users. ⑤ and ⑥ mark migrations and surges in activity from users from Brazil<sup>2</sup> and Indonesia,<sup>3</sup> both due to announced changes to Twitter/X, respectively. That said, since early 2024, the number of posts has not grown linearly with the number of users. Indeed, in December of 2024, there were an average of  $2.42 \times 10^6$  daily active users, representing just 10.09%

<sup>2</sup><https://bsky.app/profile/bsky.app/post/3kufde3xvol2j>

<sup>3</sup><https://bsky.app/profile/bsky.app/post/3kplldgdtqu2v>

of daily registered users. This suggests a large number of more experimental users, who are yet to actively engage in the platform. The most common user activity is liking with  $3.87 \times 10^9$  likes by the end of 2024, compared to  $1.55 \times 10^9$  follow operations and  $810.17 \times 10^6$  posts.

#### 4 Measuring Starter Pack Use (RQ1)

Before assessing the impact of starter packs, we inspect the usage trends since Bluesky introduced them in June 2024.

**Starter Pack Growth** Figure 3 presents a time series of the number of starter packs released over time. We observe considerable uptake, with 265,595 starter packs as of 2025-01-01. Recall, a total of 335,416 starter packs have been created throughout the entire lifespan of Bluesky—this smaller number reveals that 69,821 have since been deleted. This uptake grew particularly after the first week of November 2024 (following the US elections), with a growth of 74% from then to January 2025. The number of creators is noticeably smaller than the number of starter packs, confirming that a subset of users create multiple ones. Indeed, 13.8% of creators have two or more starter packs, and 3.4% have more than three. We also find that starter packs are actively maintained. Recall that the creators can modify their starter packs — 99.8% of starter packs have at least one update, and 30.5% have over 50. This suggests considerable investment by their creators and an active and evolving community. By the end of 2024,  $238.51 \times 10^3$  (0.95% of all) users had created at least one starter pack,  $1.56 \times 10^6$  (6.25%) users were members of at least one starter pack, and  $1.1 \times 10^6$  (4.37%) users had employed the *follow all* operation on a starter pack. This indicates that the new feature was used by a relatively small portion of users. We note again that this is a lower bound on starter pack-mediated follows as we can only confidently detect bulk follow operations (rather than users who perhaps only follow one or two people from a given starter pack). We observe that only around 60,000 users have taken advantage of the “sign-up via starter pack” feature to join Bluesky, a figure significantly smaller than the number of starter pack users overall.

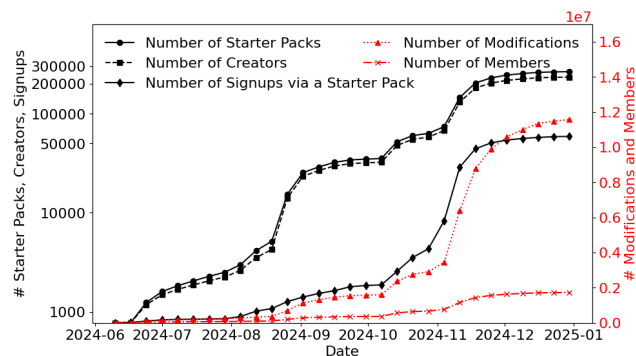


Figure 3: Evolution of the number of starter packs, their members, modifications, and creators over time.

**Starter Pack Followers.** We now estimate the number of follows created by starter packs using our matching of multi-

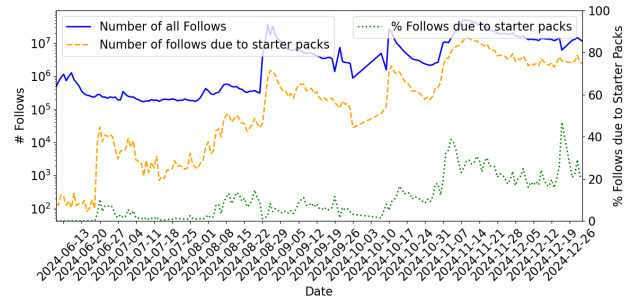


Figure 4: Daily count and percentages of all follow operations, and follow operations due to starter packs.

follow operations resulting to starter packs, plotted as a time-series in Figure 4. The starter-pack-induced follow operations closely match the system-wide trend. Their impact on the social graph increases over time surpassing 40% of all the follow operations in December 2024. We find that starter packs created a total of  $308.57 \times 10^6$  unique edges in the follower graph. This represents a remarkable 19.95% of all follow edges of the network, indicating a large impact of starter packs on the overall social graph. Follows resulting from starter packs are also long-lasting: we observe that by the end of 2024, 93.82% of them are still present.

Figure 5 plots the number of followers created per starter pack. As expected, the distribution is highly skewed, with the top 20% of starter packs created 97.17% of all starter-pack-induced follow edges. The most popular starter pack (by the number of follow edges created) with 7.01 M follow edges created lists “pro-democracy accounts”. The following top 10 show a similar focus, with politics, journalism, and media as the main themes.

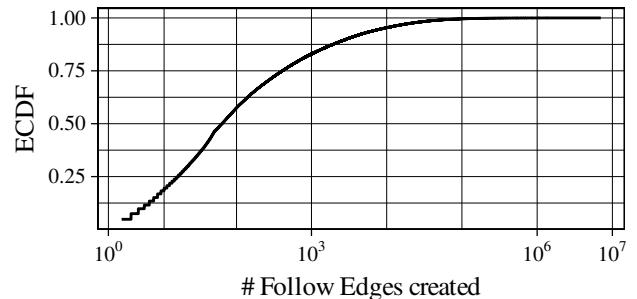


Figure 5: Distribution of follow edges created per starter pack.

**Starter Pack Languages.** We observe substantial use of starter packs across languages. Figure 6 shows the distribution of the top 10 languages in the starter pack descriptions, out of the 47 that we detect using langdetect. We find that the prominence of the different language starter packs reflect underlying trends in new user arrivals (depicted previously in Figure 1). For instance, the number of starter packs with a description in Portuguese spikes during the banning of Twitter/X in Brazil (2), which corresponds to the period around the Twitter/X ban in Brazil (2024-08-30). This dom-

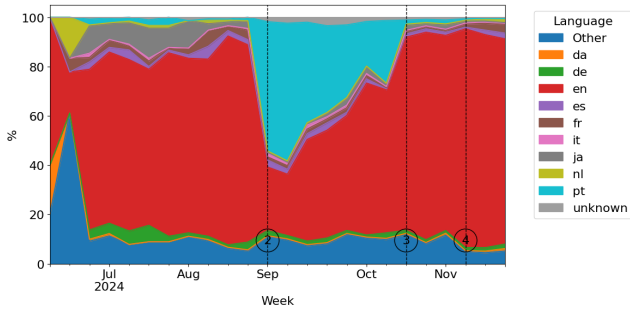


Figure 6: Language distribution in starter pack descriptions over time.

inance soon gives way to English, with two spikes that coincide with the ③ Twitter/X change in the visibility of blocked users (2024-10-17), and the ④ the US elections on 2024-11-05.

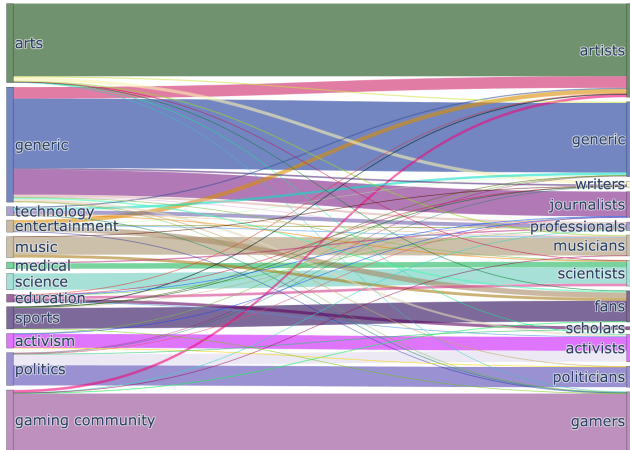


Figure 7: Sankey diagram with the theme of starter packs (left) and the occupation or focus of their members (right).

**Starter Pack Communities.** To briefly explore the topics that these starter packs cover, we randomly sample and inspect 25% of the 58,126 starter packs that include descriptions. We employ the Large Language Model (LLM) Mistral (Jiang et al. 2023) (see prompts and details in the Appendix A) for this classification. We prompt the LLM to provide both the focus of the starter pack as well as the list of potential members, often listed in the pack description. For instance a starter pack focused on climate might be explicit about potential members being journalists, politicians, activists, or scientists.

We identify a large number of “generic” starter packs. These are often the creator’s personal selection (e.g. “My favorite Bluesky accounts”) without a specific focus indicated in the description. Similar to related work (Balduf et al. 2024), we notice a well-developed art and gaming communities. We also observe starter packs focused on emerging communities such as politicians, journalists, or scientists. This suggests that certain professional communities have been migrating to Bluesky and are using starter packs

to bootstrap their social graphs.

## 5 Measuring Starter Pack Impact (RQ2)

Starter packs have seemingly helped Bluesky to quickly bootstrap a large and active social network. We now assess this by quantifying the impact of being included in or creating a starter pack. This is non-trivial. Many factors may help a user gain followers, agnostic to their inclusion in a starter pack. We address this challenge with Propensity Score Matching (PSM). PSM has proven effective in related tasks where controlling for several confounding variables is necessary (Bhattacharjee and Mohanty 2022; Valenzuela, Arriagada, and Scherman 2014; Dos Reis and Culotta 2015). We then assess the macro-level impact of the starter packs using social graph analysis.

### 5.1 Methodology

**Propensity Score Matching (PSM)** is a statistical technique that estimates the effect of a treatment or policy by accounting for the factors that predict treatment (*i.e.* focusing on causation rather than correlation).

First, we divide Bluesky accounts into treated and control groups. We define two independent treatment indicators specifying whether: (*i*) a user has been a member of at least one starter pack; and (*ii*) a user has created at least one starter pack.

For each experiment, we calculate success indicators measuring the increase in the (*i*) number of followers; (*ii*) likes received; (*iii*) issued likes; and (*iv*) average daily posts.

Indicators (*i*) and (*ii*) (*i.e.* followers and likes received) measure whether starter packs increase the visibility (*i.e.*, popularity) in the network, while indicators (*iii*) and (*iv*) (*i.e.* likes issued and average daily posts) focus on the increase in the activity of the users involved. We measure each success indicator at time  $t$  specifying the time of the first inclusion or creation of a starter pack (depending on the treatment group) and after 7-day intervals (*i.e.*  $t + 7$ ,  $t + 14$ ,  $t + 21$ ,  $t + 28$ ). To ensure that success indicators are calculated reliably at all intervals, we exclude accounts that were included in or created a starter pack after 2025-12-03 (*i.e.*, 28 days before the end of our dataset), this discards 99,386 (0.4%) accounts.

To measure the effectiveness of starter packs, we match treated accounts with the most similar accounts from the control (*i.e.* untreated) group and compare their success indicators. This requires selecting  $t$  for the control group as well. We thus set  $t$  at a random time after their creation between 2024-01-01 and 2024-12-03, then calculate the same success indicators at 7-day intervals (up to 28 days). The robustness of the PSM is determined by the level of similarity between treated and non-treated accounts (*i.e.* the higher, the better). To maximize the matching quality, we choose three different  $t$  for each account in the control group, effectively tripling its size.

**PSM Confounding Factors.** PSM requires a formal set of confounding factors that may impact the dependent variables. To control for confounding factors and ensure a robust analysis, we select a comprehensive set of covariates that capture key characteristics of the accounts and their activity.



All the covariates are calculated at  $t$ . **Number of followers** reflects the existing popularity of an account, which could independently influence subsequent follower growth (Kwak et al. 2010). **Account age (in days)** captures the amount of time an account has had to accumulate followers and activity, mitigating the effects of longer-established accounts naturally having larger followings (Mislove et al. 2007). **Total posts** and **total likes** on posts measure engagement levels and content attractiveness, which are likely to affect follower acquisition (Gilbert and Karahalios 2009). **Total likes outgoing** represents the degree of interaction initiated by the account, capturing a behavioral aspect of network participation (Golder, Wilkinson, and Huberman 2007). **Followers-to-following ratio** serves as an indicator of influence and credibility, as accounts with a higher ratio may be perceived as more authoritative or desirable to follow (Cha et al. 2010). Last, **network size** is included to account for temporal variations in the overall network’s growth, ensuring that follower trends are not conflated with the increasing pool of users on the platform (Ugander et al. 2011). Together, these covariates provide a nuanced representation of the factors that may influence follower growth, allowing us to isolate the causal effect of inclusion in starter packs.

**Graph Analysis** To compare the Bluesky social graph, we use the directed graph  $G$  of all follows at the end of 2024. Within  $G$ , we mark edges created via starter pack multi-follows  $S$ . For the analysis, we investigate properties of  $G$  with and without  $S$ , i.e.  $G$  and  $G \setminus S$ .

To obtain  $G$ , we take all follows on 2024-12-31. We do not include accounts without any incoming or outgoing follow edges. Furthermore, we remove self-loops and duplicate edges from  $G$ , which do not occur naturally, but can be added manually by tech-savvy users. To measure the relevance of the starter packs, we create a second graph,  $G \setminus S$ , where we remove from  $G$  any edges that were created via starter pack multi-follow operations. We use NetworKit to analyze and contrast the resulting graphs (Angriman et al. 2022). Note that, for the analysis of the follower graph at different points in time, we omit from  $G$  any edges created after the selected date.

## 5.2 Results

We first quantify the impact of the starter packs for both their creators and members using PSM.

**Popularity Gains for Starter Pack Members.** We investigate differences between accounts that are included in starter packs vs. those that are not. We observe notable differences across all metrics. We find that the popularity of a member grows after its inclusion in a starter pack. In the first week after its inclusion, the members receive on average 39% more follow operations (Figure 8a). This trend increases over time reaching 57%, 71% and 85% after two, three, and four weeks, respectively. We observe a similar trend for the number of likes received on published posts (Figure 8b). The accounts included receive 23%, 42%, 51%, and 70% more likes in each of the four consecutive weeks. This confirms that inclusion in a starter pack has a substantial positive impact on the visibility and popularity of the

accounts included, and that the increase in popularity is not ephemeral.

**Activity Growth of Starter Pack Members.** We then inspect the impact on the activity of the users who are included in a starter pack. We conjecture that inclusion in a starter pack may create a positive feedback loop that encourages greater activity (e.g. posting). Indeed, we observe a significant increase in the activity of the included accounts. The number of likes issued by members increases by 25%, 45%, 59%, and 71% in the 4 consecutive weeks (Figure 9b). At the same time, the number of posts created increases by 20%, 36%, 50%, and 60% (Figure 9a). We hypothesize that the increase in popularity (and the related notifications) makes users more likely to visit the social network, and engage more widely. This confirms that starter packs have a positive impact on encouraging engagement from both those who subscribe to them and those who are included in them.

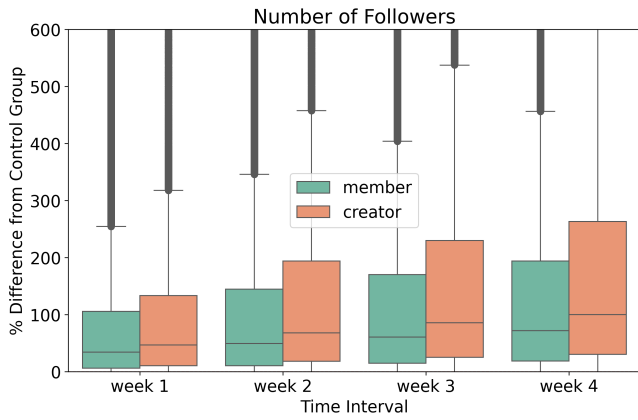
**Benefits for Starter Pack Creators.** Next, we investigate the benefits that accrue to the *creator* of a starter pack. We conjecture that users who create starter packs may also gain increased popularity and activity.

Indeed, in Figure 8a and Figure 8b, we observe an even stronger popularity increase with large increases in follows (51%, 81%, 100%, and 117%) and likes (46%, 76%, 100%, and 115%) across the four weeks. We further look at the activity of starter pack creators (Figure 9a and Figure 9b). Again, we observe a stronger positive impact compared to the inclusion in a starter pack. This is manifested via a higher number of posts (40%, 66%, 87%, and 100%) and issued likes (45%, 71%, 90%, and 102%) across the four weeks. This is likely caused by the starter pack creators being more engaged in the platform and feeling responsible for advertising the community from their starter pack.

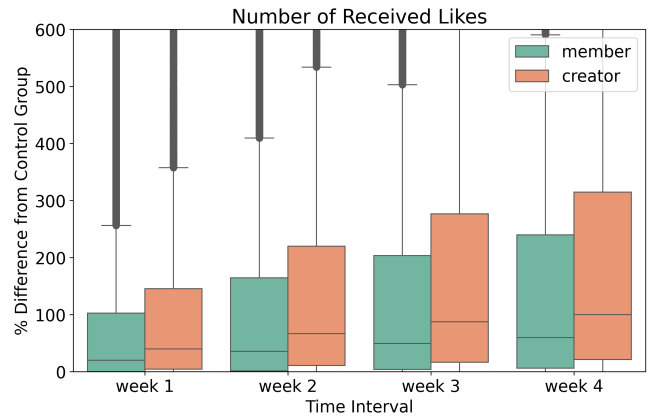
It is also worth noting that 99.91% of starter packs include the creators themselves. Naturally, this may mean that benefits largely stem from inclusion. We, therefore, compare the benefits for developers of starter packs that include themselves vs. exclude themselves. We find that only 236 creators who do not include themselves still obtain some benefits. At  $t + 28$ , they experience an 8% increase in received likes, a 22% increase in new followers, issue 13% more likes, and write 14% more posts. However, this is markedly less than creators who do include themselves.

**Sensitivity Analysis.** Our results rely on the assumption that the assignment of users to starter packs is unbiased. To evaluate the robustness of our conclusions to potential hidden biases, we conduct a sensitivity analysis based on the method outlined by Rosenbaum (Rosenbaum 2005). This analysis quantifies how the likelihood of treatment within matched pairs could vary due to unmeasured confounding factors.

Across all treatment subgroups (members and creators), user popularity and activity metrics, and time intervals, we observe a consistent sensitivity parameter  $\Gamma = 3.0$ . This indicates that within matched pairs, an individual’s likelihood of being treated could differ by a factor of up to 3, resulting in probabilities ranging from  $1/(1 + \Gamma) = 0.25$

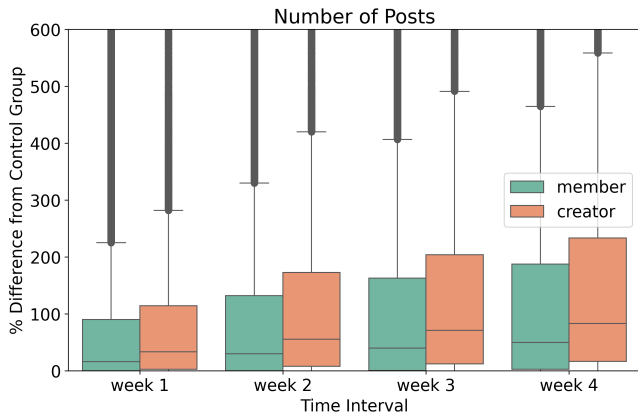


(a) Followers number increase.

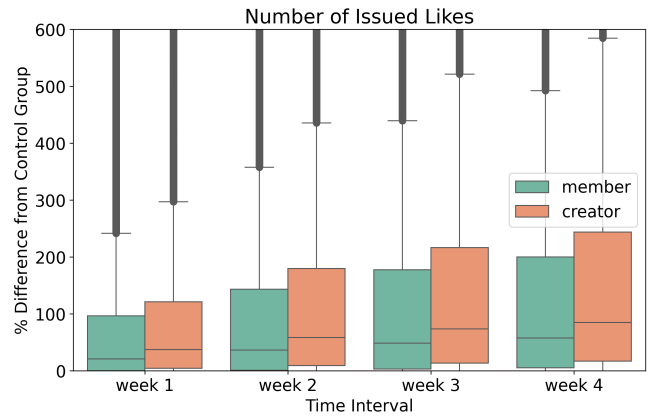


(b) Received likes increase.

Figure 8: Weekly visibility increase for starter pack members and creators w.r.t. accounts in the control group (*i.e.* neither creators nor members of a starter pack).



(a) Number of written posts increase.



(b) Number of issued likes increase.

Figure 9: Weekly activity increase for starter pack members and creators w.r.t. accounts in the control group (*i.e.* neither creators nor members of a starter pack).

to  $\Gamma/(1 + \Gamma) = 0.75$ . This does not alter our conclusion to reject the null hypothesis of no effect. These results demonstrate that the observed causal effects of starter packs on popularity and activity metrics *are* robust to a substantial degree of unmeasured confounding.

**Graph Properties** We next assess the starter packs macro-level impact on the Bluesky social graph by comparing the follow relations graphs with ( $G$ ) and without ( $G \setminus S$ ) the starter pack edges. Surprisingly, the removal of the  $\approx 300$  M starter-pack-induced edges ( $\approx 20\%$  of all the edges) has little impact on the social graph from a macro-perspective. The number of strongly connected components increases from  $8.25 \times 10^6$  to only  $8.27 \times 10^6$  (*i.e.*, a 0.002% increase).<sup>4</sup> The size of the largest strongly connected component decreases

<sup>4</sup>Note that strongly connected components are defined as maximal subsets for which a path exists between any two members. As such, the addition of an edge can only decrease the number of components, as it potentially collapses existing smaller compo-

from  $16.61 \times 10^6$  to  $16.58 \times 10^6$  (*i.e.* 0.002% decrease). The average in- and out-degrees unsurprisingly do change, from 62 to 50, a decrease of 24%. This suggests that starter packs provide tighter connections within existing communities rather than creating inter-community connections and promoting connections across the entire system. This raises the possibility of starter packs exacerbating potential echo chambers.

To better understand this phenomenon, we investigate the out-degree distribution (*i.e.* number of followed accounts) for  $G$  and  $G \setminus S$  comparing starter pack members with the remaining users (Figure 10).<sup>5</sup> Interestingly, we find that removing starter pack induced edges almost exclusively affect starter pack members, while the other users remain mostly unaffected. This indicates that starter pack members are also

nents into one larger one.

<sup>5</sup>The in-degree changes affect only starter pack members, by definition, and are thus omitted here.

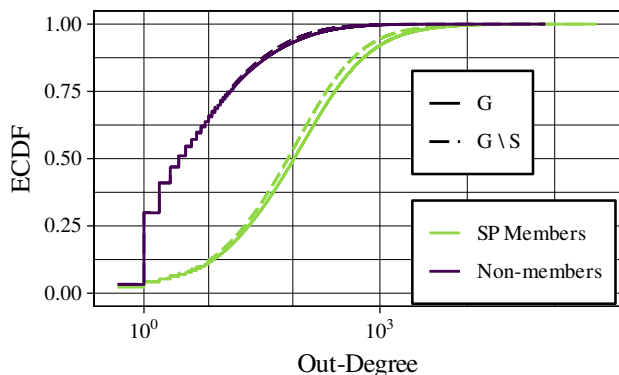


Figure 10: Out-degree distribution for the  $G$  complete graph including all edges and the  $G \setminus S$  graph without starter-pack induced edges, as well as for members and non members of starter packs.

the ones using starter packs, while non-members rarely use the starter pack *follow all* operations.

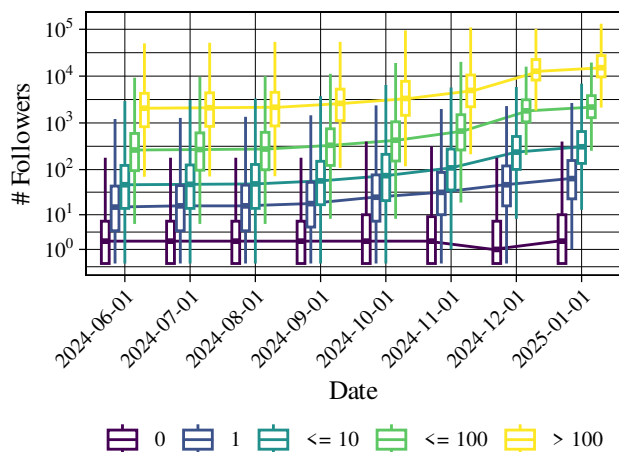


Figure 11: Evolution of the in-degree distribution of starter pack members depending on the number of starter packs they are included in at the end of 2024. Outliers omitted for visibility.

The above points towards the fact that starter pack inclusion may be limited to already popular accounts in the network. To study this, Figure 11 shows the number of followers over time for users who are included in different numbers of starter packs. For each user, we calculate the number of starter packs they are included in on 2024-12-31. Indeed, we observe that accounts included in many starter packs tend to be more popular at *any* point in time, even before the introduction of starter packs — note that the earliest data point in the figure predates the introduction of starter packs on 2024-06-26. The graph shows the Matthew effect where popular accounts, are more likely to be included in starter packs increasing their popularity even further. We observe the gap between more and less popular accounts widening over time. We note that we can only detect the follow-all operations, and that users might instead cherry pick the specific accounts within a starter pack that they wish to follow.

These starter pack enabled follow operations might produce different results, although we posit that selecting specific individuals is more likely to increase the Matthew effect than bulk following all accounts in the the starter pack.

## 6 Perceptions & Downsides of Starter Packs (RQ3)

Finally, we briefly explore the users’ perception of starter packs to understand whether they are appreciated or not by users.

### 6.1 Methodology

We extract a total of 363,999 Bluesky posts (0.06 % of all posts since June 2024) containing term “starter pack” and analyze the sentiment of each post using the TextBlob Python library (tex 2024). TextBlob categorizes sentiment into three categories based on a polarity score: Positive (values > 0.1), Neutral (values between −0.1 and 0.1), or Negative (values < −0.1).

To better understand the content of the posts, we manually annotate 4,000 (1% of all the posts mentioning starter packs) and identify the 11 most common themes expressed in positive, neutral, and negative posts. We then classify the remaining posts into those 11 themes using the Mistral LLM (see Appendix A.2 for the methodology). Note, we include an “other” category for all remaining posts that do not fall into one of the 11 themes.

### 6.2 Results

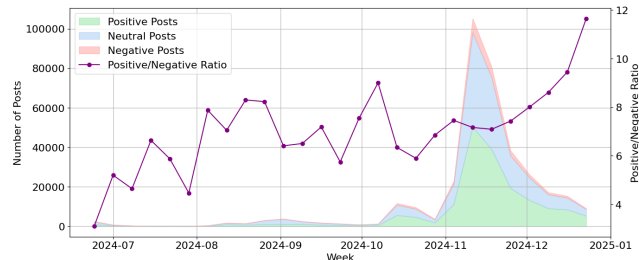


Figure 12: Distribution of the sentiment of posts discussing starter packs.

**Sentiment Analysis.** We identify a total of 176,648 (49 %) positive and 164,225 (45 %) neutral posts, yet only 24,127 (6 %) negative posts. Figure 12 shows the volume of posts mentioning starter packs over time, classified into their corresponding sentiment. Initially, starter packs are rarely discussed. Users start to discuss them broadly during the large influx of users to the Bluesky network (*i.e.* September–November, 2024). However, we note that starter pack discussion posts amount to only  $\approx 0.06\%$  of all posts since June 2024. Confirm again that only a small number of Bluesky users engage with the starter packs.

For the users who do discuss them, starter packs are positively perceived, with  $\approx 5\times$  more positive than negative comments in July (one month after the introduction of starter packs). The ratio increases over time with  $\approx 10$  times more



positive at the end of the year. As there were no major changes to how the starter packs work, our results suggest that the starter pack perception improves as the users start to use and learn more about them.

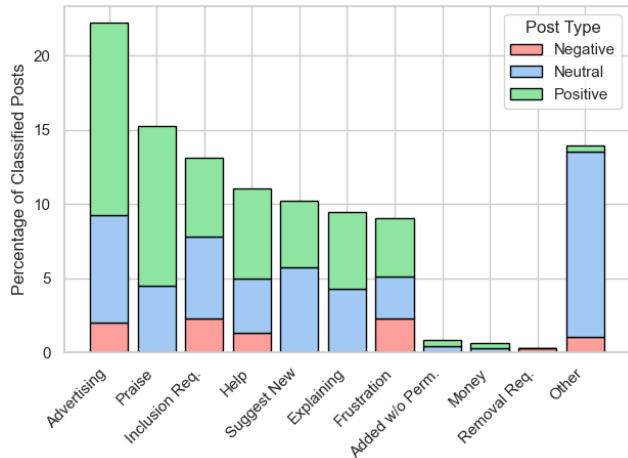


Figure 13: Distribution of posts mentioning starter packs by theme and sentiment

**Theme analysis.** To gain a deeper insight in the users’ perceptions on starter packs, we also look into the themes discussed by the community. Figure 13 plots a histogram of the 11 manually identified themes. The most popular themes are advertising an existing starter pack or praising them. This is followed by users requesting to be included in an existing starter pack, suggesting a new one or asking for help (*e.g.* instruction on how to create a new starter pack). Some users also express frustration with the current system and suggest new features to be added. Those posts focus mostly on the lack of a search feature making discovering new starter packs with some users suggesting notifications when an account is added to someone’s starter pack. Interestingly, we identified multiple instances of starter pack creators asking for money to include new members. This suggests the existence of an emerging market where popular creators can sell membership in their starter packs. Multiple posts suggest that this exchange happens mostly over direct messages and its scale may be much larger than indicated by the public post analysis.

**User concerns.** Finally, we manually analyze the posts classified under the “frustration” theme 1,699 (0.47% of all posts containing starter packs) to understand what potential concerns users have. We find multiple users reporting that starter packs are used in a negative way. This includes using starter packs as lists of accounts to block or even harass. Such usage is usually inspired by political and ideological differences. Many users also dislike being added to starter packs without their consent, finding it stressful or invasive, especially when the resulting follower spike disrupts their usual interactions. This includes popular and well-established accounts being added without their consent to malicious starter packs. It seems that creators do this to boost their starter pack credibility. We note that all these

problems could be alleviated by requiring members to first agree to be added to a selected starter pack.

Multiple users also criticize the *follow all* operation. These users perceive that it artificially inflates the social graph, leading to shallow interactions, and timeline pollution. Finally, we observe an emotional strain reported by some starter pack members and creators. Members worry that being added to starter packs may lead to followers expecting content misaligned with their usual posts, causing misunderstandings or negative feedback. Creators sometimes report feeling pressured to include everyone—an impossible task given the cap in the maximum number of members of starter packs. They therefore fear backlash from excluded users.

## 7 Related Work

There are two core areas of related work: (i) social bootstrapping, often referred to as the cold start problem; and (ii) social network migration.

**Social Bootstrapping.** There has been extensive work looking at the cold-start problem in social networks (aka “social bootstrapping”). Traditionally, this has been treated as recommendation system problem (Yuan and Hernandez 2023), whereby “new” friends must be recommended to the incoming user. Early work focused on accelerating friend recommendations by quickly identifying other users with similar interests or friends-in-common (Sahebi and Cohen 2011). However, these works do not consider user migrations from other platforms, instead, working on the assumption that users come afresh to the platform. We argue that this is a missed opportunity as other studies have shown that prior social links have high predictive power in determining which newcomers will continue to engage with services (Burke, Marlow, and Lento 2009).

Consequently, there have also been work looking at how new social networks can “borrow” links from older ones. Gong et al. (Gong et al. 2021, 2018) show that a user’s existing social network (*e.g.* on Facebook) can effectively be used to predict emergent links on a new social network (*e.g.* Pinterest). Zhong et al. (Zhong et al. 2014) also study the benefits of migrating links from prior social networking platforms. They proposed a mechanism to copy social links for existing social graphs, called Link Bootstrapping Sampling. They show that borrowing certain links from existing user social networks does improve the robustness of the fledgling social network. Since these studies, various social networks have introduced such bootstrapping techniques. For example, Zhang et al. (Zhang et al. 2024) explore how the creation of Threads (by Meta) benefits from the importation of links and users from Instagram. Others have studied alternate applications of link transfers across social networks. For example, Venkatadri et al. (Venkatadri et al. 2016) use link transfers to establish trust in new social networks, which have not yet been bootstrapped. Bluesky is rather different, in that it does not migrate links directly from prior social networks. Instead, key people create starter packs that contain well-known people from the community. We show that

this novel approach brings similar benefits to network bootstrapping

**User Migrations.** A small set of recent studies have investigated migration patterns between social networks, primarily of users from Twitter/X (Bittermann, Lauer, and Peters 2023). Rather than borrowing links, these primarily study cases where users entirely abandon the previous social network. He et al. (He et al. 2023) study the recent migration of users from Twitter/X to Mastodon. They show that the social network plays a major role, with users becoming more likely to migrate once their friends have migrated. Cava et al. (Cava, Aiello, and Tagarelli 2023) found similar patterns, showing that a user’s social network is a key factor in driving their migrations. Jeong et al. (Jeong et al. 2024) also investigate the behavior of users who perform this migration. We complement this work, by studying how such social networks are migrated on Bluesky. Importantly, Mastodon lacks any concept of starter packs, forcing users to manually rebuild their network. Importantly, our work differs in that we are not investigating *why* users migrate to Bluesky. Instead, we focus on how starter packs simplify this migration and accelerate social bootstrapping.

## 8 Conclusion & Future Work

This paper has studied the use of starter packs on Bluesky, exploring how it can help bootstrap a robust social network. We started by gathering all  $335.42 \times 10^3$  starter packs in Bluesky, tracking their changes, creators, members, and descriptions (**RQ1**). Our temporal analysis identified activity spikes, particularly aligned with real-world events. Through this, we confirmed the central role of starter packs in facilitating organic community development. This led us to examine the temporal patterns of followers on Bluesky (**RQ2**). We found that being added to a starter pack *does* bring significant benefits, with included users achieving far more followers than their counterparts. We show that this further leads to increased activity, with such users sharing more posts. Despite this, we found that the effect of starter packs is mostly restricted to their members and it might reinforce the *rich get richer* effect potentially helping to increase inequalities. We then analyze posts discussing starter packs (**RQ3**). Although the majority of users speak positively about starter packs, our user perception analysis also revealed posts complaining about the effect of starter packs on the quality of their conversations and the dynamics around member inclusion.

By addressing the above research questions, we offer a foundation upon which others can study the influence of starter packs on social graph dynamics. We have a number of future lines of work. First, we are keen to expand our analysis over a more longitudinal time frame. In the several months we study, we already see noticeable temporal patterns. We are therefore interested in understanding how these evolve over longer periods, particularly outside of the large user influxes experienced in late-2024. Second, we argue that starter pack operators may increasingly play a prominent central role in Bluesky, impacting the formation of communities. This may lead to certain power imbal-

ances, as well as lucrative business opportunities, *e.g.* selling positions in a starter pack. We therefore wish to study this phenomena as it emerges. We are also keen to study if this creates potential echo chambers that could result in polarization. We will make code publicly available, enabling others to study starter packs and Bluesky.

## References

2024. TextBlob: Simplified Text Processing. <https://textblob.readthedocs.io/en/dev/>.
- Angriman, E.; van der Grinten, A.; Hamann, M.; Meyerhenke, H.; and Penschuck, M. 2022. *Algorithms for Large-Scale Network Analysis and the NetworKit Toolkit*, 3–20. Cham: Springer Nature Switzerland. ISBN 978-3-031-21534-6.
- Baldof, L.; Sokoto, S.; Ascigil, O.; Tyson, G.; Scheuermann, B.; Korczyński, M.; Castro, I.; and Król, M. 2024. Looking AT the Blue Skies of Bluesky. In *Proceedings of the 2024 ACM on Internet Measurement Conference*, 76–91.
- Bhattacharjee, D.; and Mohanty, P. C. 2022. Does social network impact rising out-of-pocket health care expenditure in India? A propensity score matching approach. *The International Journal of Health Planning and Management*, 37(5): 2600–2612.
- Bittermann, A.; Lauer, T.; and Peters, F. 2023. Academic# TwitterMigration to Mastodon: The role of influencers and the Open Science movement.
- Burke, M.; Marlow, C.; and Lento, T. 2009. Feed me: motivating newcomer contribution in social network sites. In *Proceedings of the SIGCHI conference on human factors in computing systems*, 945–954.
- Cava, L. L.; Aiello, L. M.; and Tagarelli, A. 2023. Drivers of social influence in the Twitter migration to Mastodon. *Scientific Reports*, 13(1): 21626.
- Cha, M.; Haddadi, H.; Benevenuto, F.; and Gummadi, K. 2010. Measuring user influence in twitter: The million follower fallacy. In *Proceedings of the international AAAI conference on web and social media*, volume 4, 10–17.
- Dos Reis, V. L.; and Culotta, A. 2015. Using matched samples to estimate the effects of exercise on mental health via twitter. In *Proceedings of the AAAI Conference on Artificial Intelligence*, volume 29.
- Gilbert, E.; and Karahalios, K. 2009. Predicting tie strength with social media. In *Proceedings of the SIGCHI conference on human factors in computing systems*, 211–220. ACM.
- Golder, S. A.; Wilkinson, D.; and Huberman, B. A. 2007. The rhythms of social interaction: Messaging within a massive online network. *Communications Review*, 2007(2007): 43–56.
- Gong, Q.; Chen, Y.; He, X.; Xiao, Y.; Hui, P.; Wang, X.; and Fu, X. 2021. Cross-site prediction on social influence for cold-start users in online social networks. *ACM Transactions on the Web (TWEB)*, 15(2): 1–23.
- Gong, Q.; Chen, Y.; Hu, J.; Cao, Q.; Hui, P.; and Wang, X. 2018. Understanding cross-site linking in online social networks. *ACM Transactions on the Web (TWEB)*, 12(4): 1–29.

- He, J.; Zia, H. B.; Castro, I.; Raman, A.; Sastry, N.; and Tyson, G. 2023. Flocking to mastodon: Tracking the great twitter migration. In *Proceedings of the 2023 ACM on Internet Measurement Conference*, 111–123.
- Jeong, U.; Sheth, P.; Tahir, A.; Alatawi, F.; Bernard, H. R.; and Liu, H. 2024. Exploring platform migration patterns between twitter and mastodon: A user behavior study. In *Proceedings of the International AAAI Conference on Web and Social Media*, volume 18, 738–750.
- Jiang, A. Q.; Sablayrolles, A.; Mensch, A.; Bamford, C.; Chaplot, D. S.; Casas, D. d. l.; Bressand, F.; Lengyel, G.; Lample, G.; Saulnier, L.; et al. 2023. Mistral 7B. *arXiv preprint arXiv:2310.06825*.
- Kleppmann, M.; Frazee, P.; Gold, J.; Graber, J.; Holmgren, D.; Ivy, D.; Johnson, J.; Newbold, B.; and Volpert, J. 2024. Bluesky and the AT Protocol: Usable Decentralized Social Media. In *Proceedings of the ACM Conext-2024 Workshop on the Decentralization of the Internet*, 1–7.
- Kwak, H.; Lee, C.; Park, H.; and Moon, S. 2010. What is Twitter, a social network or a news media? In *Proceedings of the 19th International Conference on World Wide Web (WWW'10)*, 591–600. ACM.
- Mekacher, A.; Falkenberg, M.; and Baronchelli, A. 2024. The Koo Dataset: An Indian Microblogging Platform With Global Ambitions. In *Proceedings of the International AAAI Conference on Web and Social Media*, volume 18, 1991–2002.
- Mislove, A.; Marcon, M.; Gummadi, K. P.; Druschel, P.; and Bhattacharjee, B. 2007. Measurement and analysis of online social networks. In *Proceedings of the 7th ACM SIGCOMM conference on Internet measurement*, 29–42. ACM.
- Pew Research Center. 2023. Social Media Use in 2023. Retrieved from <https://www.pewresearch.org/>.
- Rosenbaum, P. R. 2005. Sensitivity analysis in observational studies. *Encyclopedia of statistics in behavioral science*, 4: 1809–1814.
- Sahebi, S.; and Cohen, W. W. 2011. Community-based recommendations: a solution to the cold start problem. In *Workshop on recommender systems and the social web, RSWEB*, volume 60.
- Ugander, J.; Karrer, B.; Backstrom, L.; and Marlow, C. 2011. The anatomy of the Facebook social graph. *arXiv preprint arXiv:1111.4503*.
- Valenzuela, S.; Arriagada, A.; and Scherman, A. 2014. Facebook, Twitter, and youth engagement: A quasi-experimental study of social media use and protest behavior using propensity score matching. *International Journal of Communication*, 8: 25.
- Venkatadri, G.; Goga, O.; Zhong, C.; Viswanath, B.; Gummadi, K. P.; and Sastry, N. 2016. Strengthening weak identities through inter-domain trust transfer. In *Proceedings of the 25th International Conference on World Wide Web*, 1249–1259.
- We Are Social. 2024. Digital 2024: Global Overview Report. Retrieved from <https://wearesocial.com/>.
- Yuan, H.; and Hernandez, A. A. 2023. User Cold Start Problem in Recommendation Systems: A Systematic Review. *IEEE Access*, 11: 136958–136977.
- Zhang, P.; He, Y.; Haq, E.-U.; He, J.; and Tyson, G. 2024. The Emergence of Threads: The Birth of a New Social Network. *IEEE/ACM ASONAM*.
- Zhong, C.; Salehi, M.; Shah, S.; Cobzarenco, M.; Sastry, N.; and Cha, M. 2014. Social bootstrapping: how pinterest and last. fm social communities benefit by borrowing links from facebook. In *Proceedings of the 23rd international conference on World wide web*, 305–314.
- Zuo, W.; Mondragon, R. J.; Raman, A.; and Tyson, G. 2024. Understanding and Improving Content Moderation in Web3 Platforms. In *Proceedings of the International AAAI Conference on Web and Social Media*, volume 18, 1859–1870.
- Zuo, W.; Raman, A.; Mondragón, R. J.; and Tyson, G. 2023. Set in Stone: Analysis of an Immutable Web3 Social Media Platform. In *Proceedings of the ACM Web Conference 2023, WWW '23*, 1865–1874. New York, NY, USA: Association for Computing Machinery. ISBN 9781450394161.

## A Appendix: Methodology for Post Classification

Here we describe the methodology used to classify posts into predefined categories. The classification process involves a prompt-based approach using the Mistral language model. The analysis were performed on a Linux machine with 46 GB of RAM, 40 CPU cores (Intel Xeon Silver 4114), and an NVIDIA Quadro P4000 GPU.

### A.1 Starter Packs Classification Prompt

The classification of starter packs and their participants is performed using the following prompt:

```
1
2 Based solely on the provided name and
  description of the starter pack,
  classify it into a community/category
  .
3 Name: {name}
4 Description: {description}
5
6 Follow these instructions for the
  response:
7
8 1. Provide two classifications:
9   - The first classification should
    represent the starter pack itself
    . If there is insufficient
    information or if the description
    is unclear, classify as "unknown
    ".
10  - The second classification should
    represent the participants (e.g.,
    "artists," "musicians," "
    politicians," "activists," "
    scientists," "unknown"), as you
    deem appropriate.
11   If there is insufficient
    information or if the
    description is unclear,
    classify as "unknown".
12
13 2. Each classification should be a
    category that represents the core
    idea of the community or its members.
14   - Do not use two or more words (e.g
    ., "sports or water sports").
15   - Avoid ambiguity or overlapping
    terms. Select only the most
    appropriate classification based
    on the description and do not add
    any other details, just the
    classification.
16   - If the description is unclear or
    if there is insufficient
    information, classify as "unknown
    ".
17
18 3. Provide your response in the
    following format:
19   1. Starter Pack Classification: [
    only a suitable classification
    for the starter pack or "unknown
```

```
20   "]"
    2. Participants Classification: [
    only a suitable classification
    for the participants (plural)]
```

### A.2 Posts Classification Prompt

The classification of posts is performed using the following prompt:

```
1 Classify the following post into one of
  these categories only.
2 Provide no additional text, explanation,
  or reasoning, just the category.
3
4 Categories:
5   1: "Praising a Starter Pack or
    Starter Packs in General",
6   2: "Explaining How the System Works
    or Reporting Starter Pack
    Experience",
7   3: "Desire to Be Added to a Starter
    Pack",
8   4: "Advertising a Starter Pack (
    including asking for members or
    inviting others to join)",
9   5: "Expressing Frustration with the
    Current System (e.g., mass follow
    but zero engagement)",
10  6: "Added Without Permission",
11  7: "Suggesting Someone Create a New
    Starter Pack",
12  8: "Asking for help (e.g.,
    understanding how the system
    works or looking for a specific
    Starter Pack)",
13  9: "Asking for money to include
    someone in a starter pack",
14  10: "Asking to be removed from a
    starter pack",
15  11: "Other"
16
17 Post: {post}
18
19 Your response should follow this exact
  format:
20 Category: [chosen category from the 9
  options]
21
22 Guidelines:
23 - Do not add any text, parentheses,
  explanations, or reasoning.
24 - If unsure, select: "Other not covered
  by the above categories."
25 - Output only the category in the
  specified format.
```

In cases where the LLM returns text outside the predefined categories and not "Other," this typically occurs because it decides to provide its own classification as the post does not fit into any one category. These instances are considered as "Other" in Figure 13.

### A.3 Prompt Template for Queries

For query-based tasks, the following prompt template is used:

```
1 {pre_prompt_query}
2 ""
3 {content}
4 ""
5 {prompt_query}{instruction}
```

Where:

- `pre_prompt_query`: A pre-prompt instruction to focus on the provided context.
- `content`: The input content to be analyzed.
- `prompt_query`: A directive to answer based on the provided context.
- `instruction`: The specific task or question to be addressed.

### A.4 Implementation Details

The classification process is implemented as follows:

1. The input post is passed to the language model along with the classification prompt.
2. The model generates a response adhering to the specified format.
3. The response is parsed to extract the category.