

FineMedLM-o1: Enhancing the Medical Reasoning Ability of LLM from Supervised Fine-Tuning to Test-Time Training

Hongzhou Yu*, Tianhao Cheng*, Ying Cheng, Rui Feng
School of Computer Science, Fudan University, Shanghai, China
{hzyu24,thcheng23}@m.fudan.edu.cn;
{chengy18,fengrui}@fudan.edu.cn

Abstract

Recent advancements in large language models (LLMs) have shown promise in medical applications such as disease diagnosis and treatment planning. However, most existing medical LLMs struggle with the advanced reasoning required for complex clinical scenarios, such as differential diagnosis or personalized treatment suggestions. We proposed FineMedLM-o1, which leverages high-quality synthetic medical data and long-form reasoning data for Supervised Fine-Tuning (SFT) and Direct Preference Optimization (DPO), enabling advanced dialogue and deep reasoning capabilities. Additionally, we introduced Test-Time Training (TTT) in the medical domain for the first time, facilitating domain adaptation and ensuring reliable, accurate reasoning. Experimental results demonstrate that FineMedLM-o1 achieves a 23% average performance improvement over prior models on key medical benchmarks. Furthermore, the introduction of TTT provides an additional 14% performance boost, highlighting its effectiveness in enhancing medical reasoning capabilities. To support this process, we also proposed a novel method for synthesizing medical dialogue. Compared to other open-source datasets, our dataset stands out as superior in both quality and complexity. The project and data will be released on GitHub¹.

1 Introduction

Medical services are essential benefits that should be accessible to all individuals worldwide, as they contribute to social development and enhance people’s overall satisfaction (Tian et al., 2024b; Zhang et al., 2024a). Recently, LLMs have made significant strides, with several closed-source general LLMs (Achiam et al., 2023; DeepSeek-AI et al., 2024) achieving impressive performance in medical applications. This progress has inspired the

research community to explore the development of more advanced open-source medical LLMs. Despite these advancements, current open-source medical LLMs fall short in their ability to perform deep reasoning required to address complex medical problems. This limitation stems partly from suboptimal training strategies, but more critically, from the inadequacies of existing medical datasets (Allen-Zhu and Li, 2024a,c). These datasets often lack robust logical structures and fail to include essential components such as chain-of-thought (CoT) data or o1-style long-form reasoning data, both of which are crucial for teaching models how to think critically and reason effectively (Allen-Zhu and Li, 2024b). In addition, many intricate medical questions cannot be resolved with straightforward answers. Instead, they demand comprehensive reasoning to arrive at reliable conclusions, as illustrated in Figure 1. Without the capacity for thoughtful reasoning, current LLMs are prone to generating incorrect responses, increasing the risk of severe medical errors and potentially leading to critical consequences (Tian et al., 2024a).

Recently, significant efforts have been made to improve the logical reasoning capabilities of LLMs in the medical domain. These approaches typically involve using powerful LLMs to rewrite SFT datasets, thereby filling in gaps in the logical content of the corpus, or incorporating prompts to guide the model in step-by-step reasoning (Abdin et al., 2024; Xu et al., 2023; Wu et al., 2024). However, these methods fail to address the core issue: the inability of medical LLMs to perform deep reasoning. This limitation persists because existing strategies neither validate the quality and complexity of synthetic data nor integrate o1-style long-form reasoning data into the training process. Fortunately, extensive research on enhancing the reasoning capabilities of LLMs in areas such as mathematics and code generation offers valuable insights (Ye et al., 2024a,b; Huang et al., 2024a).

* Equal contribution.

¹<https://github.com/hongzhouyu/FineMed>

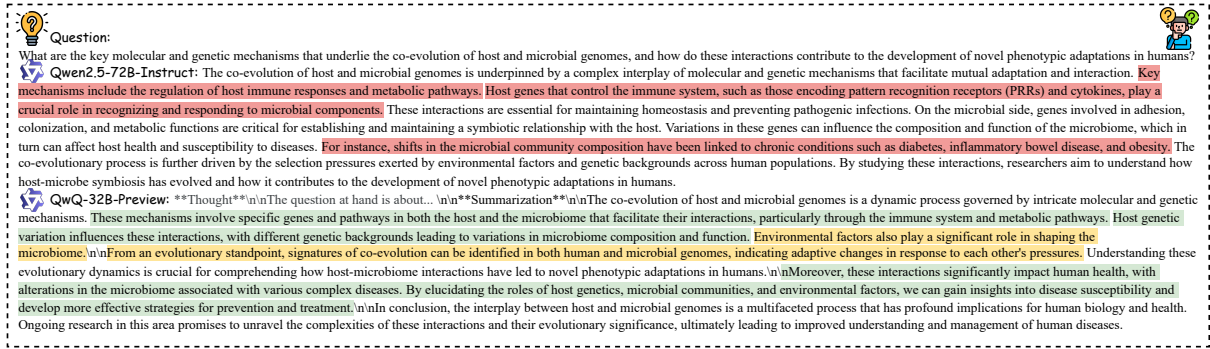


Figure 1: An example from our DPO dataset illustrating the comprehensive reasoning required to provide a reliable answer. The red and green highlights indicate points where both models addressed the same aspects; however, QwQ’s response is clearer and more specific. The yellow highlights represent additional content uniquely provided in QwQ’s answer.

Many of these advancements can be adapted and applied to the medical field, paving the way for more robust and reliable reasoning in medical applications.

In this paper, we propose FineMedLM-o1 and a novel synthetic data generation method aimed at enhancing both the reasoning capabilities and domain adaptation of large language models in medical contexts. FineMedLM-o1 combines advanced medical dialogue understanding with robust reasoning, while the synthetic data generation method provides high-quality, domain-specific datasets to support effective model training. Together, these components form a comprehensive system for tackling complex medical tasks.

Specifically, FineMedLM-o1 is trained through a three-stage process. Initially, the model undergoes a fine-grained 3-stage SFT using synthetic medical dialogues. Subsequently, it is further fine-tuned with medical data containing complex instructions and o1-style responses. Finally, DPO (Rafailov et al., 2024) is applied using both ordinary and o1-style responses. To augment reasoning capabilities, we introduce TTT. This technique allows the model to adapt to domain-specific knowledge and processes, enhancing both robustness and reliability in generating solutions.

To implement this process, we propose a novel method for data synthesis, consisting of four main steps: instruction generation, instruction scoring, instruction filtering, and response generation. Based on this method, we developed a high-quality medical SFT dataset comprising approximately 300,000 samples, organized into fine-grained subsets and further divided into granular categories to create FineMed. Additionally, we generated 33,000

high-quality DPO pairs to bolster reasoning tasks. Our synthetic data generation method incorporates a robust verification framework to evaluate data quality, complexity, medical relevance, and specificity. To the best of our knowledge, we are the first to apply o1-style data and TTT in the medical domain to enhance reasoning capabilities and the first to introduce a validation method for synthetic medical data.

The main contributions of this paper are as follows: (1) We introduce a novel framework for generating large-scale, high-quality synthetic SFT data, the first of its kind for medical data, ensuring strict adherence to content, context, quality, and complexity standards. (2) We are the first to implement a complete process, from SFT and DPO to TTT, for the medical LLM FineMedLM-o1, advancing the exploration of LLM reasoning capabilities on complex medical tasks. (3) We will open-source all the code, datasets, and resources used in this research, with the goal of supporting further research and fostering innovation within the open-source community.

2 FineMed

2.1 Data Synthesis

To construct FineMed, the first step is to generate a substantial amount of high-quality synthetic medical data. In the following, we describe our method for synthesizing data, as illustrated in Figure 2.

Raw Medical Texts Unlike approaches that rely on conversation data from real-world application scenarios on online treatment platforms or filter open-source medical SFT datasets (Yang et al., 2024b; Gururajan et al., 2024), we aim to use internet corpora (e.g., Common Crawl, CC) as the

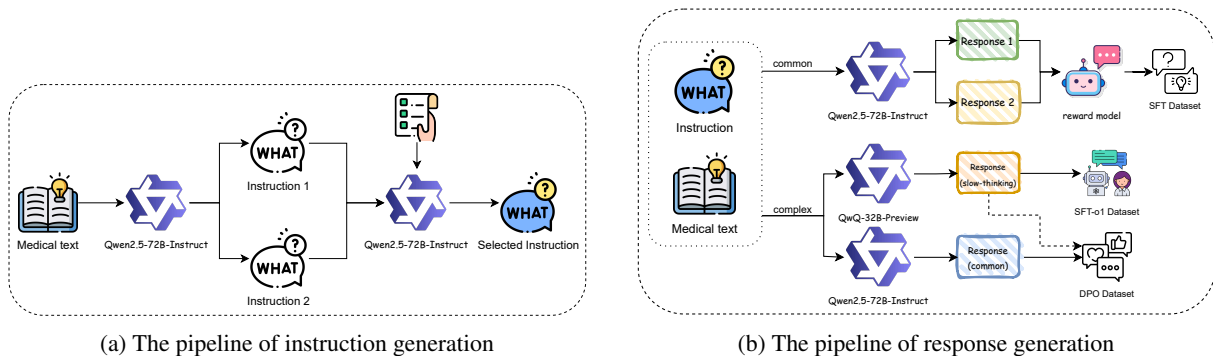


Figure 2: The pipeline of generating synthetic data, which includes two steps: instruction generation and response generation.

foundation for our medical knowledge texts. CC inherently includes large-scale question-answer pairs and knowledge-rich textbooks (Shao et al., 2024; Yue et al., 2024). Moreover, advancements in the classification of internet corpora by discipline, such as the open-sourced FineFineWeb (M-A-P, 2024), have significantly accelerated the development of LLMs across various domains. Leveraging this resource, we randomly selected 420,000 samples from the medical subset of FineFineWeb² as our raw medical texts.

Instruction Generation Following Lu et al. (2023)’s perspective, we believe that the complexity of an SFT dataset is primarily determined by the complexity of its instructions. Concurrently, several studies (Zhou et al., 2024; Cao et al., 2023) have demonstrated that applying quality filtering to synthetic data generated by strong base models can significantly enhance performance by removing low-quality instructions. Based on these insights, we established a set of scoring criteria for generated instructions and utilized Qwen (Yang et al., 2024a) to evaluate the instructions accordingly. It is noteworthy that we utilized vLLM to accelerate the model’s inference process during the generation of synthetic data (Kwon et al., 2023). Specifically, Qwen was tasked with generating two distinct instructions for each medical text and assigning a quality and complexity score to each instruction on a scale of 1 to 10, based on predefined criteria (detailed in Appendix A.1 and A.2). To ensure the instructions remained relevant to medicine and did not excessively dilute the total quality and complexity scores, relevance to medicine was scored on a scale of 1 to 6. Furthermore, Qwen evaluated whether the generated instructions included

specific details from the medical text to prevent unanswerable instructions due to missing contextual information. Finally, we filtered the scored instructions through a multi-step process, as outlined in Algorithm 1. This approach yielded 333,000 high-quality, high-complexity instruction samples.

Response Generation As illustrated in Figure 1, directly answering high-complexity instructions often leads to fragile responses. To ensure the quality of responses in the SFT dataset, we first categorized instructions into common and complex types based on their complexity scores, with a threshold set at 8, as determined by Qwen. For common instructions, Qwen generated two stylistically distinct responses, and a reward model³ selected the response that better aligned with human preferences, resulting in an SFT dataset containing 300,000 instructions and responses. For complex instructions, we engaged QwQ (Team, 2024) to generate detailed long-form reasoning responses, creating an SFT dataset enriched with o1-style data. Additionally, Qwen generated responses to these complex instructions, which were paired with QwQ’s long-form reasoning responses to form the DPO dataset. Detailed prompts for response generation can be found in Appendix A.3.

2.2 Data classification

In fine-tuning the base model for medical dialogue applications, we adopted a 3-stage SFT strategy, beginning with a broad medical domain and progressively narrowing the focus to more specific subfields. To achieve this, a fine-grained classification of medical data was essential. We introduced a medical knowledge classification diagram(see Appendix C), which integrates the department struc-

²<https://huggingface.co/datasets/m-a-p/FineFineWeb>

³<https://huggingface.co/sfairXC/FsfairX-LLaMA3-RM-v0.1>

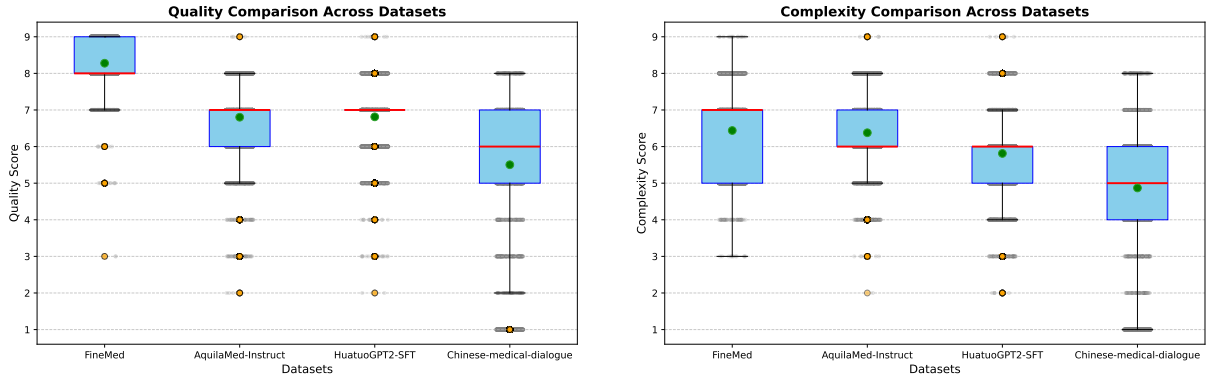


Figure 3: Comparison of four datasets in terms of quality and complexity.

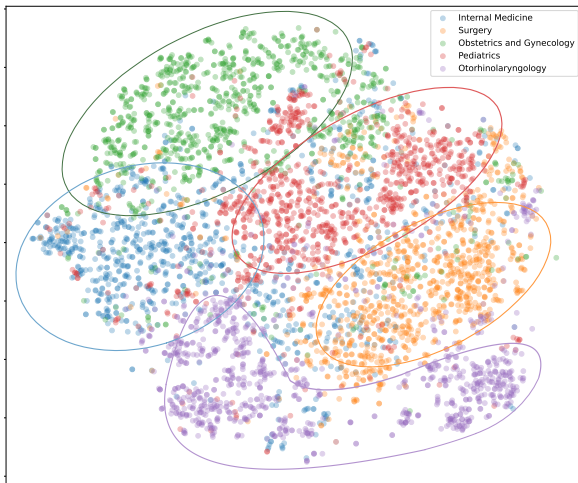


Figure 4: Visualization on the t-SNE data distributions of FineMed.

ture of Zhongshan Hospital, affiliated with Fudan University⁴, alongside relevant data from the Chinese Hospital Association⁵ (CHA). Previous studies have shown that providing appropriate prompts enables LLMs to effectively classify data (Dong et al., 2024). Therefore, we employed Qwen to categorize the medical data according to the aforementioned classification framework, ultimately producing FineMed. The classification prompt used is detailed in Appendix D. FineMed is an SFT dataset encompassing 5 primary categories and 29 secondary categories. In Section 2.3, we compare the quality and complexity of FineMed with other widely used open-source medical SFT datasets and demonstrate the distribution of data across departments in the semantic space, highlighting the effectiveness of our prompts used for the classification approach.

⁴<https://www.zs-hospital.sh.cn/>

⁵<https://www.cha.org.cn/>

2.3 Dataset Analysis

To better distinguish FineMed from existing medical datasets more effectively, we employed the LLM-as-a-judge approach to evaluate the quality and complexity of both FineMed and other medical SFT datasets. As illustrated in Figure 3, we randomly selected 5,000 samples each from FineMed, AquilaMed-Instruct (Zhao et al., 2024), HuatuoGPT2-SFT (Chen et al., 2023) and Chinese-medical-dialogue⁶ for comparison. In terms of instruction quality, FineMed achieves the highest average quality and median scores, with a relatively concentrated quality distribution. Regarding instruction complexity, both FineMed and AquilaMed-Instruct, which employs the Deita (Liu et al., 2023b) method for complexity filtering, demonstrate higher levels of complexity. This result indicates that our scoring criteria effectively capture the impact of the Deita method, with both datasets exhibiting comparable performance in this aspect.

Additionally, we visualized the data from each first-level department in FineMed within a two-dimensional semantic space to analyze their distribution. This visualization serves to validate the effectiveness of our classification methodology and the proposed classification diagram. Specifically, we utilized t-SNE to project the embeddings of FineMed’s first-level department data, extracted using bge-large-en-v1.5 (Xiao et al., 2023), into a two-dimensional space. As shown in Figure 4, the data points exhibit clear separations, demonstrating the robustness of our classification approach.

⁶<https://huggingface.co/datasets/ticoAg/Chinese-medical-dialogue>

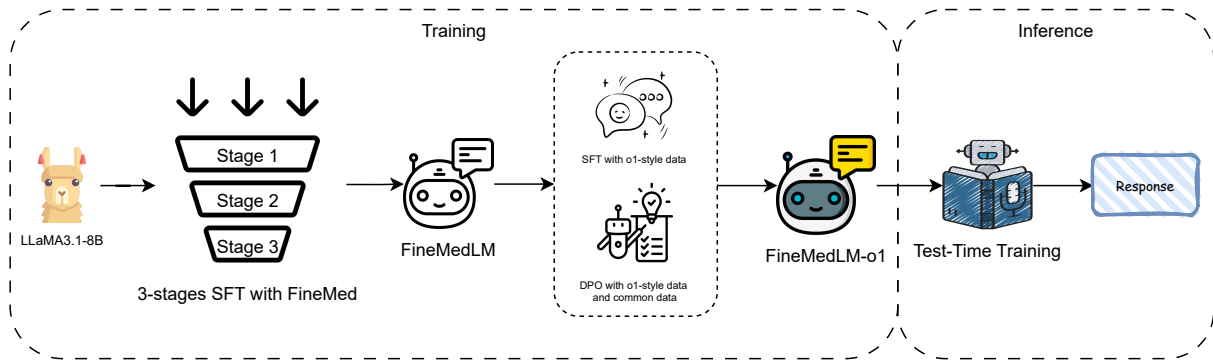


Figure 5: The overall pipeline of FineMedLM-o1.

3 Training and Inference

In this section, we detail the two primary stages of model training: SFT and DPO. To further enhance the reasoning capabilities of the medical LLM, we also incorporate TTT during inference. The overall workflow is illustrated in Figure 5.

3.1 FineMedLM

To enhance the language model’s capability for engaging in natural conversations, we first conducted 3-stage SFT, which involved fine-tuning the pre-trained LLM on chat-style data, including both instructions and responses.

Many researchers (Wang et al., 2021; Zhang et al., 2024b) have found that models perform better when they are trained incrementally from simple tasks to more complex ones. Based on this principle, multi-stage learning methods have gained increasing popularity. For instance, Zhao et al. (2024) employed a multi-stage training approach for continuous pre-training. In their method, the first stage involved mixed training with general and medical data, while the second stage focused solely on medical data. This approach aims to mitigate the significant performance degradation caused by discrepancies between pre-training and fine-tuning datasets, thereby enhancing the model’s capabilities in the medical domain. Inspired by this, we adopt a 3-stage SFT approach within medical knowledge, starting broadly with general medical domain data and progressively narrowing the scope to focus on increasingly specialized subfields.

Our model is based on LLaMA3.1-8B and was fine-tuned in three stages. In the first stage, we randomly sampled 200,000 instances from the entire medical dataset for training, using a learning rate of $3e-5$. We reserved 10% of the training set for validation and obtained the best checkpoint after

two epochs. In the second stage, 36,000 instances were randomly selected from the Internal Medicine subset of FineMed, with a learning rate of $5e-6$, resulting in the best checkpoint after two epochs. In the third stage, 11,000 instances were selected from the Endocrinology subset, using a learning rate of $5e-6$, and the best checkpoint was obtained after one epoch. The training hyperparameters were as follows: sequence length was set to 1024, batch size in the first stage to 256, batch size in the second and third stages to 128, and warm-up steps to 10% of the total steps. A cosine learning rate scheduler was employed. To mitigate overfitting, we applied a weight decay of 0.01 and set dropout to 0.1. Training was parallelized across 4 NVIDIA A100-80G GPUs, utilizing the AdamW optimizer with bf16 precision and the ZeRO-3 optimization strategy.

3.2 FineMedLM-o1

FineMedLM is a model equipped with conversational and basic logical capabilities. To develop FineMedLM-o1 with advanced reasoning abilities, we first employed half of the o1-style long-form reasoning data for SFT, enabling the model to acquire initial reasoning capabilities. Subsequently, the remaining half of the data was used for DPO, further enhancing the model’s reasoning skills.

During the SFT stage, we randomly selected 17,000 samples from the FineMed subset, which included complex instructions and long-form reasoning responses, for training. The hyperparameters were set as follows: a learning rate of $5e-7$, a batch size of 64, a sequence length of 8192, and 2 epochs. All other hyperparameters were kept consistent with those used for FineMedLM. In the DPO stage, we utilized all 33,000 samples to construct the DPO preference pair dataset, setting the beta value to 0.1 and training for 1 epoch, while

keeping the other hyperparameters consistent with those used in the SFT stage.

3.3 Test-Time Training

In order to further push the boundaries of the reasoning capabilities of FineMedLM-o1, we incorporated Test-Time Training (TTT) into the reasoning process. [Akyürek et al. \(2024\)](#) demonstrated that TTT can substantially enhance a model’s reasoning abilities. Specifically, their findings revealed that the introduction of TTT improved performance on the Abstraction and Reasoning Corpus (ARC) ([Chollet, 2019](#)), a challenging benchmark for evaluating reasoning skills, by a factor of six compared to the baseline fine-tuned model.

When making inferences on a benchmark dataset, we first use bge-large-en-v1.5 to retrieve the most similar instance from the long-form reasoning subset of FineMed. The model then undergoes training on the retrieved data using the same hyperparameters as FineMedLM-o1. Once training is completed, the model generates an answer for the benchmark instance, after which the model parameters are restored to their original state. Introducing TTT improves FineMedLM-o1’s reasoning ability by approximately 14%. Detailed results are provided in Section 4.2.

4 Experiment

4.1 Evaluation Setup

We evaluate the performance of our model on several open-source Chinese and English benchmarks in the medical field. These benchmarks span multiple domains, including biology and healthcare, and encompass both common medical questions and challenging problems that demand complex reasoning. This comprehensive evaluation assesses the model’s ability to understand medical knowledge and provide accurate answers to medical queries.

Benchmarks For FineMedLM, we evaluate the model using medical question subsets from the MMLU ([Hendrycks et al., 2021](#)) and C-Eval ([Huang et al., 2024b](#)) benchmarks, along with questions from the CMB-Exam ([Wang et al., 2023](#)), CMExam ([Liu et al., 2023a](#)), MedQA ([Jin et al., 2021](#)), and MedMCQA ([Pal et al., 2022](#)) test sets to assess its proficiency in medical knowledge. For FineMedLM-o1, we focus on two medical subsets of the MMLU-Pro ([Wang et al., 2024b](#)) benchmark, which present more challenging tasks requiring complex reasoning, to evaluate its advanced

reasoning capabilities. Among these benchmarks, C-Eval, CMB-Exam, and CMExam consist of Chinese questions, while the others are in English.

Baselines For FineMedLM, we compare its performance with general models and medical fine-tuned models of similar parameter sizes, including Baichuan2-7B ([Baichuan, 2023](#)), ChatGLM3-6B ([GLM et al., 2024](#)), InternLM-7B ([Cai et al., 2024](#)), Llama3.1-8B ([Dubey et al., 2024](#)), HuatuoGPT2-7B ([Chen et al., 2023](#)), and Medical-Llama3-8B⁷. For FineMedLM-o1, we benchmark it against HuatuoGPT-o1-8B ([Chen et al., 2024](#)), a medical reasoning model with the same parameter count, and provide experimental results for QwQ-32B-Preview ([Team, 2024](#)), GPT-4o-mini ([OpenAI, 2024](#)), GPT-4o, and the recently released DeepSeek-v3 ([DeepSeek-AI et al., 2024](#)) as additional references.

4.2 Results

In the experiment, we randomly selected three data points from the benchmark training set to perform 3-shot evaluations, ensuring consistency in the model output format. To mitigate potential bias, the experiment was repeated three times, and the average value of the results was reported as the final outcome.

Table 1 summarizes the overall performance of various models on standard medical benchmarks. Notably, some newer models (e.g., LLaMA3.1-8B), including general-purpose models, occasionally surpass specialized medical fine-tuned models on certain benchmarks. Our model, FineMedLM, achieves significant improvements across all benchmarks compared to its base model, LLaMA3.1-8B, with an average performance gain of 12%. However, FineMedLM underperforms on Chinese benchmarks (C-Eval, CMB-Exam, CMExam) relative to Baichuan2-7B, which benefits from pretraining on extensive Chinese datasets. FineMedLM-o1 exhibits strong performance across all benchmarks, outperforming FineMedLM by an average of 10 percentage points, highlighting the critical role of robust reasoning capabilities in addressing medical problems.

Table 2 presents our performance on challenging medical benchmarks that require complex reasoning. FineMedLM-o1 shows a significant improvement in reasoning ability over

⁷<https://huggingface.co/ruslanmv/Medical-Llama3-8B>

Model	C-Eval	CMB-Exam	CMExam	MMLU	MedQA	MedMCQA
Baichuan2-7B	<u>56.96</u>	<u>51.13</u>	<u>50.70</u>	50.14	41.56	41.12
ChatGLM3-6B	37.97	42.94	42.01	46.74	33.78	33.71
InternLM2.5-7B	53.16	48.09	49.42	60.61	45.01	40.08
HuatuoGPT2-7B ♠	51.90	45.79	45.29	45.64	40.38	34.93
Medical-Llama3-8B ♠	40.51	35.09	34.87	65.47	50.20	50.68
Llama3.1-8B	43.04	40.80	41.83	67.03	55.30	53.77
FineMedLM ♠	55.70	48.47	46.32	<u>71.44</u>	<u>57.66</u>	<u>54.91</u>
FineMedLM-o1 ♠	62.03	54.74	51.93	78.24	58.52	62.75

Table 1: Main results on medical benchmarks. ♠ means this LLM is specifically fine-tuned and optimized for tasks within the medical domain. Within each segment, **bold** highlights the best scores, and underlines indicate the second-best.

Model	Size	Biology	Health	Average
FineMedLM	8B	58.72	42.42	50.57
HuatuoGPT-o1	8B	68.20	<u>58.70</u>	63.45
FineMedLM-o1	8B	<u>70.71</u>	<u>57.95</u>	<u>64.33</u>
FineMedLM-o1 (TTT)	8B	80.54	66.71	72.83
GPT-4o-mini	-	80.20	67.60	73.90
QwQ-32B-Preview	32B	84.10	70.66	77.38
GPT-4o	-	<u>86.75</u>	<u>72.12</u>	<u>79.44</u>
DeepSeek-v3	671B	88.15	74.82	81.49

Table 2: Main results on MMLU-Pro benchmarks. **bold** highlights the best scores, and underlines indicate the second-best.

FineMedLM, with a gain of approximately 27 percentage points. Notably, FineMedLM-o1 achieves superior average performance compared to the recently released HuatuoGPT-o1 on the medical subset of MMLU-Pro. This phenomenon can be attributed to our carefully crafted synthetic data and optimized training process. Furthermore, the introduction of TTT further boosts FineMedLM-o1’s reasoning capabilities, bringing its performance on par with GPT-4o-mini.

4.3 Ablation Studies

To assess the effectiveness of the proposed 3-stage SFT approach, we designed two baseline methods for comparison. The first baseline involves training solely on FineMed’s medical dataset without incorporating multiple stages. The second baseline employs a 3-stage SFT process but with the stages reversed relative to FineMedLM. The results, summarized in Table 3, demonstrate that FineMedLM outperforms the baseline across all benchmarks, achieving a maximum performance improvement of 15%. These findings underscore the significant contribution of the 3-stage SFT framework in enhancing the model’s ability to effectively encode

and utilize medical knowledge.

5 Related Work

The development of medical LLMs is of profound significance to human society. These models can assist doctors in making rapid and accurate diagnoses, formulating treatment plans by integrating extensive medical data and clinical cases, and even supporting medical institutions in optimizing resource allocation to enhance the efficiency and quality of healthcare services (Thirunavukarasu et al., 2023; Wang et al., 2024a). Consequently, researchers have pursued diverse approaches to building powerful medical LLMs. For instance, ChatDoctor (Li et al., 2023) utilizes patient-doctor conversation data and is fine-tuned on LLaMA to improve language model accuracy in healthcare applications. DISC-MedLLM (Bao et al., 2023) employs a two-stage SFT strategy: the first stage integrates medical domain knowledge and conversational capabilities into the model using large-scale instruction datasets, while the second stage fine-tunes it on a smaller, high-quality dataset curated with the assistance of ChatGPT and filtered by human experts to align with human preferences. Despite these

Strategy	C-Eval	CMB-Exam	CMExam	MMLU	MedQA	MedMCQA
Direct	49.37	48.04	45.69	70.33	55.54	54.48
Reversed	48.10	47.95	45.42	70.06	56.33	52.69
FineMedLM	55.70	48.47	46.32	71.44	57.66	54.91

Table 3: Ablation experiment results. "Direct" means training directly with medical data, and "Reversed" means training by reversing the order of the SFT stages.

advancements, existing models often struggle to deliver professional responses to domain-specific medical questions. To this end, Yang et al. (2024b) proposed PediatricsGPT, a model tailored to pediatrics, which leverages high-quality instruction datasets and intricate training procedures, contributing significantly to pediatric expertise in LLMs. However, these models exhibit limitations when addressing tasks requiring complex medical reasoning. Our work builds upon the paradigm of using medical knowledge to perform SFT and DPO on LLMs, introducing innovations in data utilization and training strategies to enhance reasoning capabilities for complex medical problems. Moreover, we address a critical gap in domain-specific medical datasets by releasing high-quality SFT datasets encompassing 5 primary medical specialties and 29 subspecialties, providing a valuable resource to the community. Notably, shortly before the release of our research, HuatuoGPT-o1 (Chen et al., 2024), a medical reasoning model trained with SFT and Proximal Policy Optimization (PPO) (Schulman et al., 2017), was introduced, offering valuable insights into improving LLMs' complex medical reasoning capabilities. We believe that our research not only advances the field of medical LLMs but also provides valuable methodologies and resources to inspire progress in enhancing LLM reasoning abilities across medicine and other specialized domains.

6 Conclusion

In this paper, we proposed FineMedLM-o1, a LLM with strong medical reasoning capabilities, designed to address the challenges of complex medical problems by performing SFT and DPO with carefully designed synthetic data. Our novel synthetic dataset construction, training process, and introduction of TTT during inference significantly improve the model's ability to handle deep reasoning on complex medical problems. The outstanding performance of FineMedLM-o1 on various benchmarks validates the effectiveness of our approach.

By open-sourcing our dataset and training process, we aim to promote the advancement of complex reasoning capabilities of medical LLMs in the research community.

Limitations

Due to limited computational resources, this study randomly selected original medical texts during the data selection stage without first assessing their quality. Additionally, the number of selected texts was relatively small. Recognizing the critical role of diverse and high-quality data in SFT, our future work aims to incorporate more extensive, higher-quality, and larger medical datasets. Furthermore, we are exploring improvements to the DPO stage. In future research, we aspire to develop a reinforcement learning algorithm specifically tailored to the medical domain, enabling more sophisticated analyses and applications in medical scenarios.

References

- Marah Abdin, Jyoti Aneja, Harkirat Behl, Sébastien Bubeck, Ronen Eldan, Suriya Gunasekar, Michael Harrison, Russell J Hewett, Mojan Javaheripi, Piero Kauffmann, et al. 2024. Phi-4 technical report. *arXiv preprint arXiv:2412.08905*.
- Josh Achiam, Steven Adler, Sandhini Agarwal, Lama Ahmad, Ilge Akkaya, Florencia Leoni Aleman, Diogo Almeida, Janko Altschmidt, Sam Altman, Shyamal Anadkat, et al. 2023. Gpt-4 technical report. *arXiv preprint arXiv:2303.08774*.
- Ekin Akyürek, Mehul Damani, Linlu Qiu, Han Guo, Yoon Kim, and Jacob Andreas. 2024. [The surprising effectiveness of test-time training for abstract reasoning](#). *Preprint*, arXiv:2411.07279.
- Zeyuan Allen-Zhu and Yuanzhi Li. 2024a. [Physics of language models: Part 3.1, knowledge storage and extraction](#). *Preprint*, arXiv:2309.14316.
- Zeyuan Allen-Zhu and Yuanzhi Li. 2024b. [Physics of language models: Part 3.2, knowledge manipulation](#). *Preprint*, arXiv:2309.14402.
- Zeyuan Allen-Zhu and Yuanzhi Li. 2024c. [Physics of language models: Part 3.3, knowledge capacity scaling laws](#). *Preprint*, arXiv:2404.05405.

- Baichuan. 2023. [Baichuan 2: Open large-scale language models](#). *arXiv preprint arXiv:2309.10305*.
- Zhijie Bao, Wei Chen, Shengze Xiao, Kuang Ren, Jiaao Wu, Cheng Zhong, Jiajie Peng, Xuanjing Huang, and Zhongyu Wei. 2023. [Disc-medllm: Bridging general large language models and real-world medical consultation](#). *arXiv preprint arXiv:2308.14346*.
- Zheng Cai, Maosong Cao, Haojiong Chen, Kai Chen, Keyu Chen, Xin Chen, Xun Chen, Zehui Chen, Zhi Chen, Pei Chu, Xiaoyi Dong, Haodong Duan, Qi Fan, Zhaoye Fei, Yang Gao, Jiaye Ge, Chenya Gu, Yuzhe Gu, Tao Gui, Aijia Guo, Qipeng Guo, Conghui He, Yingfan Hu, Ting Huang, Tao Jiang, Penglong Jiao, Zhenjiang Jin, Zhikai Lei, Jiaying Li, Jingwen Li, Linyang Li, Shuaibin Li, Wei Li, Yingling Li, Hongwei Liu, Jiangning Liu, Jiawei Hong, Kaiwen Liu, Kuikun Liu, Xiaoran Liu, Chengqi Lv, Haijun Lv, Kai Lv, Li Ma, Runyuan Ma, Zerun Ma, Wenchang Ning, Linke Ouyang, Jiantao Qiu, Yuan Qu, Fukai Shang, Yunfan Shao, Demin Song, Zifan Song, Zhihao Sui, Peng Sun, Yu Sun, Huanze Tang, Bin Wang, Guoteng Wang, Jiaqi Wang, Jiayu Wang, Rui Wang, Yudong Wang, Ziyi Wang, Xingjian Wei, Qizhen Weng, Fan Wu, Yingtong Xiong, Chao Xu, Ruiliang Xu, Hang Yan, Yirong Yan, Xiaogui Yang, Haochen Ye, Huaiyuan Ying, Jia Yu, Jing Yu, Yuhang Zang, Chuyu Zhang, Li Zhang, Pan Zhang, Peng Zhang, Ruijie Zhang, Shuo Zhang, Songyang Zhang, Wenjian Zhang, Wenwei Zhang, Xingcheng Zhang, Xinyue Zhang, Hui Zhao, Qian Zhao, Xiaomeng Zhao, Fengzhe Zhou, Zaida Zhou, Jingming Zhuo, Yicheng Zou, Xipeng Qiu, Yu Qiao, and Dahua Lin. 2024. [Internlm2 technical report](#). *Preprint*, arXiv:2403.17297.
- Yihan Cao, Yanbin Kang, Chi Wang, and Lichao Sun. 2023. [Instruction mining: Instruction data selection for tuning large language models](#). *arXiv preprint arXiv:2307.06290*.
- Junying Chen, Zhenyang Cai, Ke Ji, Xidong Wang, Wanlong Liu, Rongsheng Wang, Jianye Hou, and Benyou Wang. 2024. [Huatuogpt-o1, towards medical complex reasoning with llms](#). *Preprint*, arXiv:2412.18925.
- Junying Chen, Xidong Wang, Ke Ji, Anningzhe Gao, Feng Jiang, Shunian Chen, Hongbo Zhang, Dingjie Song, Wenya Xie, Chuyi Kong, et al. 2023. [Huatuogpt-ii, one-stage training for medical adaption of llms](#). *arXiv preprint arXiv:2311.09774*.
- François Chollet. 2019. [On the measure of intelligence](#). *Preprint*, arXiv:1911.01547.
- DeepSeek-AI, Aixin Liu, Bei Feng, Bing Xue, Bingxuan Wang, Bochao Wu, Chengda Lu, Chenggang Zhao, Chengqi Deng, Chenyu Zhang, Chong Ruan, Damai Dai, Daya Guo, Dejian Yang, Deli Chen, Dongjie Ji, Erhang Li, Fangyun Lin, Fucong Dai, Fuli Luo, Guangbo Hao, Guanting Chen, Guowei Li, H. Zhang, Han Bao, Hanwei Xu, Haocheng Wang, Haowei Zhang, Honghui Ding, Huajian Xin, Huazuo Gao, Hui Li, Hui Qu, J. L. Cai, Jian Liang, Jianzhong Guo, Jiaqi Ni, Jiashi Li, Jiawei Wang, Jin Chen, Jingchang Chen, Jingyang Yuan, Junjie Qiu, Junlong Li, Junxiao Song, Kai Dong, Kai Hu, Kaige Gao, Kang Guan, Kexin Huang, Kuai Yu, Lean Wang, Lecong Zhang, Lei Xu, Leyi Xia, Liang Zhao, Litong Wang, Liyue Zhang, Meng Li, Miaoqun Wang, Mingchuan Zhang, Minghua Zhang, Minghui Tang, Mingming Li, Ning Tian, Panpan Huang, Peiyi Wang, Peng Zhang, Qiancheng Wang, Qihao Zhu, Qinyu Chen, Qiushi Du, R. J. Chen, R. L. Jin, Ruiqi Ge, Ruisong Zhang, Ruizhe Pan, Runji Wang, Runxin Xu, Ruoyu Zhang, Ruyi Chen, S. S. Li, Shanghao Lu, Shangyan Zhou, Shanhuang Chen, Shaoqing Wu, Shengfeng Ye, Shengfeng Ye, Shirong Ma, Shiyu Wang, Shuang Zhou, Shuiping Yu, Shunfeng Zhou, Shuting Pan, T. Wang, Tao Yun, Tian Pei, Tianyu Sun, W. L. Xiao, Wangding Zeng, Wanbiao Zhao, Wei An, Wen Liu, Wenfeng Liang, Wenjun Gao, Wenqin Yu, Wentao Zhang, X. Q. Li, Xiangyue Jin, Xianzu Wang, Xiao Bi, Xiaodong Liu, Xiaohan Wang, Xiaojin Shen, Xiaokang Chen, Xiaokang Zhang, Xiaosha Chen, Xiaotao Nie, Xiaowen Sun, Xiaoxiang Wang, Xin Cheng, Xin Liu, Xin Xie, Xingchao Liu, Xingkai Yu, Xinnan Song, Xinxia Shan, Xinyi Zhou, Xinyu Yang, Xinyuan Li, Xuecheng Su, Xuheng Lin, Y. K. Li, Y. Q. Wang, Y. X. Wei, Y. X. Zhu, Yang Zhang, Yanhong Xu, Yanhong Xu, Yanping Huang, Yao Li, Yao Zhao, Yaofeng Sun, Yaohui Li, Yaohui Wang, Yi Yu, Yi Zheng, Yichao Zhang, Yifan Shi, Yiliang Xiong, Ying He, Ying Tang, Yishi Piao, Yisong Wang, Yixuan Tan, Yiyang Ma, Yiyuan Liu, Yongqiang Guo, Yu Wu, Yuan Ou, Yuchen Zhu, Yudian Wang, Yue Gong, Yuheng Zou, Yujia He, Yukun Zha, Yunfan Xiong, Yunxian Ma, Yuting Yan, Yuxiang Luo, Yuxiang You, Yuxuan Liu, Yuyang Zhou, Z. F. Wu, Z. Z. Ren, Zehui Ren, Zhangli Sha, Zhe Fu, Zhean Xu, Zhen Huang, Zhen Zhang, Zhenda Xie, Zhengyan Zhang, Zhewen Hao, Zhibin Gou, Zhicheng Ma, Zhigang Yan, Zhihong Shao, Zhipeng Xu, Zhiyu Wu, Zhongyu Zhang, Zhuoshu Li, Zihui Gu, Zijia Zhu, Zijun Liu, Zilin Li, Ziwei Xie, Ziyang Song, Ziyi Gao, and Zizheng Pan. 2024. [Deepseek-v3 technical report](#). *Preprint*, arXiv:2412.19437.
- Qingxiu Dong, Lei Li, Damai Dai, Ce Zheng, Jingyuan Ma, Rui Li, Heming Xia, Jingjing Xu, Zhiyong Wu, Baobao Chang, et al. 2024. [A survey on in-context learning](#). In *Proceedings of the 2024 Conference on Empirical Methods in Natural Language Processing*, pages 1107–1128.
- Abhimanyu Dubey, Abhinav Jauhri, Abhinav Pandey, Abhishek Kadian, Ahmad Al-Dahle, Aiesha Letman, Akhil Mathur, Alan Schelten, Amy Yang, Angela Fan, et al. 2024. [The llama 3 herd of models](#). *arXiv preprint arXiv:2407.21783*.
- Team GLM, Aohan Zeng, Bin Xu, Bowen Wang, Chenhui Zhang, Da Yin, Diego Rojas, Guanyu Feng, Hanlin Zhao, Hanyu Lai, Hao Yu, Hongning Wang, Jiadao Sun, Jiajie Zhang, Jiale Cheng, Jiayi Gui, Jie Tang, Jing Zhang, Juanzi Li, Lei Zhao, Lindong Wu, Lucen Zhong, Mingdao Liu, Minlie Huang, Peng

- Zhang, Qinkai Zheng, Rui Lu, Shuaiqi Duan, Shudan Zhang, Shulin Cao, Shuxun Yang, Weng Lam Tam, Wenyi Zhao, Xiao Liu, Xiao Xia, Xiaohan Zhang, Xiaotao Gu, Xin Lv, Xinghan Liu, Xinyi Liu, Xinyue Yang, Xixuan Song, Xunkai Zhang, Yifan An, Yifan Xu, Yilin Niu, Yuantao Yang, Yueyan Li, Yushi Bai, Yuxiao Dong, Zehan Qi, Zhaoyu Wang, Zhen Yang, Zhengxiao Du, Zhenyu Hou, and Zihan Wang. 2024. [Chatglm: A family of large language models from glm-130b to glm-4 all tools](#). *Preprint*, arXiv:2406.12793.
- Ashwin Kumar Gururajan, Enrique Lopez-Cuena, Jordi Bayarri-Planas, Adrian Tormos, Daniel Hincos, Pablo Bernabeu-Perez, Anna Arias-Duart, Pablo Agustin Martin-Torres, Lucia Urcelay-Ganzabal, Marta Gonzalez-Mallo, et al. 2024. [Aloe: A family of fine-tuned open healthcare llms](#). *arXiv preprint arXiv:2405.01886*.
- Dan Hendrycks, Collin Burns, Steven Basart, Andy Zou, Mantas Mazeika, Dawn Song, and Jacob Steinhardt. 2021. Measuring massive multitask language understanding. *Proceedings of the International Conference on Learning Representations (ICLR)*.
- Siming Huang, Tianhao Cheng, J. K. Liu, Jiaran Hao, Liuyihan Song, Yang Xu, J. Yang, J. H. Liu, Chenchen Zhang, Linzheng Chai, Ruifeng Yuan, Zhaoxiang Zhang, Jie Fu, Qian Liu, Ge Zhang, Zili Wang, Yuan Qi, Yinghui Xu, and Wei Chu. 2024a. [Opencoder: The open cookbook for top-tier code large language models](#). *Preprint*, arXiv:2411.04905.
- Yuzhen Huang, Yuzhuo Bai, Zhihao Zhu, Junlei Zhang, Jinghan Zhang, Tangjun Su, Junteng Liu, Chuancheng Lv, Yikai Zhang, Yao Fu, et al. 2024b. C-eval: A multi-level multi-discipline chinese evaluation suite for foundation models. *Advances in Neural Information Processing Systems*, 36.
- Di Jin, Eileen Pan, Nassim Oufattole, Wei-Hung Weng, Hanyi Fang, and Peter Szolovits. 2021. What disease does this patient have? a large-scale open domain question answering dataset from medical exams. *Applied Sciences*, 11(14):6421.
- Woosuk Kwon, Zhuohan Li, Siyuan Zhuang, Ying Sheng, Lianmin Zheng, Cody Hao Yu, Joseph E. Gonzalez, Hao Zhang, and Ion Stoica. 2023. [Efficient memory management for large language model serving with pagedattention](#). *Preprint*, arXiv:2309.06180.
- Yunxiang Li, Zihan Li, Kai Zhang, Ruilong Dan, Steve Jiang, and You Zhang. 2023. Chatdoctor: A medical chat model fine-tuned on a large language model meta-ai (llama) using medical domain knowledge. *Cureus*, 15(6).
- Junling Liu, Peilin Zhou, Yining Hua, Dading Chong, Zhongyu Tian, Andrew Liu, Helin Wang, Chenyu You, Zhenhua Guo, Lei Zhu, and Michael Lingzhi Li. 2023a. [Benchmarking large language models on cmexam – a comprehensive chinese medical exam dataset](#). *Preprint*, arXiv:2306.03030.
- Wei Liu, Weihao Zeng, Keqing He, Yong Jiang, and Junxian He. 2023b. What makes good data for alignment? a comprehensive study of automatic data selection in instruction tuning. *arXiv preprint arXiv:2312.15685*.
- Keming Lu, Hongyi Yuan, Zheng Yuan, Runji Lin, Junyang Lin, Chuanqi Tan, Chang Zhou, and Jingren Zhou. 2023. # instag: Instruction tagging for analyzing supervised fine-tuning of large language models. In *The Twelfth International Conference on Learning Representations*.
- Xinrun Du* Zhimiao Yu* Zili Wang* Zekun Wang Shuyue Guo Tianyu Zheng Kang Zhu Jerry Liu Shawn Yue Binbin Liu Zhongyuan Peng Yifan Yao Jack Yang Ziming Li Bingni Zhang Minghao Liu Tianyu Liu Yang Gao Wenhui Chen Xiaohuan Zhou Qian Liu Taifeng Wang+ Wenhao Huang+ M-A-P, Ge Zhang*. 2024. [Finefineweb: A comprehensive study on fine-grained domain web corpus](#).
- OpenAI. 2024. [Hello gpt-4](#).
- Ankit Pal, Logesh Kumar Umaphathi, and Malaikanan Sankarasubbu. 2022. Medmcqa: A large-scale multi-subject multi-choice dataset for medical domain question answering. In *Conference on health, inference, and learning*, pages 248–260. PMLR.
- Rafael Rafailov, Archit Sharma, Eric Mitchell, Christopher D Manning, Stefano Ermon, and Chelsea Finn. 2024. Direct preference optimization: Your language model is secretly a reward model. *Advances in Neural Information Processing Systems*, 36.
- John Schulman, Filip Wolski, Prafulla Dhariwal, Alec Radford, and Oleg Klimov. 2017. Proximal policy optimization algorithms. *arXiv preprint arXiv:1707.06347*.
- Zhihong Shao, Peiyi Wang, Qihao Zhu, Runxin Xu, Junxiao Song, Xiao Bi, Haowei Zhang, Mingchuan Zhang, Y. K. Li, Y. Wu, and Daya Guo. 2024. [Deepseekmath: Pushing the limits of mathematical reasoning in open language models](#). *Preprint*, arXiv:2402.03300.
- Qwen Team. 2024. Qwq: Reflect deeply on the boundaries of the unknown.
- Arun James Thirunavukarasu, Darren Shu Jeng Ting, Kabilan Elangovan, Laura Gutierrez, Ting Fang Tan, and Daniel Shu Wei Ting. 2023. Large language models in medicine. *Nature medicine*, 29(8):1930–1940.
- Weiwei Tian, Xinyu Huang, Tianhao Cheng, Wen He, Jinwu Fang, Rui Feng, Daoying Geng, and Xiaobo Zhang. 2024a. A medical multimodal large language model for pediatric pneumonia. *arXiv preprint arXiv:2409.02608*.
- Yuanhe Tian, Ruyi Gan, Yan Song, Jiaying Zhang, and Yongdong Zhang. 2024b. [ChiMed-GPT: A Chinese medical large language model with full training](#)

- regime and better alignment to human preferences. In *Proceedings of the 62nd Annual Meeting of the Association for Computational Linguistics (Volume 1: Long Papers)*, pages 7156–7173, Bangkok, Thailand. Association for Computational Linguistics.
- Jinqiang Wang, Huansheng Ning, Yi Peng, Qikai Wei, Daniel Tesfai, Wenwei Mao, Tao Zhu, and Runhe Huang. 2024a. A survey on large language models from general purpose to medical applications: Datasets, methodologies, and evaluations. *arXiv preprint arXiv:2406.10303*.
- Xidong Wang, Guiming Hardy Chen, Dingjie Song, Zhiyi Zhang, Zhihong Chen, Qingying Xiao, Feng Jiang, Jianquan Li, Xiang Wan, Benyou Wang, et al. 2023. Cmb: A comprehensive medical benchmark in chinese. *arXiv preprint arXiv:2308.08833*.
- Xin Wang, Yudong Chen, and Wenwu Zhu. 2021. A survey on curriculum learning. *IEEE transactions on pattern analysis and machine intelligence*, 44(9):4555–4576.
- Yubo Wang, Xueguang Ma, Ge Zhang, Yuansheng Ni, Abhranil Chandra, Shiguang Guo, Weiming Ren, Aaran Arulraj, Xuan He, Ziyang Jiang, Tianle Li, Max Ku, Kai Wang, Alex Zhuang, Rongqi Fan, Xiang Yue, and Wenhu Chen. 2024b. Mmlu-pro: A more robust and challenging multi-task language understanding benchmark. *Preprint*, arXiv:2406.01574.
- Zhaolong Wu, Abul Hasan, Jinge Wu, Yunsoo Kim, Jason P. Y. Cheung, Teng Zhang, and Honghan Wu. 2024. Chain-of-thought (cot) prompting strategies for medical error detection and correction. *Preprint*, arXiv:2406.09103.
- Shitao Xiao, Zheng Liu, Peitian Zhang, and Niklas Muennighoff. 2023. C-pack: Packaged resources to advance general chinese embedding. *Preprint*, arXiv:2309.07597.
- Can Xu, Qingfeng Sun, Kai Zheng, Xiubo Geng, Pu Zhao, Jiazhan Feng, Chongyang Tao, and Daxin Jiang. 2023. Wizardlm: Empowering large language models to follow complex instructions. *arXiv preprint arXiv:2304.12244*.
- An Yang, Baosong Yang, Beichen Zhang, Binyuan Hui, Bo Zheng, Bowen Yu, Chengyuan Li, Dayiheng Liu, Fei Huang, Haoran Wei, et al. 2024a. Qwen2. 5 technical report. *arXiv preprint arXiv:2412.15115*.
- Dingkang Yang, Jinjie Wei, Dongling Xiao, Shunli Wang, Tong Wu, Gang Li, Mingcheng Li, Shuaibing Wang, Jiawei Chen, Yue Jiang, et al. 2024b. Pediatricsgpt: Large language models as chinese medical assistants for pediatric applications. *arXiv preprint arXiv:2405.19266*.
- Tian Ye, Zicheng Xu, Yuanzhi Li, and Zeyuan Allen-Zhu. 2024a. Physics of language models: Part 2.1, grade-school math and the hidden reasoning process. *Preprint*, arXiv:2407.20311.
- Tian Ye, Zicheng Xu, Yuanzhi Li, and Zeyuan Allen-Zhu. 2024b. Physics of language models: Part 2.2, how to learn from mistakes on grade-school math problems. *Preprint*, arXiv:2408.16293.
- Xiang Yue, Tuney Zheng, Ge Zhang, and Wenhu Chen. 2024. Mammoth2: Scaling instructions from the web. *arXiv preprint arXiv:2405.03548*.
- Juzhao Zhang, Senlin Lin, Tianhao Cheng, Yi Xu, Lina Lu, Jiangnan He, Tao Yu, Yajun Peng, Yuejie Zhang, Haidong Zou, et al. 2024a. Retfound-enhanced community-based fundus disease screening: real-world evidence and decision curve analysis. *npj Digital Medicine*, 7(1):108.
- Zheng Zhang, Junxiang Wang, and Liang Zhao. 2024b. Curriculum learning for graph neural networks: Which edges should we learn first. *Advances in Neural Information Processing Systems*, 36.
- Lulu Zhao, Weihao Zeng, Xiaofeng Shi, Hua Zhou, Donglin Hao, and Yonghua Lin. 2024. Aqlia-med llm: Pioneering full-process open-source medical language models. *arXiv preprint arXiv:2406.12182*.
- Chunting Zhou, Pengfei Liu, Puxin Xu, Srinivasan Iyer, Jiao Sun, Yuning Mao, Xuezhe Ma, Avia Efrat, Ping Yu, Lili Yu, et al. 2024. Lima: Less is more for alignment. *Advances in Neural Information Processing Systems*, 36.

A Synthetic Data Generation Prompts

This section provides a comprehensive overview of all the prompts utilized during the pipeline of generating synthetic data.

A.1 Instruction Generation Prompt

INSTRUCTION GENERATION

You need to generate two questions based on the given text content. These questions can be open-ended, detail-oriented, or related to a broader discussion of the content, but avoid relying on specific case details from the text. Follow these requirements:

Requirements:

1. Make sure the questions are closely related to the main points or themes mentioned in the text.
2. Ensure the two questions are as diverse as possible, avoiding homogeneity.
3. Ensure the questions include all the information needed for the answers. If necessary, add introductory information to the questions.
4. Avoid repetitive or overly simplistic questions, ensuring diversity and depth.
5. The questions must be self-contained and should not require the provided text as background to be understood.

Please rewrite the following text into related questions, and strictly follow the format below for output:

```
{  
  "question1": "Generated first question",  
  "question2": "Generated second question"  
}
```

Here is the sample text:

```
{text}
```

Table 4: Prompts for generating instructions. The text refers to individual data samples drawn from the medical subset of FineFineWeb.

A.2 Instruction Scoring Prompt

INSTRUCTION SCORE GENERATION

You need to evaluate the given query based on the following criteria and output the results in JSON format. The output should include three parts: quality, difficulty, and whether additional necessary information is required to answer the query. Please follow the scoring standards below:

1. Quality (Score 1–10): Assess the clarity and accuracy of the query. If the query is a simple statement without any question or instruction, score it 1–2.

9–10: Very clear, accurate expression, no ambiguity.

7–8: Clear, accurate expression, but may have minimal ambiguity.

5–6: Fairly clear, generally accurate expression, but some ambiguity exists.

3–4: Not very clear, somewhat vague expression, with obvious ambiguity.

1–2: Unclear, very vague expression, difficult to understand or a simple statement.

2. Difficulty (Score 1–10): Assess the difficulty of understanding and answering the query.

9–10: Very difficult, requires specialized knowledge and complex analysis to answer.

7–8: Quite difficult, requires some specialized knowledge and analysis.

5–6: Moderate difficulty, requires general knowledge and analysis.

3–4: Fairly simple, can be answered with basic knowledge.

1–2: Very simple, no special knowledge required to answer.

3. Relevance to medicine (1–6): Assess the medical relevance of the query.

5–6: Completely related to medicine, with many medical terms appearing.

3–4: Related to medicine, the content involves medical fields.

1–2: Very weak medical relevance.

4. Mention specific details: Whether specific case details in the text are mentioned.

Please strictly follow the format below for output:

```
{  
  "quality": 1–10,  
  "difficulty": 1–10,  
  "Relevance2Medicine": 1–6,  
  "MentionSpecificDetails": "True"/"False"  
}
```

Please evaluate the following query:

```
{instruction}
```

Table 5: Prompts for generating scores for all instructions. The instruction refers to a single data sample generated by Qwen.

A.3 Response Generation Prompts

QWEN RESPONSE GENERATION

You need to generate two different styles of answers based on the given question. Use the background information provided in the text to assist in formulating a relevant and detailed answer. Follow these answer guidelines:

1. Ensure the answer is closely related to the main points or themes mentioned in the question.
2. Utilize the text content to provide a comprehensive and accurate answer.
3. Ensure proper formatting and readability, including the correct rendering of any LaTeX or mathematical symbols.
4. Ensure that the answer provides a complete solution or explanation, with clear and detailed steps.
5. Please strictly follow the format below for output:

```
{
  "answer1": "Generated first answer content",
  "answer2": "Generated second answer content"
} Here is the question:
{instruction}
Here is the text:
{text}
```

QWQ RESPONSE GENERATION

You need to generate an answer based on the given problem and thoroughly explore the problem through a systematic and long-term thinking process to provide a final and accurate solution. This requires a comprehensive cycle of analysis, summary, exploration, re-evaluation, reflection, backtracking and iteration to form a thoughtful thinking process. Use the background information provided in the text to assist in formulating the answer. Follow these answer guidelines:

1. Please structure your response into two main sections: Thought and Summarization.
2. During the thinking phase, think step by step based on the given text content. If the text content is used, it must be expressed.
3. During the summary phase, based on the thinking process in the thinking phase, give the final answer to the question.

Here is the question:
{instruction}
Here is the text:
{text}

Table 6: Prompts for generating responses. Qwen generates high-quality responses based on the given text and corresponding instructions, while QwQ generates long-form reasoning responses.

B Algorithm for comparing instruction scores

Algorithm 1 CompareInstructionScore

```
1: Input: item1, item2
2: Output: item1 or item2 or None
3: if item1.MentionSpecificDetails() XOR item2.MentionSpecificDetails() then
4:   if item1.MentionSpecificDetails() then
5:     return item2
6:   else
7:     return item1
8:   end if
9: end if
10: if item1.MentionSpecificDetails() AND item2.MentionSpecificDetails() then
11:   return None
12: end if
13: score1  $\leftarrow$  item1.quality + item1.complexity + item1.RelevanceToMedicine
14: score2  $\leftarrow$  item2.quality + item2.complexity + item2.RelevanceToMedicine
15: if score1  $\neq$  score2 then
16:   return item1 if score1 > score2 else item2
17: end if
18: score1  $\leftarrow$  item1.quality + item1.complexity
19: score2  $\leftarrow$  item2.quality + item2.complexity
20: if score1  $\neq$  score2 then
21:   return item1 if score1 > score2 else item2
22: end if
23: if item1.quality  $\neq$  item2.quality then
24:   return item1 if item1.quality > item2.quality else item2
25: end if
26: return randomChoice({item1, item2})
```

C Medical Knowledge Tree Classification Diagram

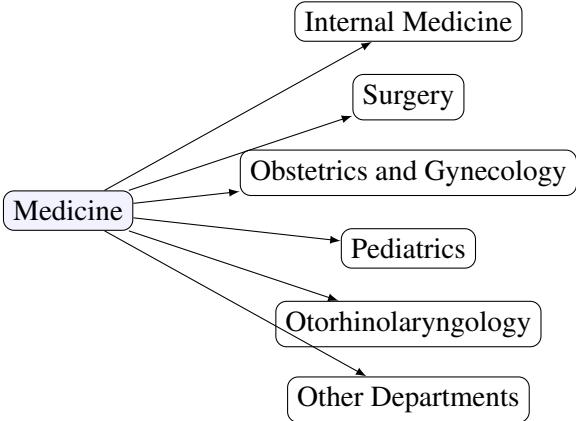


Figure 6: Hierarchical tree structure of Medicine and its subsets.

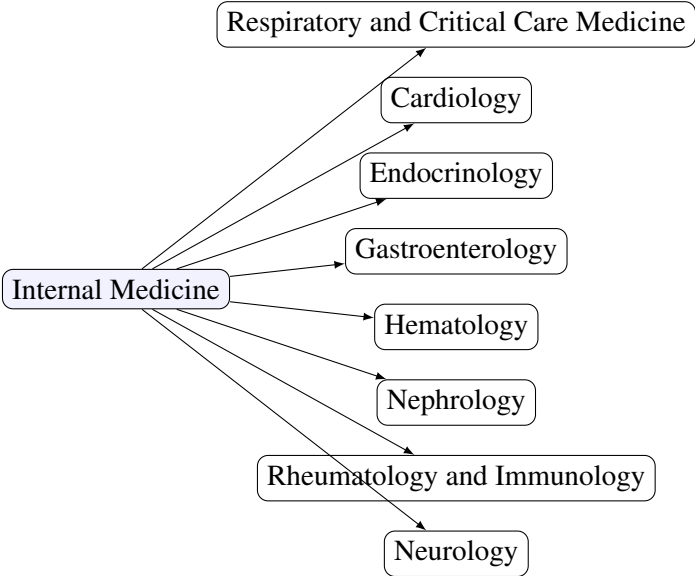


Figure 7: Hierarchical tree structure of Internal Medicine and its subsets.

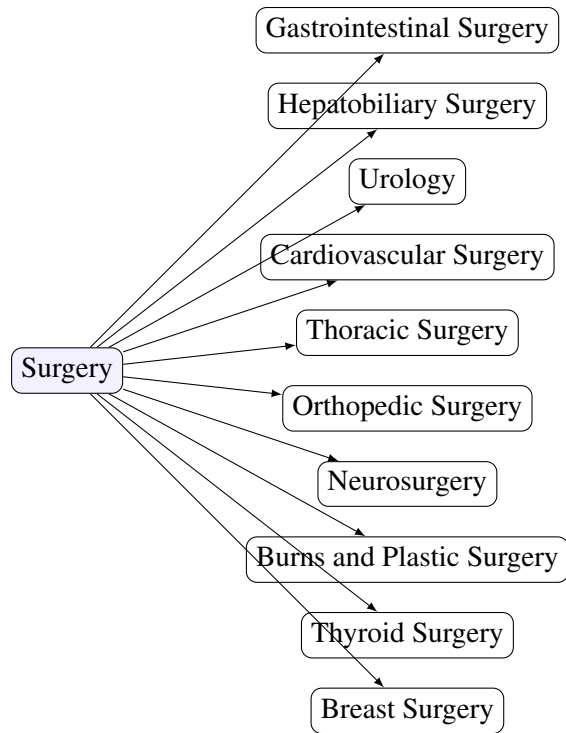


Figure 8: Hierarchical tree structure of Surgery and its subsets.

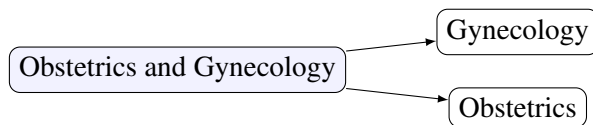


Figure 9: Hierarchical tree structure of Obstetrics and Gynecology and its subsets.

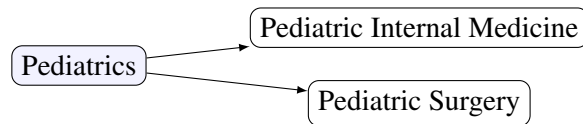


Figure 10: Hierarchical tree structure of Pediatrics and its subsets.

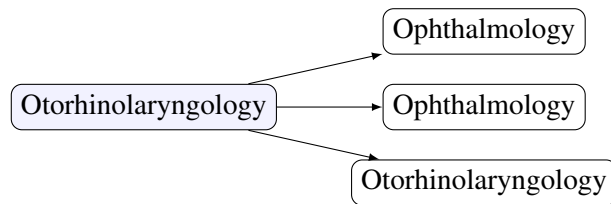


Figure 11: Hierarchical tree structure of Otorhinolaryngology and its subsets.

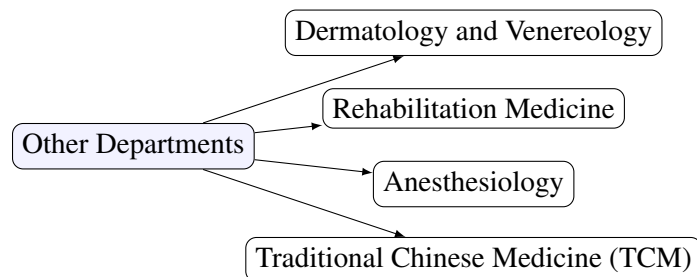


Figure 12: Hierarchical tree structure of Other Departments and its subsets.

D Medical Data Classification Prompts

MEDICAL DATA CLASSIFICATION

You are a professional doctor who can classify a dialogue. Please read the following dialogue and determine which hospital department it belongs to based on its main content. The available department categories and their brief descriptions are as follows:

Internal Medicine: Diseases related to internal organs, such as heart disease, stomach problems, diabetes, etc.

Surgery: Diseases treated with surgical interventions, such as fractures, tumor removal, etc.

Obstetrics and Gynecology: Diseases and health issues related to the female reproductive system, pregnancy, and childbirth.

Pediatrics: Health and disease issues related to children.

Otorhinolaryngology (ENT): Diseases related to the ears, nose, throat, eyes, and oral cavity.

Other Departments: Diseases or issues that do not fall under any of the above departments.

Please choose the most appropriate department from the list above and output only the department name, without any additional explanation.

Here is the dialogue:

Patient: {instruction}

Doctor: {response}

Output:

Table 7: Prompt for further segmentation of medical data.

INTERNAL MEDICINE DATA CLASSIFICATION

You are a professional doctor who can classify a dialogue. Please read the following dialogue and determine which specific department within Internal Medicine it belongs to based on its content. The available department categories and their brief descriptions are as follows:

Respiratory and Critical Care Medicine: Treats respiratory system diseases such as asthma, pneumonia, chronic obstructive pulmonary disease (COPD), and provides care for critically ill patients.

Cardiology: Covers diseases related to the heart and blood vessels, such as hypertension, coronary artery disease, arrhythmias, etc.

Endocrinology: Focuses on diseases related to endocrine glands, such as diabetes, thyroid disorders, metabolic disorders, etc.

Gastroenterology: Involves diseases of the digestive system, such as gastric ulcers, hepatitis, enteritis, etc.

Hematology: Addresses blood-related diseases, such as anemia, leukemia, lymphoma, etc.

Nephrology: Involves kidney diseases, such as nephritis, renal failure, uremia, etc.

Rheumatology and Immunology: Deals with rheumatic diseases and immune system disorders, such as rheumatoid arthritis, systemic lupus erythematosus, etc.

Neurology: Focuses on diseases of the nervous system, such as stroke, epilepsy, Parkinson's disease, etc.

If the dialogue content does not pertain to any of the above departments, please output 'None'.

Please choose the most appropriate department from the list above and output only the department name, without any additional explanation.

Here is the dialogue:

Patient: {instruction}

Doctor: {response}

Output:

Table 8: Prompt for further segmentation of internal medicine data.

SURGICAL DATA CLASSIFICATION

You are a professional doctor who can classify a dialogue. Please read the following dialogue and determine which specific department within Surgery it belongs to based on its content. The available department categories and their brief descriptions are as follows:

Gastrointestinal Surgery: Mainly involves surgical issues of the digestive system, such as stomach cancer, intestinal obstruction, etc.

Hepatobiliary Surgery: Primarily involves surgical issues related to the liver, gallbladder, and pancreas, such as liver cancer, cholecystitis, pancreatic tumors, etc.

Urology: Involves surgical issues of the urinary system, such as kidney stones, bladder tumors, benign prostatic hyperplasia, etc.

Cardiovascular Surgery: Focuses on surgical diseases of the heart and major blood vessels, such as heart valve disease, aortic aneurysm, etc.

Thoracic Surgery: Covers surgical procedures involving chest organs (lungs, esophagus, etc.), such as lung cancer and esophageal cancer.

Orthopedic Surgery: Involves surgical diseases of bones, joints, and related structures, such as fractures, arthritis, herniated discs, etc.

Neurosurgery: Handles surgical issues of the central and peripheral nervous systems, such as brain tumors, cerebral hemorrhage, spinal stenosis, etc.

Burns and Plastic Surgery: Primarily responsible for burn treatment and plastic surgery procedures, such as burn scar repair and facial reconstruction, etc.

Thyroid Surgery: Deals with surgical diseases of the thyroid and related glands, such as thyroid nodules and thyroid tumors, etc.

Breast Surgery: Involves surgical treatment of breast diseases, such as breast hyperplasia and breast cancer.

If the dialogue content does not pertain to any of the above departments, please output 'None'.

Please choose the most appropriate department from the list above and output only the department name, without any additional explanation.

Here is the dialogue:

Patient: {instruction}

Doctor: {response}

Output:

Table 9: Prompt for further segmentation of surgical data.

OBSTETRICS AND GYNECOLOGY DATA CLASSIFICATION

You are a professional doctor who can classify a dialogue. Please read the following dialogue and determine which sub-department within Obstetrics and Gynecology it belongs to based on its content. The available sub-departments and their brief descriptions are as follows:

Gynecology: Covers diseases and health issues related to the female reproductive system, such as menstrual disorders, infertility, uterine diseases, etc.

Obstetrics: Involves pregnancy, childbirth, and postpartum care, such as pregnancy health management, delivery processes, and postpartum recovery.

If the dialogue content does not pertain to any of the above sub-departments, please output 'None'.

Please choose the most appropriate department from the list above and output only the department name, without any additional explanation.

Here is the dialogue:

Patient: {instruction}

Doctor: {response}

Output:

Table 10: Prompt for further segmentation of obstetrics and gynecology data.

PEDIATRIC DATA CLASSIFICATION

You are a professional doctor who can classify a dialogue. Please read the following dialogue and determine which specific department within Pediatrics it belongs to based on its content. The available sub-departments and their brief descriptions are as follows:

Pediatric Internal Medicine: Involves the diagnosis and treatment of internal diseases in children, including respiratory diseases, digestive system diseases, endocrine disorders, etc., such as colds, asthma, gastrointestinal issues, etc.

Pediatric Surgery: Involves the diagnosis and treatment of surgical diseases in children, including trauma, congenital deformities, urinary system issues, etc., such as fractures, hernias, etc.

If the dialogue content does not pertain to any of the above sub-departments, please output 'None'.

Please choose the most appropriate department from the list above and output only the department name, without any additional explanation.

Here is the dialogue:

Patient: {instruction}

Doctor: {response}

Table 11: Prompt for further segmentation of pediatric data.

OTORHINOLARYNGOLOGY DATA CLASSIFICATION

You are a professional doctor who can classify a dialogue. Please read the following dialogue and determine which specific department within Otorhinolaryngology (ENT) it belongs to based on its content. The available sub-departments and their brief descriptions are as follows:

Otorhinolaryngology (ENT): Involves diseases and issues related to the ears, nose, and throat, such as tinnitus, nasal congestion, sore throat, etc.

Ophthalmology: Focuses on eye health issues, such as blurred vision, eye pain, dry eye, etc.

Dentistry (Oral Medicine): Deals with issues related to the mouth, teeth, gums, etc., such as toothaches, mouth ulcers, gum bleeding, etc.

If the dialogue content does not pertain to any of the above sub-departments, please output 'None'.

Please choose the most appropriate department from the list above and output only the department name, without any additional explanation.

Here is the dialogue:

Patient: {instruction}

Doctor: {response}

Output:

Table 12: Prompt for further division of ENT data.

OTHER DEPARTMENT DATA CLASSIFICATION

You are a professional doctor who can classify a dialogue. Please read the following dialogue and determine which hospital department it belongs to based on its main content. The available department categories and their brief descriptions are as follows:

Dermatology and Venereology: Primarily deals with skin diseases, sexually transmitted diseases, and related skin issues.

Rehabilitation Medicine: Focuses on restoring patients' physical functions, treating sports injuries, and post-surgical rehabilitation.

Anesthesiology: Mainly responsible for anesthesia management during surgeries, including general anesthesia and local anesthesia.

Traditional Chinese Medicine (TCM): Uses traditional Chinese medicine theories and methods to treat diseases, including acupuncture, herbal medicine, and massage (Tui Na).

If the dialogue content does not pertain to any of the above departments, please output 'None'.

Please choose the most appropriate department from the list above and output only the department name, without any additional explanation.

Here is the dialogue:

Patient: {instruction}

Doctor: {response}

Output:

Table 13: Prompt for further division of data of other departments.