

Facial Dynamics in Video: Instruction Tuning for Improved Facial Expression Perception and Contextual Awareness

Jiaxing Zhao^{1*} Boyuan Sun^{2,1*} Xiang Chen¹ Xihan Wei¹

¹Tongyi Group, Alibaba ²VCIP, CS, Nankai University

{zjx244036, xchen.cx, xihan.wxh}@alibaba-inc.com,

boyuansun@mail.nankai.edu.cn,

<https://github.com/Jiaxing-star/FacialDynamic>

Abstract

Facial expression captioning has found widespread application across various domains. Recently, the emergence of video Multimodal Large Language Models (MLLMs) has shown promise in general video understanding tasks. However, describing facial expressions within videos poses two major challenges for these models: (1) the lack of adequate datasets and benchmarks, and (2) the limited visual token capacity of video MLLMs. To address these issues, this paper introduces a new instruction-following dataset tailored for dynamic facial expression caption. The dataset comprises 5,033 high-quality video clips annotated manually, containing over 700,000 tokens. Its purpose is to improve the capability of video MLLMs to discern subtle facial nuances. Furthermore, we propose FaceTrack-MM, which leverages a limited number of tokens to encode the main character’s face. This model demonstrates superior performance in tracking faces and focusing on the facial expressions of the main characters, even in intricate multi-person scenarios. Additionally, we introduce a novel evaluation metric combining event extraction, relation classification, and the longest common subsequence (LCS) algorithm to assess the content consistency and temporal sequence consistency of generated text. Moreover, we present FEC-Bench, a benchmark designed to assess the performance of existing video MLLMs in this specific task. All data and source code will be made publicly available.

1. Introduction

Facial expressions play a crucial role in daily communication and are a vital component of human interaction. Their significance has led to growing interest from researchers in fields such as human-computer interaction (HCI) [74], driving assistance [68], and mental health [55]. As re-

*Equal contribution.

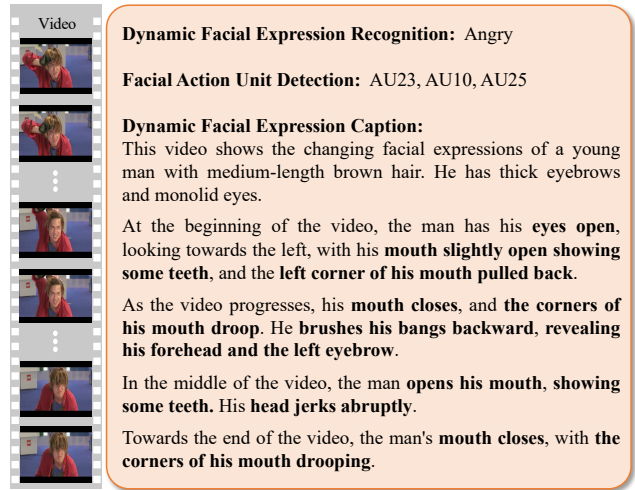


Figure 1. Comparison of annotation styles between different facial expression tasks. Among these, DFER only includes one selected fundamental emotional category, whereas FAUD contains several specific action units. Our DFEC includes detailed facial movements described using natural language.

searchers have shifted their focus from static images to dynamic video content, Dynamic Facial Expression Recognition (DFER) [7, 9, 16, 35, 40, 86] has attracted attention from experts in psychology, computer science, linguistics, neuroscience, and related disciplines due to its wide-ranging applications. The goal of DFER [24, 50, 71, 92] is to classify video sequences into one of several fundamental emotional categories, including neutral, happiness, sadness, surprise, fear, disgust, and anger. However, in practical applications, characters in a video often exhibit a range of emotions at different stages, making discrete emotion classification insufficient for accurately captioning facial expressions. Even multi-class classification fails to adequately capture the subtleties of facial changes.

To address this limitation, we introduce a new task called Dynamic Facial Expression Caption (DFEC). The goal of DFEC is to use natural language to fluently and accurately describe the facial expressions of main characters

in videos. In this task, the model is required to generate content that covers all significant facial expressions of the main characters in the video without introducing hallucinations, especially when the video contains subtle, rapid, and meaningful changes in expressions, which increases the challenge. Specifically, we leverage the content provided by facial units to describe the facial information of characters in videos. Unlike Facial Action Unit Detection (FAUD) [51, 57, 66, 67, 87, 94], which focuses on identifying specific action units, our approach employs temporally coherent natural language, which is more aligned with downstream applications and better suited for large language models. As illustrated in Figure 1, compared to existing DFER and Facial Action Unit Detection (FAUD) tasks, our method provides more detailed and natural captions of facial expressions in videos. In this paper, we construct a high-quality DFEC dataset, FDA, containing 5,033 manually annotated videos to help video MLLMs better understand facial expressions in videos.

In recent years, MLLMs [1, 5, 10, 14, 58, 60, 83, 97] have achieved significant success in the perception and understanding of images. Consequently, the perception and understanding of videos have garnered increasing attention from researchers [11, 34, 39, 43, 52, 75, 79, 81, 91, 93]. However, when dealing with video inputs, the need to process multiple frames results in a limited number of tokens being allocated to each frame. Even with the highly advanced Qwen2-VL [76] model, when processing video input, the encoding for each frame is limited to only 138 tokens. This token limitation often proves insufficient for encoding detailed information. In videos, the facial region usually occupies only a small portion of the frame, and this lack of detailed encoding capability can significantly impact the performance of our DFEC task.

In this paper, we introduce a novel MLLM named FaceTrack-MM, which is designed to track faces in videos and focus on the main characters’ facial expressions in multi-person scenes. Specifically, we integrate a dynamic video face tracking module into the MLLM to accurately model the facial regions of the main characters in videos. The extracted features are then projected and fed into the LLM to generate more precise and detailed captions of the facial region. Besides, We propose a novel evaluation metric Temporal Event Matching (TEM), which combines event extraction, relation classification, and the Longest Common Subsequence (LCS) algorithm to assess the semantic consistency and temporal sequence of generated text. We randomly selected 1,000 samples from the annotated data to form the test set. Using this test set, we constructed a facial expression caption benchmark, FEC-Bench, to compare the performance of 15 open-source and proprietary models across 8 metrics.

We summarize the key contributions of our paper as fol-

lows:

1. We construct a high-quality DFEC dataset containing 5,033 manually annotated samples to help video MLLMs better understand and describe facial expressions in videos.
2. We propose a novel FaceTrack-MM, which significantly improves the ability of existing large models to encode facial details.
3. We introduce a new evaluation method, Temporal Event Matching (TEM), to explicitly assess the content consistency and order consistency of the generated text.
4. We construct a FEC-Bench for the DFEC task, laying the foundation for future research in this field.

2. Related Work

2.1. Video Caption Dataset

Existing video captioning datasets can be categorized into three groups based on video duration. Short video datasets [6, 65, 77, 80] typically contain video clips ranging from 5 to 30 seconds in length. Longer video datasets [21, 28, 54, 96] include videos that vary in length from 1 to 5 minutes. Very long video datasets [17, 22, 95] consist of videos that can last for hours. However, these datasets often emphasize overall content and action recognition in videos. Specifically, such descriptions typically include specific actions being performed (for example, “A person is drinking coffee.”), the presence of certain objects in the scene (for example, “There is a book on the table.”), or the development of a sequence of events over time (for example, “The video begins with a man watching TV, then he stands up, walks to a table, and engages in conversation with a woman”). Despite the growing importance of facial expressions in downstream tasks such as generative models [13, 38] and digital human representations [62, 73], there is currently a lack of datasets that specifically focus on detailed descriptions of human facial expressions. Existing datasets often emphasize overall content and action recognition in videos, rather than the details of facial expressions. To address this gap, we introduce a dynamic facial expression caption dataset containing 5,033 high-quality video clips, annotated manually with over 50,000 facial expression words and over 700,000 tokens. We have built a comprehensive benchmark based on this dataset, laying the foundation for further exploration in this direction.

2.2. Multimodal Large Language Models

Existing large models can be categorized into two primary types: proprietary large models and open large models. Proprietary large models are typically developed by private organizations or companies, with restricted access and usage rights, often protected by intellectual property laws. In contrast, open large models are designed to be accessible to the

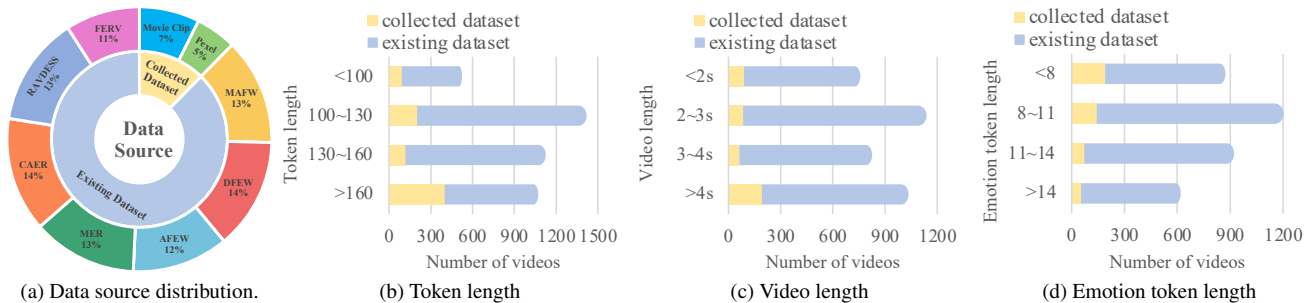


Figure 2. Some statistics of proposed DFEC dataset.

broader community, with their architectures, training data, and the pre-trained weights, being made publicly available.

Proprietary large models, such as GPT-4V [59], GPT-4 [60], GPT-4o [61], Gemini [69], Claude-3.5 [3], Qwen2-VL [4, 76], and Qwen2.5 [70], excel in a variety of visual scenarios. However, their capabilities are limited in specific subdomains, such as facial description. Additionally, since these models are not open-sourced, there is no way to optimize or build upon them.

In recent years, community models have also been developing rapidly, with a plethora of excellent works emerging [11, 18, 30–32, 37, 41, 42, 81, 84, 85, 88, 91]. LLaMA-VID [37] empowers existing frameworks to support hour-long videos. LLaVA-OneVision [31] simultaneously push the performance boundaries of open LMMs in three important computer vision scenarios: single-image, multi-image, and video scenarios. Video-LLaMA [88] proposes a multi-modal framework that empowers Large Language Models (LLMs) with the capability of understanding both visual and auditory content in the video. Video-LLaMA2 [11] enhances spatial-temporal modeling and audio understanding in video and audio-oriented tasks. mPLUG-Owl2 [85] introduces shared modules for better modality collaboration. BLIP-2 [33] uses Q-Former [89] to connect the visual and linguistic modalities. In BLIP-3 [82], Q-Former is replaced by more scalable visual token samplers, such as perceptual resamplers. However, these existing community models often focus on addressing general scenarios and also suffer from inadequate encoding of facial information, leading to suboptimal performance in tasks requiring detailed facial analysis. In this paper, we propose a video MLLMs named FaceTrack-MM, which aims to address the shortcomings of existing models in facial encoding.

3. Dataset

In this paper, we construct a Dynamic Facial Expression Caption dataset, FDA, to bridge the gap between the broader video understanding research community, which has traditionally focused on narrative progression and main content, and the downstream applications that greatly benefit from detailed captions of facial changes in videos. In this section, we first introduce the sources of the data in our

dataset, then describe the annotation process, followed by an analysis of the basic properties of the dataset. Finally, we propose the Temporal Event Matching (TEM), a new evaluation metric for long text captions.

3.1. Data Sources

Our data sources are primarily divided into two parts. The first part is extracted from existing datasets, specifically from video datasets related to emotions, to ensure a rich variety of facial expressions. We refer to this as the existing dataset. The second part consists of self-collected data, which we obtained through web scraping. We refer to this as the collected dataset.

Specially, to ensure diversity in the dataset, we sampled 500 videos each from existing datasets such as MAFW [46], DFEW [24], AFEW [27], MER [19], CAER [29], FERV39K [78], and RAVDESS [48]. Furthermore, during the dataset sampling process, we perform uniform sampling based on emotion categories to maintain an approximately equal distribution of videos across different emotions. Additionally, we collected 500 videos from Pexels Videos using keywords such as “man”, “girl”, “family”, and “woman”, and 500 videos from Cesituwang. Each video is no longer than 20 seconds. We processed these sampled videos by removing the header and footer information and any irrelevant content. Furthermore, we randomly extracted video clips from a large number of famous movies. For each clip, we performed face tracking to ensure that at least one face was present and that the face region occupied more than 5 percent of the frame. We discarded any clips that did not meet these criteria. Ultimately, we extracted 1,000 clips that satisfied the requirements. Subsequently, we conducted a manual screening process to remove videos that contained too many people or static scenes with no movement. We present the statistical data on the sources in Figure 2a, including the proportions of data extracted from each existing dataset and the proportions from each self-collected dataset.

3.2. Annotation Process

Our annotation process is primarily divided into two parts: the first part is the generation of preliminary annotations, and the second part is manual correction. We utilized care-

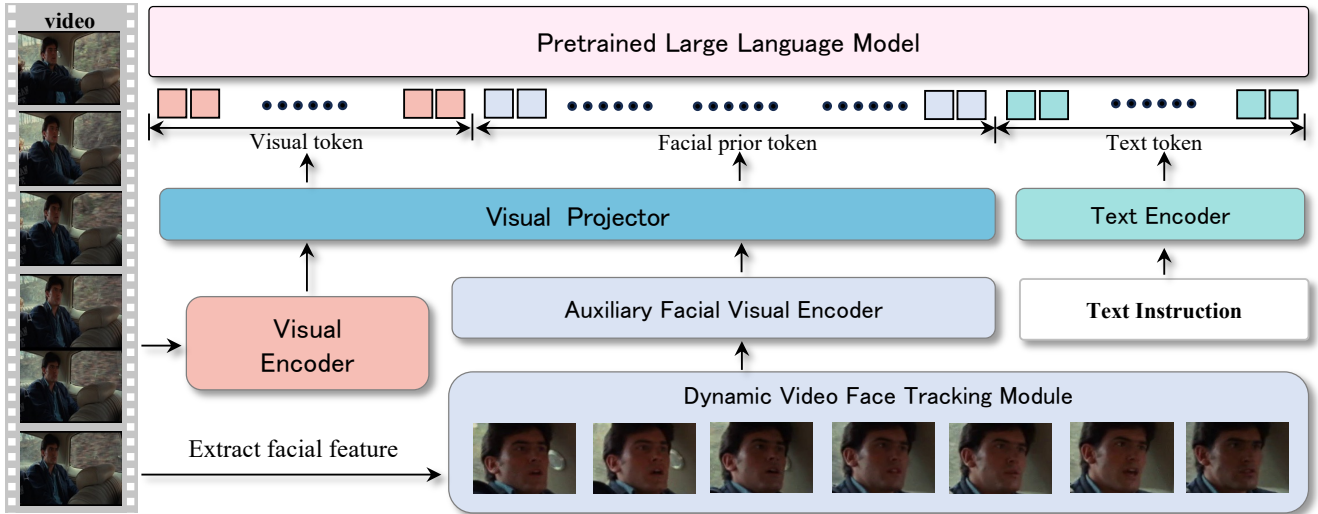


Figure 3. **Architecture of FaceTrack-MM.** Our FaceTrack-MM leverages FaceXFormer [56] as the auxiliary facial visual encoder to extract facial features of the main characters and uses CLIP-ViT-Large [64] as the visual encoder. We utilize the STC module [11] as the visual projector to inject temporal information and use Mistral-7B-Instruct [23] for the pretrained large language model.

fully crafted prompts with GPT-4 [61] to generate preliminary annotations. The generated preliminary annotations lack detailed captions, especially in facial changes, and contain a significant amount of hallucination. The prompts we used and the pre-annotated examples generated can be found in the supplementary material.

During the manual correction process, each video clip is reviewed by three annotators and finally consolidated by a final reviewer. The annotators refer to the pre-generated annotations and modify them to better meet our downstream requirements. Specifically, our annotation content is divided into three parts.

External Attributes. We described the external attributes of the individuals in the video, including subtle facial features.

Facial Changes. We focused on detailing the facial changes of the main characters in the video. In this section, we retained certain reasonable inferences generated during the pre-annotation phase, as we believe these inferences enhance the richness of the descriptions. Since these inferences are not objectively present in the video, we marked them with special identifiers.

Summary Sentence. Following the annotation style of the MAFW [46] dataset, we used a single sentence to summarize the content of the video.

During the annotation process, annotators filtered out videos based on the following criteria: videos with excessive facial changes that made annotation difficult, videos with minimal facial changes, videos containing violent content, and videos with frequent perspective switches. Ultimately, the total number of videos remaining was 5,033. Overall, our dataset explicitly distinguishes between objective facial descriptions and slightly subjective speculative descriptions, while also including a concise one-sentence

summary that captures the content. This allows us to select the appropriate annotated content for fine-tuning the model based on our application needs. In the subsequent instruction tuning, dataset attributes, experiments, and benchmark, we use data that includes individual attributes and annotations of the main character’s facial changes, with subjective inferences removed.

3.3. Dataset Attributes

As mentioned earlier, our data can be categorized into two types based on the source: existing data and self-collected data. Here, we analyze the properties of these two types of data. Comparative analyses with other datasets are provided in the supplementary materials. In Figure 2b, we present the statistics of the number of annotated tokens in the dataset. It can be observed that the average number of tokens in the existing data is 134.7, while the average number of tokens in the self-collected data is 125.3.

In Figure 2c, we present the statistics of the average duration of videos from the two sources. The average duration of videos from the existing data is 3.13 seconds, while the average duration of videos from the self-collected data is 4.22 seconds. This video length is efficient for capturing subtle facial changes, reducing the computational burden of data processing, facilitating annotation and model training, and making it suitable for real-time applications and emotion recognition.

We used ChatGPT [58] to extract facial action-related descriptors from the annotations, such as “tilted head”, “eyes widened”, “smile”, etc. Then, we counted the number of keywords in each video to illustrate the level of detail in our annotations regarding facial actions. As shown in Figure 2d, the average number of facial action keywords in the existing data is 10.9, while in the self-collected data, it is

9.1. This demonstrates that our annotations for facial actions are highly detailed.

3.4. Temporal Event Matching

Traditional evaluation metrics based on n-grams, such as CIDEr [72], struggle when assessing long video descriptions. This is because there are numerous ways to convey the same meaning in extended text, and many of these equivalent descriptions may have minimal n-gram overlap with the reference text. Moreover, manually assigning quality scores to descriptions is both labor-intensive and subjective. To address these issues, Maaz et al. [53] propose using ChatGPT [58] to rate descriptions on a scale from 1 to 5. However, the specific meanings of these ratings are ambiguous, and the ratings themselves have not been standardized.

Recently, Tarsier [75] introduced an evaluation method called AutoDQ, which extracts text descriptions into a set of events and then calculates precision and recall by evaluating the relationships between the generated text and the reference event set, and vice versa, ultimately deriving the F-measure. While AutoDQ makes significant progress in capturing the semantic consistency and completeness of events, it does not account for the order of events. In many applications, especially those involving temporal and causal relationships, the order of events is crucial. Incorrect event ordering can lead to logically incoherent text, affecting the overall quality. To overcome these limitations, we propose a new evaluation metric named Temporal Event Matching (TEM) that combines event extraction, relation classification, and the longest common subsequence (LCS) algorithm to assess the semantic consistency and event ordering of generated text. Our method calculates the LCS score, normalizes it to a range of 0 to 1, and then averages it with the F-measure [75] of generated events and reference events to provide a comprehensive evaluation result. By integrating these components, TEM ensures that the generated text not only captures the correct events and their relationships but also maintains the correct order and coherence, providing a more holistic assessment standard for long video captions.

As shown in Algorithm 1, our evaluation metric calculation is structured into five key steps. In the first step, drawing on the methodology of AutoDQ, we utilize the ChatGPT model to extract a set of events, denoted as E_G from the generated text and E_R from the reference text, respectively. This initial extraction process aims to identify and isolate the critical events within both texts, setting the stage for subsequent comparison and assessment.

In the second step, we leverage ChatGPT once more to evaluate the relationship between each event in E_G and each event in E_R . These relationships are categorized into three primary types: Same Meaning, Opposite Meaning, and No Relation. By classifying these relationships, we can achieve a more precise understanding of the semantic alignment be-

Algorithm 1 Temporal Event Matching

Require: Generated Text G , Reference Text R

Ensure: Evaluation Score S

```

1: Event Extraction: Extract events from  $G$  and  $R$  to get
    $E_G$  and  $E_R$ 
2: Relation Classification: Classify relations in  $E_G$  and
    $E_R$ 
3: function LCS-SCORE( $E_G, E_R$ )
4:   Initialization: Initialize  $m \leftarrow |E_G|, n \leftarrow |E_R|$ 
5:   Array Creation: Create a 2D array  $L$  of size  $(m +$ 
6:      $1) \times (n + 1)$ 
7:   for  $i \leftarrow 0$  to  $m$  do
8:     Column Initialization:  $L[i][0] \leftarrow 0$ 
9:   end for
10:  for  $j \leftarrow 0$  to  $n$  do
11:    Row Initialization:  $L[0][j] \leftarrow 0$ 
12:  end for
13:  for  $i \leftarrow 1$  to  $m$  do
14:    for  $j \leftarrow 1$  to  $n$  do
15:      if  $E_G[i - 1] == E_R[j - 1]$  then
16:        Match Found:  $L[i][j] \leftarrow L[i - 1][j -$ 
17:           $1] + 1$ 
18:      else
19:        No Match:  $L[i][j] \leftarrow \max(L[i -$ 
20:           $1][j], L[i][j - 1])$ 
21:      end if
22:    end for
23:  end for
24:  Return Normalized LCS Score: return  $\frac{L[m][n]}{m}$ 
25: end function
26: Calculate LCS Score:  $lcs \leftarrow$  LCS-SCORE( $E_G, E_R$ )
27: F-Measure Calculation: Calculate precision, recall,
   and F-measure using  $E_G$  and  $E_R$ 
28: Comprehensive Evaluation Score:  $S \leftarrow \frac{lcs + \text{F-measure}}{2}$ 
29: Return Final Score: return  $S$ 

```

tween the generated and reference texts.

For the third step, to quantify the similarity between the two sets of events, we employ the Longest Common Subsequence (LCS) algorithm, a dynamic programming technique that efficiently determines the proportion of the longest subsequence of E_R found within E_G . This ratio, referred to as the LCS score, serves as an indicator of the consistency between the generated and reference texts at the event level.

In the fourth step, we calculate the F-measure [75], a composite metric that balances precision and recall, offering a comprehensive view of performance. Finally, we integrate the LCS score with the F-measure to derive a combined score, which stands as our ultimate evaluation criterion for the quality of the generated text. The specific prompts used throughout this process are detailed in the

supplementary materials.

4. Method

In this section, we first introduce the motivation behind our work. We then describe the architecture of our model and finally detail the training process and implementation specifics.

4.1. Motivation

Since existing video large language models primarily focus on understanding the main content and narrative progression of videos, their ability to encode detailed video information is limited. Directly fine-tuning these models is insufficient for adequately modeling facial regions in videos.

In [36], Li *et al.* designed a facial prior expert to provide facial feature encoding for large language models. Inspired by this work, we propose a method that accurately models facial regions in videos, resulting in precise facial description results.

4.2. Architecture

4.2.1 Overall

As shown in Figure 1, our model primarily consists of a pre-trained visual encoder, a visual projector, a dynamic face extraction module, an auxiliary facial visual encoder, and a large language decoder. Specifically, during the training process, for the input video, we first use a pre-trained image encoder to extract features from the selected frames. Then, we use the STC [11] module to map these features to the text domain. Additionally, for the input video, we use the dynamic face extraction module to extract facial information of the main characters. These facial features are subsequently processed by an auxiliary facial visual encoder to extract visual features. These visual features are also mapped to the text domain. Finally, the visual features, prior features, and text features are combined and fed into the large-scale language model for text generation.

The pre-trained visual encoder, visual projector, and large-scale language model all follow the design of VideoLLaMA2 [11]. The visual encoder uses CLIP-ViT-Large [64], the visual projector is the STC module, and the large-scale language model employs Mistral-7B-Instruct [23]. We use the FaceXFormer [56] architecture, designed for face analysis, as the auxiliary facial visual encoder.

4.2.2 Dynamic Video Face Tracking Module

Compared to directly using a face feature extractor to extract features from each frame, which may result in multiple faces being detected per frame and faces between frames not matching one-to-one, our dynamic video face tracking module incorporates Face Detection and Multi-Object

Tracking techniques. This ensures that the facial features of the main characters are consistently and accurately tracked across the video. The module can be broken down into the following steps:

Video Frame Downsampling and Face Feature Extraction. Downsample the video to a uniform frame rate of 16 fps. This step helps reduce computational load while retaining sufficient spatiotemporal information. Subsequently, perform face keypoint detection DaMOFD [47] and face feature extraction TransFace [12] on each down-sampled video frame.

Multi-Object Tracking. We applied the StrongSORT [15] multi-object tracking algorithm to extract target trajectories. This algorithm provides robust trajectory information, including the position, size, and motion path of each target

Face Trajectory Feature Extraction. For each generated trajectory, we first calculate the total area occupied by the trajectory in the video. The total area is related to the temporal proportion of the face trajectory in the video and the spatial proportion in each frame. We then compare the distance matrix of the face feature vectors within the trajectory to obtain the average cosine similarity within the trajectory.

Main Trajectory Selection. For each trajectory, we use the total area and the average cosine similarity as its features and perform K-means clustering with 2 cluster centers, representing the main character cluster and the background character cluster, respectively.

Through this process, we can obtain one or multiple facial trajectories. To ensure that the extracted video frames contain the faces of the main characters while maintaining as even a distribution as possible, during the frame extraction process, if a frame does not contain the face of a main character, we replace it with the nearest frame that does contain the face of a main character.

4.3. Instruction Tuning

Since our data is entirely manually annotated, it is of high quality but relatively limited in quantity. We fine-tuned the model using LoRA [20] on the VideoLLaMA2-7B [11] base model. We generated 100 similar instructions using ChatGPT and manually selected 20 of them, some of which are shown in the supplementary material. For each annotated video, we randomly selected one of the 20 instructions to form the instruction data.

5. Experiments

5.1. Implementation Details

Our code is based on VideoLLaMA2 [11]. The LoRA [20] parameters we used are set as follows: `lora_r` is set to 64, `lora_alpha` is set to 128. The batch size is set to 32, and

Method	LLM	VideoChatGPT Scores				N-gram Based		Event Based	
		Size	Correctness	Detail	Context	Temporal	CIDEr	Rouge-L	AutoDQ
GPT4-O [61]	-	4.18	3.98	4.50	3.92	0.225	0.179	0.410	0.291
GPT4-O* [61]	-	4.22	3.97	4.48	3.90	0.264	0.213	0.432	0.303
Claude3.5-Sonnet [3]	-	4.11	3.97	4.41	3.85	0.212	0.197	0.420	0.298
Claude3.5-Sonnet* [3]	-	4.13	4.01	4.49	4.05	0.243	0.228	0.442	0.307
VideoLLaMA [88]	7B	3.60	3.67	3.84	3.50	0.189	0.196	0.303	0.199
VideoChat [34]	7B	3.47	3.52	3.92	3.38	0.251	0.192	0.344	0.229
VideoChat2 [34]	7B	3.70	3.56	4.16	3.52	0.202	0.229	0.311	0.231
Chat-UniVI [25]	7B	3.64	3.63	4.21	3.61	0.189	0.231	0.396	0.261
LLaVA-Next-Video [91]	7B	4.19	4.07	4.39	4.04	0.250	0.249	0.395	0.276
ShareGPT4Video [8]	7B	4.24	4.13	4.35	4.09	0.192	0.205	0.394	0.278
LLaMA-VID [37]	7B	3.95	4.01	4.22	3.71	0.195	0.231	0.339	0.241
VideoLLaMA2 [11]	7B	4.17	4.02	4.47	3.93	0.253	0.266	0.344	0.258
PLLaVA [81]	7B	4.21	4.15	4.37	4.08	0.268	0.250	0.393	0.257
ST-LLM [44, 45]	7B	4.00	3.98	4.31	3.94	0.213	0.238	0.321	0.240
Qwen2-VL [76]	7B	4.23	4.16	4.52	4.02	0.204	0.233	0.422	0.309
Tarsier [75]	7B	3.59	3.50	4.07	3.41	0.143	0.185	0.415	0.292
LLaVA-OneVision [31]	7B	3.68	3.47	4.10	3.42	0.115	0.165	0.379	0.275
Ours	7B	4.42	4.30	4.60	4.26	0.418	0.473	0.483	0.364

Table 1. Comparison of different methods on average ChatGPT scores (Correctness, Detail, Context, Temporal, Consistency) and n-gram based metrics (CIDEr, ROUGE-L), event-based metrics (AutoDQ, our proposed TEM) for 1000 videos, categorized by model type (proprietary vs. open-source). * denotes the use of in-context learning during evaluation.

we train for 3 epochs. Each video is sampled to 16 frames. During training, we use bfloat16 precision to improve computational efficiency and model performance. The entire training process is conducted on 8 NVIDIA A100 GPUs.

5.2. FEC-Bench

We randomly selected 1,000 samples from our constructed dataset to form the test set. In addition to the metrics we proposed, we employed a variety of evaluation metrics, including four ChatGPT-related metrics [53], the n-gram based metric CIDEr [72], and AutoDQ [75], to comprehensively assess the performance of a large number of video MLLMs, including proprietary models. Due to the lack of instruction tuning specifically on our dataset, the generated text does not always match the format of the reference text. This discrepancy leads to biased results when using ChatGPT for evaluation. Therefore, before evaluating the generated text using ChatGPT, we first use ChatGPT to convert the generated text into a similar format as the reference text without altering its content. The specific prompts used and the effects before and after conversion are detailed in the supplementary materials. This extensive benchmarking not only provides a robust comparison framework but also aids in identifying the strengths and weaknesses of each model. The detailed results of this comprehensive evaluation are

presented in Table 1. We observe that even with carefully tuned prompts and context learning, existing proprietary large-scale models and open-source community large-scale models still struggle to achieve excellent performance in the task of video facial expression description. In contrast, our method, after additional modeling of the main character’s facial information and instruction tuning on DFEC, significantly outperforms all other methods on the FEC-Bench.

5.3. Ablation Study

In Table 2, we present the methods and their effects by gradually increasing the utilization of facial information. Our baseline is VideoLLaMA2. First, we performed instruction tuning directly on our training set using VideoLLaMA2, observing a significant improvement with around a 7 percent increase in two event-based evaluation metrics. Next, we used RetinaFace to extract and concatenate facial regions, randomly selecting 2 faces if more were detected per frame. These concatenated images were fed into a CLIP model for feature extraction, but this approach showed almost no improvement. Then, we replaced RetinaFace with our dynamic face tracking module, which significantly improved all metrics. Finally, we used a specialized encoder to extract facial features, further enhancing the results.

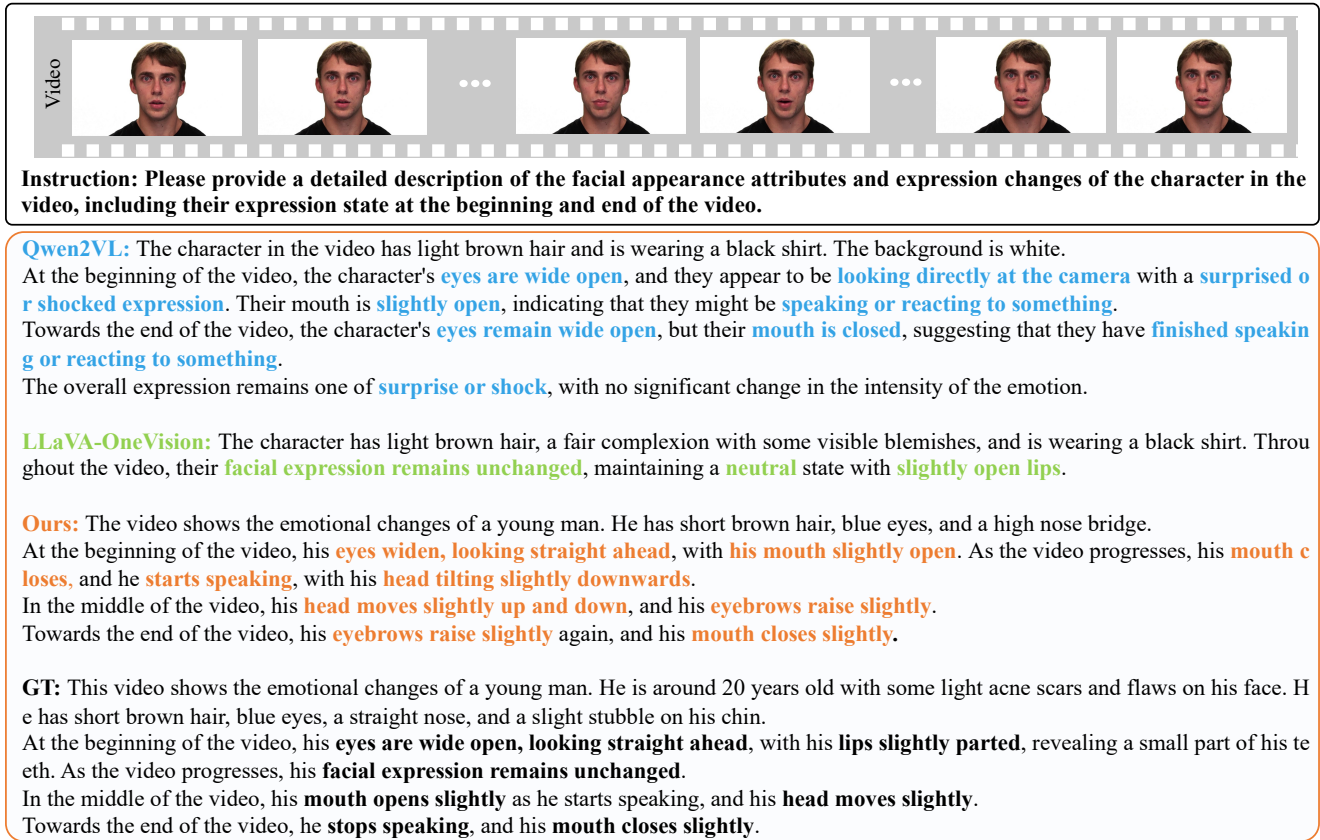


Figure 4. **Qualitative result comparison.** We highlight the content related to emotional and expressive changes in different methods as well as in the ground truth (GT). Our model demonstrates superior capability in capturing changes in facial expressions.

Method	VC Avg.	AutoDQ	TEM
VideoLLaMA2 [11]	4.15	0.344	0.258
Instruction Tuning	4.28	0.422	0.321
RetinaFace Face Det	4.31	0.426	0.324
Dynamic Face Tracking	4.37	0.471	0.357
FaceXFormer (ours)	4.40	0.483	0.364

Table 2. Ablation Study on Dynamic Video Face Tracking Module. VC Avg. represents the average VideoChatGPT score.

5.4. Qualitative Analysis

Here, we present the visualization results of some open-source community models and our proposed model. As shown in Fig. 4, it is evident that due to data and model limitations, existing models lack the capability to provide detailed, accurate, and hallucination-free descriptions of facial expressions in videos. Specifically, Qwen2VL [76] not only misjudges emotions but also exhibits certain hallucinations, while LLaVA-OneVision [31] can only provide simple descriptions and overlooks changes in expressions. In contrast, our method can accurately describe the facial expression states and changes of the main characters in the video. It identifies the dynamics of emotions and facial expressions, showcasing its proficiency in retrieving and in-

terpreting visual information related to the character. These capabilities highlight our proposed method’s potential to overcome the challenges associated with processing and understanding changes in human expressions.

6. Conclusion

In this paper, we tackle the challenges of dynamic facial expression captioning using video Multimodal Large Language Models (MLLMs). We introduce a new instruction-following dataset containing 5,033 high-quality video clips with over 700,000 tokens, designed to enhance MLLMs’ ability to capture subtle facial differences. We also propose FaceTrack-MM, a model that efficiently tracks and focuses on the main character’s facial expressions in complex scenes using a limited number of tokens. Additionally, we develop a novel evaluation metric that combines event extraction, relation classification, and the Longest Common Subsequence (LCS) algorithm to assess the quality of generated captions. Finally, we present FEC-Bench, a benchmark for evaluating MLLMs performance in facial expression captioning task. Our results demonstrate significant improvements in capturing and describing dynamic facial expressions, contributing to the advancement of this field and providing valuable resources for future research.

Facial Dynamics in Video: Instruction Tuning for Improved Facial Expression Perception and Contextual Awareness

Supplementary Material

7. Generation of Preliminary Annotations

In Fig. 5, we present our comprehensive annotation process and the prompts used during the pre-generation phase. To ensure the quality and consistency of our annotations, we adopted a multi-step approach. Initially, we utilized GPT4-o [61] with carefully designed prompts to generate preliminary annotations. These prompts were crafted to guide the model in producing detailed and accurate initial annotations, taking into account the specific requirements of our dataset. After generating the preliminary annotations, we conducted a thorough manual correctness process. This involved manual modifications by three annotators who ensured that the annotations met the desired standards. The annotators also resolved any inconsistencies or ambiguities that were identified during the review. Finally, the refined annotations were reviewed again by a final reviewer to ensure the highest possible quality. The steps taken to refine the annotations is detailed in the paper.

8. Comparison with Existing Video Expression Datasets

In Table 3, we compare our dataset, FDA, with existing video expression datasets. As can be seen, the most distinctive feature of our dataset is that it does not provide predefined emotion categories for each video clip. Instead, it offers rich and detailed natural language descriptions, with an average of 10.3 expression-related annotation words per clip. This approach allows for a more nuanced and flexible representation of facial expression, capturing the subtleties and complexities that predefined categories might overlook. Additionally, the sources of our videos are more diverse, encompassing a wide range of scenarios and contexts. This diversity helps to improve the representativeness and generalization capability of the dataset.

9. Prompt in FEC-Bench

9.1. Temporal Event Matching

In constructing the evaluation metric TEM, we utilized ChatGPT [58] for relation extraction and relation classification. We provide a detailed demonstration of this process.

In Figure 6, we present the entire process of event extraction. We used prompts similar to those in AutoDQ [75] for event extraction, but with a focus on events related to facial movements and expressions rather than general events. Specifically, our prompts are designed to guide ChatGPT

in identifying and extracting relevant events from the input text. The input to the system consists of either generated text or reference text, and the output from ChatGPT is a structured list of events. Each event in the list includes a description of the facial movement or expression. This focused approach ensures that the extracted events are highly relevant to the specific task of evaluating facial expressions and movements.

In Fig. 7, we present the process of event relation classification and the prompts used. In this section, we rely on carefully designed prompts to use ChatGPT for classifying the relationships between generated events and reference events into three categories: Same Meaning, Opposite Meaning, and No Relation.

9.2. VideoChatGPT Scores

To ensure a fair comparison of the scores reported by VideoChatGPT [53], we used ChatGPT to align the format of the results generated by different methods. Specifically, we standardized the output formats to ensure consistency in how the results are presented. This alignment process involved converting the outputs from various methods into a unified format, which allowed for a more direct and accurate comparison. The detailed process, along with the results before and after alignment, is shown in Fig. 8.

10. Instructions in our FDA

To ensure the diversity of instructions, we used ChatGPT to generate 100 different phrasings of the same instruction. From these, we manually selected 20 instructions to ensure a wide range of variations and maintain the quality of the final set. In Fig. 9, we illustrate this process, including the prompts we used and some of the generated instructions.

11. More visualizations of FDA

In Fig. 10, Fig. 11, and Fig. 12, we present additional sample data from the datasets. Consistent with the description in Sec. 3, our annotation content primarily consists of three parts: descriptions of character appearance, descriptions of facial changes, and overall content descriptions. The core of our work lies in the facial change descriptions, where we provide detailed accounts of the facial changes of the main characters in the video. We retain reasonable inferences generated during the pre-generation phase, marked with special symbols to distinguish them from directly observed data.

Database	#Sample	Source	Expression annotation	In-the-wild?	Annotation Times	Modality
CK+ [49]	327	Lab	6 expressions + neutral and contempt	No	-	Video
MMI [63]	2900	Lab	6 expressions + neutral	No	-	Video
BP4D [90]	328	Lab	6 expressions + embarrassment and pain	No	-	Video+Audio
Aff-Wild2 [26]	84	Web + YouTube	6 expressions + neutral	Yes	3	Video+Audio
AFEW 7.0 [27]	1,809	54 movies	6 expressions + neutral	Yes	2	Video+Audio
CAER [29]	13,201	79 TV dramas	6 expressions + neutral	Yes	3	Video+Audio
EmoVoxCeleb [2]	22,496	Interview videos from YouTube	6 expressions+neutral and contempt	Yes	Auto	Video+Audio
DFEW [24]	16,372	1500 movies	6 expressions + neutral	Yes	10	Video+Audio
MAFW [46]	10,045	1,600 movies + TV dramas, 20,000 short videos from reality shows, talk shows, news, etc, 2,045 clips	11 single expressions + 32 multiple expressions + emotional descriptive text	Yes	11	Video+Audio+Text
Our FDA	5033	MFAW [46] + DFEW [24] + AFEW [27] + MER [19] + CAER [29] + FERV39K [78] + RAVEDESS [48] + Pexels video + movie clips	10.3 expression-related tokens per clip	Yes	3	Video+Audio+Text

Table 3. Comparison with existing video expression datasets.

Prompt: For a given video, every four consecutive frames are combined into a 2x2 grid to create a new image. We use these sequentially stitched images as input to represent the video. If the number of frames is not a multiple of four, black padding will be used to make it fit perfectly into the 2x2 grid.

Please provide a detailed description of the emotions and facial changes of the person in the video. Avoid describing frame by frame; instead, describe the facial changes from the overall perspective of the video. Provide a coherent and detailed description, ensuring each detail is vivid and flowing smoothly without isolating different aspects, such as "head movement: ***". Integrate all details seamlessly into the overall narrative, exhibiting a natural fluidity. Minimize speculation. If certain features are not clear, such as the individual's age, opt not to describe them.

Preliminary Annotations: This video showcases the emotional changes of a young man with fair skin, short light brown hair, well-defined facial features, and a black top. At the beginning of the video, his eyes are slightly squinted, with relaxed eyelids, expressing a sense of ease and pleasure. As the video progresses, the corners of his eyes gradually lift, and his eyes widen, radiating a feeling of joy and excitement. His eyebrows also rise, particularly the right one, which lifts higher, and the wrinkles between his brows deepen slightly, indicating a sense of surprise and happiness. His mouth transitions from a smile to a hearty laugh, with his upper lip lifting to reveal white teeth, and his jaw relaxing and moving downward. The corners of his mouth pull up noticeably, and his entire facial muscles work together to convey this joyful emotion, appearing very natural and relaxed. In the middle of the video, his head tilts slightly to the right and then returns to an upright position, seemingly expressing a sense of relaxation and ease. As the video continues, his expression takes on a hint of playfulness, with his upper lip lifting slightly, his lower lip gently pulled inward, and his mouth closing slightly, forming a smile that he can hardly suppress. The fine lines at the corners of his eyes become more pronounced, further enhancing the joyful atmosphere. Finally, his head tilts forward slightly, his gaze remains bright and full of joy, and his overall expression shifts from relaxed to happy, ultimately immersing him in a broad, joyful smile.

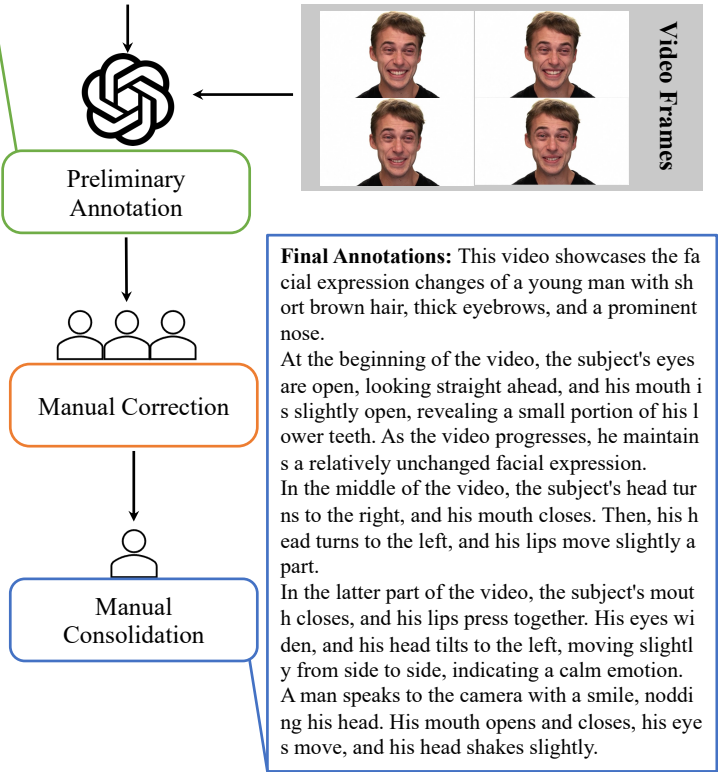


Figure 5. **Pipeline of the FDA annotation process.** We use ChatGPT to preliminarily annotate the emotions and facial changes of the person in the video and introduce manual correction and consolidation to get the refined final annotations.

Prompt: "Below is a description of a video clip:\n"
 f"Video Description: {caption}\n\n"
 "Extract at most 10 key events related to facial action unit changes from the above video description paragraph. Requirements:\n"
 "- An event must include a specific facial action or motion (NOT STATIC INFORMATION). DON'T repeat same events.\n"
 "- Every event is represented by a brief sentence within 10 words, with a subject, a predicate, and optionally an object, avoid unnecessary appearance descriptions.\n"
 "- Every event must be atomic, meaning that it cannot be further split into multiple events.\n"
 "- Scene cuts and camera motions are NOT events.\n"
 "- Substitute pronouns by the nouns they refer to.\n\n"
 "Please generate the response in the form of a Python dictionary string with keys \"events\". The value of \"events\" is a List(str), of which each item is an event. "
 "DO NOT PROVIDE ANY OTHER OUTPUT TEXT OR EXPLANATION. Only provide the Python dictionary string. "
 "For example, your response should look like this: {\"events\": [event1, event2, ...]}"



Input: caption: this video shows the facial expressions of a young woman. she has short reddish-brown hair, large eyes, and a hooked nose. at the beginning of the video, her eyes are open, looking to the left. her mouth is slightly open, showing her upper teeth, with the corners of her mouth slightly upturned. as the video progresses, she turns her head to the right, with her eyeballs moving accordingly. her mouth opens and closes as she speaks. then, her mouth slowly closes, and the corners of her mouth stretch to both sides. in the middle of the video, she tilts her head slightly to the right. subsequently, she closes her mouth and then opens it wide, before closing it slowly again. at the end of the video, her mouth is slightly open, and her eyes look to the left. overall, she displays a relaxed and joyful demeanor.

Output: events:['Eyes looking to the left', 'Mouth slightly open showing teeth', 'Head turning to the right', 'Speaking with mouth opening and closing', 'Mouth stretching to both sides', 'Head tilting slightly to the right', 'Mouth opening wide', 'Eyes looking to the left']

Figure 6. **Event extraction.** We use ChatGPT with the specific prompt to extract event from video captions.

Prompt: Given two lists of events. For each pair of events (one from each list), classify the relationship between the events into three classes: Same Meaning, Opposite Meaning, No Relation.
 - "Same Meaning" means that the first event and the second event share similar facial actions or emotions, even if not identical in overall meaning.
 - "Opposite Meaning" means that the first event and the second event have opposite meanings.
 - "No Relation" means that there is no clear relation between the first event and the second event.

List 1 (Pred Events):

Event1, Event2, Event3

List 2 (GT Events):

EventA, EventB, EventC

Output a JSON formed as:

```
{
  "event_pairs": [
    {
      "pred_event": "copy an event from List 1 here",
      "gt_events": [
        {
          "gt_event": "copy an event from List 2 here",
          "relationship": "put class name here",
        }, ... ]
    }, ... ]
}
```



Input: pred_events:['Eyes open at the beginning', 'Mouth closes towards the end',]
 gt_events:['Eyes wide open', 'Lips slowly open', 'Eyebrows slightly raise',]

Output: event_pairs: {'event_pairs': [{'pred_event': 'Eyes open at the beginning', 'gt_events': [{'gt_event': 'Eyes wide open', 'relationship': 'Similar Meaning'}]},]}

Figure 7. **Event Matching.** After event extraction, We further use ChatGPT with the specific prompt to match event from predicted events and ground-truth events.

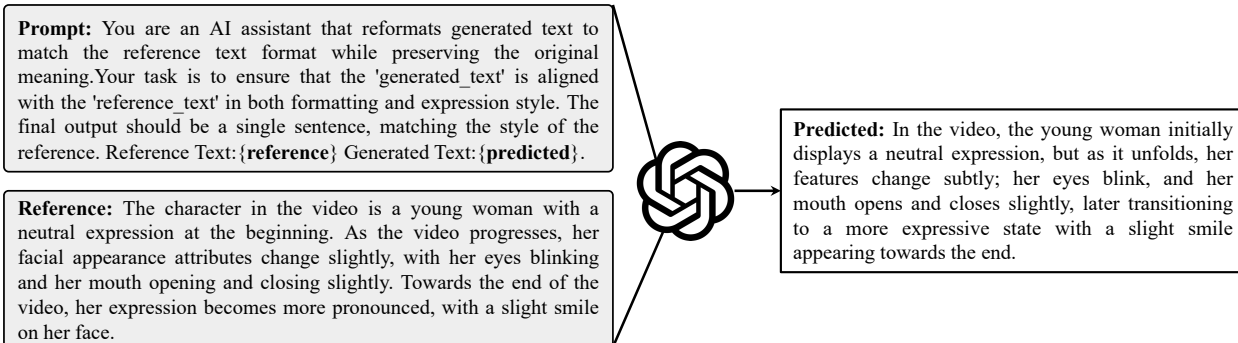


Figure 8. **Format alignment before calculating the VideoChatGPT scores.**

Please generate 100 instructions that are semantically equivalent to the following instruction but vary in their wording and structure: "Please provide a detailed description of the facial appearance attributes and expression changes of the character in the video, including their expression state at the beginning and end of the video." Ensure that each new instruction conveys the same core request but uses different phrasing and sentence construction.


- Please give a thorough account of the character's facial features and expression variations throughout the video, highlighting their expressions at both the start and end of the footage.
 - Could you provide a comprehensive description of the changes in the character's facial appearance and expressions over the course of the video, particularly noting their initial and final expression states?
 - Describe in detail the facial attributes and expression shifts of the character in the video, specifically mentioning their expressions at the beginning and conclusion.
 - Please provide an in-depth explanation of the character's facial features and how their expressions change throughout the video, including the expressions seen at the start and end.
 - Could you give a detailed account of the character's facial appearance and the variations in their expressions during the video, with particular attention to their first and last expressions?
 - Kindly describe the facial features and emotional changes of the character in the video in detail, focusing on their expression at the beginning and at the end.
 - Please provide a detailed narration of the character's facial attributes and how their expressions evolve throughout the video, noting their expression states at the start and finish.
 - Give a comprehensive description of the changes in the character's facial features and expressions as seen in the video, especially their expressions at the opening and closing moments.
 - Could you describe thoroughly the character's facial appearance and the shifts in their expressions throughout the video, paying special attention to their initial and final expressions?
 - ...
- 

Figure 9. **Prompt used to generate instructions and some instances of FDA instructions.**



Annotation: This video shows an elderly man with gray hair that is short and neatly kept, white eyebrows, and wrinkles on his face and forehead.

At the beginning of the video, his **eyes are wide open**, and his **mouth is slightly parted**, with a gaze that conveys an inviting tone, as if asking the other person if they would like to join him for a drink. His **eyebrows are slightly raised**, [expressing a sense of pleasure and friendliness].

As the video progresses, the **corners of his mouth pull upward**, forming a warm smile that **reveals some of his teeth**, indicating [sincerity and warmth]. His **upper lip is slightly lifted**, and his **lower lip is slightly relaxed**, with his **mouth slightly open**, suggesting he is speaking or laughing. At the same time, his **eyebrows lower and then gently arch upward**, giving an impression of kindness and approachability. His facial expression gradually shifts from initial **anticipation** to **joy and enthusiasm**, reflecting his **eagerness and enjoyment** of the impending interaction or activity.

The man looks at the camera with a smile, his mouth corners upturned, teeth showing, and eyebrows raised.



Annotation: This video showcases a young woman with blue eyes and long golden hair that is tousled by the wind as it falls over her shoulders.

At the beginning of the video, her **eyes are wide open**, her **eyelids pulled upward**, and her **mouth is wide open**, revealing both her **upper and lower teeth** and her **tongue**. Her facial muscles are tense, and her **mouth is stretched outward**, indicating that she is shouting loudly or issuing some kind of warning, [expressing tension and urgency].

As the video progresses, her **mouth opens and closes**, clearly showing that she is speaking or shouting loudly. Her **head tilts slightly forward**, her **brows are furrowed**, and a **pronounced crease appears** between them. Her **gaze is fixed straight ahead**, and her **nostrils are slightly flared**, [conveying a look of panic and fear].

In the second half of the video, her **brows remain furrowed**, and her **mouth continues to open and close widely**, indicating [heightened emotion and a hint of pain]. By the end of the video, her **mouth remains open**, revealing her teeth, with her **upper and lower lips stretched outward**.

A woman's hair is flying as she looks ahead anxiously and shouts. Her eyebrows are furrowed, and her mouth opens and closes.



Annotation: This video shows a middle-aged man expressing anger and determination. He is wearing a gray hat that covers his hair, and he has thick eyebrows.

At the beginning of the video, the man's **eyes are wide open**, staring straight ahead. As the video progresses, his **brows furrow**, his **upper lip lifts slightly**, exposing a few of his **upper teeth**, and his **mouth opens and closes** as he speaks. His **facial muscles tremble with the movements of his mouth**, while his **eyes remain wide and directed to the left**.

In the middle of the video, his **mouth continues to open and close** as he speaks, and the **corners of his mouth are pulled outward**, with his **eyeballs slightly expanding outward**. [His expression conveys anger].

As the video continues, his **head lowers and then raises again**, his **eyebrows twitch**, and his **eyes remain wide open**. His **mouth continues to open and close** as he speaks, eventually **closing tightly with his lips pressed together**. His **brows continue to furrow**, and his **eyes remain wide open throughout**.

A man looks straight ahead with wide eyes, speaking passionately and loudly. His mouth opens wide and then closes.

Figure 10. More visualizations of dataset annotations.



Annotation: In this video, a young man is shown with neatly combed short black hair and a prominent nose. At the beginning of the video, his **head is tilted downward to the left**, his **eyes looking down**, and his **mouth slightly open**. As the video progresses, his **eyebrows furrow**, his **head moves back and forth**, and his **eyes follow the movement of his head**. His **mouth opens and closes slightly**, revealing part of his teeth. In the latter part of the video, his **head continues to move**, his **eyes suddenly widen**, his **eyebrows rise**, and **wrinkles appear on his forehead**. His **mouth opens wider**. Subsequently, his **head tilts to the left**, his **eyes look to the left**, his **eyebrows gradually relax**, and his **mouth remains half open**. A man speaks to another man with wide eyes, his right hand swinging at his side. He frowns, raises his eyebrows, eyes wide, and shakes his head.



Annotation: This video showcases the facial expression changes of a middle-aged woman. She has long black hair neatly tied back, an earring on her left ear, thick eyebrows, and red lipstick on her lips. At the beginning of the video, she has a **slight frown**, her **eyes are half-open and looking downward**, and her **mouth is slightly open**. As the video progresses, her **head turns slightly to the left**, and her **eyes move slightly**. In the middle of the video, she **blinks**, her **head continues to turn slightly to the left**, her **lower lip droops slightly**, and her **mouth opens wider, revealing part of her lower teeth**. In the latter part of the video, her **head turns slightly to the right**, her **mouth remains slightly open**, and her **eyes move to the right, [displaying an expression of helplessness]**. A woman leans forward on the table, her right hand pushing a bottle of alcohol forward and then lifting it. At the same time, she turns her head to look at a man on her right. He turns his head, and his mouth opens and closes.




Annotation: In this video, we see a close-up of a young man, around 20 years old, with fair skin and clear facial features. He is wearing a pair of round glasses, and his black short hair is slightly messy. The background is a window. At the beginning of the video, his **eyes are slightly widened**, focused on something ahead, and his **lips are slightly parted, revealing a few of his lower teeth**. As the video progresses, his **head moves backward**, and his **eyes become even more wide open**. In the latter half of the video, his **head continues to move backward**, his **eyes remain fixed on the front**, and his **lips remain slightly parted, [showing signs of tension and unease]**. A man looks straight ahead with a blank expression.



Annotation: This video captures the emotional changes of a middle-aged man with a short, neat crew cut, slightly sparse eyebrows, and small eyes. At the beginning of the video, his **eyes are slightly open, looking to the left**, and his **mouth is slightly parted**. As the video progresses, his **eyes close**, and his **mouth opens slightly** as he begins to speak. Simultaneously, his **head turns and tilts to the right**, his **eyes open**, and he **looks forward**, pausing his speech. In the middle of the video, he **blinks twice**, his **eyes open**, and his **mouth opens and closes** as he begins to speak again, before pausing once more. In the latter part of the video, his **head turns to the left**, and his **mouth opens** as he continues to speak. He stops speaking, **blinks once**, and his **eyes open again, [displaying a calm expression]**. A man looks straight ahead and speaks. He blinks, turns his head, and his mouth opens and closes.

Figure 11. More visualizations of dataset annotations.



Annotation: This set of videos captures the emotional changes of a middle-aged woman with a high nose bridge, thin lips, dark hair tied back, fine eyebrows, and large blue eyes.

At the beginning of the video, her **eyes are wide open**, looking straight ahead, and her **mouth is closed with the corners of her lips pulled downward**. As the video progresses, her **mouth opens, revealing more teeth**, and she begins to speak, with a **slight movement of her upper eyelids**.

In the middle of the video, her **head turns to the left**, and her **eyeballs move to the left** as well. Her **upper eyelids tighten**, and **wrinkles appear at the corners of her eyes**. Her **eyeballs then move to the right**, and her **head turns to the right, returning to the center**. The **muscles around her eyes relax**, and the **wrinkles at the corners of her eyes disappear**.

In the latter part of the video, she stops speaking, and her **mouth closes to a slightly open position, revealing a small portion of her teeth**. [Her expression displays a sense of anger].

A woman looks at the camera, speaking angrily into it. Her mouth opens and closes, and her eyes dart around.



Annotation: This video captures the facial expression changes of a young woman as she transitions from a smile to a hearty laugh. She has neatly combed brown hair and light blue eyes.

At the beginning of the video, her **eyes are open**, looking straight ahead, and her **mouth is closed with the corners of her lips turned up**, forming a gentle **smile**. As the video progresses, her **head lifts**, her **smile becomes broader**, and her **mouth opens and closes** as she begins to speak, [displaying a joyful mood].

In the middle of the video, she **blinks twice**, her **head tilts slightly downward**, and she **gently shakes it**.

In the latter part of the video, she stops speaking, her **mouth closes**, and her **lips remain slightly upturned**, [maintaining a pleasant expression].

A woman speaks to the camera with a smile on her face, her head moving slightly. She blinks, her mouth opens and closes, and her head moves gently.




Annotation: This video captures the emotional changes of a young man with short brown hair, neatly styled in a side part, and double eyelids.

At the beginning of the video, his **eyebrows are slightly furrowed**, his **eyes are open** and looking straight ahead, and his **mouth is slightly open, revealing a bit of his upper teeth**. As the video progresses, his **mouth opens and closes** as he begins to speak.

In the middle of the video, his **eyebrows furrow more**, he **blinks once**, and his **eyes are half-open**. His **head then tilts slightly upward**, and he **blinks again**, with his **eyes fully open** and his **upper eyelids trembling slightly**.

In the latter part of the video, he stops speaking, and his **mouth remains slightly open**. [displaying a confused expression].

A man looks at the camera, speaking with a confused expression. His mouth opens and closes, his eyebrows are slightly furrowed, and he blinks.



Annotation: This video captures the emotional changes of a young woman with freckles on her face, dark brown curly hair neatly combed to the left, and long, fine eyebrows.

At the beginning of the video, her **eyes are open**, looking straight ahead, and her **mouth is closed with the corners of her lips slightly downturned**. As the video progresses, her **upper eyelids lift slightly**, her **eyes widen a bit**, and her **eyebrows raise**. At the same time, her **mouth opens and closes** as she begins to speak, [displaying a dissatisfied expression].

In the middle of the video, her **eyebrows lift further and draw inward**, causing noticeable **wrinkles on her forehead**. She **blinks twice** and her **head tilts slightly to the right**. Subsequently, her **head moves slightly**, her **upper eyelids lift**, and her **eyeballs turn to the upper left**, causing her **head to tilt slightly to the left**. Her **eyebrows then lower**, and her **eyeballs continue to turn to the left**, looking to the side.

In the latter part of the video, her **head tilts slightly downward**, she stops speaking, and her **mouth closes**. She **blinks once**.

A woman speaks to the camera with sadness, her head moving back and forth. Her mouth opens and closes, her eyebrows rise, she blinks, her eyes dart around, and her head shakes slightly.

Figure 12. More visualizations of dataset annotations.

References

- [1] Jean-Baptiste Alayrac, Jeff Donahue, Pauline Luc, Antoine Miech, Iain Barr, Yana Hasson, Karel Lenc, Arthur Mensch, Katherine Millican, Malcolm Reynolds, et al. Flamingo: a visual language model for few-shot learning. *Advances in Neural Information Processing Systems*, 35:23716–23736, 2022. [2](#)
- [2] Samuel Albanie, Arsha Nagrani, Andrea Vedaldi, and Andrew Zisserman. Emotion recognition in speech using cross-modal transfer in the wild, 2018. [2](#)
- [3] Anthropic. Claude-3.5, 2024. [3](#), [7](#)
- [4] Jinze Bai, Shuai Bai, Shusheng Yang, Shijie Wang, Sinan Tan, Peng Wang, Junyang Lin, Chang Zhou, and Jingren Zhou. Qwen-vl: A versatile vision-language model for understanding, localization, text reading, and beyond. *arXiv preprint arXiv:2308.12966*, 2023. [3](#)
- [5] Jinze Bai, Shuai Bai, Shusheng Yang, Shijie Wang, Sinan Tan, Peng Wang, Junyang Lin, Chang Zhou, and Jingren Zhou. Qwen-vl: A frontier large vision-language model with versatile abilities. *arXiv preprint arXiv:2308.12966*, 2023. [2](#)
- [6] David Chen and William B Dolan. Collecting highly parallel data for paraphrase evaluation. In *Proceedings of the 49th annual meeting of the association for computational linguistics: human language technologies*, pages 190–200, 2011. [2](#)
- [7] Haodong Chen, Haojian Huang, Junhao Dong, Mingzhe Zheng, and Dian Shao. Finecliper: Multi-modal fine-grained clip for dynamic facial expression recognition with adapters. *arXiv preprint arXiv:2407.02157*, 2024. [1](#)
- [8] Lin Chen, Xilin Wei, Jinsong Li, Xiaoyi Dong, Pan Zhang, Yuhang Zang, Zehui Chen, Haodong Duan, Bin Lin, Zhenyu Tang, et al. Sharegpt4video: Improving video understanding and generation with better captions. *arXiv preprint arXiv:2406.04325*, 2024. [7](#)
- [9] Weicong Chen, Dong Zhang, Ming Li, and Dah-Jye Lee. Stcam: Spatial-temporal and channel attention module for dynamic facial expression recognition. *IEEE TAFCC*, 14(1): 800–810, 2023. [1](#)
- [10] Zhe Chen, Jiannan Wu, Wenhai Wang, Weijie Su, Guo Chen, Sen Xing, Zhong Muyan, Qinglong Zhang, Xizhou Zhu, Lewei Lu, et al. Internvl: Scaling up vision foundation models and aligning for generic visual-linguistic tasks. *arXiv preprint arXiv:2312.14238*, 2023. [2](#)
- [11] Zesen Cheng, Sicong Leng, Hang Zhang, Yifei Xin, Xin Li, Guanzheng Chen, Yongxin Zhu, Wenqi Zhang, Ziyang Luo, Deli Zhao, and Lidong Bing. Videollama 2: Advancing spatial-temporal modeling and audio understanding in video-llms. *arXiv preprint arXiv:2406.07476*, 2024. [2](#), [3](#), [4](#), [6](#), [7](#), [8](#)
- [12] Jun Dan, Yang Liu, Haoyu Xie, Jiankang Deng, Haoran Xie, Xuansong Xie, and Baigui Sun. Transface: Calibrating transformer training for face recognition from a data-centric perspective, 2023. [6](#)
- [13] Zheng Ding, Cecilia Zhang, Zhihao Xia, Lars Jebe, Zhuowen Tu, and Xiuming Zhang. Diffusionrig: Learning personalized priors for facial appearance editing. In *Proceedings of the IEEE/CVF Conference on Computer Vision and Pattern Recognition*, 2023. [2](#)
- [14] Xiaoyi Dong, Pan Zhang, Yuhang Zang, Yuhang Cao, Bin Wang, Linke Ouyang, Xilin Wei, Songyang Zhang, Haodong Duan, Maosong Cao, et al. Internlm-xcomposer2: Mastering free-form text-image composition and comprehension in vision-language large model. *arXiv preprint arXiv:2401.16420*, 2024. [2](#)
- [15] Yunhao Du, Zhicheng Zhao, Yang Song, Yanyun Zhao, Fei Su, Tao Gong, and Hongying Meng. Strongsort: Make deepsort great again. *IEEE Transactions on Multimedia*, 2023. [6](#)
- [16] Niki Maria Foteinopoulou and Ioannis Patras. EmoCLIP: A Vision-Language Method for Zero-Shot Video Facial Expression Recognition. In *IEEE FG*, 2024. [1](#)
- [17] Chaoyou Fu, Yuhan Dai, Yondong Luo, Lei Li, Shuhuai Ren, Renrui Zhang, Zihan Wang, Chenyu Zhou, Yunhang Shen, Mengdan Zhang, et al. Video-mme: The first-ever comprehensive evaluation benchmark of multi-modal llms in video analysis. *arXiv preprint arXiv:2405.21075*, 2024. [2](#)
- [18] Peng Gao, Jiaming Han, Renrui Zhang, Ziyi Lin, Shijie Geng, Aojun Zhou, Wei Zhang, Pan Lu, Conghui He, Xiangyu Yue, et al. Llama-adapter v2: Parameter-efficient visual instruction model. *arXiv preprint arXiv:2304.15010*, 2023. [3](#)
- [19] Juan Sebastián Gómez-Cañón, Estefanía Cano, Tuomas Eerola, Perfecto Herrera, Xiao Hu, Yi-Hsuan Yang, and Gómez Emilia. Music Emotion Recognition: Toward new, robust standards in personalized and context-sensitive applications. *IEEE Signal Processing Magazine*, 38:106–114, 2021. [3](#), [2](#)
- [20] Edward J Hu, Yelong Shen, Phillip Wallis, Zeyuan Allen-Zhu, Yuanzhi Li, Shean Wang, Lu Wang, and Weizhu Chen. LoRA: Low-rank adaptation of large language models. In *International Conference on Learning Representations*, 2022. [6](#)
- [21] Gabriel Huang, Bo Pang, Zhenhai Zhu, Clara Rivera, and Radu Soricut. Multimodal pretraining for dense video captioning. *arXiv preprint arXiv:2011.11760*, 2020. [2](#)
- [22] Md Mohaiminul Islam, Ngan Ho, Xitong Yang, Tushar Nagarajan, Lorenzo Torresani, and Gedas Bertasius. Video recap: Recursive captioning of hour-long videos. *arXiv preprint arXiv:2402.13250*, 2024. [2](#)
- [23] Albert Q. Jiang, Alexandre Sablayrolles, Antoine Roux, Arthur Mensch, Blanche Savary, Chris Bamford, Devendra Singh Chaplot, Diego de las Casas, Emma Bou Hanna, Florian Bressand, Gianna Lengyel, Guillaume Bour, Guillaume Lample, L elio Renard Lavaud, Lucile Saulnier, Marie-Anne Lachaux, Pierre Stock, Sandeep Subramanian, Sophia Yang, Szymon Antoniak, Teven Le Scao, Th eophile Gervet, Thibaut Lavril, Thomas Wang, Timoth ee Lacroix, and William El Sayed. Mixtral of experts, 2024. [4](#), [6](#)
- [24] Xingxun Jiang, Yuan Zong, Wenming Zheng, Chuangao Tang, Wanchuang Xia, Cheng Lu, and Jiateng Liu. Dfew: A large-scale database for recognizing dynamic facial expressions in the wild, 2020. [1](#), [3](#), [2](#)
- [25] Peng Jin, Ryuichi Takanobu, Caiwan Zhang, Xiaochun Cao, and Li Yuan. Chat-univi: Unified visual representation em-

- powers large language models with image and video understanding. *arXiv preprint arXiv:2311.08046*, 2023. 7
- [26] Dimitrios Kollias and Stefanos Zafeiriou. Expression, affect, action unit recognition: Aff-wild2, multi-task learning and arcface, 2019. 2
- [27] Jean Kossaifi, Georgios Tzimiropoulos, Sinisa Todorovic, and Maja Pantic. A few-va database for valence and arousal estimation in-the-wild. *Image and Vision Computing*, 65:23–36, 2017. Multimodal Sentiment Analysis and Mining in the Wild Image and Vision Computing. 3, 2
- [28] Ranjay Krishna, Kenji Hata, Frederic Ren, Li Fei-Fei, and Juan Carlos Niebles. Dense-captioning events in videos. In *Proceedings of the IEEE international conference on computer vision*, pages 706–715, 2017. 2
- [29] Jiyoung Lee, Seungrong Kim, Sunok Kim, Jungin Park, and Kwanghoon Sohn. Context-aware emotion recognition networks. In *Proceedings of the IEEE/CVF international conference on computer vision*, 2019. 3, 2
- [30] Bo Li, Hao Zhang, Kaichen Zhang, Dong Guo, Yuanhan Zhang, Renrui Zhang, Feng Li, Ziwei Liu, and Chunyuan Li. Llava-next: What else influences visual instruction tuning beyond data?, 2024. 3
- [31] Bo Li, Yuanhan Zhang, Dong Guo, Renrui Zhang, Feng Li, Hao Zhang, Kaichen Zhang, Yanwei Li, Ziwei Liu, and Chunyuan Li. Llava-onevision: Easy visual task transfer. *arXiv preprint arXiv:2408.03326*, 2024. 3, 7, 8
- [32] Feng Li, Renrui Zhang, Hao Zhang, Yuanhan Zhang, Bo Li, Wei Li, Zejun Ma, and Chunyuan Li. Llava-next-interleave: Tackling multi-image, video, and 3d in large multimodal models. *arXiv preprint arXiv:2407.07895*, 2024. 3
- [33] Junnan Li, Dongxu Li, Silvio Savarese, and Steven Hoi. Blip-2: Bootstrapping language-image pre-training with frozen image encoders and large language models. In *International Conference on Machine Learning, ICML 2023, 23-29 July 2023, Honolulu, Hawaii, USA*, pages 19730–19742. PMLR, 2023. 3
- [34] KunChang Li, Yinan He, Yi Wang, Yizhuo Li, Wenhai Wang, Ping Luo, Yali Wang, Limin Wang, and Yu Qiao. Videochat: Chat-centric video understanding. *arXiv preprint arXiv:2305.06355*, 2023. 2, 7
- [35] Min Li, Xiaoqin Zhang, Chenxiang Fan, Tangfei Liao, and Guobao Xiao. Dual-sti: Dual-path spatial-temporal interaction learning for dynamic facial expression recognition. *Information Sciences*, page 120953, 2024. 1
- [36] Yifan Li, Anh Dao, Wentao Bao, Zhen Tan, Tianlong Chen, Huan Liu, and Yu Kong. Facial affective behavior analysis with instruction tuning, 2024. 6
- [37] Yanwei Li, Chengyao Wang, and Jiaya Jia. Llama-vid: An image is worth 2 tokens in large language models. 2024. 3, 7
- [38] Zhen Li, Mingdeng Cao, Xintao Wang, Zhongang Qi, Ming-Ming Cheng, and Ying Shan. Photomaker: Customizing realistic human photos via stacked id embedding. In *IEEE Conference on Computer Vision and Pattern Recognition (CVPR)*, 2024. 2
- [39] Bin Lin, Bin Zhu, Yang Ye, Munan Ning, Peng Jin, and Li Yuan. Video-llava: Learning united visual representation by alignment before projection. *arXiv preprint arXiv:2311.10122*, 2023. 2
- [40] Daizong Liu, Xi Ouyang, Shuangjie Xu, Pan Zhou, Kun He, and Shiping Wen. Saanet: Siamese action-units attention network for improving dynamic facial expression recognition. *Neurocomputing*, 413:145–157, 2020. 1
- [41] Haotian Liu, Chunyuan Li, Yuheng Li, and Yong Jae Lee. Improved baselines with visual instruction tuning. *arXiv preprint arXiv:2310.03744*, 2023. 3
- [42] Haotian Liu, Chunyuan Li, Qingyang Wu, and Yong Jae Lee. Visual instruction tuning. 2023. 3
- [43] Hao Liu, Wilson Yan, Matei Zaharia, and Pieter Abbeel. World model on million-length video and language with ringattention. *arXiv preprint arXiv:2402.08268*, 2024. 2
- [44] Ruyang Liu, Chen Li, Yixiao Ge, Ying Shan, Thomas H Li, and Ge Li. One for all: Video conversation is feasible without video instruction tuning. *arXiv preprint arXiv:2309.15785*, 2023. 7
- [45] Ruyang Liu, Chen Li, Haoran Tang, Yixiao Ge, Ying Shan, and Ge Li. St-llm: Large language models are effective temporal learners. <https://arxiv.org/abs/2404.00308>, 2023. 7
- [46] Yuanyuan Liu, Wei Dai, Chuanxu Feng, Wenbin Wang, Guanghao Yin, Jiabei Zeng, and Shiguang Shan. Mafw: A large-scale, multi-modal, compound affective database for dynamic facial expression recognition in the wild, 2023. 3, 4, 2
- [47] Yang Liu, Jiankang Deng, Fei Wang, Lei Shang, Xuansong Xie, and Baigui Sun. DamoFD: Digging into backbone design on face detection. In *The Eleventh International Conference on Learning Representations*, 2023. 6
- [48] Steven R. Livingstone and Frank A. Russo. The ryerson audio-visual database of emotional speech and song (ravdess): A dynamic, multimodal set of facial and vocal expressions in north american english. *PLOS ONE*, 2018. 3, 2
- [49] Patrick Lucey, Jeffrey F. Cohn, Takeo Kanade, Jason Saragih, Zara Ambadar, and Iain Matthews. The extended cohn-kanade dataset (ck+): A complete dataset for action unit and emotion-specified expression. In *2010 IEEE Computer Society Conference on Computer Vision and Pattern Recognition - Workshops*, pages 94–101, 2010. 2
- [50] Patrick Lucey, Jeffrey F Cohn, Takeo Kanade, Jason Saragih, Zara Ambadar, and Iain Matthews. The extended cohn-kanade dataset (ck+): A complete dataset for action unit and emotion-specified expression. In *CVPRW*, pages 94–101, 2010. 1
- [51] Cheng Luo, Siyang Song, Weicheng Xie, Linlin Shen, and Haticc Gunes. Learning multi-dimensional edge feature-based au relation graph for facial action unit recognition. In *Proceedings of the Thirty-First International Joint Conference on Artificial Intelligence, IJCAI-22*, pages 1239–1246, 2022. 2
- [52] Muhammad Maaz, Hanoona Rasheed, Salman Khan, and Fahad Shahbaz Khan. Video-chatgpt: Towards detailed video understanding via large vision and language models. *arXiv preprint arXiv:2306.05424*, 2023. 2
- [53] Muhammad Maaz, Hanoona Rasheed, Salman Khan, and Fahad Shahbaz Khan. Video-chatgpt: Towards detailed video

- understanding via large vision and language models, 2024. 5, 7, 1
- [54] Karttikeya Mangalam, Raiymbek Akshulakov, and Jitendra Malik. Egoschema: A diagnostic benchmark for very long-form video language understanding. *Advances in Neural Information Processing Systems*, 36, 2024. 2
- [55] Johnston CA Menefee DS, Ledoux T. The importance of emotional regulation in mental health. *American Journal of Lifestyle Medicine*, 2022. 1
- [56] Kartik Narayan, Vibashan VS, Rama Chellappa, and Vishal M Patel. Faceformer: A unified transformer for facial analysis. *arXiv preprint arXiv:2403.12960*, 2024. 4, 6
- [57] Mang Ning, Albert Ali Salah, and Itir Onal Ertugrul. Representation learning and identity adversarial training for facial behavior understanding, 2024. 2
- [58] OpenAI. ChatGPT. <https://openai.com/blog/chatgpt/>, 2023. 2, 4, 5, 1
- [59] OpenAI. Gpt-4v(ision) system card. 2023. 3
- [60] OpenAI. Gpt-4 technical report, 2023. 2, 3
- [61] OpenAI. Gpt-4o system card, 2024. 3, 4, 7, 1
- [62] Kasım Özacar and Munya Alkhalifa. Digihuman: A conversational digital human with facial expressions. *Turkish Journal of Science and Technology*, 19(1):25–37, 2024. 2
- [63] M. Pantic, M. Valstar, R. Rademaker, and L. Maat. Web-based database for facial expression analysis. In *2005 IEEE International Conference on Multimedia and Expo*, pages 5 pp.–, 2005. 2
- [64] Alec Radford, Jong Wook Kim, Chris Hallacy, Aditya Ramesh, Gabriel Goh, Sandhini Agarwal, Girish Sastry, Amanda Askell, Pamela Mishkin, Jack Clark, et al. Learning transferable visual models from natural language supervision. In *International conference on machine learning*, pages 8748–8763. PMLR, 2021. 4, 6
- [65] Anna Rohrbach, Atousa Torabi, Marcus Rohrbach, Niket Tandon, Christopher Pal, Hugo Larochelle, Aaron Courville, and Bernt Schiele. Movie description. *International Journal of Computer Vision*, 123:94–120, 2017. 2
- [66] Andrés Romero, Juan León, and Pablo Arbeláez. Multi-view dynamic facial action unit detection. *Image and Vision Computing*, 2018. 2
- [67] Zhiwen Shao, Zhilei Liu, Jianfei Cai, and Lizhuang Ma. Deep adaptive attention for joint facial action unit detection and face alignment. In *European Conference on Computer Vision*, pages 725–740. Springer, 2018. 2
- [68] Mariya Tauqeer, Saddaf Rubab, Muhammad Attique Khan, Rizwan Ali Naqvi, Kashif Javed, Abdullah Alqahtani, Sht-wai Alsubai, and Adel Binbusayyis. Driver’s emotion and behavior classification system based on internet of things and deep learning for advanced driver assistance system (adas). *Computer Communications*, 2022. 1
- [69] Gemini Team. Gemini: A family of highly capable multi-modal models, 2024. 3
- [70] Qwen Team. Qwen2.5: A party of foundation models, 2024. 3
- [71] Michel Valstar, Maja Pantic, et al. Induced disgust, happiness and surprise: an addition to the mmi facial expression database. In *Proc. 3rd Intern. Workshop on EMOTION*, page 65, 2010. 1
- [72] Ramakrishna Vedantam, C Lawrence Zitnick, and Devi Parikh. Cider: Consensus-based image description evaluation. In *Proceedings of the IEEE conference on computer vision and pattern recognition*, pages 4566–4575, 2015. 5, 7
- [73] Carlos Vilchis, Carmina Perez-Guerrero, Mauricio Mendez-Ruiz, and Miguel Gonzalez-Mendoza. A survey on the pipeline evolution of facial capture and tracking for digital humans. *Multimedia Systems*, 29(4):1917–1940, 2023. 2
- [74] Greg Wadley, Vassilis Kostakos, Peter Koval, Wally Smith, Sarah Webber, Anna Cox, James J. Gross, Kristina Höök, Regan Mandryk, and Petr Slovak. The future of emotion in human-computer interaction. In *Extended Abstracts of the 2022 CHI Conference on Human Factors in Computing Systems*, 2022. 1
- [75] Jiawei Wang, Liping Yuan, Yuchen Zhang, and Haomiao Sun. Tarsier: Recipes for training and evaluating large video description models, 2024. 2, 5, 7, 1
- [76] Peng Wang, Shuai Bai, Sinan Tan, Shijie Wang, Zhihao Fan, Jinze Bai, Keqin Chen, Xuejing Liu, Jialin Wang, Wenbin Ge, Yang Fan, Kai Dang, Mengfei Du, Xuancheng Ren, Rui Men, Dayiheng Liu, Chang Zhou, Jingren Zhou, and Junyang Lin. Qwen2-vl: Enhancing vision-language model’s perception of the world at any resolution. *arXiv preprint arXiv:2409.12191*, 2024. 2, 3, 7, 8
- [77] Xin Wang, Jiawei Wu, Junkun Chen, Lei Li, Yuan-Fang Wang, and William Yang Wang. Vatex: A large-scale, high-quality multilingual dataset for video-and-language research. In *Proceedings of the IEEE/CVF international conference on computer vision*, pages 4581–4591, 2019. 2
- [78] Yan Wang, Yixuan Sun, Yiwen Huang, Zhongying Liu, Shuyong Gao, Wei Zhang, Weifeng Ge, and Wenqiang Zhang. Ferv39k: A large-scale multi-scene dataset for facial expression recognition in videos, 2022. 3, 2
- [79] Yi Wang, Kunchang Li, Xinhao Li, Jiashuo Yu, Yinan He, Guo Chen, Baoqi Pei, Rongkun Zheng, Jilan Xu, Zun Wang, et al. Internvideo2: Scaling video foundation models for multimodal video understanding. *arXiv preprint arXiv:2403.15377*, 2024. 2
- [80] Jun Xu, Tao Mei, Ting Yao, and Yong Rui. Msr-vtt: A large video description dataset for bridging video and language. In *Proceedings of the IEEE conference on computer vision and pattern recognition*, pages 5288–5296, 2016. 2
- [81] Lin Xu, Yilin Zhao, Daquan Zhou, Zhijie Lin, See Kiong Ng, and Jiashi Feng. Pllava : Parameter-free llava extension from images to videos for video dense captioning, 2024. 2, 3, 7
- [82] Le Xue, Manli Shu, Anas Awadalla, Jun Wang, An Yan, Senthil Purushwalkam, Honglu Zhou, Viraj Prabhu, Yutong Dai, Michael S Ryoo, Shrikant Kendre, Jieyu Zhang, Can Qin, Shu Zhang, Chia-Chih Chen, Ning Yu, Juntao Tan, Tulika Manoj Awalgaoonkar, Shelby Heinecke, Huan Wang, Yejin Choi, Ludwig Schmidt, Zeyuan Chen, Silvio Savarese, Juan Carlos Niebles, Caiming Xiong, and Ran Xu. xgen-mm (blip-3): A family of open large multimodal models, 2024. 3
- [83] Qinghao Ye, Haiyang Xu, Guohai Xu, Jiabo Ye, Ming Yan, Yi Zhou, Junyan Wang, Anwen Hu, Pengcheng Shi, Yaya Shi, Chenliang Li, Yuanhong Xu, Hehong Chen, Junfeng

- Tian, Qiang Qi, Ji Chao Zhang, and Feiyan Huang. mplug-owl: Modularization empowers large language models with multimodality. *arXiv preprint arXiv:2304.14178*, 2023. [2](#)
- [84] Qinghao Ye, Haiyang Xu, Guohai Xu, Jiabo Ye, Ming Yan, Yiyang Zhou, Junyang Wang, Anwen Hu, Pengcheng Shi, Yaya Shi, et al. mplug-owl: Modularization empowers large language models with multimodality. *arXiv preprint arXiv:2304.14178*, 2023. [3](#)
- [85] Qinghao Ye, Haiyang Xu, Jiabo Ye, Ming Yan, Haowei Liu, Qi Qian, Ji Zhang, Fei Huang, and Jingren Zhou. mplug-owl2: Revolutionizing multi-modal large language model with modality collaboration, 2023. [3](#)
- [86] Zhenbo Yu, Guangcan Liu, Qingshan Liu, and Jiankang Deng. Spatio-temporal convolutional features with nested lstm for facial expression recognition. *Neurocomputing*, 317: 50–57, 2018. [1](#)
- [87] Kaishen Yuan, Zitong Yu, Xin Liu, Weicheng Xie, Huanjing Yue, and Jingyu Yang. Auformer: Vision transformers are parameter-efficient facial action unit detectors. In *European Conference on Computer Vision*. Springer, 2024. [2](#)
- [88] Hang Zhang, Xin Li, and Lidong Bing. Video-llama: An instruction-tuned audio-visual language model for video understanding. *arXiv preprint arXiv:2306.02858*, 2023. [3](#), [7](#)
- [89] Qiming Zhang, Jing Zhang, Yufei Xu, and Dacheng Tao. Vision transformer with quadrangle attention. *arXiv preprint arXiv:2303.15105*, 2023. [3](#)
- [90] Xing Zhang, Lijun Yin, Jeffrey F. Cohn, Shaun Canavan, Michael Reale, Andy Horowitz, Peng Liu, and Jeffrey M. Girard. Bp4d-spontaneous: a high-resolution spontaneous 3d dynamic facial expression database. *Image and Vision Computing*, 32(10):692–706, 2014. Best of Automatic Face and Gesture Recognition 2013. [2](#)
- [91] Yuanhan Zhang, Bo Li, haotian Liu, Yong jae Lee, Liangke Gui, Di Fu, Jiashi Feng, Ziwei Liu, and Chunyuan Li. Llava-next: A strong zero-shot video understanding model, 2024. [2](#), [3](#), [7](#)
- [92] Guoying Zhao, Xiaohua Huang, Matti Taini, Stan Z Li, and Matti Pietikäinen. Facial expression recognition from near-infrared videos. *Image and vision computing*, 29(9):607–619, 2011. [1](#)
- [93] Jiaying Zhao, Boyuan Sun, Xiang Chen, Xihan Wei, and Qibin Hou. Llava-octopus: Unlocking instruction-driven adaptive projector fusion for video understanding. *arXiv preprint arXiv:2501.05067*, 2025. [2](#)
- [94] Kaili Zhao, Wen-Sheng Chu, and Honggang Zhang. Deep region and multi-label learning for facial action unit detection. In *CVPR*, 2016. [2](#)
- [95] Junjie Zhou, Yan Shu, Bo Zhao, Boya Wu, Shitao Xiao, Xi Yang, Yongping Xiong, Bo Zhang, Tiejun Huang, and Zheng Liu. Mlvu: A comprehensive benchmark for multi-task long video understanding. *arXiv preprint arXiv:2406.04264*, 2024. [2](#)
- [96] Luowei Zhou, Chenliang Xu, and Jason Corso. Towards automatic learning of procedures from web instructional videos. In *Proceedings of the AAAI Conference on Artificial Intelligence*, 2018. [2](#)
- [97] Deyao Zhu, Jun Chen, Xiaoqian Shen, Xiang Li, and Mohamed Elhoseiny. Minigt-4: Enhancing vision-language understanding with advanced large language models. *arXiv preprint arXiv:2304.10592*, 2023. [2](#)