

SafePowerGraph-LLM: Novel Power Grid Graph Embedding and Optimization with Large Language Models

Fabien BERNIER⁽¹⁾, Jun CAO⁽²⁾, Maxime CORDY⁽¹⁾, Salah GHAMIZI⁽²⁾

⁽¹⁾SnT, University of Luxembourg

⁽²⁾Luxembourg Institute of Science and Technology (LIST)

Abstract—Efficiently solving Optimal Power Flow (OPF) problems in power systems is crucial for operational planning and grid management. There is a growing need for scalable algorithms capable of handling the increasing variability, constraints, and uncertainties in modern power networks while providing accurate and fast solutions. To address this, machine learning techniques, particularly Graph Neural Networks (GNNs) have emerged as promising approaches. This letter introduces SafePowerGraph-LLM, the first framework explicitly designed for solving OPF problems using Large Language Models (LLMs). The proposed approach combines graph and tabular representations of power grids to effectively query LLMs, capturing the complex relationships and constraints in power systems. A new implementation of in-context learning and fine-tuning protocols for LLMs is introduced, tailored specifically for the OPF problem. SafePowerGraph-LLM demonstrates reliable performances using off-the-shelf LLM. Our study reveals the impact of LLM architecture, size, and fine-tuning and demonstrates our framework’s ability to handle realistic grid components and constraints.

Index Terms—Graph Embedding, LLM, Low-Rank Adaptation (LORA)

I. INTRODUCTION

Resolving Alternating Current Optimal Power Flow (AC OPF) problems is a routine task in the operational planning of Power Systems (PS). Nevertheless, with the increasing variability, constraints, and uncertainties in today’s power networks, solving problems accurately presents a significant challenge for power system engineers. Numerous strategies for addressing AC OPF challenges incorporate Machine Learning (ML) elements to mitigate the computational challenges associated with traditional optimization-based OPF approaches.

Graph Neural Networks (GNN) have recently demonstrated solid performance for various tasks in the power system. In particular, Liu et al. [1] proposed a new topology-informed GNN approach by combining grid topology and physical constraints. Ghamizi et al. [2] demonstrated that a heterogeneous graph representation combined with physical constraints losses leads to the best performances for PF and OPF tasks. Recent work such as SafePowerGraph [3] provided a standardized representation and benchmark of GNN for PF and OPF problems and identified the best architectures and design choice to solve these problems with GNN.

While these models achieve remarkable performance, they require expensive data curation — by collecting large training datasets with OPF solvers — and costly training for specific

power grid sizes. Recent progress in foundation models, including LLMs (e.g. ChatGPT, LLaMa), has significantly reshaped the fields of machine learning. Such models can indeed generalize to new tasks without expensive training, given the right indications. LLMs have also recently been explored to solve PS-related tasks. [4] proposed an LLM agent in the Deep Reinforcement Learning (DRL) training loop, directly allowing to model linguistic objectives and constraints in the OPF problem. The optimization is, however, run using traditional methods (solvers and DRL). A foundation model, developed in [5], can iteratively solve the OPF optimization problem by minimizing the cost function. The optimization only supports the toy example of simple economic dispatch problem of units, and does not fully optimize and predicts the OPF variables (generation and bus variables) nor consider real world grid components (multiple loads, line operating limits). To the best of our knowledge, SafePowerGraph-LLM is the first embedding and optimization framework for OPF that supports realistic grid components and constraints.

This letter presents three main contributions. We first propose novel power grid embedding for OPF to query LLMs with graph and tabular representations, followed by the development of tailored in-context learning and fine-tuning protocols for these models. We finally include an empirical study on how the architecture, size, and fine-tuning of LLMs affect their performance in solving OPF problems.

II. SAFEPOWERGRAPH-LLM FRAMEWORK

We present in Fig. 1 our SafePowerGraph-LLM framework. The first three steps consist in building the correct message format to query an LLM for OPF using an appropriate table or graph embeddings, the following steps are either implemented using open source LLMs (Llama), or remote API (OpenAI).

a) Power Grid Embedding: We extend SafePowerGraph [3] to build the appropriate embedding for LLM.

Starting from an initial grid descriptor (in MatPower, PandaPower or OpenDSS formats), we generate a Pytorch HeteroData with each component as a distinct subgraph (Step (1)). Each node can be of type: bus, load, generator, slack, or line, and is associated with its distinct set of features X_b , X_l , X_g , X_s , X_e respectively. In order to create new grids, these features are mutated depending on their types. For example, the mutation for loads of the active and reactive power is based on the real profile (Step (2)).

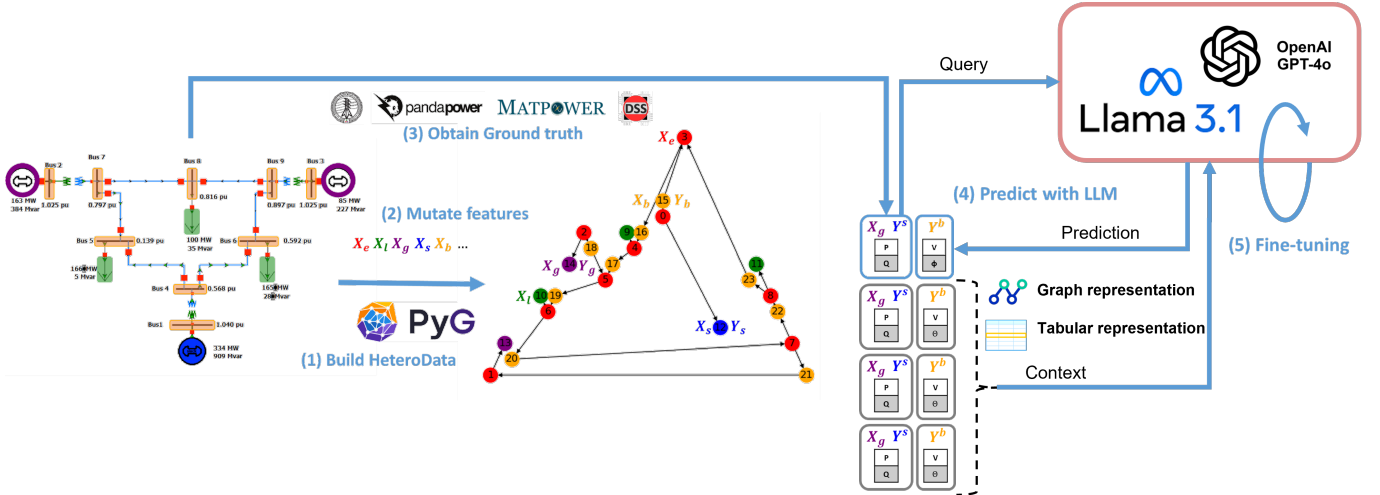


Fig. 1: Our SafePowerGraph-LLM framework

For each mutated grid, Step (3) runs a simulation and solver to derive the PF or OPF optimization’s ground truth. This result includes the active and reactive power for every generator and the slack nodes (Y_g , Y_s), as well as the voltage magnitude and angle for each bus node (Y_b).

These features are then prepared for in-context inference in two formats. Our approach can generate LLM messages formatted as *graph representations*, including nodes features and edges connections. We can also generate LLM messages that only contain the features formatted in a tabular format, and we refer to this as the *table representation*. Given the context size of an LLM (i.e., how much tokens can be used as input), we can encode more example in a table representation than in a graph representation.

b) LLM Inference: LLMs predict the next token in a sequence by using contextual information from previously seen words to generate coherent text, facilitated by a chat interface allowing dialogue between a *user* and an *assistant*. The dialogue can be conditioned by a *system prompt*. GPT and Llama models [6], two state-of-the-art LLMs family we consider in this paper, share a common high-level architecture — consisting in breaking text into tokens, converting them to embeddings, and processing them through transformer blocks to capture data patterns [7].

c) LLM fine-tuning with LoRA: The Low-Rank Adaptation (LoRA) [8] method allows to fine-tune LLMs efficiently by introducing low-rank matrices that capture task-specific adaptations, while keeping the main model weights unchanged. Formally, instead of updating all the weights, LoRA modifies a small set by of weight update ΔW as:

$$\Delta W = \frac{\alpha}{r} A \cdot B \quad (1)$$

where $A \in \mathbb{R}^{d \times r}$ and $B \in \mathbb{R}^{r \times k}$, with $r \ll d, k$ and α being a chosen scaling factor. Only A and B are trained, reducing computation and memory needs, allowing for efficient adaptation to new tasks with few data and lower expenses, while maintaining the LLMs’ pre-existing capabilities.

III. EMPIRICAL STUDY

A. Experimental Protocol

a) In-context inference: To investigate the capability of LLMs in generalizing from examples presented within the context window, we conduct an assessment using in-context inference. Four models were tested: OpenAI’s *gpt-4o-mini*, OpenAI’s *gpt-4o*, *Llama-3.1-8B-Instruct*, and *Llama-3.1-70B-Instruct* [6], the latter being respectively renamed *llama-8b* and *llama-70b* for the sake of brevity.

Sequences provided for in-context inference are made as follows: after an initial system prompt, a total of 65 pairs of example requests and solutions are provided using the JSON format. A context of 65 examples maximizes the utilization of context windows across all models. An additional, 66th example is used to evaluate the model’s generalization abilities, with its response benchmarked against an expected solution. The overall sequence constructed is illustrated in Table II.

If no JSON object can be read from the LLM’s response, or if the values returned by the LLM are invalid (missing or invalid values), the output is deemed *INVALID*. This evaluation process was repeated 1,000 times, resulting in the generation of a total of 65,000 pairs for context and 1,000 pairs for evaluation across the assessments.

We run these inference tasks on one NVIDIA RTX 8000 48GB for Llama 8B (two for Llama 70B), using Q4_K_M quantization to optimize performance and resources.

b) Fine-tuning: Subsequently, we apply fine-tuning to the *Llama-3.1-8B-Instruct* model, as shown on Figure 1, using the 65,000 pairs of context developed earlier. Each fine-tuning sample includes the system prompt, the specific OPF problem being addressed, and its corresponding solution. We follow a similar protocol to fine-tune OpenAI’s *gpt-4o-mini* with API.

The fine-tuning process of the *Llama* model was conducted on an NVIDIA RTX 8000 48GB, using a LoRA configuration. The LoRA setup was defined with a rank of 8 ($r = 8$) and a scaling factor of 16 ($\alpha = 16$).

c) Evaluation: We report in all our experiments the mean square error to the solution found by the solver for

TABLE I: Errors in OPF estimation after fine-tuning GPT4o-mini and Llama-8b.

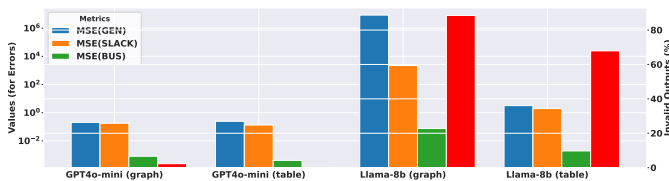
	Before fine-tuning				INVALID	After fine-tuning			
	MSE_{GEN}	MSE_{SLACK}	MSE_{BUS}			MSE_{GEN}	MSE_{SLACK}	MSE_{BUS}	INVALID
GPT4o-mini (graph)	2.06×10^{-1}	1.78×10^{-1}	8.06×10^{-4}		2.3%	1.87×10^{-2}	1.07×10^{-2}	2.69×10^{-4}	6.9%
Llama-8b (graph)	8.46×10^6	2.21×10^3	7.47×10^{-2}		88.5%	6.42×10^{-3}	6.18×10^{-2}	6.29×10^{-4}	0.3%
Llama-8b (table)	3.17	1.96	1.92×10^{-3}		67.9%	5.44×10^{-2}	5.23×10^{-2}	1.85×10^{-3}	1.6%

TABLE II: Sequence schema provided for LLM inference

system:
You are a powergrid operator running Optimal Power Flow simulation and you need to return a JSON formatted responses based on the provided input JSON. The input is the description of the components of the grid, including the buses, generators, loads, lines, and external grid. The output is the solution to the optimal power flow problem. You will get a few examples of Input and Output JSON. You need to return the correct Output for the last given Input.
user:
Input JSON: <embedding input #1>
assistant:
Output JSON: <solution #1>
...
user:
Input JSON: <embedding input #66>

the active and reactive powers of the generators and slack, and the voltage and angle of the buses. Each test grid is a IEEE 9-bus grid where the loads are mutated following a uniform distribution (+/- 20% variations). We also report the percentage of test grids where the output of the LLM was *invalid*, i.e. no JSON could be parsed from the output. This typically happens when the assistant tries to explain how to solve the problem, instead of providing the solution itself. Reported values include MSE for generators (GEN), slack buses (SLACK), and buses (BUS) values in the grid.

B. Effectiveness of pre-trained LLMs

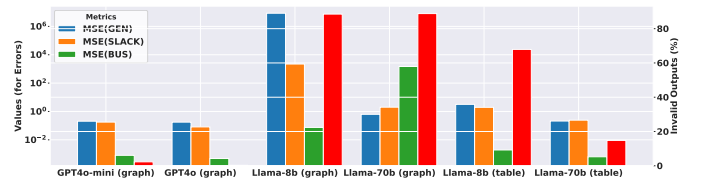
Fig. 2: Errors in OPF estimations for *gpt-4o-mini* and *llama-8b*. Red bars represent the proportion of invalid inputs.

The results, presented in Figure 2, clearly show an important discrepancy between *gpt-4o-mini* and *llama-8b*. While *gpt-4o-mini* consistently showcases GEN and SLACK MSE values below 0.5 and BUS MSE below 10^{-3} for both graph and table formats with minimal invalid outputs, *llama-8b* exhibits higher MSEs by multiple magnitudes (min. 100 times more) for all criteria and a large majority of invalid outputs. The usage of the tabular representation here results in lower errors than graphs for both models, although it is less pronounced for the GEN and SLACK with *gpt-4o-mini*. Table representations also lead to less invalid outputs by 23%, supporting their efficiency.

C. Impact of the size of the model

As it is the case for natural language tasks [6], bigger models result in better performance (Figure 3). This improvement especially prominent for *llama-70b*, getting closer to *gpt-4o-mini*'s performance in terms of GEN and SLACK MSE.

The MSE of BUS decreases when increasing the size of the LLM using table representation, but increases significantly with graph representation. Our results confirm that larger LLM lead to better performance for given representations and both the size and the representation parameters should be considered together in future assessments.

Fig. 3: Errors in OPF estimations for graph representations using bigger *gpt-4o* and *llama* models. Red bars represent the proportion of invalid inputs.

D. Impact of fine-tuning

We report in Table I the impact of fine-tuning LLMs to solve the OPF problem. the percentage of invalid outputs of the LLM decreases to less than 2% for the Llama models and marginally increases for the GPT4o model. The error across all the components decreases, in particular for the Llama models. They become as effective as the proprietary model.

Contrary to the earlier vanilla models, graph representation is more effective than tabular to query LLMs after fine-tuning.

CONCLUSION

Our letter introduces SafePowerGraph-LLM, a novel framework for solving OPF problems using LLMs. We propose a new power grid embedding combining graph and tabular representations, LLM fine-tuning protocols for OPF, and an empirical analysis of LLM performance. Our results show that larger models perform better, with fine-tuning significantly improving accuracy and reducing invalid outputs. Graph representations become more effective than tabular ones after fine-tuning. These findings highlight the potential of LLMs in power system optimization and open new avenues for more efficient and accurate OPF solutions for complex power grids.

REFERENCES

- [1] S. Liu, C. Wu, and H. Zhu, "Topology-Aware Graph Neural Networks for Learning Feasible and Adaptive AC-OPF Solutions," *IEEE Transactions on Power Systems*, vol. 38, no. 6, pp. 5660–5670, Nov. 2023. [Online]. Available: <https://ieeexplore.ieee.org/document/9992121/>

- [2] S. Ghamizi, A. Ma, J. Cao, and P. Rodriguez Cortes, "Opf-hgmn: Generalizable heterogeneous graph neural networks for ac optimal power flow," in *2024 IEEE Power & Energy Society General Meeting (PESGM)*, 2024, pp. 1–5.
- [3] S. Ghamizi, A. Bojchevski, A. Ma, and J. Cao, "Safepowergraph: Safety-aware evaluation of graph neural networks for transmission power grids," *arXiv preprint arXiv:2407.12421*, 2024.
- [4] Z. Yan and Y. Xu, "Real-time optimal power flow with linguistic stipulations: integrating gpt-agent and deep reinforcement learning," *IEEE Transactions on Power Systems*, 2023.
- [5] C. Huang, S. Li, R. Liu, H. Wang, and Y. Chen, "Large foundation models for power systems," in *2024 IEEE Power & Energy Society General Meeting (PESGM)*. IEEE, 2024, pp. 1–5.
- [6] A. G. et al., "The llama 3 herd of models," 2024. [Online]. Available: <https://arxiv.org/abs/2407.21783>
- [7] T. B. B. et al., "Language models are few-shot learners," 2020. [Online]. Available: <https://arxiv.org/abs/2005.14165>
- [8] E. J. Hu, Y. Shen, P. Wallis, Z. Allen-Zhu, Y. Li, S. Wang, L. Wang, and W. Chen, "Lora: Low-rank adaptation of large language models," 2021. [Online]. Available: <https://arxiv.org/abs/2106.09685>