

# From Screens to Scenes: A Survey of Embodied AI in Healthcare

Yihao Liu<sup>a</sup>, Xu Cao<sup>b</sup>, Tingting Chen<sup>c</sup>, Yankai Jiang<sup>d</sup>, Junjie You<sup>e</sup>,  
Minghua Wu<sup>a</sup>, Xiaosong Wang<sup>d</sup>, Mengling Feng<sup>f</sup>, Yaochu Jin<sup>g</sup>, Jintai Chen<sup>h,\*</sup>

<sup>a</sup>The Cancer Research Institute, Central South University, Changsha, 410083, Hunan, China

<sup>b</sup>The Department of Computer science, University of Illinois Urbana-Champaign, Champaign and Urbana, 61801, Illinois, USA

<sup>c</sup>The the School of Medicine, University of Pennsylvania, Philadelphia, 19104, Pennsylvania, USA

<sup>d</sup>Shanghai AI Lab, Shanghai, 200030, Shanghai, China

<sup>e</sup>The School of Life Sciences, Central South University, Changsha, 410083, Hunan, China

<sup>f</sup>The Saw Swee Hock School of Public Health, National University of Singapore, 117597, Singapore

<sup>g</sup>The School of Engineering, Westlake University, Hangzhou, 310024, Zhejiang, China

<sup>h</sup>The Information Hub, Hong Kong University of Science and Technology (Guangzhou), Guangzhou, 511453, Guangdong, China

---

## Abstract

Healthcare systems worldwide face persistent challenges in efficiency, accessibility, and personalization. Modern artificial intelligence (AI) has shown promise in addressing these issues through precise predictive modeling; however, its impact remains constrained by limited integration into clinical workflows. Powered by modern AI technologies such as multimodal large language models and world models, Embodied AI (EmAI) represents a transformative frontier, offering enhanced autonomy and the ability to interact with the physical world to address these challenges. As an interdisciplinary and rapidly evolving research domain, “EmAI in healthcare” spans diverse fields such as algorithms, robotics, and biomedicine. This complexity underscores the importance of timely reviews and analyses to track advancements, address challenges, and foster cross-disciplinary collaboration. In this paper, we provide a comprehensive overview of the “brain” of EmAI for healthcare, wherein we introduce foundational AI algorithms for perception, actuation, planning, and memory, and focus on presenting the healthcare applications spanning clinical interventions, daily care & companionship, infrastructure support, and biomedical research. These significant advancements have the potential to enable personalized care, enhance diagnostic accuracy, and optimize treatment outcomes. Despite its promise, the development of EmAI for healthcare is hindered by critical challenges such as safety concerns, gaps between simulation platforms and real-world applications, the absence of standardized benchmarks, and uneven progress across interdisciplinary domains. We discuss the technical barriers and explore ethical considerations, offering a forward-looking perspective on the future of EmAI in healthcare. A hierarchical framework of intelligent levels for EmAI systems is also introduced to guide further development. By providing systematic insights, this work aims to inspire innovation and practical applications, paving the way for a new era of intelligent, patient-centered healthcare.

**Keywords:** Embodied artificial intelligence; Multi-modality; Healthcare; Surgical robot; Large language model; Multimodal large language model; World model

---

## 1. Introduction

Healthcare services play a fundamental role in human well-being, yet they face persistent challenges, including inequities in access [1], inefficiencies in care delivery [2], and a growing demand for personalized solutions to address complex medical conditions [3, 4]. These issues primarily stem from limited and unevenly distributed healthcare resources [5], as well as insufficiently advanced treatment methods [6], often resulting in delayed, inadequate, or sometimes excessive treatments that exacerbate patients’ conditions [7]. Within the confines of current clinical workflows—largely reliant on finite clinical infrastructure, human healthcare professionals, and caregiving staff—these challenges remain difficult to fully overcome. To address these issues, various efforts have been implemented, such as

---

\*Corresponding author (jtchen721@gmail.com).

telemedicine services [8, 9], automated triage systems [10, 11], AI-assisted healthcare monitoring [12], and medical image analysis [13, 14], which have enhanced the precision and efficiency of medical access while contributing to the ongoing transformation of the healthcare landscape. However, they still fall short of providing direct support within existing clinical workflows.

Artificial intelligence (AI) technologies, particularly deep learning approaches, are introducing a new workforce into healthcare practice, driving the ongoing transformation of the healthcare landscape [15, 16, 17, 18, 19, 20, 21]. These methods learn medical and diagnostic knowledge from extensive healthcare data collected across multiple centers, devices, scenarios, patients, and time points, utilizing electronic health records (EHRs), genomic sequences, health monitoring signals, and medical images to perform advanced clinical predictive modeling [22, 23]. This enables early-stage diagnoses [24], facilitates personalized treatment recommendations [25], identifies subtle disease manifestations beyond human discernment [26], and advances biomedical research [27], collectively improving both the efficiency and quality of healthcare services.

However, the translation of modern AI technologies into tangible clinical benefits remains constrained by at least four fundamental challenges: (I) Insufficient multimodal processing. Current AI systems primarily rely on one or several common modalities such as vision, language, and audio, but often lack the capability to process tactile sensations and olfactory cues, which are both more complex and critical in healthcare. The absence of integration for these less-explored modalities limits the effectiveness of AI in addressing the multifaceted nature of clinical tasks and patient care. (II) The separation between development and deployment. Current deep learning frameworks are characterized by a clear separation between development and inference phases, which hinders their continuous evolution in real-world clinical settings. This rigid separation delays adaptation to dynamic clinical requirements and evolving environments, ultimately restricting the systems' capacity for ongoing self-improvement. (III) Insufficient human-machine interaction functionalities. Effective interaction with patients and healthcare professionals is critical for enhancing patient experiences and even improving treatment outcomes. While cutting-edge conversational AI systems, such as ChatGPT and GPT-4, exhibit remarkable interaction capabilities, they often fall short in aligning with treatment objectives and extending beyond verbal communication to encompass behavioral interactions. Such interactions demand advanced reasoning, robust memory retention, and the ability to adapt based on experience. Although recent studies have highlighted the transformative potential of language in therapeutic contexts [28], the mechanisms through which an AI system's linguistic and interactive behaviors can positively impact clinical outcomes—particularly in areas like mental health treatment—remain underexplored [29, 30]. (IV) The absence of pathways from decision-making to action execution. Without embodiment in robotic or assistive devices, AI systems are unable to directly alleviate the workload of healthcare professionals and caregiving staff. While current deep learning models may provide accurate diagnoses and decision support, they rarely translate these insights into actionable diagnostic or therapeutic interventions. Furthermore, ensuring safety during such interventions and maintaining seamless integration within established clinical workflows remain critical challenges that require urgent resolution.

Embodied AI (EmAI) is emerging as a promising approach to addressing these challenges in healthcare scenarios [31, 32, 33, 34, 35, 36]. By integrating AI algorithms, especially multimodal large language models (MLLMs) and world models, with innovations from robotics, mechatronics, human-computer interaction, and sensor technologies, EmAI equips AI algorithms with a physical “body” or tangible medium, enabling direct interaction with the world [37]. The AI algorithms are responsible for executing perception, action control, decision-making, and memory processing, ensuring the seamless operation of EmAI systems. Several recent breakthroughs in AI algorithms have significantly advanced the development of EmAI. For instance, unsupervised learning has enabled AI to extract foundational knowledge from vast data without human supervision [38, 39, 40, 41, 42]; interactive perceptual learning [43] has empowered EmAI systems to comprehend causal relationships of objects and assess the interaction possibilities and feasibility of engaging with various objects [44]; cross-modality fusion techniques have been extensively developed to integrate and leverage complementary information from diverse sources [45, 46]; deep reinforcement learning allows AI systems to learn optimal behaviors through feedback from the environment [47, 48, 49, 50, 51, 52]; and advancements in large language models (LLMs) [53, 54, 55, 56, 57], MLLMs [58, 59, 60, 61, 62, 63], vision-language-action (VLA) models [64, 65, 66, 67] and even world models [68, 69, 70] have provided AI systems with enhanced communication capabilities, reasoning abilities, and action-planning capabilities, particularly for tasks like navigation and manipulation [71, 72]. Thanks to these achievements, the development and usability of the “EmAI brain”

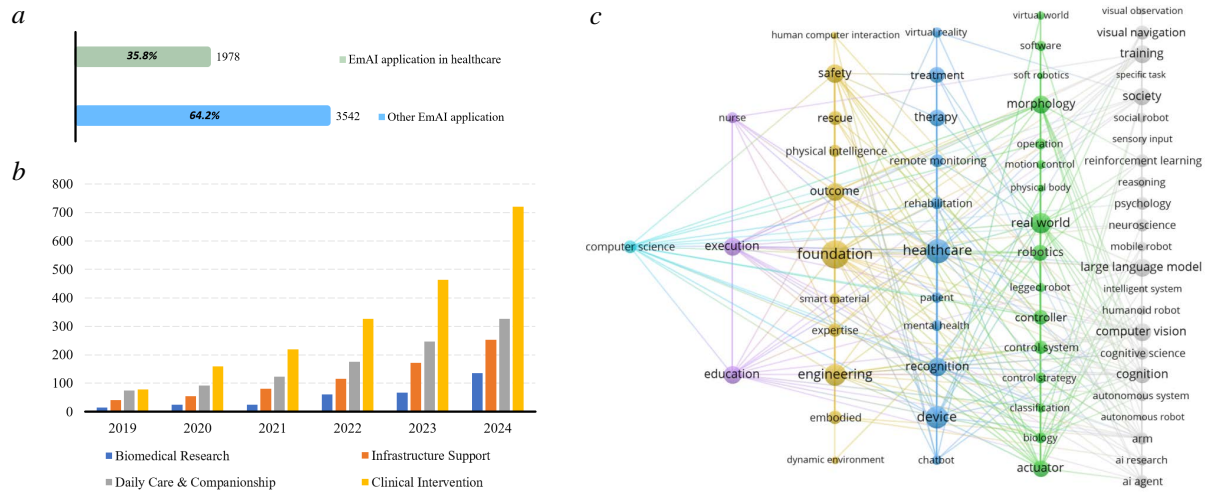


Figure 1: Overview of embodied AI in healthcare research. (a) The proportion of healthcare-specific EmAI studies among all EmAI publications (as indexed by *Google Scholar*) from 2019 to 2024, reflecting the growing focus on healthcare within this field. (b) Publication trends (2019–2024) for EmAI applications in healthcare. The growing research interest is illustrated across four key areas in healthcare: Biomedical Research, Infrastructure Support, Daily Care & Companionship, and Clinical Intervention, reflecting the increasing recognition of EmAI’s potential to address diverse healthcare challenges. (c) A keyword co-occurrence network was generated using *VOsviewer* [73], based on *Web of Science* data spanning 2019 to 2024, showcasing core concepts and applications of EmAI in healthcare. Keywords extracted from article titles and abstracts are represented as nodes, with node size indicating frequency and links representing co-occurrence relationships. The network demonstrates a strong trend of interdisciplinary collaboration among fields such as computer science, engineering, and robotics to build holistic EmAI systems for the healthcare applications.

have significantly advanced, enabling more sophisticated, adaptive, and context-aware EmAI systems <sup>1</sup> capable of functioning in dynamic healthcare environments.

Advances in EmAI are driving transformative applications across various fields, with healthcare emerging as a leading domain, which accounts for approximately 35% of the field’s work [74, 27], as illustrated in Figure 1(a). Notable examples include surgical robots [75] and companion robots [76], which are becoming increasingly widespread. Figure 1(b) highlights the remarkable growth of EmAI research in key healthcare domains, including biomedical research, infrastructure support, daily care & companionship, and clinical intervention. Notably, the total number of publications in 2024 is nearly sevenfold that of 2019, with clinical intervention research showing the fastest growth while maintaining a substantial share across these domains. Such achievements are underpinned by the integration of insights from multiple disciplines. As depicted in the keyword co-occurrence network (Figure 1(c)), the dense interconnections across domains highlight how advancements in one field catalyze progress in others, emphasizing the pivotal role of interdisciplinary collaboration in revolutionizing healthcare. Notable contributions stem from breakthroughs in foundation models, large language models, computer vision, cognitive science, sociology, and robotics, collectively shaping the future of EmAI applications in healthcare. Building on these research achievements, EmAI has been profoundly transforming healthcare by enhancing patient care and operational efficiency. It enables robotic diagnostics [77], precise surgical interventions [78], and personalized rehabilitation therapies [79], not only streamlining medical workflows but also delivering improved health outcomes and reduced recovery times [80]. Beyond clinical applications, EmAI provides meaningful companionship [81] and emotional support [82], offering particular benefits to vulnerable groups such as children, the elderly, and individuals with disabilities or chronic illnesses, thereby alleviating the burden on healthcare providers. In addition, EmAI is redefining biomedical research by automating experimental processes and analyzing large-scale datasets, enabling researchers to generate insights and conduct experiments with unprecedented speed. These advancements have accelerated the discovery of medical mechanisms [83, 84, 85], therapeutic targets [86, 87], and disease prevention strategies [88, 89], driving innovation across

<sup>1</sup>In this review, we primarily focus on the core component of an EmAI system—the AI system, often referred to as the “brain” of EmAI. For the sake of clarity, we do not make a strict distinction between the “brain” of EmAI and the overall “EmAI” system in the following discussion.

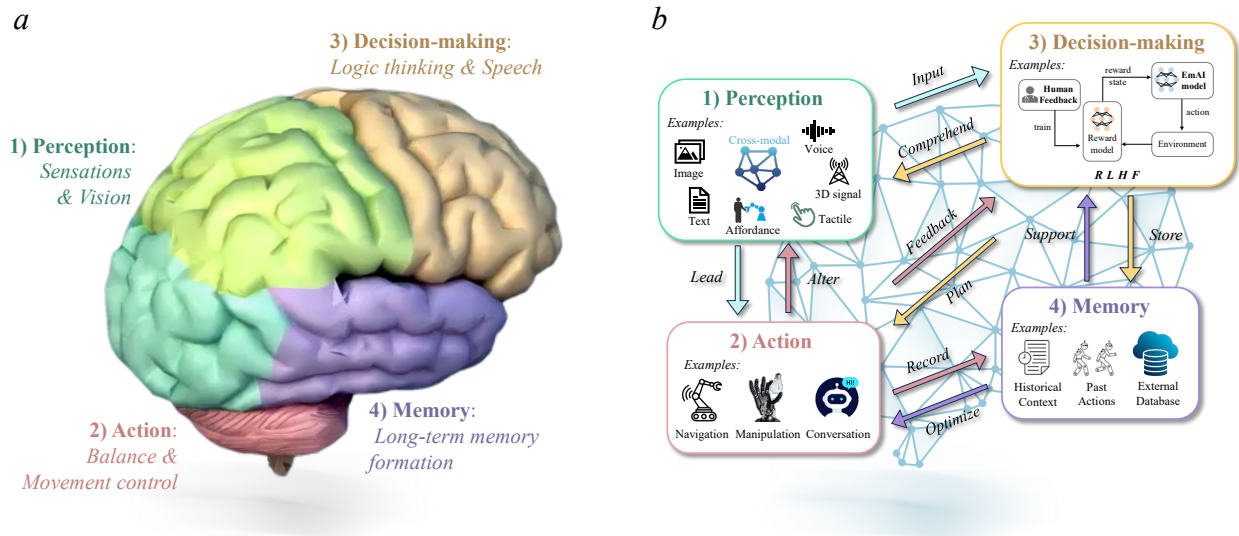


Figure 2: An overview and the function of embodied AI’s “brain”. (a) The human brain comprises specialized regions responsible for perception (e.g., parietal and occipital lobe), action control (e.g., cerebellum), decision-making (e.g., frontal lobe), and memory (e.g., hippocampus). (b) Similarly, the “brain” of embodied AI system is designed to emulate these functions, with interconnected modules for multi-modality perception, decision-making, action control, and memory. These components work synergistically, exchanging feedback and supporting adaptive behavior.

the biomedical landscape.

Despite significant advancements [35, 90, 91, 92, 93, 94, 95, 96], the development of EmAI for healthcare remains in its infancy and faces multiple challenges. Current efforts often concentrate on isolated components of EmAI [80, 97, 98], such as developing advanced algorithms [99, 100], improving workflows [101, 102], or curating data sets [103, 104], without achieving integration into comprehensive systems. To realize the full potential of EmAI, cross-disciplinary collaboration is essential to bridge these fragmented contributions and build cohesive, end-to-end solutions. Moreover, research has predominantly focused on high-profile applications, such as surgical robotics [77, 105, 106, 78, 107, 108, 109, 110], while other promising areas, including mental health interventions [91, 92], remain underexplored. This uneven distribution of attention limits the broader impact of EmAI across diverse healthcare needs. Additionally, while companion robots have shown potential, most are reactive rather than proactive [81], restricting their ability to anticipate and address patient needs autonomously [111, 112]. Similarly, biomedical research robots face difficulties in maintaining precision and reliability in the inherently complex and dynamic environments of medical research.

Additionally, the development of EmAI for healthcare continues to encounter significant technical challenges. First, EmAI development is typically carried out on simulation platforms, which often fail to accurately replicate real-world environments. This discrepancy presents a major challenge in bridging the gap between simulations and real-world applications. Additionally, as EmAI systems may directly interact with the real world, ensuring safety becomes even more critical, especially in medical tasks [113, 114, 115]. Second, although EmAI systems rely on large datasets, the acquisition of large, ethically sourced, domain-specific real-world datasets in healthcare is hindered by privacy regulations and complex clinical workflows, creating significant barriers to the development of healthcare-specific EmAI. Other challenges, such as ethical considerations [116, 117, 118, 119] and economic and societal implications [120, 121], were also expected to be addressed.

Given the promising potential and numerous benefits of EmAI for both patients and healthcare professionals, as well as the existing challenges, a timely summary of these aspects is crucial for advancing the field and fostering interdisciplinary collaboration. In this review, we summarize and discuss recent and emerging applications of EmAI in healthcare, highlighting key factors that could significantly impact patient outcomes and healthcare practices. In Section 2, we provide a concise overview of the technologies that underpin the “EmAI brain”, covering four essential capabilities: perception, actuation, high-level planning, and memory. While our focus is not on delving into the technical foundations of EmAI (for technical reviews, see [122, 123, 65]) or its general applications in robotics (refer

to [124, 125, 37]), we present the first comprehensive review centered on healthcare applications of modern EmAI, particularly in clinical interventions, daily care & companionship, infrastructure support, and biomedical research (discussed in Section 3). We also summarize their progress and limitations, categorizing EmAI into five levels of intelligence and illustrating each with examples from various healthcare domains (see Section 4). This framework aims to guide researchers and practitioners in understanding the evolution and stages of EmAI in healthcare. Datasets and benchmarks for diverse healthcare scenarios are summarized in Section 5, while the challenges and opportunities are further outlined in Section 6, with the aim of guiding researchers towards relevant fields, applications, and data foundations for future exploration.

## 2. Basic AI Techniques for Embodied AI

EmAI is gaining momentum thanks to advancements across multiple fields, particularly the breakthroughs in AI. To ultimately replicate human-like behavior in real-world contexts [126], a comprehensive EmAI “brain” should encompass multiple modules to conduct perception, action control, decision-making, and memory. Similar to the human brain, which consists of several specialized but interconnected functional regions (see Figure 2(a)), these integrated capabilities enable EmAI systems to interact with and adapt to complex real-world environments [127, 128, 129, 124], as illustrated in Figure 2(b). Here, we outline key approaches that support these functions, categorized into embodied perception, low-level actuation, high-level planning, and memory processing, along with their detailed breakdowns, as shown in Figure 3. We will also summarize the major achievements in this section.

### 2.1. Embodied Perception

Perception is a core mechanism by which EmAI systems interpret sensory data from their environment. This process involves handling high-dimensional, multimodal, and often noisy inputs from sensors such as cameras, microphones, and tactile devices. This section classifies embodied perception from three key aspects: sensory perception, cross-modal perception, and interactive perception. Sensory perception forms the basis for other system functionalities and integrates directly with existing single-modality foundation models [130, 131, 132, 133, 134, 135, 136, 54, 55, 80]. To achieve a richer understanding of the environment, multimodal AI algorithms [137, 138, 139, 140] enable cross-modal information integration, aligning with the inherently multimodal nature of the real world. The integration of multimodal data from different devices allows robots to combine sensory inputs such as vision, touch, and speech to make more informed decisions [141]. Interactive perception, which further learns object affordances, represents a pivotal step in bridging perception and action, highlighting its significance as the next frontier in EmAI perception. We will delve into cross-modal and interactive perception in greater detail in the following sections.

#### 2.1.1. Cross-modal Perception

Cross-modal perception integrates information from multiple modalities to achieve a holistic understanding. To efficiently aggregate and align multimodal information, current pre-trained models establish foundational cross-modal representations, enabling downstream multimodal tasks that can be reformulated into challenges such as Visual Language Navigation (VLN) and Embodied Visual Question Answering (VQA), *etc.* Recent studies [142, 143, 144, 145, 146, 147, 148, 149] predominantly adopt three primary architectural paradigms to achieve effective cross-modal perception:

One prevailing strategy employs *separate encoders*, where each modality is processed independently before fusion. The similarity among cross-modal representations is then computed and optimized to project multimodal information into a shared representation space, often achieved using contrastive loss functions [150, 151, 152, 153]. Taking two two-modality processing as an example, representative dual-encoder models include CLIP [154], ViLT [144], and ALIGN [148]. Additionally, some approaches align multimodal representations with language representations, positioning language as a central anchor to bridge diverse modalities (e.g., video, audio, etc.) and ensure semantic

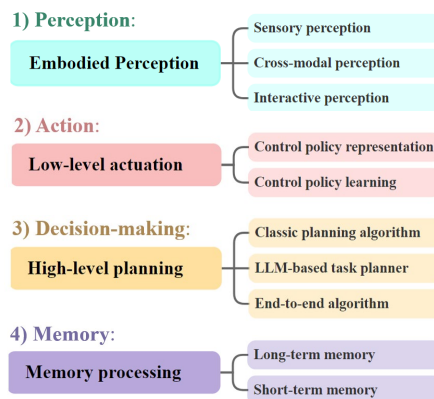


Figure 3: A detailed breakdown of EmAI core functionalities, with key approaches that support them.

consistency [155]. In most cases, the language encoder is pre-trained on large-scale datasets and remains fixed, while each modality is assigned a dedicated upstream encoder for semantic alignment. This design effectively preserves the model’s ability to incorporate new modalities, making it particularly suitable for tasks requiring strong semantic alignment, such as zero-shot learning and cross-modal retrieval. Some approaches [156] leverage pre-trained MLLM to convert all modalities to texts before encoding them, which makes unseen modalities can be efficiently dealt with in inference. However, due to the relatively shallow level of modality interaction, separate encoder frameworks exhibit limited performance in complex scene understanding tasks [157, 158, 159, 160, 161].

Deeper cross-modality interaction is often achieved by employing a *shared encoder* to learn comprehensive cross-modal representations. These shared encoders typically leverage multi-layer Transformers that encode multimodal inputs through representation fusion techniques such as cross-attention mechanisms [162, 163, 149, 164] or feature-wise linear modulation (FiLM) [145, 165, 146]. Representative shared encoder frameworks include ViLBERT [166], LXMERT [167], and UNITER [168]. By using deep fusion encoders, this architecture learns more generic cross-modal representations and achieves superior pre-training efficacy for visual reasoning tasks [169, 170, 171, 172] and few-shot tasks [173, 174, 175, 176, 177]. However, it introduces quadratic (for two modalities) or cubic (for three modalities) time complexity, as it requires interaction between all possible modality pairs. This results in significantly slower inference speeds, limiting its practical applicability. Moreover, bridging the cross-modality gap with a single parameterized model remains challenging, further complicating its deployment in real-world scenarios.

Therefore, a combination of the aforementioned approaches, referred to as the *combination architecture*, has also been proposed. Typically, these methods employ separate encoders for modality-specific feature extraction alongside a shared encoder for joint feature learning. Furthermore, *techniques aimed at reducing computational overhead*, such as Mixture-of-Modality-Experts (MoME) [157, 143, 178, 179], Mixture-of-Prompt-Experts (MoPE) [180], effective self-attention [181, 182], and Multi-directional Adapter [147] utilize sparse routing or modular expert networks to efficiently manage modality-specific information while minimizing computational costs.

### 2.1.2. Interactive Perception

Interactive perception involves physical actions—such as manipulating objects, changing viewpoints, or probing the environment—to resolve ambiguities, learn object properties, and refine multimodal representations [183, 184, 185]. By leveraging exploratory actions, it allows EmAI systems to enhance or extend their perception abilities in object recognition [185], scene understanding [186], or manipulation in dynamic and unstructured environments [183], etc. In robotic manipulation, interactive perception gathers data through exploration to identify potential actionable regions of objects and understand their functional possibilities. This process, *a.k.a.* affordance learning, further benefits EmAI systems by guiding and optimizing their future interactions.

With affordance learning, action plans can be nominated through two key approaches: supervised learning from human demonstrations [187, 188] and reinforcement learning from robotic trial-and-error interactions [189, 190]. Pioneering approaches like Where2Act [191] enable robots to identify the most effective interaction strategies for various parts of an object, and Where2Explore [192] generalize affordance knowledge to similar object parts, enabling robots to adapt to unseen objects with limited prior experience. Additionally, by integrating reinforcement learning, RLAfford [193] facilitates end-to-end affordance learning, enabling robots to adapt seamlessly to a wide range of manipulation tasks.

## 2.2. Low-level Actuation

Low-level actuation is a fundamental component of EmAI systems that leverages various action control policies to determine real-time motor control based on perceptions [194]. In this section, we explore the process of low-level actuation by dividing it into two core phases: control policy representation and control policy learning. The phase of *policy representation* showcases the framework for encoding robotic behaviors, ensuring that policies are expressive enough to capture intricate actions while remaining computationally efficient and adaptable to diverse scenarios. Building on this foundation, the *policy learning* phase focuses on how robots select and optimize these behaviors through advanced algorithms including reinforcement learning, imitation learning, and hybrid strategies. Together, these two phases form a cohesive framework that equips robots with the ability to act autonomously and achieve predefined objectives. Table 1 summarizes representative low-level control policies.

Table 1: Summary of Low-level Control Policies.

Task	Type	Research references
Policy Representation	Explicit Policy	Mixture of Gaussians [195], Categorical [196], DDPG [197], TD3 [198], SVG [199], REINFORCE [200]
	Implicit Policy	EBMs [201, 202, 203], Implicit BC [204], Soft Q-Learning [205], IDAC [206], Energy-Based Concept Models [207], EBIL [208], ContactNets [209]
	Diffusion Policy	XSkill [210], NoMaD [211], Decision Diffuser [212], DALL-E-Bot [213], ChainedDiffuser [214], GSC [215], HDP [216], Equibot [217]
Policy Learning	Reinforcement Learning	Visual dexterity [218], DAPG [219], DDPGfD [220], ViSkill [221], Soft Actor-Critic [222], SAM-RL [223], MT-Opt [224]
	Imitation Learning	GAIL [225], ValueDice [226], DeepMimic [227], AMP [228], MPI [229], Vid2Robot [230], Ag2Manip [231]
	RL & IL Combination	AC-SSIL [232], Guided Policy Search [233], Reward Shaping [234], UniDexGrasp [235]

### 2.2.1. Policy Representation

Three types of policy representations were widely used in current EmAI systems. I) **Explicit policies** [195, 196] is a common approach in behavior cloning [236] that maps directly from observations to actions. It can be viewed as a regression task designed to learn a mapping function, typically implemented via neural networks, to reproduce the behavior of the demonstrators. According to the output actions, deterministic policies [197, 237, 198] provide fixed options, while stochastic policies [199, 238] encourage exploration by introducing randomness or initializing with high entropy. While straightforward to implement, explicit policies struggle with complex tasks due to insufficient expressive capability. II) **Implicit policies** [204, 239] such as Energy-Based Models [201, 202, 203], they indirectly represent the policy through an energy function that defines the preference distribution in the state-action space, making them more suitable for multimodal distribution tasks. III) **Diffusion policies**, inspired by Denoising Diffusion Probabilistic Models (DDPMs) [240], create a policy with the conditional generative model [212] and generate actions by refining noise, offering multimodal, expressive representations with applications in offline reinforcement learning [241] and vision-based manipulation [242]. While promising, diffusion policies require further optimization to improve sampling efficiency and inference speed in complex action spaces.

### 2.2.2. Policy Learning

Policy representation serves as the foundation for policy learning, enabling the encoding of behaviors that robots can execute. Based on policy representations, various learning algorithms, such as reinforcement learning [243, 244, 245], imitation learning [246, 236, 225], and hybrid approaches combining the two [233, 234], are employed to iteratively adjust and optimize the policy.

**Reinforcement Learning** (RL) methods aim to optimize policies through trial-and-error interactions with the environment, guided by a scalar reward signal that encodes task performance. Recent RL algorithms can be broadly categorized into value-based, policy-based, and actor-critic approaches. Value-based methods, such as Deep Q-Networks (DQN) [247], estimate action values using temporal difference learning, enabling discrete action selection based on the greedy policy. In contrast, policy-based methods, like Proximal Policy Optimization (PPO) [248] and Trust Region Policy Optimization (TRPO) [249], directly optimize the policy in continuous action spaces by minimizing divergence between successive policies to ensure stable learning. Actor-critic methods [250] combine these paradigms, where an actor (policy) generates actions, and a critic (value function) evaluates them, providing gradients to optimize the policy iteratively. However, RL algorithms often suffer from challenges such as sampling inefficiency, high exploration costs, and instability, which hinder their practical applications in complex environments.

**Imitation learning** (IL) provides an alternative by directly learning from expert demonstrations. These algorithms bypass the need for explicit reward functions, training policies to replicate expert behaviors using supervised learning techniques. Methods such as behavioral cloning [204, 251] minimize the discrepancy between predicted and expert actions, while inverse reinforcement learning [252, 253] aims to infer the underlying reward function from demonstra-

tions. Although IL accelerates learning by reducing exploration, it struggles with covariate shift, where small errors during policy execution compound over time, limiting generalization in novel scenarios [254].

**A hybrid approach that combines RL and IL** leverages the strengths of both. Typically, policies are initialized with expert demonstrations to accelerate training using IL, and then refined by RL to adapt to dynamic environments [255, 254, 256]. There are also approaches such as Guided Policy Search [233] or Reward Shaping [234], which integrate demonstration data into the RL process, enhancing both data efficiency and generalization. These combinations bridge the gap between the efficiency of the IL and the adaptability of the RL, improving the low-level actuation capability to execute actions in real-world scenarios.

### 2.3. High-level Planning

Low-level actuation can only meet the needs of simple, reactive tasks, but it struggles to handle the complexity of planning long-horizon tasks with multiple sub-tasks. To address this limitation, high-level planning algorithms have been developed. **Classic planning algorithms**, such as A\* algorithm [257, 258, 259, 260], Dijkstra’s algorithm [261, 262, 263], and the probabilistic roadmap (PRM) approaches [264, 265, 266, 267], serve as foundational methods in this domain. Despite their significant influence and effectiveness in structured environments, these algorithms encounter substantial challenges in real-world scenarios, particularly in high-dimensional state spaces and under conditions of partial observability. Recent research employs LLMs as high-level planners in embodied systems, bridging cognitive reasoning and physical task execution by translating abstract instructions into actionable robotic tasks [268, 65]. Table 2 summarizes representative approaches of different high-level planning methods.

**LLM-based task planners** typically break down high-level goals into a sequence of executable subtasks [269, 270, 271]. Typically, there are two main paradigms: **code-based planners** and **language-based planners**, as shown in the Figure 4. Code-based planners [272, 273, 274] operate by selecting from a pre-defined set of modular skills or functions, invoking them via APIs to execute tasks step by step. They excel in highly controlled workflows requiring safety and reliability, where predefined APIs or modules can ensure predictable outcomes. Representative code-based planners such as the DEPS framework [275] further emphasize “self-explanation” to better exploit the capabilities of LLMs, where an LLM generates plans, explains failures, and uses environmental feedback to aid in re-planning. In addition, by transforming observation sequences into 3D scene graphs using visual language models, Concept-Graphs [274] helps the LLM reason about spatial and semantic relationships in task planning. These methods benefit from the deterministic nature of pre-programmed functions, reducing ambiguity in execution. However, their dependency on predefined skills makes them less adaptable to unexpected changes or tasks outside the pre-programmed domain.

Language-based planners [276, 277, 278] show better flexibility without using predefined functions. In open-ended domains like creative problem-solving, customer support, or planning in uncertain environments, language-based planners can use contextual cues to refine and adjust their instructions in real-time. Additionally, these methods dynamically integrate diverse feedback—ranging from success indicators to human inputs—without necessitating additional training for the LLMs. These adaptive feedback and re-planning mechanisms [279, 275, 280] enable systems to recover from unexpected states, offering more flexibility to novel environments. This adaptability, however, can sometimes come at the cost of consistency or precision [123]. Moreover, by integrating MLLMs’ capabilities, EmAI systems like Socratic models [281] effectively translate non-language inputs into unified language descriptions through multimodal informed prompting. This approach not only streamlines information exchange across different modalities through MLLMs but also enhances robot perception and planning tasks [282, 123, 283].

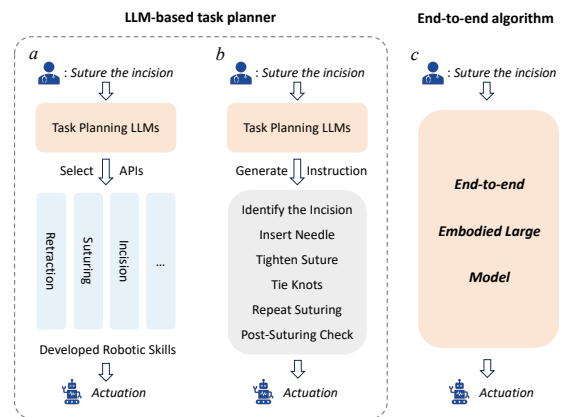


Figure 4: Three main approaches of high-level planning, using surgical robots as examples. (a) Code-based LLM task planners select and execute pre-developed robotic skills (e.g., retraction, suturing, incision) in actuation. (b) Language-based LLM task planners generate detailed task-specific instructions (e.g., identify the incision, insert needle, tie knots) for dynamic planning and execution. (c) End-to-end embodied large models directly integrate planning and execution in a single model.



The high-level reasoning capabilities of LLMs have been further enhanced by integrating causal inference techniques [284], transforming their planning ability from mere prediction to more logical and explanatory processes. This line of research encompasses prompt-based interventions, such as Chain-of-Thoughts [285, 286], Tree-of-Thoughts [287], and Graph-of-Thoughts [288], as well as interventions targeting inner LLM components [289] and causal graph abstraction [290, 291]. Furthermore, Reinforcement Learning from Human Feedback (RLHF) has been pivotal in fine-tuning LLMs by leveraging human evaluations to guide model behavior [292, 293], enabling EmAI to behave more like humans and demonstrate improved explainability.

**Planning with end-to-end Embodied Large Models.** These algorithms stand out by directly mapping high-level instructions to low-level actions, seamlessly integrating perception, planning, and control into a unified system. Recent research shows that these systems leverage deep reinforcement learning and imitation learning to streamline planning and decision-making in complex environments, often surpassing modular pipelines in adaptability and robustness [294, 295]. Notable frameworks such as SayCan [296], PaLM-E [297], and EmbodiedGPT [298] are designed to combine vision encoder embeddings with planning data from LLMs, directly informing the robotic policies for immediate action. However, training embodied end-to-end systems typically requires large-scale datasets. To address this need, simulation data is widely used for its efficiency and safety, though challenges arise from discrepancies in physics, sensors, and real-world complexity. Strategies such as domain randomization [299], domain adaptation [300], and hybrid approaches [301] have been developed to enhance adaptability and bridge the sim-to-real gap, improving real-world performance. In addition, it is also important to design benchmarks to evaluate the embodied decision-making capability among different LLMs [302].

Table 2: Summary of High-level Planning Approaches.

Methods	Research references
<b>Classic planning algorithm</b>	A* algorithm-based planners [259, 260], Dijkstra’s algorithm [262], PRM planners [264, 267]
<b>LLM-based planner</b>	Code-based: Code-as-Policies [273], ProgPrompt [303], Instuct2Act [304], ChatGPT for Robotics [272], Chain of Code [305], DEPS [275], ConceptGraphs [274]
	Language-based: Natural Language as Policies [306], Inner Monologue [276], Statler [307], LLM-Planner [277], ReAct [278], Socratic Models [281]
<b>End-to-end algorithm</b>	EmBERT [308], SayCan [296], PaLM-E [297], MS-PCD [309], Zero-Shot Trajectory [310], EmbodiedGPT [298], Planning as Inpainting [311], LID [312], (SL) <sup>3</sup> [313], LACMA [314], LEO [315]

#### 2.4. Memory Processing

Memory serves as a repository for past experiences and knowledge, allowing systems to learn from historical data, adapt to new situations, and make informed decisions based on accumulated insights [316]. Memory in EmAI systems is typically divided into short-term memory and long-term memory, each serving complementary functions.

**Short-term memory** employs mechanisms such as in-context prompts [317, 296, 318] and latent embeddings [319, 320] within LLMs to manage immediate data needs during interactions. This type of memory often holds data from ongoing interactions and is critical in settings involving dialogues and environmental feedback. For instance, chatbots maintain conversation histories to facilitate ongoing exchanges, while EmAI systems may use textual representations of environmental feedback as a form of short-term memory, aiding in immediate reasoning tasks [278]. This allows EmAI systems to temporarily prioritize new over old information and adapt to new situations with recently learned knowledge.

**Long-term memory** serves as a foundational component by storing vital, factual knowledge that influences EmAI systems’ actions and their understanding of the world [27]. The integration of long-term memory allows LLMs to leverage past experiences during inference, thereby enhancing their self-evolution capabilities and proficiency in handling complex tasks [321, 322, 323]. Long-term memory is structured into internal and external systems: the internal memory is embedded within the AI model’s own architecture through model weights, enabling swift, direct

zero-shot application of learned information [324, 325], while the external memory, stored in separate databases or knowledge graphs, requires active retrieval and integration for usage [326, 327, 328, 329, 330, 331]. To stay current, long-term memory stored in models can be dynamically updated through fine-tuning techniques, such as supervised fine-tuning (SFT) [332], instruction fine-tuning (IFT) [333], and parameter-efficient fine-tuning (e.g., LoRA) [334, 335], while the external memory is updated by directly improving external databases.

### 2.5. Synergistic Integration

The aforementioned four key functionalities are often initially developed independently but must be effectively integrated to construct a comprehensive EmAI system. Integration approaches such as MemoRAG [336] and Reflexion [337] enhance high-level planning processes by retrieving relevant information [338, 339, 340] or summarizing past experiences [341, 342] from memory modules. These methods improve adaptability to dynamic environments and enable more rational decision-making. Closed-loop approaches, including RoboGolf [343], LyRN [344], and AlphaBlock [345], integrate perception and actuation modules, leveraging feedback to refine observations and dynamically update control signals. This integration facilitates precise action adjustments and supports effective multi-step planning. Besides, active and interactive perception systems [185, 44, 346] take this a step further by engaging in real-time interactions to explore object properties, update environmental contexts, and refine decisions based on immediate outcomes. The resulting actions and observations are stored in the EmAI memory, which can be used to construct multimodal knowledge graphs integrating physical properties, concepts, affordances, and intentions for future use [347]. The modern AI alignment approaches that combine modules [348, 349] and foundational models that encompass all functionalities of these modules [350, 351] are also being widely researched as promising areas [352, 353]. However, there is still a lack of a highly compatible, efficient, and effective unified architecture capable of integrating various developed modules. Achieving alignment and seamless integration among these modules, while minimizing development (e.g., fine-tuning), remains an open challenge.

## 3. Applications of Embodied AI in healthcare

This section presents healthcare applications and products of EmAI systems across four key domains: *Clinical Intervention*, *Daily Care & Companionship*, *Infrastructure Support*, and *Biomedical Research*.

- **Clinical Intervention** involves targeted actions to treat or manage medical conditions, and EmAI systems can provide robot-assisted diagnosis [77], precision intervention [354], and personalized postoperative rehabilitation [355].
- **Daily Care & Companionship** relies on AI-driven robots to assist the elderly and individuals with disabilities by monitoring health, aiding mobility, and providing emotional support, improving quality of life and reducing caregiver burden.
- **Infrastructure Support** benefits from EmAI systems that improve efficiency and safety through tasks like emergency response, pharmaceutical distribution, environmental disinfection, and patient transport.
- **Biomedical Research** leverages EmAI systems to accelerate discoveries by automating experiments, conducting high-throughput analyses, and interpreting complex biological data.

### 3.1. Clinical Intervention

EmAI systems have been extensively applied in clinical interventions, spanning the pre-intervention, in-intervention, and post-intervention phases [77, 354, 355]. We outline their primary roles in this section, as shown in Figure 5.

#### 3.1.1. Pre-Intervention Stage

Recent improvements in EmAI-related technologies for pre-intervention diagnostics and assessments are shaping a new AI-clinician collaboration in the intelligent hospital [356, 357, 358]. EmAI plays various roles in this context, reducing clinicians' workloads and accelerating diagnostic workflows.

**Virtual triage nurse.** In modern smart healthcare systems, EmAI-based virtual triage nurses replace human nurses and play a pivotal role in streamlining patient management by directing individuals to the most appropriate clinical

departments. These EmAI systems analyze patient-reported symptoms and conduct department ranking based on symptom descriptions [359, 360, 361]. Beyond symptom-based sorting, advanced triage systems integrate wearable health data and EHR to provide a holistic assessment of conditions [362, 363, 364]. In emergency care settings, these systems can even predict patient outcomes and recommend intervention pathways, significantly shortening response times during critical situations [365, 366, 367, 368]. As healthcare systems become more interconnected, intelligent triage systems are increasingly serving as an efficient tool of future infrastructure [364, 369], enabling seamless coordination between primary care, specialist consultations, and hospital admissions.

**Interactive medical consultant.** Recently, some LLM-based chatbots, such as DISC-MedLLM [370] and HealAI [371], are used to provide instant, reliable, and context-specific responses to medical inquiries, helping patients better understand their symptoms, treatment options, or follow-up care [372, 372, 373]. They can also explain medical conditions, offer personalized recommendations [374, 375], and explain radiology reports [376]. By bridging the gap between patients and complex medical knowledge, interactive medical chatbots not only empower individuals to make informed decisions but also reduce the workload of healthcare professionals [377, 378]. With advancements in LLM reasoning [379], these systems are becoming an essential component of patient-centered smart healthcare solutions. Beyond answering medical questions, these chatbots can also guide patients through administrative processes, such as booking appointments [380, 381] or managing prescriptions [382, 383], thereby easing the burden on healthcare staff [384, 385]. With their ability to operate around the clock, these systems foster greater accessibility and trust in the medical process.

**Imaging analyst.** Another representative area is robot-assisted medical imaging, which not only improves the accuracy of diagnostic processes but also expands the capabilities of medical imaging in complex anatomical assessments. There have been many studies focused on medical image analysis using AI techniques [386, 387, 388], but to support robotic surgery and preoperative robotic diagnosis requires additional requirements including real-time processing [389], 3D spatial understanding [390], and safety compliance [391] beyond high precision. Among medical imaging technologies including ultrasonography, radiology, and endoscopy, EmAI enhances their capabilities in different ways.

For ultrasonography, as it is portable, real-time, non-invasive, and relying on the synchronization of diagnostic and procedural operations, EmAI can serve as a remote assistant to help clinicians conduct remote ultrasound diagnosis [105] and protect themselves from risks against epidemics [392]. For radiology, EmAI can also help clinicians in lesion localization [77, 393, 394], surgical planning [395, 396, 397], intraoperative navigation [398, 399] with a better understanding of the raw imaging and attached report from X-Ray, Computed Tomography (CT), and Magnetic Resonance Imaging (MRI). For endoscopy, EmAI can process endoscopic video feeds in real-time to identify abnormalities [400, 401], such as polyps or early-stage tumors, reduce operator fatigue, enable precise navigation via path optimization [402, 403], and assist in procedural tasks like polypectomy with adaptive, precision-controlled robotic movements [404, 405].

- **Remote ultrasound.** A major benefit of robotic ultrasound is its ability to be remotely operated, facilitating medical diagnosis in remote areas and reducing the healthcare gap between rural and urban communities [105]. One of the most representative remote ultrasound diagnosis methods is image-based visual servoing algorithms [406, 407, 408], which can adjust the probe's orientation and position remotely in real time, dynamically refining the movements and force of robotic arms [409, 410, 109] in response to changes of patient anatomy, or procedural requirements of diagnostics. Complementary methods such as medical image registration [411] have also been proposed to assist robotic ultrasound scanning, improving positioning accuracy [106, 412], performing motion compensation [413, 414], and enabling real-time monitoring [415, 102].
- **Guardian against epidemics.** Another potential usage of robotic medical imaging systems is to use their tele-operated nature as a protective barrier, physically separating healthcare workers from infected patients [392]. This approach helps to address widespread concerns about exposure to infection and allows clinicians to focus on providing high quality care without compromising their safety or that of their patients. Tele-operated robotic lung ultrasound system has gained attention [416, 417] that enabled remote assessment of lung conditions, effectively reducing the risk of viral transmission. Similarly, AI-Corona, a radiologist-assistant framework, enables COVID-19 diagnosis through chest CT scans with faster and more precise assessments while minimizing patient-clinician interaction [418]. Such advancements improve the efficiency and safety of healthcare delivery during pandemics.



Figure 5: Embodied AI applications play critical roles in clinical intervention across the pre-intervention, in-intervention, and post-intervention phases. These systems enhance precision by performing essential functions such as diagnosis and planning, supporting surgical and therapeutic procedures, and facilitating recovery and health management. These EmAI systems can provide prior information or execute follow-up tasks for others, highlighting their potential for integrated development. By unifying these capabilities within a single embodiment, it is possible to create a comprehensive EmAI system for clinical intervention, with the capacity to significantly improve patient care across the entire clinical intervention spectrum.

- Radiology assistant.** Interventional Radiology (IR) [419] focuses on using image-guided, minimally invasive techniques to perform diagnostic and therapeutic procedures. The integration of EmAI is further advancing IR by improving procedural accuracy, safety, and operator control in complex medical interventions. For example, robotic systems have applied CT images to improve the accuracy of localization of lesion areas such as pulmonary nodules [107] and navigated placement of thoracolumbar pedicle screws [420] in both preoperative diagnosis and intraoperative procedures. Similarly, robotic systems leveraging X-ray imaging have enhanced cardiac interventions by enabling precise catheter navigation in endovascular catheterization [421, 422]. MRI-guided robotic interventions have facilitated resection margins targeting in procedures like tumor ablation, providing superior visualization of real-time tissue changes during operations to protect critical structures [423, 424, 425].
- Endoscopic navigator.** The integration of EmAI in endoscopic procedures has significantly enhanced the precision and efficiency of minimally invasive diagnostics and treatments by providing real-time guidance for device positioning and lesion targeting [426, 427]. For example, AI-powered 3D mapping techniques reconstruct anatomical structures in real time, enabling clinicians to navigate complex regions such as the gastrointestinal tract and respiratory pathways with greater accuracy [428]. Robotic-assisted endoscopy further leverages automated control systems that adapt dynamically to patient-specific anatomy and procedural demands [429, 430], thereby improving precision in tasks such as biopsy, polyp removal, and other targeted interventions. Furthermore, these systems incorporate predictive analytics to refine surgical pathways, reduce tissue trauma, and streamline procedural workflows, enhancing safety and operator confidence in endoscopic interventions [431, 432].

In summary, fully autonomous ultrasound system [110], human-centric radiology assistant [433], and flexible robotic endoscope system [434] capable of navigating and adjusting diagnostic examinations with minimal human supervision have been developed, achieving a higher level of intelligence and autonomy. Compared to human-led examinations, they can optimize workflows, improve patient care quality, and ensure a safer environment for all involved in the surgical process. Besides, these systems can also function as a module within a more comprehensive EmAI system such as surgical robots, showcasing opportunities to expand their applications.

### 3.1.2. In-Intervention Procedure

The ongoing integration of EmAI systems into intervention procedures has catalyzed advancements in various fields, including surgical practice, mental health interventions, and beyond. Among these, surgical practice has emerged as the most extensively studied and developed application to date. These systems automate specific surgical tasks and provide critical intraoperative feedback, thereby improving both the execution of operations [435, 436, 437] and the analysis for surgical training [438, 439, 440]. A representative hierarchical EmAI system for automating operations is shown in Figure 6.

Traditional robotic surgery has primarily focused on developing task-specific policies for surgical actions such as suturing [441, 442, 443], tissue manipulation [444, 445], and gauze cutting [446]. The rapid advancements in LLMs and VLAs further enhance the intelligence and versatility of them.

**Surgical planner.** In conventional clinical settings, meticulous surgical planning is made by surgeons at the initial phase of surgery. With EmAI, this process can be streamlined automatically. Emerging VLA models have been applied in this field to generate actionable surgical plans [447]. They allow robots to understand visual cues and instructions in natural language, enabling more intuitive and flexible task execution [123, 448]. In addition, some VLA models facilitate efficient imitation learning to learn from visual demonstrations to learn complex actions. By interpreting human demonstration videos, EmAI systems are able to recognize fine-grained visual concepts including instruments, verbs, and targets [449] and create actionable task plans [450] for robotic systems in surgical settings.

Moreover, surgical planners powered by Vision-Language Models (VLMs) [451], such as SurgicalGPT [452] and LLaVA-Surg [453], can benefit both practical and educational purposes by offering assistance and evaluation during surgical procedures. Through quantifying surgical performance by decomposing complex surgeries into discrete gestures, the impact of different surgical gestures on patient outcomes can be statistically analyzed and used to predict postoperative results through EmAI systems [454]. Similarly, other studies [455] also support that developing precise, computer-aided surgical planning can help improve patient outcomes. It is suggested that equipping the *da Vinci system* [456] with AI-based perceptual capabilities can enhance its ability to understand the operating scenarios, plan surgeries, and execute better operations [436].

While the prior discussion centered around the planning of surgical skills into action-level details, within the contemporary medical landscape, there are complex multi-stage surgeries with long-term plans, dividing complex surgeries into multiple sessions for execution. Such surgeries often involve intricate coordination among surgical teams, precise management of patient health over extended periods, and adaptation to unforeseen intraoperative changes. Compared with traditional surgical planning methods, EmAI can enhance multi-stage planning for complex surgeries by integrating various system modules, such as diagnostic tools [395, 396, 457], real-time monitoring systems [458, 459, 460], and predictive analytics [22, 23] for long-term patient health management. These AI-driven modules facilitate the dynamic adaptation of clinical intervention schedules and strategies based on the assessment of patient conditions during successive surgeries [461, 462]. While significant advances have been achieved in individual EmAI modules, seamlessly integrating them into a fully functional surgical planner with global cognition remains a critical focus for future innovation.

**Surgical operator.** Skillful operators are at the core of every surgical procedure, where precision and timely intervention are crucial. Challenges often arise due to the intricate nature of surgeries and the finite availability of expert operators, which can lead to bottlenecks in patient care. To enhance this, robotic surgery has been a promising trend to offer enhanced precision, dexterity, and minimally invasive approaches to common surgical procedures, leading to improved patient outcomes [463]. In healthcare, a dedicated robot is often more practical and reliable, and has been extensively studied in a variety of settings and shown to provide overall clinical benefits [464].

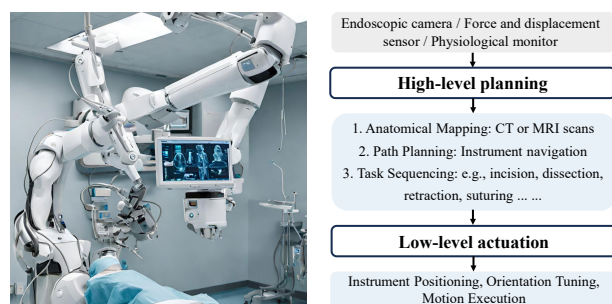


Figure 6: An EmAI system for surgical robotics [465]: it combines strategic planning with precise actuation. This structure optimizes the execution of complex surgical tasks, from detailed pre-operative mappings to real-time adjustments during surgery.

For example, in laparoscopic surgery, there are robotic systems autonomously performing intestinal anastomoses [466] and rectal cancer resection [467] under human oversight. In retinal microsurgery, comprehensive EmAI systems [468, 469] have been developed to integrate real-time surgical object tracking, segmentation, and model predictive control for intraoperative navigation in delicate microsurgical environments wherein precision is decisive.

For general surgical skills, the potential of robotics has also been widely demonstrated. Robots driven by deep learning and active sensing strategies are trained to use needles through the HOUSTON algorithm [470], which can localize, grasp, and hand over unmodified surgical needles to complete precise manipulation. Their good suturing skill that requires a stable and delicate control system has also been proved by the SmartArm robotic system for a neonatal chest surgery [435]. Similarly, for thread detection and interactive perception, real-time robotic approach [437] is presented for autonomously shortening the tail of a surgical suture using a self-supervised learning framework. In complex surgical scenes, multiple EmAI subsystems may collaborate to integrate multi-source perception and support robotic surgery, requiring a robust control system to direct and coordinate their respective perception-cognition-communication-action loops [471]. Beyond visual perception, other modalities including kinematic data [472], audio data [473], language instructions [102], and tactile perception [474] are integrated to form a holistic view of real-world surgical environments.

**Intelligent surgeon-robot interface.** Intuitive user interfaces and advanced responsive systems can significantly bridge the gap between surgeons and robotic tools, reducing the difficulty of surgeon-robot collaboration and facilitating communication and control as a “translator”. Two kinds of intuitive control and sensory feedback approaches were explored. A novel voice control interface [475] for surgical robots using Whisper speech recognition technology allows surgeons to command robots verbally. Sensory gloves [476] that can translate natural hand movements to control robotic tools strive to provide the tactile feedback that is crucial during surgery but is often missing in robotic operations. Furthermore, human-in-the-loop learning systems [477, 478] involve human interaction to guide and refine the learning process of AI models. These approaches ensure that EmAI is continually improved by incorporating human expertise and feedback for better decision making, which is particularly effective and intuitive in the knowledge-intensive surgical environment. An interactive system that allows surgeons to guide the robot’s learning process during surgery can be more reliable by reducing the error rate, while at the same time being less fully automated.

**Surgical navigator.** Intraoperative navigation systems significantly enhance surgical procedures by improving the precision of tool positioning, optimizing surgical pathways, providing real-time feedback, and reducing operative risks. These systems enable surgeons to execute complex surgeries with heightened accuracy and control, minimizing damage to surrounding healthy tissues and improving overall surgical outcomes. Emerging VLN technologies [479, 480] further enable robots to adapt to diverse surgical environments, respond to verbal commands, and navigate autonomously. Researchers have developed models that integrate spatial awareness and task-specific knowledge to enhance robots’ responsiveness to natural language instructions [481, 482].

There are two core components of a surgical navigator, one is the ability to understand and contextualize visual scenes, and the other is safety-oriented path planning and obstacle avoidance. Surgical environments are crowded, and tasks require high precision, making it crucial for AI to correctly identify anatomical landmarks, surgical tools, and other visual cues. Advanced VLN models combine vision transformers and LLMs to enable contextual understanding from both visual and textual inputs [123]. In addition, navigation systems must prioritize safety above all in a surgical setting. AI-driven robots need to navigate within confined spaces while avoiding obstacles, such as surgical instruments, medical staff, or sensitive patient tissues. Path-planning algorithms tailored to the surgical domain incorporate safety constraints and predictive models that anticipate potential obstructions [483, 484]. Techniques such as depth sensing and 3D scene reconstruction are employed to enhance spatial awareness [485, 486, 487], which allows robots to navigate autonomously while ensuring they remain within a safe operating range.

Embodied AI not only assists in the execution of surgical tasks but also enhances intraoperative decision-making through precise feedback and comprehensive analysis.

**Real-time operation consultant.** The modern surgical environment typically involves processing vast amounts of real-time information. Complex procedures generate extensive visual and contextual data, such as live video feeds, laparoscopic images, and robotic surgery footage, which must be rapidly interpreted under high-pressure conditions. Simultaneously, even experienced surgeons may encounter scenarios that exceed their expertise, and reliance on human judgment alone can lead to inefficiencies or errors. To bridge these gaps, AI-powered question-answering approach that are capable of interpreting surgical contexts and providing precise and in-time answers is an essential

innovation. Some EmAI systems capable of answering questions based on visual data from surgical environments have emerged [488, 489, 490]. These functionalities are typically enabled by VQA and image captioning approaches, and recent advancements [453, 491, 448, 492, 493, 494, 495] employing novel Vision-Language Pretraining (VLP) techniques in surgery-specific VQA and image captioning tasks have further enhanced the capabilities of EmAI systems, where pre-trained multimodal models are fine-tuned with surgery-specific VQA datasets.

**Surgical operation coach.** The increasing complexity of surgical procedures, combined with the limited availability of experienced mentors for young trainees, has created significant challenges in providing adequate education for novice surgeons. This training gap exacerbates the global shortage of skilled surgical professionals. Robotic surgical operation coaches, integrated with advanced EmAI algorithms, offer a promising solution to this pressing issue. Researchers have developed EmAI models capable of real-time recognition and prediction of surgical gestures and trajectories [496, 497, 498, 499, 500]. To achieve a comprehensive understanding of the surgical environment, it is crucial to undertake a multi-granular analysis of surgical activities. This includes long-term tasks, such as recognizing surgical phases and steps, as well as short-term tasks, such as segmenting surgical instruments and detecting atomic visual actions [501]. Through these advancements, surgical operation coaches can analyze the intricate sequences of surgical activities, providing objective evaluations of surgical skills [502, 503, 504, 505, 506, 507]. These evaluations deliver constructive feedback, enabling trainees to refine their techniques and accelerate their learning curve.

**Patient digital twin.** A patient digital twin represents a detailed, dynamic model of a patient's biological systems or a part thereof (e.g., anatomy), created using comprehensive and accurate medical data such as imaging studies, physiological measurements, and diagnostic results [114]. It is often combined with advanced visualization devices (e.g., VR/AR) to provide interactive observations, and surgeons can plan, simulate, and optimize surgical pathways based on them [508, 509]. AI-based digital twin creation technology facilitates the identification of surgical patterns [438], prediction of complications or procedural outcomes [509], and generation of medical reports [510, 511]. This technology is often employed to accelerate the learning curve of novice surgeons, helping them familiarize themselves with anatomical structures, surgical procedural contexts, and disease progression [512, 513, 514, 515, 516]. Furthermore, multiple downstream applications have benefited from the surgery digitization process [517]. Clinicians can practice surgical skills and explore human anatomy without relying on real anatomical models using digitalized surgical platforms [518], overcoming the limitation of high costs and scarce training samples. It also offers a digital and accurate platform for robots to train on, improving safety and reliability before deployment in actual surgical procedures [519]. Another approach involves photorealistic surgical images [520] and videos [521] synthesis to benefit the training process of EmAI systems, mitigating challenges related to the high costs and ethical concerns of obtaining surgical data.

The developments in EmAI systems for operation and related supporting roles are reshaping surgical practices by enhancing efficiency and precision. These systems provide valuable products and analysis, crucial for both current surgical procedures and the training of future surgeons. However, EmAI-based interventions encompass more than just surgical applications, which are crucial; they also extend to interventional fields including mental health therapy.

**Mental healer.** EmAI-powered systems leverage advanced emotional recognition, speech analysis, and behavioral pattern detection to assess mental health conditions in real time [522, 523]. Virtual therapists, driven by AI, provide personalized cognitive behavioral therapy (CBT), mindfulness training, and emotional counseling, making mental health support more accessible to underserved populations [524, 525, 526, 527, 528]. Beyond digital therapy platforms, EmAI is being integrated into immersive environments, such as VR-based exposure therapy for phobias or PTSD [529, 530, 531, 532, 533], offering dynamic adjustments to therapy based on physiological feedback like heart rate or eye tracking. EmAI also enhances long-term monitoring through wearable technologies, detecting early warning signs of mental health decline and enabling timely interventions [534, 535, 536, 537], creating a seamless ecosystem of continuous, adaptive, and personalized mental health care.

### 3.1.3. Post-Intervention Stage

The field of postoperative rehabilitation is crucial for enhancing patient recovery and quality of life after surgical interventions or disease treatments. Traditional methods, while effective, often require intensive human resources and cannot always offer customized therapy. EmAI introduces a promising solution to rehabilitative care, providing continuous, adaptive, and patient-centered care [538].

**Intelligent exoskeleton.** Emerged EmAI systems [539, 540] have been designed to assist patients in regaining mobility and strength during physical rehabilitation, offering guided exercises, precise motion assistance, and adaptive

feedback for individuals with mobility impairments. For example, exoskeleton robots help patients with gait training [541, 542], and hand rehabilitation robots assist in restoring hand function [543]. Upper limb rehabilitation robots have been designed to support patients' arms during daily activities, promoting neuroplasticity and functional recovery [544, 545, 546]. These technologies are particularly beneficial for stroke or hemiplegia survivors and individuals with spinal cord injuries, offering them the potential for increased independence and improved quality of life [547]. These applications are typically developed with fine control approaches and interaction strategies [548, 549].

**Customized recovery coach.** For balance exercises on trunk rehabilitation robots, the EmAI systems [550, 551] have shown the ability to automatically capture real-time motions and assess patients' conditions. They adjust controllers and optimize training intensity according to the individual capabilities and needs of each patient, thereby enhancing personalized rehabilitation sessions. In addition, EmAI systems with the ability to continuously learn can evolve from patients' past behavior and responses, improving their adaptability and responsiveness to patient-specific therapeutic needs [552, 553]. Moreover, EmAI systems can provide and update safe and personalized rehabilitation training regimens. In particular, they can predict critical rehabilitation metrics [554], enable more accurate assessment of patient recovery, and recommend optimized postoperative rehabilitation plans [555, 556] based on real-time monitoring of patient motor performance and physiological feedback [458, 459, 460].

**Medication controller.** Intelligent drug delivery systems, integrated with real-time monitoring devices, adjust medication dosages dynamically based on physiological feedback such as glucose levels, blood pressure, or neural activity [557, 558]. Robotic systems equipped with EmAI are being deployed for precise administration of complex therapies, such as chemotherapy or insulin delivery, minimizing errors and improving patient outcomes [559, 560, 561, 562]. Additionally, AI-powered medication adherence tools, including smart pill dispensers and tracking apps, ensure patients follow their prescribed regimens, reducing the risks associated with missed doses or overmedication [563, 564, 565, 566]. With predictive analytics, EmAI systems can also identify potential adverse drug interactions or recommend adjustments in real time, offering safe, efficient, and personalized pharmacological care.

**Health monitoring wearable.** Smart wearable devices are increasingly integrated with EmAI systems, utilizing MLLMs capability [567] and enabling the real-time tracking of vital health metrics such as heart rate, oxygen saturation, and electrodermal activity [568, 569, 570]. These devices can dynamically adjust to the unique physiological profiles of individual patients, offering tailored health insights and alerts [571]. Through continuous learning algorithms, EmAI systems evolve to better predict patient-specific health events, such as detecting early signs of infection, Parkinson's disease or cardiovascular issues [572, 573]. Furthermore, these wearables can communicate with health-care providers to ensure timely interventions, enhancing patient safety and recovery outcomes [574]. By leveraging real-time data and EmAI, these wearables not only monitor but also proactively manage postoperative care, optimizing recovery trajectories.

**Cognitive rehabilitation tool.** In the realm of postoperative cognitive recovery, EmAI-equipped tools can customize cognitive exercises based on real-time analysis of patients' performance and progress [575, 574]. By integrating sensors and interactive software, EmAI systems provide a responsive platform that adjusts tasks according to cognitive load and patient capability [576]. The continuous adaptation helps in crafting highly effective rehabilitation sessions that can address specific cognitive deficits more precisely [577]. Additionally, EmAI tools can predict and monitor cognitive recovery trajectories, offering insights that guide further therapy adjustments [578]. Such tools not only support faster cognitive rehabilitation but also ensure it is engaging and aligned with patients' specific therapeutic needs.

**Neural prosthetics.** Cutting-edge studies have also explored the integration of Brain-Computer Interfaces (BCIs) to enhance motor imagery (MI) training and rehabilitation. In MI training, patients imagine specific movements, and the BCI translates these intentions into actions through signal analysis such as EEG [579] or functional brain connectivity [580] within a virtual environment [581] or through external robotic devices [582]. This method has been shown to facilitate neurological remodeling and enhance motor function in stroke survivors.

### 3.2. Daily Care & Companionship

#### 3.2.1. Assistive Robot

The integration of EmAI into healthcare has led to the development of assistive robots that enhance daily care and support of patients. This section focuses on three key applications, including social assistance, daily living assistance, and mobility assistance.



**Social guide.** In contemporary society, individuals with Autism Spectrum Disorder (ASD), Bipolar Disorder, or other social challenges often face significant barriers in accessing adequate social support. The advancement of EmAI systems, especially those driven by LLMs, has facilitated the development of innovative solutions aimed at addressing these needs [583, 584]. The NAO robot and QTrobot have been utilized to enhance facial recognition and improve eye contact, serving as therapeutic mediators for people with autism and helping them learn to interact with others [585, 586, 587, 588]. Through structured interactions, children can practice social skills such as imitation, turn-taking, engagement, and empathy [589].

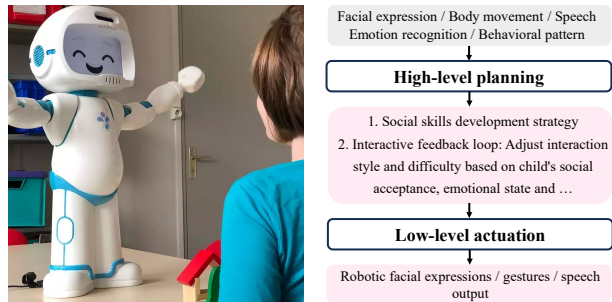


Figure 7: An EmAI system for socially assistive robotics [590]. It enhances children’s social skills through adaptive interaction. The system assesses and responds to children’s emotional cues and social behaviors by combining high-level planning and low-level actuation.

Studies have indicated that children with ASD often respond positively to robot-assisted therapy, showing increased engagement and reduced anxiety during sessions [591, 592, 593]. Beyond psychological disorders, EmAI systems like ZORA robots [594, 595, 596] have assisted children with severe physical disabilities in achieving therapeutic and educational goals, as well as helping patients with dementia optimize communication. We present a pipeline for an EmAI system that supports children with social disorders, as shown in Figure 7.

**Daily helper.** For patients facing challenges in independent living, advancements in EmAI have led to the development of various assistive robots designed to support essential daily activities. These robots assist with specific tasks such as eating, dressing, personal hygiene, and medication management. For instance, feeder robots have been developed to help severely disabled patients with self-feeding [597, 598]. These systems integrate infrared sensors to achieve precise spoon control based on the user’s body size and head position, automatically adjusting as needed [599, 600, 601]. This adaptability allows users to independently select food, enhancing their dining experience and overall quality of life. Additionally, robots like ARI [583, 584] are designed to assist in rehabilitation programs. These robots can demonstrate exercises, offer real-time guidance, and provide encouragement, fostering greater patient engagement and adherence to therapeutic regimens [602]. This holistic approach supports not only physical recovery but also the emotional and social well-being of patients, making these assistive technologies invaluable tools in both rehabilitation and independent living.

**Locomotion aide.** EmAI has significantly advanced mobility and rehabilitation assistance for individuals with physical impairments, offering innovative solutions to restore functionality and support individuals during recovery [603]. For instance, exoskeletons, such as those developed by Ekso Bionics, empower patients with spinal cord injuries to stand and walk, promoting rehabilitation and improving mobility [604]. Similarly, ReWalk [605] enables individuals with paralysis to walk and climb stairs, effectively compensating for physical impairments and delivering positive outcomes. AI-powered wheelchairs demonstrate how EmAI enhances mobility. They use AI algorithms to predict movements and assist users with severe motor or cognitive impairments [606, 607]. These systems analyze past movements, detect obstacles, and enable safe, real-time navigation, helping users intuitively maneuver through complex environments [608, 609]. Furthermore, EmAI-based wheelchairs are noted for their cost-effectiveness, achieved by optimizing control parameters to minimize energy consumption and extend battery life [610]. For mobile balance-assistive robots, they are being developed to help individuals maintain balance and prevent falls during daily activities [611]. Some robots, such as SoloWalk [612], provide weight support as patients walk, further aiding the rehabilitation process. Brain-computer interface-controlled robots, including wheelchair-mounted robotic arms [613] and robotic prosthetics, also play a vital role in enhancing functionality for individuals with paralysis or limb loss, enabling them to perform manipulation tasks and regain independence.

### 3.2.2. Companion Robot

Companion robots powered by EmAI systems support healthcare in several key scenarios: emotional support for mental health [92, 111, 614, 112], developmental support for child well-being [615, 616, 617, 618, 619, 620, 621], and disease monitoring support for elderly care [622, 623, 624, 625, 626]. For mental health, these robots offer emotional

support by engaging users in conversations, providing empathy, and fostering a sense of companionship, which can be particularly beneficial for individuals experiencing loneliness or anxiety. In children's care, these robots engage young users in educational activities, social interaction, and play, supporting cognitive and social development in a safe, monitored environment. In elderly and chronic disease care, companion robots assist with daily activities, medication reminders, and physical monitoring, helping to improve quality of life and enabling seniors to maintain independence. They can also detect changes in health conditions, allowing for timely interventions. Through these applications, companion robots enhance mental and physical well-being, contributing meaningfully to both individual care and broader support networks.

**Emotional companion.** Companion robots for emotional support (mental health) typically operate through two main pathways: virtually EmAI agents [627] and advanced AI-robotics innovations used clinically [628]. Virtually embodied agents, such as chatbots or conversational systems, provide accessible emotional support by engaging users in real-time, empathetic conversations that help relieve loneliness, anxiety, or stress [92, 111]. These virtual companions are easily accessible and offer immediate, low-barrier interaction for those seeking support. In clinical settings, AI-integrated physical robots take mental health support a step further by interacting with users face-to-face, recognizing physical and emotional cues, and adapting responses to offer personalized comfort, social engagement, and therapeutic activities [629]. Together, these virtual and physical AI advancements form a well-rounded support system, meeting both immediate conversational needs and offering in-depth emotional support in clinical environments.

Beyond virtual therapeutic applications, clinicians and researchers are working to bring AI-robotics innovations directly into clinical settings. For instance, intelligent animal-like robots such as Paro, a plush harp seal, are increasingly used to assist patients with dementia [630, 631]. Alongside Paro, the larger eBear is part of a class of "companion bots" designed to serve as at-home health aides, responding to speech and movement with interactive "dialogue" and offering companionship. These robots aim to help elderly, isolated, or depressed individuals through comforting interactions. Several studies have examined the role of such robots in reducing stress, loneliness, and agitation and in improving mood and social connections [632].

**Kid health guardian.** AI-driven robots and wearable devices aid in diagnosing developmental disorders, monitoring vital signs, and engaging children in interactive exercises [633, 634, 621]. By utilizing AI in physically interactive forms, embodied systems can adjust to a child's responses in real-time, offering adaptive support that traditional methods may lack. In therapeutic contexts, social robots assist children with autism by facilitating social engagement and enhancing communication skills through controlled, repetitive interactions [615]. Additionally, AI-empowered tools for rehabilitation and physical therapy provide targeted exercises with engaging feedback to support children with motor skill challenges [635]. Overall, EmAI enhances healthcare delivery by offering personalized, interactive, and effective treatments, supporting both physical and cognitive aspects of pediatric care.

AI robots present valuable opportunities for engaging children with ASD, offering a unique approach to social skill development [620]. Studies show that children with autism often respond well to robots, even when they struggle to interact with others [615]. The Kaspar robot, for instance, has shown potential for integration into educational and therapeutic settings [618] to help improve social skills [619]. Early studies show that children with ASDs often respond more positively to robot companions than human therapists, demonstrating increased social behaviors and improved spontaneous language during sessions [616]. The development of social robots also offers a promising approach to supporting children with diabetes [617]. The robot not only assists with health management tasks, such as reminding users to check glucose levels and guiding insulin administration, but also provides emotional support by engaging in friendly, human-like interactions. Designed with input from children and clinicians, the robot fosters social engagement, helping to reduce anxiety around diabetes management and improve adherence to health routines. Early findings suggest positive responses from children, indicating that the robot effectively combines practical health assistance with companionship.

**Elderly health caregiver.** With aging, the elderly face numerous challenges, including declining physical health and increased vulnerability to chronic diseases. Conditions such as cardiovascular disease, diabetes, and arthritis not only diminish their quality of life but also impose considerable stress on healthcare systems and caregivers. These persistent health issues frequently result in reduced mobility, social isolation, and a dependence on others for daily activities, further exacerbating their vulnerability. In light of these challenges, it is crucial to explore innovative solutions. EmAI-based elderly care robots, with advanced long-term learning capabilities, can adapt to an individual's health trajectory, habits, and preferences over time. This long-term learning capability may involve the integration of RL for personalized care optimization or meta-learning for rapid adaptation, as well as the application of disease-

specific predictive modeling to address the evolving nature of elderly users' needs.

EmAI has been shown to offer practical and emotional support to enhance the outcomes of elderly patients. Robotics with EmAI capabilities assist elderly individuals by improving mobility, conducting physiological assessments, and monitoring vital signs, which supports the completion of daily activities, rehabilitation exercises, and independent navigation [634]. Studies show that elderly patients feel more secure and comfortable with companion robots, as they can be continuously monitored without intruding on their personal space or autonomy [636]. By combining EmAI monitoring systems, elderly companion robots provide a reliable, non-intrusive way to support patient health, making them a valuable asset in home-based care.

Additionally, these AI-enabled robots enhance the quality of care for dementia patients, providing cognitive engagement and symptom management through structured activities and consistent interactions that traditional care methods may not offer. The majority of elderly individuals with dementia who engaged with social robots Sophie and Jack experienced highly positive interactions [626]. These robots are equipped with human-like communication abilities, emotional expressions, and gestures, and they can play songs, games, and tell stories. They have been shown to provide sensory enrichment and foster social engagement for dementia patients. For instance, many participants were motivated to play bingo with Jack and actively joined other group activities, highlighting the robots' impact on promoting social and cognitive engagement [625].

Another key role of embodied AI is to provide companionship, alleviating feelings of loneliness and fostering emotional well-being among elderly patients, which is crucial for mental health and quality of life [637]. Studies [638, 639, 640] have shown that participants who interacted with robots Paro or AIBO experienced a significant reduction in their systolic and diastolic blood pressure, and loneliness [641] over the trial period, in contrast to those in the control group. Overall, EmAI is emerging as a vital tool in elderly care, addressing complex physical, cognitive, and emotional needs.

### 3.3. Infrastructure Support

#### 3.3.1. Rescue Robot

EmAI-powered robots are increasingly developed to serve as human assistants or replacements in various high-risk environments. In rescue scenarios, their potential has been widely explored due to their ability to operate safely in dangerous environments and urgent conditions. In the aftermath of natural disasters or life-threatening emergencies, search and rescue robots aim to provide rapid aid and emergency health services to victims. Thanks to the advancement of recent AI approaches including MLLMs and VLMs, EmAI-equipped robots can efficiently locate and assist survivors while supporting rescue operations [642, 643, 644, 645] in disaster-prone areas, such as earthquake zones. A representative workflow of EmAI-based rescue robots is illustrated in the Figure 8.

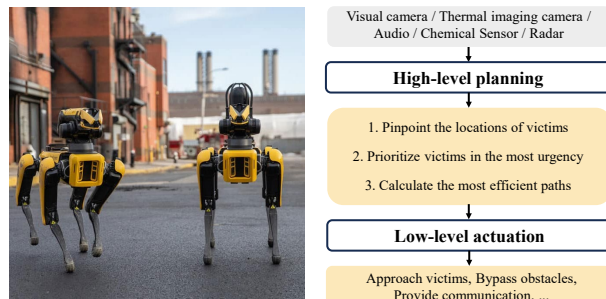


Figure 8: An EmAI system in rescue robotics [646]: optimizing search and rescue operations. This system integrates sensory data with strategic processing to quickly identify and prioritize victims, effectively navigating through complex environments to facilitate timely and efficient rescue missions.

**Life scout.** Technological advances have led to sophisticated survivor detection systems, which can quickly identify and locate survivors in emergencies using integrated sensors and drones [647, 648]. These systems leverage thermal and RGB images, and AI to analyze data in real-time, efficiently pinpointing living individuals [649, 650]. Recent developments in AI and robotics have enabled systems to analyze vast amounts of data quickly, making real-time survivor detection more accurate and reliable [651]. By integrating visual and audio signals through a wireless sensor network, established EmAI systems [652, 649] are able to detect survivors' locations, transmit their position info to a centralized cloud server, and assess environmental risk levels to aid in rescue task planning.

**Agile walker.** The life-search ability of rescue robots has been enhanced by AI-based mobility systems that are capable of operating in both hazardous and confined environments. In such environments, high mobility is essential

for navigating rough terrain, clearing obstacles, and streaming live video from affected areas [653, 654]. Current advancements aim to enable autonomous navigation by equipping these robots with AI-based obstacle detection and avoidance capabilities [655, 656, 657]. Legged robots, particularly quadrupeds equipped with advanced EmAI systems, have demonstrated the ability to navigate rough surfaces, debris, and areas with variable friction, making them highly adaptable in complex terrains [658]. Recent RL-augmented frameworks further enhance robots in adaptive blind locomotion, high-speed movement, dynamic response to obstacles, and adaptability improvement under uncertain conditions [659, 660].

**Rescue carrier.** At the current stage, most rescue robots remain limited to data retrieval and collection tasks [661, 662, 663, 664]. In the next phase of development, it is crucial to integrate multi-degree-of-freedom manipulators based on advanced EmAI systems, such as VLA models, to further expand the functionality of rescue robots. This includes capabilities like holding, grasping, and transferring objects, as well as providing assistance to victims with medical equipment. Equipped with these medical support tools, rescue robots can now offer direct on-site assistance to victims [665].

### 3.3.2. Delivery Robot.

Delivery robots are now widely used in healthcare settings, performing in-hospital delivery tasks that were previously handled by humans, thus overcoming limitations related to time constraints and availability. With EmAI systems, they are capable of delivering essential items—such as samples, meals, medications, and medical supplies [666, 667, 668] more efficiently, supporting healthcare facilities in streamlining operations and alleviating staff burdens [669]. These robots can independently navigate complex environments, adapt to dynamic conditions, and carry out functions like obstacle avoidance [670], speech interaction [671], and precise patient facial recognition [672]. During the COVID-19 pandemic, robots have also been deployed for tasks like the delivery of medications and food [673, 674], thereby minimizing human contact and lowering the risk of virus transmission.

### 3.3.3. Disinfection Robot.

The pandemic has also significantly increased the demand for service robots to replace human labor in contaminated areas, particularly for disinfection tasks. This has made efficient and rapid disinfection in hospitals crucial, sparking research into disinfection robots. By integrating mobile robot platforms with advanced disinfection technologies, such as hydrogen peroxide atomization [675] and UVC devices [676, 677], and equipping them with EmAI navigation systems, these robots are able to automate cleaning in complex indoor environments. They are designed to disinfect both floor surfaces and air by eliminating harmful pathogens using a combination of vacuum cleaners, sanitizers, and UV light disinfection methods [678, 679, 680, 681]. By upholding rigorous hygiene standards, these robots significantly mitigate the risk of cross-contamination in healthcare settings.

### 3.4. Biomedical Research

EmAI also shows great potential in biomedical and healthcare research [682]. It can synergistically combine human creativity and expertise with AI's capabilities in handling vast biomedical datasets, navigating complex hypothesis spaces, and executing repetitive experiments. The core functionality of EmAI systems in biomedical research involves planning discovery workflows, performing self-assessments to recognize and address knowledge gaps, and employing structured memory for continual learning [27, 80]. This workflow is illustrated in Figure 9, which shows an automation process of chemical experiments.

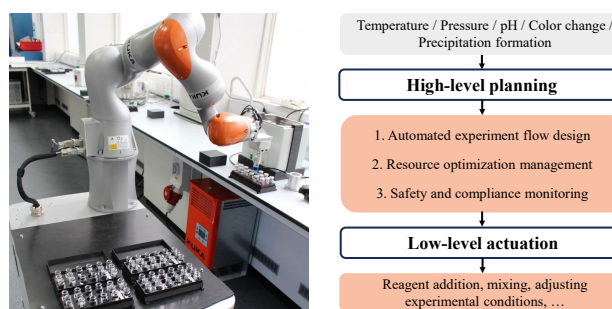


Figure 9: An EmAI system in laboratory automation [683]: enhancing experimental precision and efficiency. This setup utilizes advanced planning algorithms for experiment design and resource management, paired with robotic actuators for precise manipulation of reagents and experimental conditions, ensuring compliance with safety standards.

**Automated lab technician.** Experiments are critical parts in biomedical research. EmAI-driven robots automate

repetitive tasks, increasing throughput and allowing researchers to focus on more complex analysis tasks. Scientists have created robot chemists capable of autonomously conducting complex chemical reactions and analyses [683, 684]. These robotic systems apply EmAI in laboratory automation, enabling them to design experiments [685, 686, 687], execute procedures [688, 689], and interpret results [690, 691, 692] without human intervention. For instance, a platform leverages AI-based synthesis planning, trained on millions of reactions, to propose synthetic routes, which are then fine-tuned by expert chemists and executed on a robotic flow system [693]. This setup allows for scalable, reproducible synthesis of a variety of compounds, such as pharmaceuticals. Another AI-driven robotic chemist also demonstrated its ability to autonomously perform tasks ranging from synthetic planning to executing experiments in batch reactors [694]. In the field of materials science for photo-catalytic hydrogen production, the robot operates autonomously in a laboratory environment, using Bayesian optimization to navigate a complex experimental space with ten variables, performing 688 experiments over eight days [683]. In summary, EmAI can combine precision handling with autonomous decision-making, allowing it to run experiments continuously without human intervention. These experiment setups minimize human bias, accelerate discovery and production, and enable exploration of large experimental spaces.

**Pioneer in drug discovery.** The traditional drug discovery process is typically time-consuming and involves substantial costs, presenting significant challenges for pharmaceutical research and development. However, the integration of EmAI into the drug discovery process not only shortens the overall development timeline but also reduces the associated expenses. AI-driven robotic systems can perform rapid screening of vast chemical libraries, identifying potential drug candidates more efficiently than manual methods [695]. In high-throughput screening (HTS) systems, physical components are primarily responsible for automating processes such as sample handling, reaction setup, and data collection through robotics and specialized software for instrument control [696]. By employing liquid handling devices, robotic technology, detectors, and specialized software, researchers have also achieved automation and high efficiency in HTS processes [697] to swiftly evaluate large libraries of compounds for activity against specific biological targets. Additionally, in the analysis and prediction of biological sequences, such as DNA, RNA, or protein structures, LLMs and other approaches are applied to decipher patterns in biological sequences [698]. By treating nucleotides and amino acids as words, they can predict biological structures and functions, thus aiding in the discovery of disease biomarkers and drug targets [699, 700, 701]. Similarly, AI models have revolutionized drug discovery by enhancing various processes, including toxicity prediction, drug release monitoring, Quantitative Structure-Activity Relationship (QSAR) analysis, drug repositioning, physicochemical property prediction, *etc* [702]. By leveraging RL algorithms, AI-driven drug discovery enhances both virtual screening and de novo drug design. Virtual screening [703, 704, 705] uses RL to identify potential drug candidates from existing compound databases, while de novo design [706, 707, 708, 709] generates novel molecules with optimized biological activity and properties. By integrating RL with active learning and predictive modeling, these systems enhance exploration in vast chemical spaces, reducing experimental costs and improving hit-to-lead timelines [710, 711]. Although they are not fully EmAI systems, they offer valuable insights and core components for the development of future EmAI-driven drug discovery platforms and possess the potential to integrate with physical devices.

**AI-based knowledge retriever.** As EmAI continues to evolve, a growing area of focus is the development of systems that emulate the analytical capabilities of human scientists. Advanced frameworks like ChemCrow [712] and CALMS [713] exemplify this trend, utilizing LLMs such as GPT-4, multimodal generative models, and retrieval approaches like GraphRAG [714] to integrate scientific knowledge, biological principles, and theoretical frameworks [715, 716, 717]. These systems go beyond traditional data processing. They engage in critical thinking by questioning assumptions, evaluating evidence, and validating conclusions. In addition, researchers also integrated large amounts of data from publications in PubMed [718, 719], Wikipedia [720] and other open resources to pretrain generative models. These generative models can function as part of a composite system, integrating EmAI world models, experimental platforms, and human expertise to tackle complex problems that require interdisciplinary approaches [27]. In summary, the development of AI knowledge retriever marks a promising future direction in which EmAI could play an even more integral role in advancing knowledge and innovation across diverse fields.

### 3.5. Summary

We outlined the applications of EmAI in healthcare across four pivotal domains: clinical intervention, daily care & companionship, infrastructure support, and biomedical research. These domains are inherently interdependent, collectively forming the cornerstone of human healthcare needs, and EmAI begins to play increasingly vital roles in some

## 4 INTELLIGENT LEVELS OF EMBODIED AI

of them. As advancements in medical technology and life sciences progress, the boundaries between these domains are becoming increasingly porous. An EmAI system for daily care & companionship may act as an extension of an EmAI system for clinical intervention, and an EmAI with monitoring information for daily care & companionship can offer valuable pre-intervention data for clinical intervention.

In the early stages of EmAI development, limitations in data acquisition and capabilities of multimodal large-scale models, as well as the uneven maturation of EmAI-related research subfields, led to fragmented applications (as we introduced in this section), where an EmAI system could only benefit a specific scenario or sub-scenario. For instance, certain EmAI systems might have been capable of performing image analysis but were not able to plan surgical procedures based on the analysis. However, they share similar backend AI approaches such as world models, LLMs and MLLMs. As EmAI continues to evolve, there is promising potential for these applications to merge, fostering the development of more holistic and versatile EmAI systems capable of meeting the comprehensive needs across all four healthcare domains.

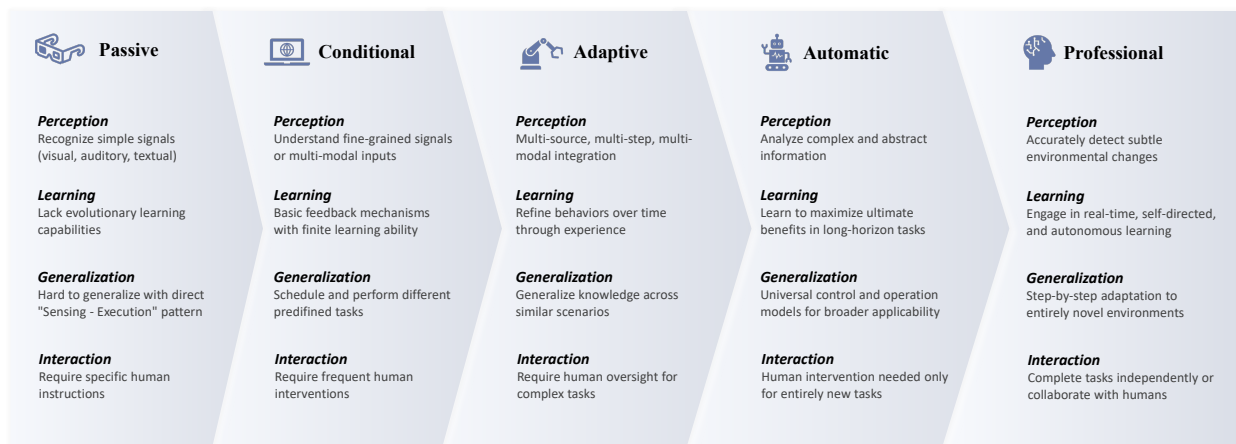


Figure 10: Levels of embodied AI. We outline the capabilities of embodied AI across different levels, viewed from four perspectives: perception, learning, task generalization (or generalization), and human-machine interaction (or interaction).

### 4. Intelligent Levels of Embodied AI

Clearly defining the levels of embodied AI provides explicit guidance for the development of embodied AI frameworks and application-oriented products. The proposed reference levels delineate the stages of evolution and articulate the capabilities of embodied AI as they progress through Levels 1 to 5, which emphasize incremental advancements, spanning 4 aspects of perception, learning capabilities, task generalization, and human-machine interaction, as summarized in Fig 10.

**Level 1: Passive** - Capable of receiving and recognizing simple signals (visual, auditory, textual, and tactile) and executing limited, straightforward actions, including basic movements and responses, while lacking evolutionary learning capabilities. Demonstrate a direct "Sensing - Execution" pattern that is difficult to generalize to other tasks, with a restricted connection between perception and action. Nearly all tasks require specific instructions, interventions, or collaborations from humans.

**Level 2: Conditional** - Exhibit enhanced perceptual capabilities for understanding and detecting fine-grained signals (such as distance and depth) or processing multimodal inputs. Implement basic feedback mechanisms and limited learning abilities triggered by specific conditions (e.g., a robot slowing down when it detects an obstacle, or adjusting its path when the GPS signal is weak), with a restricted capacity to interact with the environment. Capable of scheduling and performing predefined tasks, but human intervention is frequently required to establish feedback mechanisms or assist in completing complex tasks.

**Level 3: Adaptive** - Demonstrate improved multi-source, multi-step, multi-modal perceptual integration and decision-making capabilities. Capable of continuously adapting and refining behaviors over time through experience based on interactions with the environment and evolutionary learning mechanisms. This level enables the system to generalize

knowledge across similar scenarios, starting with varied operations on the same object, progressing to identical operations on different objects, and eventually handling diverse operations on various objects. However, human supervision remains necessary for complex tasks or novel environments.

**Level 4: Automatic** - Exhibit advanced signal processing capabilities to analyze complex and abstract information across various modalities, sources, and time, while interacting with previous perceptions or knowledge stored in memory. The system can autonomously manage multiple tasks simultaneously and learn from past actions to optimize execution strategies to maximize ultimate benefits in long-horizon tasks. It introduces universal control and operation models, broadening its applicability. Human intervention is only required for unexpected challenges or entirely new tasks.

**Level 5: Professional** - Capable of precise perception of subtle environmental changes, as well as understanding high-level abstract semantic information, such as emotions. Exhibit a high degree of autonomy and flexibility, able to transfer and adapt behaviors across various tasks and domains while performing complex tasks without human supervision. Engage in real-time, self-directed, and autonomous learning, adapting to entirely novel tasks and environments step by step, without human guidance. Capable of completing tasks independently or collaborating with humans. Achieve full integration with various tools, enabling comprehensive task execution and enhancing outcomes in a way like a highly skilled human expert.

The proposed *levels of embodied AI* framework offers clear definitions to evaluate and guide the development of embodied AI systems. However, an embodied AI system does not necessarily fit neatly into a single level; it may demonstrate varying degrees of capability across the four dimensions, *i.e.* perception, learning, generalization, and human-machine interaction. This framework not only reflects technological advancements but also emphasizes the potential for intelligent systems to evolve and integrate seamlessly into various aspects of human life. From a practical perspective, while higher levels of intelligence often yield substantial benefits, pursuing advanced levels indiscriminately is not recommended. Instead, it is essential to strike a balance between cost and application value.

Table 3 presents examples of EmAI systems to clearly illustrate the progression and levels of EmAI, ranging from basic operations (Level 1) to advanced autonomy and decision-making (Level 5). At present, most frameworks function at Levels 1 to 3 or focus solely on a single sub-functional module. Surgical robots, for instance, execute pre-programmed motions (Level 1), monitor vital signs and alert clinicians to abnormalities (Level 2), and integrate multimodal inputs to perform precise tasks such as suturing or injecting (Level 3). However, they have yet to achieve the autonomy of Level 4 and 5 systems, which require real-time decision-making and the ability to detect subtle anatomical variations. Similarly, companion robots provide simple auditory or touch-based responses (Level 1), recognize gestures and adapt behaviors (Level 2), and assess physical and mental health for personalized support (Level 3). Still, they fall short of understanding complex emotional states or offering proactive, personalized care at Levels 4 and 5. While significant progress has been made, further advancements are needed to overcome current limitations, enabling these systems to reach Levels 4 and 5, where they can perform independent reasoning, complex decision-making, and truly autonomous operations.

## 5. Datasets and Benchmarks

High-quality datasets and benchmarks are indispensable for driving advancements in EmAI research within healthcare. In this section, we highlight representative datasets that are currently used—or hold promise—for training and evaluating EmAI systems in healthcare applications, as illustrated in Figure 11. These datasets span a wide range of application domains, from general clinical procedures to specialized healthcare services, as detailed in Section 3.

For *preoperative diagnosis*, EmAI models are often trained on diverse medical imaging datasets [721, 722, 723, 724, 725, 726, 727], enabling disease recognition and diagnostic support. In *intraoperative procedures*, datasets comprising surgical videos or image demonstrations [728, 729, 730, 731, 732, 733, 734] and VLM datasets [735, 736, 737] facilitate multi-modal policy learning and enhance surgical workflows. Additionally, robotic activity and kinematic datasets [738, 739] contribute to advancing surgical automation. As for *postoperative rehabilitation*, human activity recognition datasets collected via wearable sensors [740, 741, 742, 743] enable automatic healthcare monitoring. Multimodal datasets [744, 745, 746] that integrate vision and sensory inputs empower EmAI systems to analyze patient movements, supporting personalized rehabilitation planning and improving patient outcomes. A critical consideration in curating these datasets is the meticulous collection and de-identification of patient-related data to uphold ethical standards and safeguard privacy [747, 748].

Table 3: Healthcare Examples with Key Features of Embodied AI in Different Levels.

Level	Surgical EmAI	Companion EmAI	Rescue EmAI	Research EmAI
Level 1	1) Receive direct commands from surgeons, such as movement initiation or cessation. 2) Execute pre-programmed motions. 3) Operate solely under the direct control of human surgeons.	1) Detect basic auditory cues or touch inputs, such as clapping or tapping. 2) Provide fixed and straightforward responses like playing a sound or moving when touched.	1) Detect stimuli such as light or large obstacles. 2) Wait and follow direct human commands. 3) Deliver medications in a single, stable environment and through predefined routes.	1) Collect basic data such as temperature or pH readings. 2) Repeat predefined protocols. 3) Requires initial human programming.
Level 2	1) Monitor multimodal patient vital signs like heart rate and oxygen levels. 2) Adjust treatment if vital signs deviate. 3) Provide alerts to clinicians.	1) Recognize multiple human gestures, speech, <i>etc.</i> 2) Adapt responses in predefined behavioral patterns based on user requirements. 3) Provide condition-based reminders like taking medication, avoiding sedentary behavior, <i>etc.</i>	1) Sense obstacles through distance and depth sensors. 2) Automatically adjust paths when encountering obstacles. 3) Navigate within known environments.	1) Track and adjust factors such as pH or humidity to optimize experiments such as cell culture growth. 2) Trigger predefined responses when conditions meet certain criteria.
Level 3	1) Integrate multimodal inputs from cameras and sensors. 2) Adjust force, gesture, and motion based on tissue structure in real time. 3) Master only one surgical skill, such as suturing or injecting.	1) Automatically and continuously assess user conditions including physical and mental health. 2) Offer personalized wellness programs. 3) Optimize responses through interactions and apply learned behaviors to similar routines.	1) Utilize radar, vision systems, and environmental sensors. 2) Optimize lifesaving routes and processes. 3) Coordinate with other robots and staff.	1) Simulate and predict outcomes for new experiments and assist researchers in experimental design and hypothesis testing. 2) Analyze based on multiple sources of data and learn from experimental results to optimize protocols and improve experimental manipulations.
Level 4	1) Accurately detect lesion area and control robotic arm for delicate surgery. 2) Master a wide range of surgical skills and can perform complete surgery with minimal human set-up.	1) Interpret complex environmental and biometric data. 2) Learn from daily routines to anticipate needs. 3) Proactively optimize response strategies based on long-term trends in mood and health status.	1) Detect human presence and assess environmental conditions. 2) Monitor health indicators to identify patients in need of first aid. 3) Navigate unfamiliar and hazardous environments.	1) Integrate data from multiple ongoing experiments. 2) Modify experimental parameters autonomously and in real time to optimize results. 3) Apply successful methodologies and workflows to new research areas.
Level 5	1) Detect subtle anatomical variations and physiological responses. 2) Improve surgical techniques through both real time perceptions and cumulative experiences. 3) Make autonomous decisions during surgery akin to expert surgeons.	1) Understand complex emotional states and detect subtle changes. 2) Develop personalized support strategies based on individual interactions. 3) Proactively offer help like a true friend and switch support freely in different situations.	1) Recognize faint signs of life and risks, ensuring early warning. 2) Master a variety of rescue operations, flexibly managing a variety of unexpected and unforeseen challenges. 3) Fully integrate with emergency services to provide optimal response.	1) Interpret multiomics data and proactively search for relevant research papers and clinical trial results, forming a comprehensive knowledge base. 2) Gain innovative scientific insights by automating experimental design, execution and data analysis.



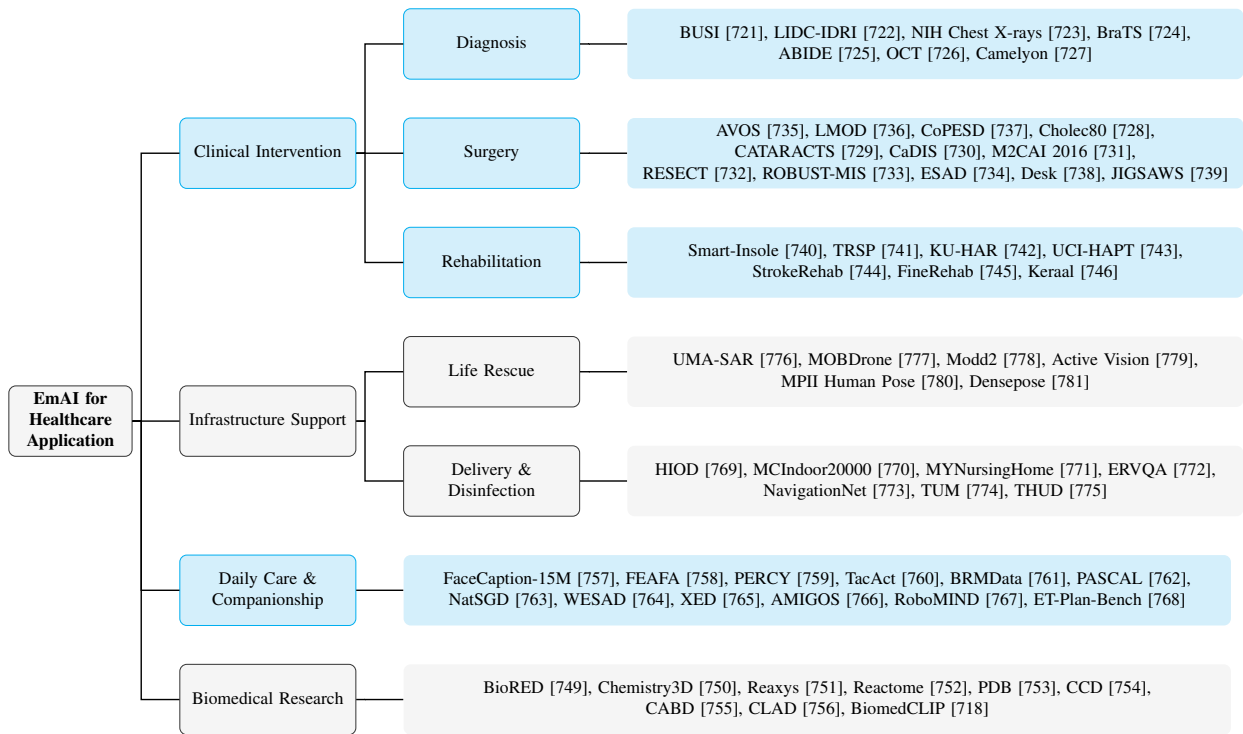


Figure 11: The taxonomy of healthcare datasets and benchmarks for EmAI applications.

For *infrastructure support*, various datasets [776, 777, 778, 779, 780, 781] have been developed to support tasks such as autonomous obstacle avoidance and life detection in emergency scenarios. In hospital settings, EmAI-driven medication delivery and disinfection systems are predominantly trained on indoor datasets [769, 770, 771, 772, 773, 774, 775], which enhance capabilities in environmental understanding, object manipulation, and task-oriented navigation. Datasets for *Daily Care & Companionship* [757, 758, 759, 760, 761, 762, 763, 764, 765, 766] integrate multimodal information such as vision, voice, and tactile signals, spanning tasks such as expression recognition, mental state detection, and fostering meaningful human-machine interactions. For *Biomedical Research*, a broad spectrum of biological and chemical datasets [749, 750, 751, 752, 753, 754] serves as input for EmAI systems, accelerating biomedical analysis and discovery. Additionally, to facilitate adaptation in laboratory environments, datasets capturing instrumental and experimental scenes [755, 756] have been introduced to support automated experimentation.

While the existing high-quality datasets have significantly propelled EmAI research in healthcare, several notable limitations hinder their full potential. Surgical procedure datasets like Cholec80 and CaDIS are constrained by relatively insufficient sample sizes, typically comprising a few hundred videos, which restricts the ability to train robust models capable of handling the variability of surgical skills [728, 730]. Additionally, VLM datasets such as AVOS and LMOD may suffer from inconsistencies in data annotation and synchronization between visual and linguistic inputs, affecting the reliability of multi-modal policy learning [735, 736]. Moreover, Postoperative rehabilitation datasets such as Smart-Insole and UCI-HAPT, while rich in sensor data, often lack comprehensive contextual information necessary for developing personalized rehabilitation protocols [757, 759]. Additionally, biomedical research datasets such as BioRED and Reactome, while comprehensive in biological and chemical information, often face challenges related to data interoperability and standardization, impeding seamless integration with EmAI systems [749, 752]. Datasets that capture instrumental and experimental scenes may not fully reflect the variability of laboratory environments, thereby limiting the adaptability of automated experimental systems [755, 756]. Additionally, the perspective of healthcare world models is highly anticipated, but healthcare data is clearly more limited compared to that in general domains to build a comprehensive world model.

### 6. Challenges and Opportunities

Despite ongoing advancements, the development of Embodied AI (EmAI) systems for healthcare continues to face significant challenges. These challenges span ethical, legal, technical, and social domains, requiring comprehensive strategies to address issues such as liability, data security, system interoperability, and equitable resource allocation. Ensuring the effective integration of EmAI into healthcare also demands robust ethical oversight, clear regulatory frameworks, and scalable technical solutions, while balancing the economic and social impacts of these innovations. By overcoming these hurdles, EmAI systems can unlock their full potential to transform healthcare delivery and improve patient outcomes globally.

#### 6.1. Ethical and Legal Challenges

##### 6.1.1. Liability and Accountability

One of the foremost legal challenges with the implementation of EmAI in healthcare is determining liability in cases of malfunctions or errors that result in patient harm. The question of who is responsible—the device manufacturer, the software developer, or the healthcare provider—becomes complex with AI’s autonomous capabilities [782, 783]. Establishing clear frameworks for liability and accountability is crucial. This involves crafting legislation and regulations that address the unique nature of AI, possibly creating new legal categories that can handle the nuances of AI-driven outcomes [784, 782]. Additionally, insurance policies and liability clauses need to be reevaluated and possibly redesigned to accommodate the role of AI in healthcare, ensuring that patients remain protected and that there is a clear accountability path when things go wrong.

##### 6.1.2. Ethical Oversight

The deployment of EmAI also raises profound ethical questions, particularly regarding patient consent and the transparency of AI operations [747, 748, 785]. Ethical oversight committees are essential in monitoring and guiding the ethical deployment of AI technologies. These committees should include not only ethicists and legal experts but also technologists, healthcare providers, and patient representatives, to ensure a comprehensive evaluation of AI technologies from multiple perspectives. Key considerations include ensuring informed consent is obtained in a way that patients understand the role and function of AI in their care, and maintaining transparency about how AI uses patient data and how decisions are influenced or made by AI systems [786, 787]. Additionally, ethical oversight must ensure that these technologies do not exacerbate existing healthcare disparities or introduce new forms of bias or discrimination.

#### 6.2. Security

##### 6.2.1. Intervention Security Risks

Beyond the extensively discussed topics of AI security [788, 789, 790], EmAI in healthcare presents a unique challenge – the intervention security risk. The integration of physical devices, such as surgical tools controlled by EmAI-driven decisions, into real-world healthcare scenarios introduces risks of patient harm and medical malpractice. Cyber-attacks [791, 792, 793], adversarial attacks on AI algorithms [794, 795, 796], and data-poisoning attacks [797] can lead to unpredictable outcomes, with direct physical consequences that jeopardize patient safety. Robust protection against unauthorized access and malicious interventions is therefore critical. Moreover, even without external threats, AI algorithms, knowledge databases, and robotic devices within EmAI systems must work in harmony to ensure precise and accurate actions, minimizing errors and safeguarding patient outcomes. This necessitates rigorous validation, real-time monitoring, anomaly detection, and fail-safe mechanisms. While LLM agents acting as evaluators can, to some extent, enhance precision, their performance remains inadequate [798, 799, 800]. Lastly, comprehensive research on the scope of EmAI system application is essential to define security boundaries and ensure appropriate deployment in healthcare settings [90], preventing unintended consequences and ensuring consistent performance—a relatively underexplored area. These challenges underscore the growing need for research in AI security and the precision control of medical devices.

### 6.2.2. Data Protection

Another primary concern in healthcare EmAI is ensuring the integrity and confidentiality of data, particularly as EmAI systems may collect comprehensive patient and medical environment data. Encryption techniques are pivotal in this regard. Advanced methods, such as homomorphic encryption, enable AI systems to process encrypted data without the need for decryption, thus preserving privacy even during analysis [801]. Additionally, blockchain technology can be leveraged to create secure, immutable records of medical data transactions, bolstering security across distributed networks [802]. Model pruning techniques [803, 804] that reduce model size also hold potential for enabling offline EmAI systems. These technologies help safeguard against unauthorized access and data breaches, which are critical in patient data management.

### 6.2.3. Compliance Systems

Compliance with legal and ethical standards is essential in the deployment of AI in healthcare. Developing compliance systems that incorporate AI can help healthcare providers adhere to complex regulatory frameworks such as the GDPR in Europe or HIPAA in the United States [805, 806]. These systems need to be dynamic, capable of adapting to new regulations and policies as they arise. AI-driven compliance systems can automatically update and audit data use across platforms, ensuring continuous adherence to data protection laws [807]. This not only helps in managing data responsibly but also in building trust with patients and regulatory bodies.

## 6.3. Technical Challenges

### 6.3.1. Accuracy and Explainability Enhancement

AI models, particularly those involved in diagnostics and patient monitoring, must perform with high precision to be trusted by healthcare providers and patients alike. Techniques such as deep learning have shown potential in improving the accuracy of AI systems, but they require large volumes of high-quality, diverse data [808]. Enhancing the reliability of these systems also involves implementing robust validation frameworks that simulate a wide range of clinical scenarios to test AI responses and avoid LLM hallucinations [809, 810]. Continuous learning algorithms can be utilized to update and refine AI models based on new data and outcomes, thus gradually improving their accuracy and reliability over time.

Explainability in EmAI, particularly within the healthcare sector, is crucial for clarifying how these systems perceive, make decisions, and take actions, thereby enhancing both transparency and trustworthiness. Taking a surgical EmAI system as an example, it is essential to present patient condition data and explain each surgical step, such as adjusting a scalpel angle due to abnormal blood flow detection. Such explanations are vital for building clinicians' trust, especially in the early stages of EmAI adoption when its acceptance is still limited. Therefore, multimodal attribution analysis [811, 812], feature visualization [813], multimodal knowledge graphs [347, 814], causal inference [815, 816, 817], and leveraging the conversational capabilities of LLMs further enhance explainability by providing grounded, theory-based explanations and revealing causal relationships in medical decision-making, thereby aiding clinicians in navigating complex medical scenarios.

### 6.3.2. Interoperability of Devices

Interoperability between different AI-powered devices and existing healthcare systems presents another substantial challenge. For EmAI to be effective, it must seamlessly integrate and communicate with various healthcare IT systems and medical devices [818, 819]. Standardization of data formats and communication protocols is crucial to achieve this. Initiatives like Health Level Seven International (HL7) and Fast Healthcare Interoperability Resources (FHIR) standards are pivotal in promoting this integration [820, 821]. By ensuring that AI systems can interact with one another and with legacy systems, healthcare providers can deliver more coordinated and efficient care. Moreover, the development of APIs and open standards can facilitate easier data exchange and functionality across different platforms and devices, enhancing the scalability and utility of AI solutions in healthcare environments. Additionally, the need to develop systems that are compatible with different types of robots and to compress diverse knowledge into one machine brain (e.g., abilities to segment CT, segment X-ray, dialogue capabilities) emphasizes the importance of designing AI with modular architectures that can integrate multiple functionalities and process heterogeneous data efficiently.

### 6.3.3. Human Digital twin and World Model for Simulation

The integration of human digital twin and world models, particularly video generation models and 3D generation models, into the biomedical domain holds immense potential [822, 823, 824]. These models can enhance the understanding of diagnostic and surgical decisions and improve their generalizability from virtual to physical environments. Recent advances in medical video generation have expanded to various applications, including simulating disease progression in X-rays, fundus images, and skin images [822], generating surgical videos [521, 825], and creating text-to-video simulation for diverse medical imaging modalities [823, 826]. The application of these medical video generation models has the potential to improve how we build EmAI in healthcare, though it is important to be aware of its current limitations. First, the availability of trainable medical video datasets is limited, which constrains the diversity and robustness of these models [822, 827]. Second, the simulated videos generated by current models may lack reliability in corner cases, and generating long videos remains computationally intensive [825]. Moreover, the inclusion of multi-view or 3D spatial-temporal information [828, 829, 830] is essential for applications like surgical operations, yet most existing models are limited to 2D video generation. In the future, it would be important to build customized 3D simulators and world models in various medical application scenarios [831, 767, 832].

### 6.3.4. Stronger Generalization Capabilities

The future of EmAI in healthcare lies in its potential to seamlessly integrate physical and AI capabilities, transforming the way healthcare systems interact with patients and their environments. Currently, most research in this field has focused on discrete applications—such as robotic-assisted surgery or rehabilitation—yet the broader frontier is in developing EmAI for more generalized settings. To this end, the exploration of spatial intelligence, multi-modality foundational models, large language models, world models, and physical AI is crucial [352]. Additionally, evolutionary algorithms that autonomously tune hyperparameters and support continuous learning also help models to evolve and better adapt post-deployment in diverse environments.

## 6.4. Human-Machine Interaction

### 6.4.1. User Training and Education

The introduction of EmAI into healthcare settings necessitates significant user training and education to ensure that healthcare providers can effectively interact with and leverage these technologies [833]. Training programs must be developed to cater to a diverse range of skills and familiarity with technology among healthcare workers. These programs should focus on the operational aspects of the technology, as well as on understanding the AI's decision-making process, to build trust and confidence in AI systems [834]. Furthermore, continuous education needs to be provided to keep pace with the rapid evolution of AI technologies, ensuring that clinicians remain competent in utilizing these advanced tools.

### 6.4.2. Workflow Integration

Integrating EmAI systems into existing healthcare workflows presents its own set of challenges. These systems must be designed to complement and enhance existing healthcare practices without causing disruption [835, 836]. For instance, EmAI tools such as robotic assistants, smart prosthetics, and augmented reality systems for surgery or patient care need to be seamlessly integrated into hospital routines. This integration requires careful planning and adjustment of clinical pathways, involving both the redesign of physical spaces and the modification of procedural protocols to accommodate the new technologies. The goal is to ensure that these AI systems improve efficiency and patient outcomes without adding unnecessary complexity to the clinicians' workload.

## 6.5. Economic and Social Impact

### 6.5.1. Cost-Benefit Analysis

Implementing EmAI technologies in underdeveloped areas involves significant costs, including the initial investment in technology, ongoing maintenance, and training of clinicians to use these systems effectively [837]. However, the benefits can be substantial, potentially transforming healthcare delivery by providing sophisticated diagnostic tools, telemedicine capabilities, and robotic assistance in regions where clinicians are scarce. A detailed cost-benefit analysis must consider the long-term savings in healthcare costs due to improved disease prevention, diagnostic accuracy, and treatment outcomes. This analysis should also evaluate how these technologies can extend healthcare reach,

## REFERENCES

---

reduce the burden on understaffed clinics, and improve patient care in remote areas. The ultimate goal is to determine whether the high initial costs are justified by the anticipated improvements in healthcare quality and accessibility.

### 6.5.2. Social Resource Allocation

The introduction of EmAI in underdeveloped regions also poses questions about the allocation of social resources. Decisions need to be made about how to distribute limited resources—whether to invest in advanced AI technologies or to allocate funds to more basic healthcare needs like vaccinations and clean water. This becomes a complex issue of prioritization, where the potential long-term benefits of AI must be weighed against immediate healthcare necessities. It is crucial to engage community stakeholders in these decisions to ensure that the allocation of resources aligns with the actual needs and priorities of the community. Moreover, policymakers must consider how these investments in AI technology might affect social equity, ensuring that these innovations do not widen health disparities but instead contribute to more equitable healthcare outcomes [838].

## 7. Conclusion

Embodied AI (EmAI) for healthcare represents a transformative paradigm, integrating artificial intelligence with physical systems to deliver personalized, scalable, and adaptive solutions across diverse medical domains. By combining capabilities in perception, action, decision-making, and memory, EmAI systems have emerged as robotic clinical assistants, companion caregivers, autonomous diagnostic tools, and biomedical researchers, demonstrating significant potential to improve patient outcomes, reduce the burden on healthcare providers, and enhance access to medical services. We have also explored the intelligent levels of EmAI systems, highlighting that their development remains in its early stages while providing guidance for future advancements. However, the field still faces substantial challenges, including concerns around data privacy, system reliability, ethical considerations, limited application scope, and the complexities of integration into existing clinical workflows. Future research should focus on addressing these challenges while advancing multimodal sensing, human-AI interaction, and adaptive learning capabilities to ensure safe and effective deployment in real-world settings. Despite its infancy, EmAI holds great promise to transform healthcare by overcoming technical and ethical barriers, ultimately enhancing patient care and advancing healthcare systems.

## 8. Acknowledgement

This research was supported by the internal fund from the Hong Kong University of Science and Technology (Guangzhou).

## References

- [1] Ana A Baumann and Leopoldo J Cabassa. Reframing implementation science to address inequities in healthcare delivery. *BMC health services research*, 20:1–9, 2020.
- [2] Suzanne Wait, Daniel Han, Vivek Muthu, Kathy Oliver, Szymon Chrostowski, Francesco Florindi, Francesco de Lorenzo, Benjamin Gandouet, Gilliosa Spurrier, Bettina Ryll, et al. Towards sustainable cancer care: reducing inefficiencies, improving outcomes—a policy report from the all. can initiative. *Journal of Cancer Policy*, 13:47–64, 2017.
- [3] Guilherme Luz Tortorella, Flávio Sanson Fogliatto, Alejandro Mac Cawley Vergara, Roberto Vassolo, and Rapinder Sawhney. Healthcare 4.0: trends, challenges and research directions. *Production Planning & Control*, 31(15):1245–1260, 2020.
- [4] Mubashir Hassan, Faryal Mehwish Awan, Anam Naz, Enrique J deAndrés Galiana, Oscar Alvarez, Ana Cernea, Lucas Fernández-Brillet, Juan Luis Fernández-Martínez, and Andrzej Kloczkowski. Innovations in genomics and big data analytics for personalized medicine and health care: A review. *International journal of molecular Sciences*, 23(9):4645, 2022.
- [5] Hendrik CJ van Rensburg. South africa’s protracted struggle for equal distribution and equitable access—still not there. *Human resources for health*, 12:1–16, 2014.
- [6] Kevin B Johnson, Wei-Qi Wei, Dilhan Weeraratne, Mark E Frisse, Karl Misulis, Kyu Rhee, Juan Zhao, and Jane L Snowdon. Precision medicine, ai, and the future of personalized health care. *Clinical and translational science*, 14(1):86–93, 2021.
- [7] Sara M May and James TC Li. Burden of chronic obstructive pulmonary disease: healthcare costs and beyond. In *Allergy and asthma proceedings*, volume 36, page 4. OceanSide Publications, 2015.
- [8] Biplav Babu Tiwari, Aneesh Kulkarni, Hui Zhang, Mahmud M Khan, and Donglan Stacy Zhang. Utilization of telehealth services in low-and middle-income countries amid the covid-19 pandemic: a narrative summary. *Global Health Action*, 16(1):2179163, 2023.
- [9] Abid Haleem, Mohd Javaid, Ravi Pratap Singh, and Rajiv Suman. Telemedicine for healthcare: Capabilities, features, barriers, and applications. *Sensors international*, 2:100117, 2021.
- [10] NM Napi, AA Zaidan, BB Zaidan, OS Albahri, MA Alsalem, and AS Albahri. Medical emergency triage and patient prioritisation in a telemedicine environment: a systematic review. *Health and Technology*, 9:679–700, 2019.
- [11] Fahd Alhaidari, Abdullah Almuhaideb, Shikah Alsunaidi, Nehad Ibrahim, Nida Aslam, Irfan Ullah Khan, Fatema Shaikh, Mohammed Alshahrani, Hajar Alharthi, Yasmine Alsenbel, et al. E-triage systems for covid-19 outbreak: Review and recommendations. *Sensors*, 21(8):2845, 2021.

- [12] Pandiaraj Manickam, Siva Ananth Mariappan, Sindhu Monica Murugesan, Shekhar Hansda, Ajeet Kaushik, Ravikumar Shinde, and SP Thipperudraswamy. Artificial intelligence (ai) and internet of medical things (iomt) assisted biomedical systems for intelligent healthcare. *Biosensors*, 12(8):562, 2022.
- [13] Yihao Liu and Minghua Wu. Deep learning in precision medicine and focus on glioma. *Bioengineering & Translational Medicine*, 8(5):e10553, 2023.
- [14] Xiang Li, Lin Zhao, Lu Zhang, Zihao Wu, Zhengliang Liu, Hanqi Jiang, Chao Cao, Shaochen Xu, Yiwei Li, Haixing Dai, et al. Artificial general intelligence for medical imaging analysis. *IEEE Reviews in Biomedical Engineering*, 2024.
- [15] Kun-Hsing Yu, Andrew L Beam, and Isaac S Kohane. Artificial intelligence in healthcare. *Nature biomedical engineering*, 2(10):719–731, 2018.
- [16] Fei Jiang, Yong Jiang, Hui Zhi, Yi Dong, Hao Li, Sufeng Ma, Yilong Wang, Qiang Dong, Haipeng Shen, and Yongjun Wang. Artificial intelligence in healthcare: past, present and future. *Stroke and vascular neurology*, 2(4), 2017.
- [17] Silvana Secinaro, Davide Calandra, Aurelio Secinaro, Vivek Muthurangu, and Paolo Biancone. The role of artificial intelligence in healthcare: a structured literature review. *BMC medical informatics and decision making*, 21:1–23, 2021.
- [18] Guoguang Rong, Arnaldo Mendez, Elie Bou Assi, Bo Zhao, and Mohamad Sawan. Artificial intelligence in healthcare: review and prediction case studies. *Engineering*, 6(3):291–301, 2020.
- [19] Yuri YM Aung, David CS Wong, and Daniel SW Ting. The promise of artificial intelligence: a review of the opportunities and challenges of artificial intelligence in healthcare. *British medical bulletin*, 139(1):4–15, 2021.
- [20] Sandeep Reddy, John Fox, and Maulik P Purohit. Artificial intelligence-enabled healthcare delivery. *Journal of the Royal Society of Medicine*, 112(1):22–28, 2019.
- [21] Mei Chen and Michel Decary. Artificial intelligence in healthcare: An essential guide for health leaders. In *Healthcare management forum*, volume 33, pages 10–18. SAGE Publications Sage CA: Los Angeles, CA, 2020.
- [22] R Shouval, O Bondi, H Mishan, A Shimoni, R Unger, and Arnon Nagler. Application of machine learning algorithms for clinical predictive modeling: a data-mining approach in sct. *Bone marrow transplantation*, 49(3):332–337, 2014.
- [23] Maarten Van Smeden, Georg Heinze, Ben Van Calster, Folkert W Asselbergs, Panos E Vardas, Nico Bruining, Peter De Jaegere, Jason H Moore, Spiros Denaxas, Anne Laure Boulesteix, et al. Critical appraisal of artificial intelligence-based prediction models for cardiovascular disease. *European heart journal*, 43(31):2921–2930, 2022.
- [24] Hyunku Shin, Seunghyun Oh, Soonwoo Hong, Minsung Kang, Daehyeon Kang, Yong-gu Ji, Byeong Hyeon Choi, Ka-Won Kang, Hyesun Jeong, Yong Park, et al. Early-stage lung cancer diagnosis by deep learning-based spectroscopic analysis of circulating exosomes. *ACS nano*, 14(5):5435–5444, 2020.
- [25] Vedamurthy Gejjegondanahalli Yogeshappa. Ai-driven precision medicine: Revolutionizing personalized treatment plans—. *International Journal of Computer Engineering and Technology (IJCET)*, 15(5):2024, 2024.
- [26] Jintai Chen, Shuai Huang, Ying Zhang, Qing Chang, Yixiao Zhang, Dantong Li, Jia Qiu, Lianting Hu, Xiaoting Peng, Yunmei Du, et al. Congenital heart disease detection by pediatric electrocardiogram based deep learning integrated with human concepts. *Nature Communications*, 15(1):976, 2024.
- [27] Shanghua Gao, Ada Fang, Yepeng Huang, Valentina Giunchiglia, Ayush Noori, Jonathan Richard Schwarz, Yasha Ektefaie, Jovana Kondic, and Marinka Zitnik. Empowering biomedical discovery with ai agents. *Cell*, 187(22):6125–6151, 2024.
- [28] Jana Sedlakova and Manuel Trachsels. Conversational artificial intelligence in psychotherapy: a new therapeutic tool or agent? *The American Journal of Bioethics*, 23(5):4–13, 2023.
- [29] Carmen Moreno, Til Wykes, Silvana Galderisi, Merete Nordentoft, Nicolas Crossley, Nev Jones, Mary Cannon, Christoph U Correll, Louise Byrne, Sarah Carr, et al. How mental health care should change as a consequence of the covid-19 pandemic. *The lancet psychiatry*, 7(9):813–824, 2020.
- [30] Robert Meadows, Christine Hine, and Eleanor Suddaby. Conversational agents and the making of mental health recovery. *Digital health*, 6:2055207620966170, 2020.
- [31] M Shamim Kaiser, Shamim Al Mamun, Mufti Mahmud, and Marzia Hoque Tania. Healthcare robots to combat covid-19. *COVID-19: Prediction, decision-making, and its impacts*, pages 83–97, 2021.
- [32] Jane Holland, Liz Kingston, Conor McCarthy, Eddie Armstrong, Peter O’Dwyer, Fionn Merz, and Mark McConnell. Service robots in the healthcare sector. *Robotics*, 10(1):47, 2021.
- [33] Amelia Fiske, Peter Henningsen, and Alena Buyx. Your robot therapist will see you now: ethical implications of embodied artificial intelligence in psychiatry, psychology, and psychotherapy. *Journal of medical Internet research*, 21(5):e13216, 2019.
- [34] Lucie Kruse, Julia Hertel, Fariba Mostajeran, Susanne Schmidt, and Frank Steinicke. Would you go to a virtual doctor? a systematic literature review on user preferences for embodied virtual agents in healthcare. In *2023 IEEE International Symposium on Mixed and Augmented Reality (ISMAR)*, pages 672–682. IEEE, 2023.
- [35] Rong Huang, Hongxiu Li, Reima Suomi, Chenglong Li, and Teijo Peltoniemi. Intelligent physical robots in health care: systematic literature review. *Journal of medical Internet research*, 25:e39786, 2023.
- [36] Maria Kyrarini, Fotios Lygerakis, Akilesh Rajavenkatanarayanan, Christos Sevastopoulos, Harish Ram Nambiappan, Kodur Krishna Chaitanya, Ashwin Ramesh Babu, Joanne Mathew, and Fillia Makedon. A survey of robots in healthcare. *Technologies*, 9(1):8, 2021.
- [37] Yang Liu, Weixing Chen, Yongjie Bai, Xiaodan Liang, Guanbin Li, Wen Gao, and Liang Lin. Aligning cyber space with physical world: A comprehensive survey on embodied AI. *arXiv preprint arXiv:2407.06886*, 2024.
- [38] M Emre Celebi and Kemal Aydin. *Unsupervised learning algorithms*, volume 9. Springer, 2016.
- [39] Happiness Ugochi Dike, Yimin Zhou, Kranthi Kumar Deveerasetty, and Qingtian Wu. Unsupervised learning based on artificial neural network: A review. In *2018 IEEE International Conference on Cyborg and Bionic Systems (CBS)*, pages 322–327. IEEE, 2018.
- [40] Michael W Berry, Azlinah Mohamed, and Bee Wah Yap. *Supervised and unsupervised learning for data science*. Springer, 2019.
- [41] Guha Balakrishnan, Amy Zhao, Mert R Sabuncu, John Guttag, and Adrian V Dalca. An unsupervised learning model for deformable medical image registration. In *Proceedings of the IEEE conference on computer vision and pattern recognition*, pages 9252–9260, 2018.
- [42] Rishi Bommasani, Drew A Hudson, Ehsan Adeli, Russ Altman, Simran Arora, Sydney von Arx, Michael S Bernstein, Jeannette Bohg,

- Antoine Bosselut, Emma Brunskill, et al. On the opportunities and risks of foundation models. *arXiv preprint arXiv:2108.07258*, 2021.
- [43] Jeannette Bohg, Karol Hausman, Bharath Sankaran, Oliver Brock, Danica Kragic, Stefan Schaal, and Gaurav S Sukhatme. Interactive perception: Leveraging action in perception and perception in action. *IEEE Transactions on Robotics*, 33(6):1273–1291, 2017.
- [44] Peng Zhou. Enhancing deformable object manipulation by using interactive perception and assistive tools. *arXiv preprint arXiv:2311.09659*, 2023.
- [45] Can Cui, Haichun Yang, Yaohong Wang, Shilin Zhao, Zuhayr Asad, Lori A Coburn, Keith T Wilson, Bennett A Landman, and Yuankai Huo. Deep multimodal fusion of image and non-image data in disease diagnosis and prognosis: a review. *Progress in Biomedical Engineering*, 5(2):022001, 2023.
- [46] Fang Qingyun, Han Dapeng, and Wang Zhaokui. Cross-modality fusion transformer for multispectral object detection. *arXiv preprint arXiv:2111.00273*, 2021.
- [47] Kai Arulkumaran, Marc Peter Deisenroth, Miles Brundage, and Anil Anthony Bharath. Deep reinforcement learning: A brief survey. *IEEE Signal Processing Magazine*, 34(6):26–38, 2017.
- [48] Vincent François-Lavet, Peter Henderson, Riashat Islam, Marc G Bellemare, Joelle Pineau, et al. An introduction to deep reinforcement learning. *Foundations and Trends® in Machine Learning*, 11(3-4):219–354, 2018.
- [49] Julian Ibarz, Jie Tan, Chelsea Finn, Mrinal Kalakrishnan, Peter Pastor, and Sergey Levine. How to train your robot with deep reinforcement learning: lessons we have learned. *The International Journal of Robotics Research*, 40(4-5):698–721, 2021.
- [50] Hai Nguyen and Hung La. Review of deep reinforcement learning for robot manipulation. In *2019 Third IEEE international conference on robotic computing (IRC)*, pages 590–595. IEEE, 2019.
- [51] Kai Zhu and Tao Zhang. Deep reinforcement learning based mobile robot navigation: A review. *Tsinghua Science and Technology*, 26(5):674–691, 2021.
- [52] Wenshuai Zhao, Jorge Peña Queraltá, and Tomi Westerlund. Sim-to-real transfer in deep reinforcement learning for robotics: a survey. In *2020 IEEE symposium series on computational intelligence (SSCI)*, pages 737–744. IEEE, 2020.
- [53] Arun James Thirunavukarasu, Darren Shu Jeng Ting, Kabilan Elangovan, Laura Gutierrez, Ting Fang Tan, and Daniel Shu Wei Ting. Large language models in medicine. *Nature medicine*, 29(8):1930–1940, 2023.
- [54] Wayne Xin Zhao, Kun Zhou, Junyi Li, Tianyi Tang, Xiaolei Wang, Yupeng Hou, Yingqian Min, Beichen Zhang, Junjie Zhang, Zican Dong, et al. A survey of large language models. *arXiv preprint arXiv:2303.18223*, 2023.
- [55] Yupeng Chang, Xu Wang, Jindong Wang, Yuan Wu, Linyi Yang, Kaijie Zhu, Hao Chen, Xiaoyuan Yi, Cunxiang Wang, Yidong Wang, et al. A survey on evaluation of large language models. *ACM Transactions on Intelligent Systems and Technology*, 15(3):1–45, 2024.
- [56] Jason Wei, Yi Tay, Rishi Bommasani, Colin Raffel, Barret Zoph, Sebastian Borgeaud, Dani Yogatama, Maarten Bosma, Denny Zhou, Donald Metzler, et al. Emergent abilities of large language models. *arXiv preprint arXiv:2206.07682*, 2022.
- [57] Jack Gallifant, Majid Afshar, Saleem Ameen, Yindalon Aphinyanaphongs, Shan Chen, Giovanni Cacciamani, Dina Demner-Fushman, Dmitry Dligach, Roxana Daneshjou, Chrystinne Fernandes, et al. The tripod-llm reporting guideline for studies using large language models. *Nature Medicine*, pages 1–10, 2025.
- [58] Shukang Yin, Chaoyou Fu, Sirui Zhao, Ke Li, Xing Sun, Tong Xu, and Enhong Chen. A survey on multimodal large language models. *arXiv preprint arXiv:2306.13549*, 2023.
- [59] Duzhen Zhang, Yahan Yu, Jiahua Dong, Chenxing Li, Dan Su, Chenhui Chu, and Dong Yu. Mm-llms: Recent advances in multimodal large language models. *arXiv preprint arXiv:2401.13601*, 2024.
- [60] Bertalan Meskó. The impact of multimodal large language models on health care’s future. *Journal of medical Internet research*, 25:e52865, 2023.
- [61] Rawan AlSaad, Alaa Abd-Alrazaq, Sabri Boughorbel, Arfan Ahmed, Max-Antoine Renault, Rafat Damseh, and Javaid Sheikh. Multimodal large language models in health care: applications, challenges, and future outlook. *Journal of Medical Internet Research*, 26:e59505, 2024.
- [62] Hongyi Miao, Jun Jia, Yankun Cao, Yingjie Zhou, Yanwei Jiang, Zhi Liu, and Guangtao Zhai. Ultrasound-qbench: Can llms aid in quality assessment of ultrasound imaging? *arXiv preprint arXiv:2501.02751*, 2025.
- [63] Xinyi Hu, Zihan Chen, Kun Guo, Meng Zhang, and Howard Hao Yang. Adaptlink: A heterogeneity-aware adaptive framework for distributed mllm inference. In *AAAI 2025 Workshop on Artificial Intelligence for Wireless Communications and Networking (AI4WCN)*, 2025.
- [64] Anthony Brohan, Noah Brown, Justice Carbajal, Yevgen Chebotar, Xi Chen, Krzysztof Choromanski, Tianli Ding, Danny Driess, Avinava Dubey, Chelsea Finn, et al. Rt-2: Vision-language-action models transfer web knowledge to robotic control. *arXiv preprint arXiv:2307.15818*, 2023.
- [65] Yueen Ma, Zixing Song, Yuzheng Zhuang, Jianye Hao, and Irwin King. A survey on vision-language-action models for embodied ai. *arXiv preprint arXiv:2405.14093*, 2024.
- [66] Moo Jin Kim, Karl Pertsch, Siddharth Karamcheti, Ted Xiao, Ashwin Balakrishna, Suraj Nair, Rafael Rafailov, Ethan Foster, Grace Lam, Pannag Sanketi, et al. Openvla: An open-source vision-language-action model. *arXiv preprint arXiv:2406.09246*, 2024.
- [67] Junjie Wen, Yichen Zhu, Jinming Li, Minjie Zhu, Kun Wu, Zhiyuan Xu, Ning Liu, Ran Cheng, Chaomin Shen, Yaxin Peng, et al. Tinyvla: Towards fast, data-efficient vision-language-action models for robotic manipulation. *arXiv preprint arXiv:2409.12514*, 2024.
- [68] David Ha and Jürgen Schmidhuber. World models. *arXiv preprint arXiv:1803.10122*, 2018.
- [69] Hao Liu, Wilson Yan, Matei Zaharia, and Pieter Abbeel. World model on million-length video and language with ringattention. *arXiv e-prints*, pages arXiv–2402, 2024.
- [70] Zihan Ding, Amy Zhang, Yuandong Tian, and Qingqing Zheng. Diffusion world model. *arXiv preprint arXiv:2402.03570*, 2024.
- [71] Jiazhao Zhang, Kunyu Wang, Shaoan Wang, Minghan Li, Haoran Liu, Songlin Wei, Zhongyuan Wang, Zhizheng Zhang, and He Wang. Uni-navid: A video-based vision-language-action model for unifying embodied navigation tasks. *arXiv preprint arXiv:2412.06224*, 2024.
- [72] Sichao Liu, Jianjing Zhang, Robert X Gao, Xi Vincent Wang, and Lihui Wang. Vision-language model-driven scene understanding and robotic object manipulation. In *2024 IEEE 20th International Conference on Automation Science and Engineering (CASE)*, pages 21–26. IEEE, 2024.
- [73] Umar Ali Bukar, Md Shohel Sayeed, Siti Fatimah Abdul Razak, Sumendra Yogarayan, Oluwatosin Ahmed Amodu, and Raja Azlina Raja Mahmood. A method for analyzing text using vosviewer. *MethodsX*, 11:102339, 2023.

- [74] Can Cui, Yunsheng Ma, Xu Cao, Wenqian Ye, Yang Zhou, Kaizhao Liang, Jintai Chen, Juanwu Lu, Zichong Yang, Kuei-Da Liao, et al. A survey on multimodal large language models for autonomous driving. In *Proceedings of the IEEE/CVF Winter Conference on Applications of Computer Vision*, pages 958–979, 2024.
- [75] Aleks Attanasio, Bruno Scaglioni, Elena De Momi, Paolo Fiorini, and Pietro Valdastri. Autonomy in surgical robotics. *Annual Review of Control, Robotics, and Autonomous Systems*, 4(1):651–679, 2021.
- [76] Gaby Odekerken-Schröder, Cristina Mele, Tiziana Russo-Spena, Dominik Mahr, and Andrea Ruggiero. Mitigating loneliness with companion robots in the covid-19 pandemic and beyond: an integrative framework and research agenda. *Journal of Service Management*, 31(6):1149–1162, 2020.
- [77] Septimiu E Salcudean, Hamid Moradi, David G Black, and Nassir Navab. Robot-assisted medical imaging: A review. *Proceedings of the IEEE*, 110(7):951–967, 2022.
- [78] Yuan Bi, Zhongliang Jiang, Felix Duelmer, Dianye Huang, and Nassir Navab. Machine learning in robotic ultrasound imaging: Challenges and perspectives. *Annual Review of Control, Robotics, and Autonomous Systems*, 7, 2024.
- [79] Min Hun Lee, Daniel P Siewiorek, Asim Smailagic, Alexandre Bernardino, and Sergi Bermúdez i Badia. Enabling ai and robotic coaches for physical rehabilitation therapy: iterative design and evaluation with therapists and post-stroke survivors. *International Journal of Social Robotics*, 16(1):1–22, 2024.
- [80] Ding-Qiao Wang, Long-Yu Feng, Jin-Guo Ye, Jin-Gen Zou, and Ying-Feng Zheng. Accelerating the integration of chatgpt and other large-scale ai models into biomedical research and healthcare. *MedComm–Future Medicine*, 2(2):e43, 2023.
- [81] Svenja Breuer, Maximilian Braun, Daniel Tigard, Alena Buyx, and Ruth Müller. How engineers’ imaginaries of healthcare shape design and user engagement: A case study of a robotics initiative for geriatric healthcare ai applications. *ACM Transactions on Computer-Human Interaction*, 30(2):1–33, 2023.
- [82] David Ben-Israel, W Bradley Jacobs, Steve Casha, Stefan Lang, Won Hyung A Ryu, Madeleine de Lotbiniere-Bassett, and David W Cadotte. The impact of machine learning on patient care: a systematic review. *Artificial intelligence in medicine*, 103:101785, 2020.
- [83] B. Bhinder, Coryandar Gilvary, Neel S. Madhukar, and O. Elemento. Artificial intelligence in cancer research and precision medicine. *Cancer discovery*, 11 4:900–915, 2021.
- [84] Frederick Klauschen, Jonas Dippel, Philipp Keyl, P. Jurmeister, M. Bockmayr, Andreas Mock, Oliver Buchstab, M. Alber, Lukas Ruff, G. Montavon, and Klaus-Robert Müller. Toward explainable artificial intelligence for precision pathology. *Annual review of pathology*, 2023.
- [85] Anwar Shams. Leveraging state-of-the-art ai algorithms in personalized oncology: From transcriptomics to treatment. *Diagnostics*, 14, 2024.
- [86] F. Pun, Bonnie Hei Man Liu, X. Long, Hoi-Wing Leung, Geoffrey Ho Duen Leung, Quinlan T Mewborne, Junli Gao, Anastasia Shneyderman, I. Ozerov, Ju Wang, Fengzhi Ren, A. Aliper, E. Bischof, E. Izumchenko, Xiaoming Guan, Ke Zhang, B. Lu, J. Rothstein, M. Cudkovicz, and A. A. Zhavoronkov. Identification of therapeutic targets for amyotrophic lateral sclerosis using pandaomics – an ai-enabled biological target discovery platform. *Frontiers in Aging Neuroscience*, 14, 2022.
- [87] S. Bhattamisra, Priyanka Banerjee, Pratibha Gupta, Jayashree Mayuren, S. Patra, and Mayuren Candasamy. Artificial intelligence in pharmaceutical and healthcare research. *Big Data Cogn. Comput.*, 7:10, 2023.
- [88] J. Sak and Magdalena Suchodolska. Artificial intelligence in nutrients science research: A review. *Nutrients*, 13, 2021.
- [89] Paul Istasy, Wen Shen Lee, Alla E. Iansavichene, Ross Upshur, B. Gyawali, J. Burkell, B. Sadikovic, A. Lazo-Langner, and B. Chin-Yee. The impact of artificial intelligence on health equity in oncology: Scoping review. *Journal of Medical Internet Research*, 24, 2022.
- [90] Loo G Pee, Shan L Pan, and Lili Cui. Artificial intelligence in healthcare robots: A social informatics study of knowledge embodiment. *Journal of the Association for Information Science and Technology*, 70(4):351–369, 2019.
- [91] Amelia Fiske, Peter Henningsen, and Alena Buyx. The implications of embodied artificial intelligence in mental healthcare for digital wellbeing. *Ethics of Digital Well-Being: A Multidisciplinary Approach*, pages 207–219, 2020.
- [92] Tomi Kokkonen, Nils Ehrenberg, Pii Telakivi, Tuomas Vesterinen, et al. Beyond robot therapy: Embodied ai, mental healthcare, and value sensitive design. In *Social Robots in Social Institutions*, pages 683–687. IOS Press, 2023.
- [93] Fran Soljagic, Theresa Law, Meia Chita-Tegmark, and Matthias Scheutz. Robots in healthcare as envisioned by care professionals. *Intelligent Service Robotics*, pages 1–17, 2024.
- [94] V Kavidha, N Gayathri, and S Rakesh Kumar. Ai, iot and robotics in the medical and healthcare field. *AI and IoT-Based Intelligent Automation in Robotics*, pages 165–187, 2021.
- [95] Allison M Okamura, Maja J Matarić, and Henrik I Christensen. Medical and health-care robotics. *IEEE Robotics & Automation Magazine*, 17(3):26–37, 2010.
- [96] Nicolas Terry. Of regulating healthcare ai and robots. *Yale JL & Tech.*, 21:133, 2019.
- [97] S Kalaivani, D Nasreen Banu, I Parvin Begum, and Jeevitha Sivasamy. Cognitive robotics: Integrating artificial intelligence and embodied intelligence for advanced problem solving. *Journal of Artificial Intelligence and Capsule Networks*, 5(4):462–480, 2023.
- [98] Yueh-Hsuan Weng, CH Ho, et al. Embodiment and algorithms for human–robot interaction. *The Cambridge Handbook of the Law of Algorithms W Barfield*, pages 736–56, 2020.
- [99] Selina Bachem. Ai use in healthcare: Exploring how healthcare ai impacts work practices and collaborative work among healthcare professionals. Master’s thesis, University of Twente, 2023.
- [100] Donghee Shin. Embodying algorithms, enactive artificial intelligence and the extended cognition: You can see as much as you know about algorithm. *Journal of Information Science*, 49(1):18–31, 2023.
- [101] Matt Deitke, Eli VanderBilt, Alvaro Herrasti, Luca Weihs, Kiana Ehsani, Jordi Salvador, Winson Han, Eric Kolve, Aniruddha Kembhavi, and Roozbeh Mottaghi. Proctor: Large-scale embodied ai using procedural generation. *Advances in Neural Information Processing Systems*, 35:5982–5994, 2022.
- [102] Huan Xu, Jinlin Wu, Guanglin Cao, Zhen Chen, Zhen Lei, and Hongbin Liu. Transforming surgical interventions with embodied intelligence for ultrasound robotics. In *International Conference on Medical Image Computing and Computer-Assisted Intervention*, pages 703–713. Springer, 2024.



- [103] Izidor Mlakar, Valentino Šafran, Daniel Hari, Matej Rojc, Gazihan Alankuş, Rafael Pérez Luna, and Umüt Ariöz. Multilingual conversational systems to drive the collection of patient-reported outcomes and integration into clinical workflows. *Symmetry*, 13(7):1187, 2021.
- [104] Mohan P Kumar. A study on reliance of artificial intelligence embodied robots roles in health applications. In *IOP Conference Series: Materials Science and Engineering*, volume 1123, page 012066. IOP Publishing, 2021.
- [105] Edgar M Hidalgo, Leah Wright, Mats Isaksson, Gavin Lambert, and Thomas H Marwick. Current applications of robot-assisted ultrasound examination. *Cardiovascular Imaging*, 16(2):239–247, 2023.
- [106] Zhongliang Jiang, Xuesong Li, Chenyu Zhang, Yuan Bi, Walter Stechele, and Nassir Navab. Skeleton graph-based ultrasound-ct non-rigid registration. *IEEE Robotics and Automation Letters*, 8(8):4394–4401, 2023.
- [107] Jun Liu, Yu Jiang, Rui He, Fei Cui, Yuechun Lin, Ke Xu, Weipeng Cai, Zhexue Hao, Yuan Zeng, Xiangqian Chen, et al. Robotic-assisted navigation system for preoperative lung nodule localization: a pilot study. *Translational Lung Cancer Research*, 12(11):2283, 2023.
- [108] Yao Lin, Jiazheng Wang, Qinghao Liu, Kang Zhang, Min Liu, and Yaonan Wang. Cfnet: Context fusing attentional network for preoperative ct image segmentation in robotic surgery. *Computers in Biology and Medicine*, 171:108115, 2024.
- [109] Ameya Pore, Davide Corsi, Enrico Marchesini, Diego Dall’Alba, Alicia Casals, Alessandro Farinelli, and Paolo Fiorini. Safe reinforcement learning using formal verification for tissue retraction in autonomous robotic-assisted surgery. In *2021 IEEE/RSJ International Conference on Intelligent Robots and Systems (IROS)*, pages 4025–4031. IEEE, 2021.
- [110] Kang Su, Jingwei Liu, Xiaoqi Ren, Yingxiang Huo, Guanglong Du, Wei Zhao, Xueqian Wang, Bin Liang, Di Li, and Peter Xiaoping Liu. A fully autonomous robotic ultrasound system for thyroid scanning. *Nature Communications*, 15(1):4004, 2024.
- [111] Maneesh Bilalpur, Mert Inan, Dorsa Zeinali, Jeffrey F Cohn, and Malihe Alikhani. Learning to generate context-sensitive backchannel smiles for embodied ai agents with applications in mental health dialogues. *arXiv preprint arXiv:2402.08837*, 2024.
- [112] Han Li, Renwen Zhang, Yi-Chieh Lee, Robert E Kraut, and David C Mohr. Systematic review and meta-analysis of ai-based conversational agents for promoting mental health and well-being. *NPJ Digital Medicine*, 6(1):236, 2023.
- [113] Zhongchao Zhou, Yuxi Lu, Pablo Enrique Tortós, Ruian Qin, Shota Kokubu, Fuko Matsunaga, Qiaolian Xie, and Wenwei Yu. Addressing data imbalance in sim2real: Imbalsim2real scheme and its application in finger joint stiffness self-sensing for soft robot-assisted rehabilitation. *Frontiers in Bioengineering and Biotechnology*, 12:1334643, 2024.
- [114] Laurence Chaby, Amine Benamara, Maribel Pino, Elise Prigent, Brian Ravenet, Jean-Claude Martin, H el ene Vanderstichel, Raquel Becerril-Ortega, Anne-Sophie Rigaud, and Mohamed Chetouani. Embodied virtual patients as a simulation-based framework for training clinician-patient communication skills: An overview of their use in psychiatric and geriatric care. *Frontiers in virtual reality*, 3:827312, 2022.
- [115] Hui Zhang, Jianzhi Lyu, Chuangchuang Zhou, Hongzhuo Liang, Yuyang Tu, Fuchun Sun, and Jianwei Zhang. Adg-net: A sim2real multimodal learning framework for adaptive dexterous grasping. *IEEE Transactions on Cybernetics*, 2025.
- [116] Chukwuka Elendu, Dependable C Amaechi, Tochi C Elendu, Klein A Jingwa, Osinachi K Okoye, Minichimso John Okah, John A Ladele, Abdirahman H Farah, and Hameed A Alimi. Ethical implications of ai and robotics in healthcare: A review. *Medicine*, 102(50):e36671, 2023.
- [117] Francesco De Micco, Vittoradolfo Tambone, Paola Frati, Mariano Cingolani, and Roberto Scendoni. Disability 4.0: bioethical considerations on the use of embodied artificial intelligence. *Frontiers in Medicine*, 11:1437280, 2024.
- [118] J ulia Pareto Boada, Bego na Rom an Maestre, and Carme Torras Gen is. The ethical issues of social assistive robotics: A critical literature review. *Technology in Society*, 67:101726, 2021.
- [119] Bernd Carsten Stahl and Mark Coeckelbergh. Ethics of healthcare robotics: Towards responsible research and innovation. *Robotics and Autonomous Systems*, 86:152–161, 2016.
- [120] Arne Maibaum, Andreas Bischof, Jannis Hergesell, and Benjamin Lipp. A critique of robotics in health care. *AI & society*, pages 1–11, 2022.
- [121] Eduard Fosch-Villaronga and Hadassah Drukarch. On healthcare robots: Concepts, definitions, and considerations for healthcare robot governance. *arXiv preprint arXiv:2106.03468*, 2021.
- [122] Ying Zheng, Lei Yao, Yuejiao Su, Yi Zhang, Yi Wang, Sicheng Zhao, Yiyi Zhang, and Lap-Pui Chau. A survey of embodied learning for object-centric robotic manipulation. *arXiv preprint arXiv:2408.11537*, 2024.
- [123] Fanlong Zeng, Wensheng Gan, Yongheng Wang, Ning Liu, and Philip S Yu. Large language models for robotics: A survey. *arXiv preprint arXiv:2311.07226*, 2023.
- [124] Jiafei Duan, Samson Yu, Hui Li Tan, Hongyuan Zhu, and Cheston Tan. A survey of embodied ai: From simulators to research tasks. *IEEE Transactions on Emerging Topics in Computational Intelligence*, 6(2):230–244, 2022.
- [125] Rolf Pfeifer and Fumiya Iida. Embodied artificial intelligence: Trends and challenges. *Lecture notes in computer science*, pages 1–26, 2004.
- [126] Anthony Zador, Sean Escola, Blake Richards, Bence  lveczky, Yoshua Bengio, Kwabena Boahen, Matthew Botvinick, Dmitri Chklovskii, Anne Churchland, Claudia Clopath, et al. Catalyzing next-generation artificial intelligence through neuroai. *Nature communications*, 14(1):1597, 2023.
- [127] What is spatial intelligence?, 2024.
- [128] Dhruv Batra, Angel X Chang, Sonia Chernova, Andrew J Davison, Jia Deng, Vladlen Koltun, Sergey Levine, Jitendra Malik, Igor Mordatch, Roozbeh Mottaghi, et al. Rearrangement: A challenge for embodied ai. *arXiv preprint arXiv:2011.01975*, 2020.
- [129] Jonathan Francis, Nariaki Kitamura, Felix Labelle, Xiaopeng Lu, Ingrid Navarro, and Jean Oh. Core challenges in embodied vision-language planning. *Journal of Artificial Intelligence Research*, 74:459–515, 2022.
- [130] Jiaqi Wang, Zhengliang Liu, Lin Zhao, Zihao Wu, Chong Ma, Sigang Yu, Haixing Dai, Qiushi Yang, Yiheng Liu, Songyao Zhang, et al. Review of large vision models and visual prompt engineering. *Meta-Radiology*, page 100047, 2023.
- [131] Andr e Susano Pinto, Alexander Kolesnikov, Yuge Shi, Lucas Beyer, and Xiaohua Zhai. Tuning computer vision models with task rewards. In *International Conference on Machine Learning*, pages 33229–33239. PMLR, 2023.
- [132] Lu Yuan, Dongdong Chen, Yi-Ling Chen, Noel Codella, Xiyang Dai, Jianfeng Gao, Houdong Hu, Xuedong Huang, Boxin Li, Chunyuan Li, et al. Florence: A new foundation model for computer vision. *arXiv preprint arXiv:2111.11432*, 2021.
- [133] Zal an Borsos, Rapha el Marinier, Damien Vincent, Eugene Kharitonov, Olivier Pietquin, Matt Sharifi, Dominik Roblek, Olivier Teboul, David Grangier, Marco Tagliasacchi, et al. Audiolm: a language modeling approach to audio generation. *IEEE/ACM transactions on audio*,

- speech, and language processing*, 31:2523–2533, 2023.
- [134] Dongchao Yang, Jinchuan Tian, Xu Tan, Rongjie Huang, Songxiang Liu, Xuankai Chang, Jiatong Shi, Sheng Zhao, Jiang Bian, Xixin Wu, et al. Uniaudio: An audio foundation model toward universal audio generation. *arXiv preprint arXiv:2310.00704*, 2023.
- [135] Siddique Latif, Moazzam Shoukat, Fahad Shamshad, Muhammad Usama, Yi Ren, Heriberto Cuayáhuitl, Wenwu Wang, Xulong Zhang, Roberto Togneri, Erik Cambria, et al. Sparks of large audio models: A survey and outlook. *arXiv preprint arXiv:2308.12792*, 2023.
- [136] Shuo Liu, Adria Mallol-Ragolta, Emilia Parada-Cabaleiro, Kun Qian, Xin Jing, Alexander Kathan, Bin Hu, and Bjoern W Schuller. Audio self-supervised learning: A survey. *Patterns*, 3(12), 2022.
- [137] Shiqing Zhang, Yijiao Yang, Chen Chen, Xingnan Zhang, Qingming Leng, and Xiaoming Zhao. Deep learning-based multimodal emotion recognition from audio, visual, and text modalities: A systematic review of recent advancements and future prospects. *Expert Systems with Applications*, 237:121692, 2024.
- [138] Kilian Carolan, Laura Fennelly, and Alan F Smeaton. A review of multi-modal large language and vision models. *arXiv preprint arXiv:2404.01322*, 2024.
- [139] Xiaodong He, Li Deng, Richard Rose, Minlie Huang, Isabel Trancoso, and Chao Zhang. Introduction to the special issue on deep learning for multi-modal intelligence across speech, language, vision, and heterogeneous signals. *IEEE Journal of Selected Topics in Signal Processing*, 14(3):474–477, 2020.
- [140] Xin Wei and Liang Zhou. Ai-enabled cross-modal communications. *IEEE wireless communications*, 28(4):182–189, 2021.
- [141] Wen Qi, Hang Su, Ke Fan, Ziyang Chen, Jiehao Li, Xuanyi Zhou, Yingbai Hu, Longbin Zhang, Giancarlo Ferrigno, and Elena De Momi. Multimodal data fusion framework enhanced robot-assisted minimally invasive surgery. *Transactions of the Institute of Measurement and Control*, 44(4):735–743, 2022.
- [142] Qian Zhou, Ting Chen, Hua Zou, and Xuan Xiao. Uncertainty-aware incomplete multimodal fusion for few-shot central retinal artery occlusion classification. *Information Fusion*, 104:102200, 2024.
- [143] Tingyu Li, Junpeng Bao, Jiaqi Qin, Yuping Liang, Ruijiang Zhang, and Jason Wang. Multi-modal intent detection with lvamoe: the language-visual-audio mixture of experts. *2024 IEEE International Conference on Multimedia and Expo (ICME)*, pages 1–6, 2024.
- [144] Wonjae Kim, Bokyung Son, and Ildoo Kim. Vilt: Vision-and-language transformer without convolution or region supervision. In *International conference on machine learning*, pages 5583–5594. PMLR, 2021.
- [145] Tim Stelzner, David Baur, Juliane Neumann, Johann Berger, Anna Völker, Christoph-E Heyde, Thomas Neumuth, and Richard Bieck. Recognition of the lumbar spine using mri plane-based film conditioning and patient dependent batching on semantic segmentation. In *Current Directions in Biomedical Engineering*, volume 10, pages 81–84. De Gruyter, 2024.
- [146] Mehmet Ozgur Turkoglu, Alexander Becker, Hüseyin Anil Gündüz, Mina Rezaei, Bernd Bischl, Rodrigo Caye Daudt, Stefano D’Aronco, Jan Wegner, and Konrad Schindler. Film-ensemble: Probabilistic deep learning via feature-wise linear modulation. *Advances in neural information processing systems*, 35:22229–22242, 2022.
- [147] Bingyu Li, Da Zhang, Zhiyuan Zhao, Junyu Gao, and Xuelong Li. Stitchfusion: Weaving any visual modalities to enhance multimodal semantic segmentation. *ArXiv*, abs/2408.01343, 2024.
- [148] Chao Jia, Yinfei Yang, Ye Xia, Yi-Ting Chen, Zarana Parekh, Hieu Pham, Quoc Le, Yun-Hsuan Sung, Zhen Li, and Tom Duerig. Scaling up visual and vision-language representation learning with noisy text supervision. In *International conference on machine learning*, pages 4904–4916. PMLR, 2021.
- [149] Zhixiong Nan, Jizhi Peng, Jingjing Jiang, Hui Chen, Ben Yang, Jingmin Xin, and Nanning Zheng. A joint object detection and semantic segmentation model with cross-attention and inner-attention mechanisms. *Neurocomputing*, 463:212–225, 2021.
- [150] Yunze Liu, Qingnan Fan, Shanghang Zhang, Hao Dong, Thomas Funkhouser, and Li Yi. Contrastive multimodal fusion with tupleinforce. In *Proceedings of the IEEE/CVF International Conference on Computer Vision*, pages 754–763, 2021.
- [151] Jinghui Liu, Daniel Capurro, Anthony Nguyen, and Karin Verspoor. Attention-based multimodal fusion with contrast for robust clinical prediction in the face of missing modalities. *Journal of Biomedical Informatics*, 145:104466, 2023.
- [152] Liu Yang, Zhenjie Wu, Junkun Hong, and Jun Long. Mcl: A contrastive learning method for multimodal data fusion in violence detection. *IEEE Signal Processing Letters*, 30:408–412, 2022.
- [153] Jiehao Tang, Zhuang Ma, Kaiyu Gan, Jianhua Zhang, and Zhong Yin. Hierarchical multimodal-fusion of physiological signals for emotion recognition with scenario adaption and contrastive alignment. *Information Fusion*, 103:102129, 2024.
- [154] Alec Radford, Jong Wook Kim, Chris Hallacy, Aditya Ramesh, Gabriel Goh, Sandhini Agarwal, Girish Sastry, Amanda Askell, Pamela Mishkin, Jack Clark, Gretchen Krueger, and Ilya Sutskever. Learning transferable visual models from natural language supervision, 2021.
- [155] Bin Zhu, Bin Lin, Munan Ning, Yang Yan, Jiayi Cui, Hongfa Wang, Yatian Pang, Wenhao Jiang, Junwu Zhang, Zongwei Li, et al. Languagebind: Extending video-language pretraining to n-modality by language-based semantic alignment. *arXiv preprint arXiv:2310.01852*, 2023.
- [156] Yun-Da Tsai, Ting-Yu Yen, Pei-Fu Guo, Zhe-Yan Li, and Shou-De Lin. Text-centric alignment for multi-modality learning. *arXiv preprint arXiv:2402.08086*, 2024.
- [157] Hangbo Bao, Wenhui Wang, Li Dong, Qiang Liu, Owais Khan Mohammed, Kriti Aggarwal, Subhojit Som, Songhao Piao, and Furu Wei. Vlmoe: Unified vision-language pre-training with mixture-of-modality-experts. *Advances in Neural Information Processing Systems*, 35:32897–32912, 2022.
- [158] Alec Radford, Jong Wook Kim, Chris Hallacy, Aditya Ramesh, Gabriel Goh, Sandhini Agarwal, Girish Sastry, Amanda Askell, Pamela Mishkin, Jack Clark, et al. Learning transferable visual models from natural language supervision. In *International conference on machine learning*, pages 8748–8763. PMLR, 2021.
- [159] Zekun Wang, Wenhui Wang, Haichao Zhu, Ming Liu, Bing Qin, and Furu Wei. Distilled dual-encoder model for vision-language understanding. *arXiv preprint arXiv:2112.08723*, 2021.
- [160] Alireza Salemi, Juan Altmayer Pizzorno, and Hamed Zamani. A symmetric dual encoding dense retrieval framework for knowledge-intensive visual question answering. In *Proceedings of the 46th International ACM SIGIR Conference on Research and Development in Information Retrieval*, pages 110–120, 2023.
- [161] Xiaoze Jiang, Jing Yu, Zengchang Qin, Yingying Zhuang, Xingxing Zhang, Yue Hu, and Qi Wu. Dualvd: An adaptive dual encoding

- model for deep visual understanding in visual dialogue. In *Proceedings of the AAAI conference on artificial intelligence*, volume 34, pages 11125–11132, 2020.
- [162] Tiago Gonçalves, Isabel Rio-Torto, Luís F Teixeira, and Jaime S Cardoso. A survey on attention mechanisms for medical applications: are we moving toward better algorithms? *IEEE Access*, 10:98909–98935, 2022.
- [163] Fuzhong Zheng, Weipeng Li, Xu Wang, Luyao Wang, Xiong Zhang, and Haisu Zhang. A cross-attention mechanism based on regional-level semantic features of images for cross-modal text-image retrieval in remote sensing. *Applied Sciences*, 12(23):12221, 2022.
- [164] Zhaoyang Niu, Guoqiang Zhong, and Hui Yu. A review on the attention mechanism of deep learning. *Neurocomputing*, 452:48–62, 2021.
- [165] Marc Brockschmidt. Gnn-film: Graph neural networks with feature-wise linear modulation. In *International Conference on Machine Learning*, pages 1144–1152. PMLR, 2020.
- [166] Jiasen Lu, Dhruv Batra, Devi Parikh, and Stefan Lee. Vilbert: Pretraining task-agnostic visiolinguistic representations for vision-and-language tasks. *Advances in neural information processing systems*, 32, 2019.
- [167] Hao Tan and Mohit Bansal. Lxmert: Learning cross-modality encoder representations from transformers. *arXiv preprint arXiv:1908.07490*, 2019.
- [168] Yen-Chun Chen, Linjie Li, Licheng Yu, Ahmed El Kholy, Faisal Ahmed, Zhe Gan, Yu Cheng, and Jingjing Liu. Uniter: Universal image-text representation learning. In *European conference on computer vision*, pages 104–120. Springer, 2020.
- [169] Luowei Zhou, Hamid Palangi, Lei Zhang, Houdong Hu, Jason Corso, and Jianfeng Gao. Unified vision-language pre-training for image captioning and vqa. In *Proceedings of the AAAI conference on artificial intelligence*, volume 34, pages 13041–13049, 2020.
- [170] Weijie Su, Xizhou Zhu, Yue Cao, Bin Li, Lewei Lu, Furu Wei, and Jifeng Dai. Vi-bert: Pre-training of generic visual-linguistic representations. *arXiv preprint arXiv:1908.08530*, 2019.
- [171] Wei Li, Can Gao, Guocheng Niu, Xinyan Xiao, Hao Liu, Jiachen Liu, Hua Wu, and Haifeng Wang. Unimo: Towards unified-modal understanding and generation via cross-modal contrastive learning. *arXiv preprint arXiv:2012.15409*, 2020.
- [172] Xiujun Li, Xi Yin, Chunyuan Li, Pengchuan Zhang, Xiaowei Hu, Lei Zhang, Lijuan Wang, Houdong Hu, Li Dong, Furu Wei, et al. Oscar: Object-semantics aligned pre-training for vision-language tasks. In *Computer Vision—ECCV 2020: 16th European Conference, Glasgow, UK, August 23–28, 2020, Proceedings, Part XXX 16*, pages 121–137. Springer, 2020.
- [173] Abdullah Azeem, Zhengzhou Li, Abubakar Siddique, Yuting Zhang, and Shangbo Zhou. Unified multimodal fusion transformer for few shot object detection for remote sensing images. *Information Fusion*, page 102508, 2024.
- [174] Heng-yang Lu, Chenyou Fan, Xiaoning Song, and Wei Fang. A novel few-shot learning based multi-modality fusion model for covid-19 rumor detection from online social media. *PeerJ Computer Science*, 7:e688, 2021.
- [175] Fan Liu, Tianshu Zhang, Wenwen Dai, Chuanyi Zhang, Wenwen Cai, Xiaocong Zhou, and Delong Chen. Few-shot adaptation of multi-modal foundation models: A survey. *Artificial Intelligence Review*, 57(10):268, 2024.
- [176] Chunpeng Zhou, Haishuai Wang, Xilu Yuan, Zhi Yu, and Jiajun Bu. Less is more: A closer look at multi-modal few-shot learning. *arXiv preprint arXiv:2401.05010*, 2024.
- [177] Tianyu Wang, Zhihao Liu, Lihui Wang, Mian Li, and Xi Vincent Wang. Data-efficient multimodal human action recognition for proactive human–robot collaborative assembly: A cross-domain few-shot learning approach. *Robotics and Computer-Integrated Manufacturing*, 89:102785, 2024.
- [178] Xi Victoria Lin, Akshat Shrivastava, Liang Luo, Srinivasan Iyer, Mike Lewis, Gargi Ghosh, Luke Zettlemoyer, and Armen Aghajanyan. Moma: Efficient early-fusion pre-training with mixture of modality-aware experts. *arXiv preprint arXiv:2407.21770*, 2024.
- [179] Bin Lin, Zhenyu Tang, Yang Ye, Jiayi Cui, Bin Zhu, Peng Jin, Junwu Zhang, Munan Ning, and Li Yuan. Moe-llava: Mixture of experts for large vision-language models. *arXiv preprint arXiv:2401.15947*, 2024.
- [180] Ruixia Jiang, Lingbo Liu, and Changwen Chen. Conditional prompt tuning for multimodal fusion. *ArXiv*, abs/2312.03734, 2023.
- [181] Hengshuang Zhao, Jiaya Jia, and Vladlen Koltun. Exploring self-attention for image recognition. In *Proceedings of the IEEE/CVF conference on computer vision and pattern recognition*, pages 10076–10085, 2020.
- [182] Zecheng Liu, Jia Wei, Rui Li, and Jianlong Zhou. Sfusion: Self-attention based n-to-one multimodal fusion block. In *International Conference on Medical Image Computing and Computer-Assisted Intervention*, pages 159–169. Springer, 2023.
- [183] Corey Lynch, Ayzaan Wahid, Jonathan Tompson, Tianli Ding, James Betker, Robert Baruch, Travis Armstrong, and Pete Florence. Interactive language: Talking to robots in real time. *IEEE Robotics and Automation Letters*, 2023.
- [184] Jorge Pena Queralt, Jussi Taipalmaa, Bilge Can Pullinen, Victor Kathan Sarker, Tuan Nguyen Gia, Hannu Tenhunen, Moncef Gabbouj, Jenni Raitoharju, and Tomi Westerlund. Collaborative multi-robot search and rescue: Planning, coordination, perception, and active vision. *IEEE Access*, 8:191617–191643, 2020.
- [185] Tonci Novkovic, Remi Pautrat, Fadri Furrer, Michel Breyer, Roland Siegwart, and Juan Nieto. Object finding in cluttered scenes using interactive perception. In *2020 IEEE International Conference on Robotics and Automation (ICRA)*, pages 8338–8344. IEEE, 2020.
- [186] Yue Hu, Mehdi Benallegue, Gentiane Venture, and Eiichi Yoshida. Interact with me: An exploratory study on interaction factors for active physical human-robot interaction. *IEEE Robotics and Automation Letters*, 5(4):6764–6771, 2020.
- [187] Hongcheng Luo, Wei Zhai, Jing Zhang, Yang Cao, and Dacheng Tao. Leverage interactive affinity for affordance learning. *2023 IEEE/CVF Conference on Computer Vision and Pattern Recognition (CVPR)*, pages 6809–6819, 2023.
- [188] X. Wang, Rohit Girdhar, and A. Gupta. Binge watching: Scaling affordance learning from sitcoms. *2017 IEEE Conference on Computer Vision and Pattern Recognition (CVPR)*, pages 3366–3375, 2017.
- [189] Daniel Graves, Johannes Günther, and Jun Luo. Affordance as general value function: a computational model. *Adaptive Behavior*, 30(4):307–327, 2022.
- [190] L. L. Goff, Oussama Yaakoubi, Alexandre Coninx, and S. Doncieux. Building an affordances map with interactive perception. *Frontiers in Neurobotics*, 16, 2019.
- [191] Kaichun Mo, Leonidas J Guibas, Mustafa Mukadam, Abhinav Gupta, and Shubham Tulsiani. Where2act: From pixels to actions for articulated 3d objects. In *Proceedings of the IEEE/CVF International Conference on Computer Vision*, pages 6813–6823, 2021.
- [192] Chuanruo Ning, Ruihai Wu, Haoran Lu, Kaichun Mo, and Hao Dong. Where2explore: Few-shot affordance learning for unseen novel categories of articulated objects. *Advances in Neural Information Processing Systems*, 36, 2024.

- [193] Yiran Geng, Boshi An, Haoran Geng, Yuanpei Chen, Yaodong Yang, and Hao Dong. Rlafford: End-to-end affordance learning for robotic manipulation. In *2023 IEEE International Conference on Robotics and Automation (ICRA)*, pages 5880–5886. IEEE, 2023.
- [194] Artem Molchanov, Tao Chen, Wolfgang Hönig, James A Preiss, Nora Ayanian, and Gaurav S Sukhatme. Sim-to-(multi)-real: Transfer of low-level robust control policies to multiple quadrotors. In *2019 IEEE/RSJ International Conference on Intelligent Robots and Systems (IROS)*, pages 59–66. IEEE, 2019.
- [195] Ajay Mandlekar, Danfei Xu, Josiah Wong, Soroush Nasiriany, Chen Wang, Rohun Kulkarni, Li Fei-Fei, Silvio Savarese, Yuke Zhu, and Roberto Martín-Martín. What matters in learning from offline human demonstrations for robot manipulation. *arXiv preprint arXiv:2108.03298*, 2021.
- [196] Nur Muhammad Shafullah, Zichen Cui, Ariuntuya Arty Altanzaya, and Lerrel Pinto. Behavior transformers: Cloning k modes with one stone. *Advances in neural information processing systems*, 35:22955–22968, 2022.
- [197] TP Lillicrap. Continuous control with deep reinforcement learning. *arXiv preprint arXiv:1509.02971*, 2015.
- [198] Jong Ha Woo, Lei Wu, Jong-Bae Park, and Jae Hyung Roh. Real-time optimal power flow using twin delayed deep deterministic policy gradient algorithm. *Ieee Access*, 8:213611–213618, 2020.
- [199] Nicolas Heess, Gregory Wayne, David Silver, Timothy Lillicrap, Tom Erez, and Yuval Tassa. Learning continuous control policies by stochastic value gradients. *Advances in neural information processing systems*, 28, 2015.
- [200] Junzi Zhang, Jongho Kim, Brendan O’Donoghue, and Stephen Boyd. Sample efficient reinforcement learning with reinforce. In *Proceedings of the AAAI conference on artificial intelligence*, volume 35, pages 10887–10895, 2021.
- [201] Yilun Du and Igor Mordatch. Implicit generation and modeling with energy based models. *Advances in Neural Information Processing Systems*, 32, 2019.
- [202] Yilun Du, Toru Lin, and Igor Mordatch. Model based planning with energy based models. In *Conference on Robot Learning*, 2019.
- [203] Rinu Boney, Juho Kannala, and Alexander Ilin. Regularizing model-based planning with energy-based models. In *Conference on Robot Learning*, pages 182–191. PMLR, 2020.
- [204] Pete Florence, Corey Lynch, Andy Zeng, Oscar A Ramirez, Ayzaan Wahid, Laura Downs, Adrian Wong, Johnny Lee, Igor Mordatch, and Jonathan Tompson. Implicit behavioral cloning. In *Conference on Robot Learning*, pages 158–168. PMLR, 2022.
- [205] Tuomas Haarnoja, Haoran Tang, Pieter Abbeel, and Sergey Levine. Reinforcement learning with deep energy-based policies. In *International conference on machine learning*, pages 1352–1361. PMLR, 2017.
- [206] Yuguang Yue, Zhendong Wang, and Mingyuan Zhou. Implicit distributional reinforcement learning. *Advances in Neural Information Processing Systems*, 33:7135–7147, 2020.
- [207] Igor Mordatch. Concept learning with energy-based models. *arXiv preprint arXiv:1811.02486*, 2018.
- [208] Minghuan Liu, Tairan He, Minkai Xu, and Weinan Zhang. Energy-based imitation learning. *arXiv preprint arXiv:2004.09395*, 2020.
- [209] Samuel Pfrommer, Mathew Halm, and Michael Posa. Contactnets: Learning discontinuous contact dynamics with smooth, implicit representations. In *Conference on Robot Learning*, pages 2279–2291. PMLR, 2021.
- [210] Mengda Xu, Zhenjia Xu, Cheng Chi, Manuela Veloso, and Shuran Song. Xskill: Cross embodiment skill discovery. In *Conference on Robot Learning*, pages 3536–3555. PMLR, 2023.
- [211] Ajay Sridhar, Dhruv Shah, Catherine Glossop, and Sergey Levine. Nomad: Goal masked diffusion policies for navigation and exploration. In *2024 IEEE International Conference on Robotics and Automation (ICRA)*, pages 63–70. IEEE, 2024.
- [212] Anurag Ajay, Yilun Du, Abhi Gupta, Joshua Tenenbaum, Tommi Jaakkola, and Pulkit Agrawal. Is conditional generative modeling all you need for decision-making? *arXiv preprint arXiv:2211.15657*, 2022.
- [213] Ivan Kapelyukh, Vitalis Vosylius, and Edward Johns. Dall-e-bot: Introducing web-scale diffusion models to robotics. *IEEE Robotics and Automation Letters*, 8(7):3956–3963, 2023.
- [214] Zhou Xian, Nikolaos Gkanatsios, Theophile Gervet, Tsung-Wei Ke, and Katerina Fragkiadaki. Chaineddiffuser: Unifying trajectory diffusion and keypose prediction for robotic manipulation. In *7th Annual Conference on Robot Learning*, 2023.
- [215] Utkarsh Aashu Mishra, Shangjie Xue, Yongxin Chen, and Danfei Xu. Generative skill chaining: Long-horizon skill planning with diffusion models. In *Conference on Robot Learning*, pages 2905–2925. PMLR, 2023.
- [216] Xiao Ma, Sumit Patidar, Iain Houghton, and Stephen James. Hierarchical diffusion policy for kinematics-aware multi-task robotic manipulation. In *Proceedings of the IEEE/CVF Conference on Computer Vision and Pattern Recognition*, pages 18081–18090, 2024.
- [217] Jingyun Yang, Zi-ang Cao, Congyue Deng, Rika Antonova, Shuran Song, and Jeannette Bohg. Equibot: Sim (3)-equivariant diffusion policy for generalizable and data efficient learning. *arXiv preprint arXiv:2407.01479*, 2024.
- [218] Tao Chen, Megha Tippur, Siyang Wu, Vikash Kumar, Edward Adelson, and Pulkit Agrawal. Visual dexterity: In-hand reorientation of novel and complex object shapes. *Science Robotics*, 8(84):eadc9244, 2023.
- [219] Aravind Rajeswaran, Vikash Kumar, Abhishek Gupta, Giulia Vezzani, John Schulman, Emanuel Todorov, and Sergey Levine. Learning complex dexterous manipulation with deep reinforcement learning and demonstrations. *arXiv preprint arXiv:1709.10087*, 2017.
- [220] Mel Vecerik, Todd Hester, Jonathan Scholz, Fumin Wang, Olivier Pietquin, Bilal Piot, Nicolas Heess, Thomas Rothörl, Thomas Lampe, and Martin Riedmiller. Leveraging demonstrations for deep reinforcement learning on robotics problems with sparse rewards. *arXiv preprint arXiv:1707.08817*, 2017.
- [221] Tao Huang, Kai Chen, Wang Wei, Jianan Li, Yonghao Long, and Qi Dou. Value-informed skill chaining for policy learning of long-horizon tasks with surgical robot. In *2023 IEEE/RSJ International Conference on Intelligent Robots and Systems (IROS)*, pages 8495–8501. IEEE, 2023.
- [222] Tuomas Haarnoja, Aurick Zhou, Pieter Abbeel, and Sergey Levine. Soft actor-critic: Off-policy maximum entropy deep reinforcement learning with a stochastic actor. In *International conference on machine learning*, pages 1861–1870. PMLR, 2018.
- [223] Jun Lv, Yunhai Feng, Cheng Zhang, Shuang Zhao, Lin Shao, and Cewu Lu. Sam-rl: Sensing-aware model-based reinforcement learning via differentiable physics-based simulation and rendering. *The International Journal of Robotics Research*, page 02783649241284653, 2023.
- [224] Dmitry Kalashnikov, Jacob Varley, Yevgen Chebotar, Benjamin Swanson, Rico Jonschkowski, Chelsea Finn, Sergey Levine, and Karol Hausman. Mt-opt: Continuous multi-task robotic reinforcement learning at scale. *arXiv preprint arXiv:2104.08212*, 2021.
- [225] Jonathan Ho and Stefano Ermon. Generative adversarial imitation learning. *Advances in neural information processing systems*, 29, 2016.

- [226] Ilya Kostrikov, Ofir Nachum, and Jonathan Tompson. Imitation learning via off-policy distribution matching. *arXiv preprint arXiv:1912.05032*, 2019.
- [227] Xue Bin Peng, Pieter Abbeel, Sergey Levine, and Michiel Van de Panne. Deepmimic: Example-guided deep reinforcement learning of physics-based character skills. *ACM Transactions On Graphics (TOG)*, 37(4):1–14, 2018.
- [228] Xue Bin Peng, Ze Ma, Pieter Abbeel, Sergey Levine, and Angjoo Kanazawa. Amp: Adversarial motion priors for stylized physics-based character control. *ACM Transactions on Graphics (ToG)*, 40(4):1–20, 2021.
- [229] Jia Zeng, Qingwen Bu, Bangjun Wang, Wenke Xia, Li Chen, Hao Dong, Haoming Song, Dong Wang, Di Hu, Ping Luo, et al. Learning manipulation by predicting interaction. *arXiv preprint arXiv:2406.00439*, 2024.
- [230] Vidhi Jain, Maria Attarian, Nikhil J Joshi, Ayzaan Wahid, Danny Driess, Quan Vuong, Pannag R Sanketi, Pierre Sermanet, Stefan Welker, Christine Chan, et al. Vid2robot: End-to-end video-conditioned policy learning with cross-attention transformers. *arXiv preprint arXiv:2403.12943*, 2024.
- [231] Puhao Li, Tengyu Liu, Yuyang Li, Muzhi Han, Haoran Geng, Shu Wang, Yixin Zhu, Song-Chun Zhu, and Siyuan Huang. Ag2manip: Learning novel manipulation skills with agent-agnostic visual and action representations. *arXiv preprint arXiv:2404.17521*, 2024.
- [232] Jingshuai Liu, Alain Andres, Yonghang Jiang, Xichun Luo, Wenmiao Shu, and Sotirios A Tsaftaris. Surgical task automation using actor-critic frameworks and self-supervised imitation learning. *arXiv preprint arXiv:2409.02724*, 2024.
- [233] Sergey Levine and Vladlen Koltun. Guided policy search. In *International conference on machine learning*, pages 1–9. PMLR, 2013.
- [234] Yujing Hu, Weixun Wang, Hangtian Jia, Yixiang Wang, Yingfeng Chen, Jianye Hao, Feng Wu, and Changjie Fan. Learning to utilize shaping rewards: A new approach of reward shaping. *Advances in Neural Information Processing Systems*, 33:15931–15941, 2020.
- [235] Yinzhen Xu, Weikang Wan, Jialiang Zhang, Haoran Liu, Zikang Shan, Hao Shen, Ruicheng Wang, Haoran Geng, Yijia Weng, Jiayi Chen, et al. Unidexgrasp: Universal robotic dexterous grasping via learning diverse proposal generation and goal-conditioned policy. In *Proceedings of the IEEE/CVF Conference on Computer Vision and Pattern Recognition*, pages 4737–4746, 2023.
- [236] Faraz Torabi, Garrett Warnell, and Peter Stone. Behavioral cloning from observation. *arXiv preprint arXiv:1805.01954*, 2018.
- [237] Dmitry Kalashnikov, Alex Irpan, Peter Pastor, Julian Ibarz, Alexander Herzog, Eric Jang, Deirdre Quillen, Ethan Holly, Mrinal Kalakrishnan, Vincent Vanhoucke, et al. Scalable deep reinforcement learning for vision-based robotic manipulation. In *Conference on robot learning*, pages 651–673. PMLR, 2018.
- [238] Yichao Liang, Kevin Ellis, and João Henriques. Rapid motor adaptation for robotic manipulator arms. In *Proceedings of the IEEE/CVF Conference on Computer Vision and Pattern Recognition*, pages 16404–16413, 2024.
- [239] Jimmy Wu, Xingyuan Sun, Andy Zeng, Shuran Song, Johnny Lee, Szymon Rusinkiewicz, and Thomas Funkhouser. Spatial action maps for mobile manipulation. *arXiv preprint arXiv:2004.09141*, 2020.
- [240] Jonathan Ho, Ajay Jain, and Pieter Abbeel. Denoising diffusion probabilistic models. *Advances in neural information processing systems*, 33:6840–6851, 2020.
- [241] Zhendong Wang, Jonathan J Hunt, and Mingyuan Zhou. Diffusion policies as an expressive policy class for offline reinforcement learning. *arXiv preprint arXiv:2208.06193*, 2022.
- [242] Cheng Chi, Zhenjia Xu, Siyuan Feng, Eric Cousineau, Yilun Du, Benjamin Burchfiel, Russ Tedrake, and Shuran Song. Diffusion policy: Visuomotor policy learning via action diffusion. *The International Journal of Robotics Research*, page 02783649241273668, 2023.
- [243] Shubham Pateria, Budhitama Subagdja, Ah-hwee Tan, and Chai Quek. Hierarchical reinforcement learning: A comprehensive survey. *ACM Computing Surveys (CSUR)*, 54(5):1–35, 2021.
- [244] Tianren Zhang, Shangqi Guo, Tian Tan, Xiaolin Hu, and Feng Chen. Adjacency constraint for efficient hierarchical reinforcement learning. *IEEE Transactions on Pattern Analysis and Machine Intelligence*, 45(4):4152–4166, 2022.
- [245] Shengchao Hu, Li Shen, Ya Zhang, Yixin Chen, and Dacheng Tao. On transforming reinforcement learning with transformers: The development trajectory. *IEEE Transactions on Pattern Analysis and Machine Intelligence*, 2024.
- [246] Jiaming Song, Hongyu Ren, Dorsa Sadigh, and Stefano Ermon. Multi-agent generative adversarial imitation learning. *Advances in neural information processing systems*, 31, 2018.
- [247] Yanhua Huang. Deep q-networks. *Deep reinforcement learning: fundamentals, research and applications*, pages 135–160, 2020.
- [248] John Schulman, Filip Wolski, Prafulla Dhariwal, Alec Radford, and Oleg Klimov. Proximal policy optimization algorithms. *arXiv preprint arXiv:1707.06347*, 2017.
- [249] John Schulman. Trust region policy optimization. *arXiv preprint arXiv:1502.05477*, 2015.
- [250] Scott Fujimoto, Herke Hoof, and David Meger. Addressing function approximation error in actor-critic methods. In *International conference on machine learning*, pages 1587–1596. PMLR, 2018.
- [251] Abdoulaye O Ly and Moulay Akhloufi. Learning to drive by imitation: An overview of deep behavior cloning methods. *IEEE Transactions on Intelligent Vehicles*, 6(2):195–209, 2020.
- [252] Saurabh Arora and Prashant Doshi. A survey of inverse reinforcement learning: Challenges, methods and progress. *Artificial Intelligence*, 297:103500, 2021.
- [253] Nematollah Ab Azar, Aref Shahmansoorian, and Mohsen Davoudi. From inverse optimal control to inverse reinforcement learning: A historical review. *Annual Reviews in Control*, 50:119–138, 2020.
- [254] Recep Ozalp, Aysegül Ucar, and Cuneyt Guzelis. Advancements in deep reinforcement learning and inverse reinforcement learning for robotic manipulation: Towards trustworthy, interpretable, and explainable artificial intelligence. *IEEE Access*, 2024.
- [255] Yiren Lu, Justin Fu, George Tucker, Xinlei Pan, Eli Bronstein, Rebecca Roelofs, Benjamin Sapp, Brandyn White, Aleksandra Faust, Shimon Whiteson, et al. Imitation is not enough: Robustifying imitation with reinforcement learning for challenging driving scenarios. In *2023 IEEE/RSJ International Conference on Intelligent Robots and Systems (IROS)*, pages 7553–7560. IEEE, 2023.
- [256] Jiang Hua, Liangcai Zeng, Gongfa Li, and Zhaojie Ju. Learning for a robot: Deep reinforcement learning, imitation learning, transfer learning. *Sensors*, 21(4):1278, 2021.
- [257] Junfeng Yao, Chao Lin, Xiaobiao Xie, Andy JuAn Wang, and Chih-Cheng Hung. Path planning for virtual human motion using improved a\* star algorithm. In *2010 Seventh international conference on information technology: new generations*, pages 1154–1158. IEEE, 2010.
- [258] Zhanying Zhang and Ziping Zhao. A multiple mobile robots path planning algorithm based on a-star and dijkstra algorithm. *International*

- Journal of Smart Home*, 8(3):75–86, 2014.
- [259] Gang Tang, Congqiang Tang, Christophe Claramunt, Xiong Hu, and Peipei Zhou. Geometric a-star algorithm: An improved a-star algorithm for agv path planning in a port environment. *IEEE access*, 9:59196–59210, 2021.
- [260] Shang Erke, Dai Bin, Nie Yiming, Zhu Qi, Xiao Liang, and Zhao Dawei. An improved a-star based path planning algorithm for autonomous land vehicles. *International Journal of Advanced Robotic Systems*, 17(5):1729881420962263, 2020.
- [261] Adeel Javaid. Understanding dijkstra’s algorithm. Available at SSRN 2340905, 2013.
- [262] DongKai Fan and Ping Shi. Improvement of dijkstra’s algorithm and its application in route planning. In *2010 seventh international conference on fuzzy systems and knowledge discovery*, volume 4, pages 1901–1904. IEEE, 2010.
- [263] Dian Rachmawati and Lysander Gustin. Analysis of dijkstra’s algorithm and a\* algorithm in shortest path problem. In *Journal of Physics: Conference Series*, volume 1566, page 012061. IOP Publishing, 2020.
- [264] Lydia E Kavraki, Petr Svestka, J-C Latombe, and Mark H Overmars. Probabilistic roadmaps for path planning in high-dimensional configuration spaces. *IEEE transactions on Robotics and Automation*, 12(4):566–580, 1996.
- [265] Lydia E Kavraki, Mihail N Kolountzakis, and J-C Latombe. Analysis of probabilistic roadmaps for path planning. *IEEE Transactions on Robotics and automation*, 14(1):166–171, 1998.
- [266] Roland Geraerts and Mark H Overmars. A comparative study of probabilistic roadmap planners. In *Algorithmic foundations of robotics V*, pages 43–57. Springer, 2004.
- [267] LEKJ-C Latombe. Probabilistic roadmaps for robot path planning. *Practical motion planning in robotics: current approaches and future challenges*, pages 33–53, 1998.
- [268] Yijun Yang, Tianyi Zhou, Kanxue Li, Dapeng Tao, Lusong Li, Li Shen, Xiaodong He, Jing Jiang, and Yuhui Shi. Embodied multi-modal agent trained by an llm from a parallel textworld. In *Proceedings of the IEEE/CVF Conference on Computer Vision and Pattern Recognition*, pages 26275–26285, 2024.
- [269] Timo Birr, Christoph Pohl, Abdelrahman Younes, and Tamim Asfour. Autogpt+: Affordance-based task planning with large language models. *ArXiv*, abs/2402.10778, 2024.
- [270] Zejun Yang, Li Ning, Haitao Wang, Tianyu Jiang, Shaolin Zhang, Shaowei Cui, Hao Jiang, Chunpeng Li, Shuo Wang, and Zhaoqi Wang. Text2reaction : Enabling reactive task planning using large language models. *IEEE Robotics and Automation Letters*, 9:4003–4010, 2024.
- [271] Jinning Li, Chen Tang, M. Tomizuka, and Wei Zhan. Hierarchical planning through goal-conditioned offline reinforcement learning. *IEEE Robotics and Automation Letters*, 7:10216–10223, 2022.
- [272] Sai Vemprala, Rogerio Bonatti, Arthur Buckner, and Ashish Kapoor. Chatgpt for robotics: Design principles and model abilities. 2023. Published by Microsoft, 2023.
- [273] Jacky Liang, Wenlong Huang, Fei Xia, Peng Xu, Karol Hausman, Brian Ichter, Pete Florence, and Andy Zeng. Code as policies: Language model programs for embodied control. In *2023 IEEE International Conference on Robotics and Automation (ICRA)*, pages 9493–9500. IEEE, 2023.
- [274] Qiao Gu, Ali Kuwajerwala, Sacha Morin, Krishna Murthy Jatavallabhula, Bipasha Sen, Aditya Agarwal, Corban Rivera, William Paul, Kirsty Ellis, Rama Chellappa, et al. Conceptgraphs: Open-vocabulary 3d scene graphs for perception and planning. In *2024 IEEE International Conference on Robotics and Automation (ICRA)*, pages 5021–5028. IEEE, 2024.
- [275] Zihao Wang, Shaofei Cai, Guanzhou Chen, Anji Liu, Xiaojian Ma, and Yitao Liang. Describe, explain, plan and select: Interactive planning with large language models enables open-world multi-task agents. *arXiv preprint arXiv:2302.01560*, 2023.
- [276] Wenlong Huang, Fei Xia, Ted Xiao, Harris Chan, Jacky Liang, Pete Florence, Andy Zeng, Jonathan Tompson, Igor Mordatch, Yevgen Chebotar, et al. Inner monologue: Embodied reasoning through planning with language models. *arXiv preprint arXiv:2207.05608*, 2022.
- [277] Chan Hee Song, Jiaman Wu, Clayton Washington, Brian M Sadler, Wei-Lun Chao, and Yu Su. Llm-planner: Few-shot grounded planning for embodied agents with large language models. In *Proceedings of the IEEE/CVF International Conference on Computer Vision*, pages 2998–3009, 2023.
- [278] Shunyu Yao, Jeffrey Zhao, Dian Yu, Nan Du, Izhak Shafran, Karthik Narasimhan, and Yuan Cao. React: Synergizing reasoning and acting in language models. *arXiv preprint arXiv:2210.03629*, 2022.
- [279] Boyi Li, Philipp Wu, Pieter Abbeel, and Jitendra Malik. Interactive task planning with language models. *arXiv preprint arXiv:2310.10645*, 2023.
- [280] Jun Wang, Guocheng He, and Yiannis Kantaros. Safe task planning for language-instructed multi-robot systems using conformal prediction. *arXiv preprint arXiv:2402.15368*, 2024.
- [281] Andy Zeng, Maria Attarian, Brian Ichter, Krzysztof Choromanski, Adrian Wong, Stefan Welker, Federico Tombari, Aveek Purohit, Michael Ryoo, Vikas Sindhwani, et al. Socratic models: Composing zero-shot multimodal reasoning with language. *arXiv preprint arXiv:2204.00598*, 2022.
- [282] Yupeng Zheng, Zebin Xing, Qichao Zhang, Bu Jin, Pengfei Li, Yuhang Zheng, Zhongpu Xia, Kun Zhan, Xianpeng Lang, Yaran Chen, et al. Planagent: A multi-modal large language agent for closed-loop vehicle motion planning. *arXiv preprint arXiv:2406.01587*, 2024.
- [283] Jiaqi Wang, Zihao Wu, Yiwei Li, Hanqi Jiang, Peng Shu, Enze Shi, Huawen Hu, Chong Ma, Yiheng Liu, Xuhui Wang, et al. Large language models for robotics: Opportunities, challenges, and perspectives. *arXiv preprint arXiv:2401.04334*, 2024.
- [284] Xiaoyu Liu, Paiheng Xu, Junda Wu, Jiabin Yuan, Yifan Yang, Yuhang Zhou, Fuxiao Liu, Tianrui Guan, Haoliang Wang, Tong Yu, et al. Large language models and causal inference in collaboration: A comprehensive survey. *arXiv preprint arXiv:2403.09606*, 2024.
- [285] Jason Wei, Xuezhi Wang, Dale Schuurmans, Maarten Bosma, Fei Xia, Ed Chi, Quoc V Le, Denny Zhou, et al. Chain-of-thought prompting elicits reasoning in large language models. *Advances in neural information processing systems*, 35:24824–24837, 2022.
- [286] Aman Madaan, Katherine Hermann, and Amir Yazdanbakhsh. What makes chain-of-thought prompting effective? a counterfactual study. In *Findings of the Association for Computational Linguistics: EMNLP 2023*, pages 1448–1535, 2023.
- [287] Shunyu Yao, Dian Yu, Jeffrey Zhao, Izhak Shafran, Tom Griffiths, Yuan Cao, and Karthik Narasimhan. Tree of thoughts: Deliberate problem solving with large language models. *Advances in Neural Information Processing Systems*, 36, 2024.
- [288] Maciej Besta, Nils Blach, Ales Kubicek, Robert Gerstenberger, Michal Podstawski, Lukas Gianinazzi, Joanna Gajda, Tomasz Lehmann, Hubert Niewiadomski, Piotr Nyczyk, et al. Graph of thoughts: Solving elaborate problems with large language models. In *Proceedings of*

- the AAAI Conference on Artificial Intelligence, volume 38, pages 17682–17690, 2024.
- [289] Alessandro Stolfo, Yonatan Belinkov, and Mrinmaya Sachan. A mechanistic interpretation of arithmetic reasoning in language models using causal mediation analysis. *arXiv preprint arXiv:2305.15054*, 2023.
- [290] Rohan Taori, Ishaan Gulrajani, Tianyi Zhang, Yann Dubois, Xuechen Li, Carlos Guestrin, Percy Liang, and Tatsunori B Hashimoto. Alpaca: A strong, replicable instruction-following model. *Stanford Center for Research on Foundation Models*. <https://crfm.stanford.edu/2023/03/13/alpaca.html>, 3(6):7, 2023.
- [291] Zhengxuan Wu, Atticus Geiger, Thomas Icard, Christopher Potts, and Noah Goodman. Interpretability at scale: Identifying causal mechanisms in alpaca. *Advances in Neural Information Processing Systems*, 36, 2024.
- [292] Yuntao Bai, Andy Jones, Kamal Ndousse, Amanda Askell, Anna Chen, Nova DasSarma, Dawn Drain, Stanislav Fort, Deep Ganguli, Tom Henighan, et al. Training a helpful and harmless assistant with reinforcement learning from human feedback. *arXiv preprint arXiv:2204.05862*, 2022.
- [293] Pranav Kak and Sushma Jain. Embodied reasoning with self-feedback. In *2024 IEEE International Conference on Electronics, Computing and Communication Technologies (CONECCT)*, pages 1–5. IEEE, 2024.
- [294] Jonathan M Francis, Nariaki Kitamura, Felix Labelle, Xiaopeng Lu, Ingrid Navarro, and Jean Oh. Core challenges in embodied vision-language planning. *J. Artif. Intell. Res.*, 74:459–515, 2021.
- [295] Li Chen, Peng Wu, Kashyap Chitta, Bernhard Jaeger, Andreas Geiger, and Hongyang Li. End-to-end autonomous driving: Challenges and frontiers. *IEEE transactions on pattern analysis and machine intelligence*, PP, 2023.
- [296] Michael Ahn, Anthony Brohan, Noah Brown, Yevgen Chebotar, Omar Cortes, Byron David, Chelsea Finn, Chuyuan Fu, Keerthana Gopalakrishnan, Karol Hausman, et al. Do as i can, not as i say: Grounding language in robotic affordances. *arXiv preprint arXiv:2204.01691*, 2022.
- [297] Danny Driess, Fei Xia, Mehdi SM Sajjadi, Corey Lynch, Aakanksha Chowdhery, Brian Ichter, AYZaan Wahid, Jonathan Tompson, Quan Vuong, Tianhe Yu, et al. Palm-E: An embodied multimodal language model. *arXiv preprint arXiv:2303.03378*, 2023.
- [298] Yao Mu, Qinglong Zhang, Mengkang Hu, Wenhai Wang, Mingyu Ding, Jun Jin, Bin Wang, Jifeng Dai, Yu Qiao, and Ping Luo. Embodiedgpt: Vision-language pre-training via embodied chain of thought. *Advances in Neural Information Processing Systems*, 36, 2024.
- [299] Xiaoyu Chen, Jiachen Hu, Chi Jin, Lihong Li, and Liwei Wang. Understanding domain randomization for sim-to-real transfer. *ArXiv*, 2021.
- [300] Ioannis Exarchos, Yifeng Jiang, Wenhao Yu, and C. Karen Liu. Policy transfer via kinematic domain randomization and adaptation. *2021 IEEE International Conference on Robotics and Automation (ICRA)*, 2021.
- [301] Juan Pablo Valdivia, Alberto Hata, and Ahmad Terra. Safe and robust simulation-to-reality transfer for mobile robots. *2024 IEEE 29th International Conference on Emerging Technologies and Factory Automation (ETFA)*, pages 1–8, 2024.
- [302] Manling Li, Shiyu Zhao, Qineng Wang, Kangrui Wang, Yu Zhou, Sanjana Srivastava, Cem Gokmen, Tony Lee, Li Erran Li, Ruohan Zhang, et al. Embodied agent interface: Benchmarking llms for embodied decision making. *arXiv preprint arXiv:2410.07166*, 2024.
- [303] Ishika Singh, Valts Blukis, Arsalan Mousavian, Ankit Goyal, Danfei Xu, Jonathan Tremblay, Dieter Fox, Jesse Thomason, and Animesh Garg. Progprompt: Generating situated robot task plans using large language models. In *2023 IEEE International Conference on Robotics and Automation (ICRA)*, pages 11523–11530. IEEE, 2023.
- [304] Siyuan Huang, Zhengkai Jiang, Hao Dong, Yu Qiao, Peng Gao, and Hongsheng Li. Instruct2act: Mapping multi-modality instructions to robotic actions with large language model. *arXiv preprint arXiv:2305.11176*, 2023.
- [305] Chengshu Li, Jacky Liang, Andy Zeng, Xinyun Chen, Karol Hausman, Dorsa Sadigh, Sergey Levine, Li Fei-Fei, Fei Xia, and Brian Ichter. Chain of code: Reasoning with a language model-augmented code emulator. *arXiv preprint arXiv:2312.04474*, 2023.
- [306] Yusuke Mikami, Andrew Melnik, Jun Miura, and Ville Hautamäki. Natural language as polices: Reasoning for coordinate-level embodied control with llms. *arXiv preprint arXiv:2403.13801*, 2024.
- [307] Takuma Yoneda, Jiading Fang, Peng Li, Huanyu Zhang, Tianchong Jiang, Shengjie Lin, Ben Picker, David Yunis, Hongyuan Mei, and Matthew R Walter. Statler: State-maintaining language models for embodied reasoning. In *2024 IEEE International Conference on Robotics and Automation (ICRA)*, pages 15083–15091. IEEE, 2024.
- [308] Alessandro Suglia, Qiaozi Gao, Jesse Thomason, Govind Thattai, and Gaurav Sukhatme. Embodied bert: A transformer model for embodied, language-guided visual task completion. *arXiv preprint arXiv:2108.04927*, 2021.
- [309] Ziyuan Zhao, Fen Fang, Xulei Yang, Qianli Xu, Cuntai Guan, and S Kevin Zhou. See, predict, plan: Diffusion for procedure planning in robotic surgical videos. In *International Conference on Medical Image Computing and Computer-Assisted Intervention*, pages 553–563. Springer, 2024.
- [310] Teyun Kwon, Norman Di Palo, and Edward Johns. Language models as zero-shot trajectory generators. *IEEE Robotics and Automation Letters*, 2024.
- [311] Cheng-Fu Yang, Haoyang Xu, Te-Lin Wu, Xiaofeng Gao, Kai-Wei Chang, and Feng Gao. Planning as inpainting: A generative framework for realistic embodied path planning. In *NeurIPS 2024 Workshop on Open-World Agents*, 2024.
- [312] Shuang Li, Xavier Puig, Chris Paxton, Yilun Du, Clinton Wang, Linxi Fan, Tao Chen, De-An Huang, Ekin Akyürek, Anima Anandkumar, et al. Pre-trained language models for interactive decision-making. *Advances in Neural Information Processing Systems*, 35:31199–31212, 2022.
- [313] Pratyusha Sharma, Antonio Torralba, and Jacob Andreas. Skill induction and planning with latent language. *arXiv preprint arXiv:2110.01517*, 2021.
- [314] Cheng-Fu Yang, Yen-Chun Chen, Jianwei Yang, Xiyang Dai, Lu Yuan, Yu-Chiang Frank Wang, and Kai-Wei Chang. Lacma: Language-aligning contrastive learning with meta-actions for embodied instruction following. *arXiv preprint arXiv:2310.12344*, 2023.
- [315] Jiangyong Huang, Silong Yong, Xiaojian Ma, Xiongkun Linghu, Puhao Li, Yan Wang, Qing Li, Song-Chun Zhu, Baoxiong Jia, and Siyuan Huang. An embodied generalist agent in 3d world. *arXiv preprint arXiv:2311.12871*, 2023.
- [316] Zixuan Wang, Bo Yu, Junzhe Zhao, Wenhao Sun, Sai Hou, Shuai Liang, Xing Hu, Yinhe Han, and Yiming Gan. Karma: Augmenting embodied ai agents with long-and-short term memory systems. *arXiv preprint arXiv:2409.14908*, 2024.
- [317] Qinyong Wang, Zhenxiang Gao, and Rong Xu. Exploring the in-context learning ability of large language model for biomedical concept linking. *arXiv preprint arXiv:2307.01137*, 2023.

- [318] Krishan Rana, Jesse Haviland, Sourav Garg, Jad Abou-Chakra, Ian D Reid, and Niko Suenderhauf. Sayplan: Grounding large language models using 3d scene graphs for scalable task planning. *CoRR*, 2023.
- [319] Haotian Liu, Chunyuan Li, Qingyang Wu, and Yong Jae Lee. Visual instruction tuning. *Advances in neural information processing systems*, 36, 2024.
- [320] Deyao Zhu, Jun Chen, Xiaoqian Shen, Xiang Li, and Mohamed Elhoseiny. Minigt-4: Enhancing vision-language understanding with advanced large language models. *arXiv preprint arXiv:2304.10592*, 2023.
- [321] Weizhi Wang, Li Dong, Hao Cheng, Xiaodong Liu, Xifeng Yan, Jianfeng Gao, and Furu Wei. Augmenting language models with long-term memory. *Advances in Neural Information Processing Systems*, 36, 2024.
- [322] Kostas Hatalis, Despina Christou, Joshua Myers, Steven Jones, Keith Lambert, Adam Amos-Binks, Zohreh Dannenhauer, and Dustin Dannenhauer. Memory matters: The need to improve long-term memory in llm-agents. In *Proceedings of the AAAI Symposium Series*, volume 2, pages 277–280, 2023.
- [323] Lei Liu, Xiaoyan Yang, Yue Shen, Binbin Hu, Zhiqiang Zhang, Jinjie Gu, and Guannan Zhang. Think-in-memory: Recalling and post-thinking enable llms with long-term memory. *arXiv preprint arXiv:2311.08719*, 2023.
- [324] Hugo Touvron, Thibaut Lavril, Gautier Izacard, Xavier Martinet, Marie-Anne Lachaux, Timothée Lacroix, Baptiste Rozière, Naman Goyal, Eric Hambro, Faisal Azhar, et al. Llama: Open and efficient foundation language models. *arXiv preprint arXiv:2302.13971*, 2023.
- [325] Rohan Anil, Sebastian Borgeaud, Yonghui Wu, Jean-Baptiste Alayrac, Jiahui Yu, Radu Soricut, Johan Schalkwyk, Andrew M Dai, Anja Hauth, Katie Millican, et al. Gemini: A family of highly capable multimodal models. *arXiv preprint arXiv:2312.11805*, 1, 2023.
- [326] Isabella Catharina Wiest, Dyke Ferber, Jiefu Zhu, Marko van Treeck, Sonja K Meyer, Radhika Juglan, Zunamys I Carrero, Daniel Paech, Jens Kleesiek, Matthias P Ebert, et al. Privacy-preserving large language models for structured medical information retrieval. *NPJ Digital Medicine*, 7(1):257, 2024.
- [327] Wanjun Zhong, Lianghong Guo, Qiqi Gao, He Ye, and Yanlin Wang. Memorybank: Enhancing large language models with long-term memory. In *Proceedings of the AAAI Conference on Artificial Intelligence*, volume 38, pages 19724–19731, 2024.
- [328] Chenxu Hu, Jie Fu, Chenzhuang Du, Simian Luo, Junbo Zhao, and Hang Zhao. Chatdb: Augmenting llms with databases as their symbolic memory. *arXiv preprint arXiv:2306.03901*, 2023.
- [329] Lungang Liang, Yulan Chen, Taifu Wang, Dan Jiang, Jishuo Jin, Yanmeng Pang, Qin Na, Qiang Liu, Xiaosen Jiang, Wentao Dai, et al. Genetic transformer: An innovative large language model driven approach for rapid and accurate identification of causative variants in rare genetic diseases. *medRxiv*, pages 2024–07, 2024.
- [330] Yanjun Lyu, Zihao Wu, Lu Zhang, Jing Zhang, Yiwei Li, Wei Ruan, Zhengliang Liu, Xiaowei Yu, Chao Cao, Tong Chen, et al. Gp-gpt: Large language model for gene-phenotype mapping. *arXiv preprint arXiv:2409.09825*, 2024.
- [331] Olivier Cinquin. Chip-gpt: a managed large language model for robust data extraction from biomedical database records. *Briefings in bioinformatics*, 25(2):bbad535, 2024.
- [332] Keming Lu, Hongyi Yuan, Zheng Yuan, Runji Lin, Junyang Lin, Chuanqi Tan, Chang Zhou, and Jingren Zhou. # instag: Instruction tagging for analyzing supervised fine-tuning of large language models. In *The Twelfth International Conference on Learning Representations*, 2023.
- [333] Long Ouyang, Jeffrey Wu, Xu Jiang, Diogo Almeida, Carroll Wainwright, Pamela Mishkin, Chong Zhang, Sandhini Agarwal, Katarina Slama, Alex Ray, et al. Training language models to follow instructions with human feedback. *Advances in neural information processing systems*, 35:27730–27744, 2022.
- [334] Tim Dettmers, Artidoro Pagnoni, Ari Holtzman, and Luke Zettlemoyer. Qlora: efficient finetuning of quantized llms (2023). *arXiv preprint arXiv:2305.14314*, 52:3982–3992, 2023.
- [335] Edward J Hu, Yelong Shen, Phillip Wallis, Zeyuan Allen-Zhu, Yuanzhi Li, Shean Wang, Lu Wang, and Weizhu Chen. Lora: Low-rank adaptation of large language models. *arXiv preprint arXiv:2106.09685*, 2021.
- [336] Hongjin Qian, Peitian Zhang, Zheng Liu, Kelong Mao, and Zhicheng Dou. Memorag: Moving towards next-gen rag via memory-inspired knowledge discovery. *arXiv preprint arXiv:2409.05591*, 2024.
- [337] Noah Shinn, Federico Cassano, Ashwin Gopinath, Karthik Narasimhan, and Shunyu Yao. Reflexion: Language agents with verbal reinforcement learning. *Advances in Neural Information Processing Systems*, 36, 2024.
- [338] Patrick Lewis, Ethan Perez, Aleksandra Piktus, Fabio Petroni, Vladimir Karpukhin, Naman Goyal, Heinrich Küttler, Mike Lewis, Wen-tau Yih, Tim Rocktäschel, et al. Retrieval-augmented generation for knowledge-intensive nlp tasks. *Advances in Neural Information Processing Systems*, 33:9459–9474, 2020.
- [339] Zhengbao Jiang, Frank F Xu, Luyu Gao, Zhiqing Sun, Qian Liu, Jane Dwivedi-Yu, Yiming Yang, Jamie Callan, and Graham Neubig. Active retrieval augmented generation. *arXiv preprint arXiv:2305.06983*, 2023.
- [340] Yue Yu, Wei Ping, Zihan Liu, Boxin Wang, Jiaxuan You, Chao Zhang, Mohammad Shoeybi, and Bryan Catanzaro. Rankrag: Unifying context ranking with retrieval-augmented generation in llms. *arXiv preprint arXiv:2407.02485*, 2024.
- [341] Kemou Jiang, Xuan Cai, Zhiyong Cui, Aoyong Li, Yilong Ren, Haiyang Yu, Hao Yang, Daocheng Fu, Licheng Wen, and Pinlong Cai. Koma: Knowledge-driven multi-agent framework for autonomous driving with large language models. *IEEE Transactions on Intelligent Vehicles*, 2024.
- [342] Zi-Yi Dou, Cheng-Fu Yang, Xueqing Wu, Kai-Wei Chang, and Nanyun Peng. Reflection-reinforced self-training for language agents. *arXiv preprint arXiv:2406.01495*, 2024.
- [343] Hantao Zhou, Tianying Ji, Jianwei Zhang, Fuchun Sun, and Huazhe Xu. Robogolf: Mastering real-world minigolf with a reflective multi-modality vision-language model. *ArXiv*, abs/2406.10157, 2024.
- [344] Zheyu Zhuang, Xin Yu, and Robert Mahony. Lyrn (lyapunov reaching network): A real-time closed loop approach from monocular vision. In *2020 IEEE International Conference on Robotics and Automation (ICRA)*, pages 8331–8337. IEEE, 2020.
- [345] Chuhao Jin, Wenhui Tan, Jiange Yang, Bei Liu, Ruihua Song, Limin Wang, and Jianlong Fu. Alphablock: Embodied finetuning for vision-language reasoning in robot manipulation. *arXiv preprint arXiv:2305.18898*, 2023.
- [346] Xufeng Zhao, Mengdi Li, Cornelius Weber, Muhammad Burhan Hafez, and Stefan Wermter. Chat with the environment: Interactive multimodal perception using large language models. In *2023 IEEE/RSJ International Conference on Intelligent Robots and Systems (IROS)*, pages 3590–3596. IEEE, 2023.



- [347] Yaoxian Song, Penglei Sun, Haoyu Liu, Zhixu Li, Wei Song, Yanghua Xiao, and Xiaofang Zhou. Scene-driven multimodal knowledge graph construction for embodied ai. *IEEE Transactions on Knowledge and Data Engineering*, 2024.
- [348] Yanfei Liu, Yuzhou Liu, and Chao Shen. Combining minds and machines: investigating the fusion of cognitive architectures and generative models for general embodied intelligence. In *Proceedings of the AAAI Symposium Series*, volume 2, pages 307–314, 2023.
- [349] Jiaming Ji, Tianyi Qiu, Boyuan Chen, Borong Zhang, Hantao Lou, Kaile Wang, Yawen Duan, Zhonghao He, Jiayi Zhou, Zhaowei Zhang, et al. Ai alignment: A comprehensive survey. *arXiv preprint arXiv:2310.19852*, 2023.
- [350] Liang Chen, Yichi Zhang, Shuhuai Ren, Haozhe Zhao, Zefan Cai, Yuchi Wang, Peiyi Wang, Tianyu Liu, and Baobao Chang. Towards end-to-end embodied decision making via multi-modal large language model: Explorations with gpt4-vision and beyond. *arXiv preprint arXiv:2310.02071*, 2023.
- [351] Min Zhou, Hairong Dong, Haifeng Song, Nan Zheng, Wen-Hua Chen, and Hongwei Wang. Embodied intelligence-based perception, decision-making, and control for autonomous operations of rail transportation. *IEEE Transactions on Intelligent Vehicles*, 2024.
- [352] Jiannan Xiang, Tianhua Tao, Yi Gu, Tianmin Shu, Zirui Wang, Zichao Yang, and Zhiting Hu. Language models meet world models: Embodied experiences enhance language models. *Advances in neural information processing systems*, 36, 2024.
- [353] Minrui Xu, Dusit Niyato, Jiawen Kang, Zehui Xiong, Shiwen Mao, Zhu Han, Dong In Kim, and Khaled B Letaief. When large language model agents meet 6g networks: Perception, bonding, and alignment. *IEEE Wireless Communications*, 2024.
- [354] Tyler J Loftus, Maria S Altieri, Jeremy A Balch, Kenneth L Abbott, Jeff Choi, Jayson S Marwaha, Daniel A Hashimoto, Gabriel A Brat, Yannis Raftopoulos, Heather L Evans, et al. Artificial intelligence-enabled decision support in surgery: State-of-the-art and future directions. *Annals of Surgery*, 278(1):51–58, 2023.
- [355] Jennifer Sumner, Hui Wen Lim, Lin Siew Chong, Anjali Bundeale, Amartya Mukhopadhyay, and Geetha Kayambu. Artificial intelligence in physical rehabilitation: A systematic review. *Artificial Intelligence in Medicine*, page 102693, 2023.
- [356] Benjamin Hunter, Sumeet Hindocha, and Richard W Lee. The role of artificial intelligence in early cancer diagnosis. *Cancers*, 14(6):1524, 2022.
- [357] Cheng Chen, Mengqi Liao, Joseph B Walther, and S Shyam Sundar. When an ai doctor gets personal: The effects of social and medical individuation in encounters with human and ai doctors. *Communication Research*, 51(7):747–781, 2024.
- [358] Wenjuan Fan, Jingnan Liu, Shuwan Zhu, and Panos M Pardalos. Investigating the impacting factors for the healthcare professionals to adopt artificial intelligence-based medical diagnosis support system (aimdss). *Annals of Operations Research*, 294(1):567–592, 2020.
- [359] Marta P. B. Fernandes, S. Vieira, Francisca Leite, C. Palos, S. Finkelstein, and J. Sousa. Clinical decision support systems for triage in the emergency department using intelligent systems: a review. *Artificial intelligence in medicine*, 102:101762, 2020.
- [360] Lingrui Yang, Jiali Pang, Song Zuo, Jian Xu, Wei Jin, Feng Zuo, Kui Xue, Zhongzhou Xiao, Xinwei Peng, Jie Xu, et al. Evolution of the “internet plus health care” mode enabled by artificial intelligence: Development and application of an outpatient triage system. *Journal of Medical Internet Research*, 26:e51711, 2024.
- [361] Alaa Mohammad Menshawi and Mohammad Mehedi Hassan. A novel triage framework for emergency department based on machine learning paradigm. *Expert Systems*, page e13735, 2025.
- [362] Catherine Dinh-Le, Rachel Chuang, S. Chokshi, and D. Mann. Wearable health technology and electronic health record integration: Scoping review and future directions. *JMIR mHealth and uHealth*, 7, 2019.
- [363] Caitlin Polley, Titus Jayarathna, Upul Gunawardana, Ganesh Naik, Tara Hamilton, Emilio Andreozzi, Paolo Bifulco, Daniele Esposito, Jessica Centracchio, and Gaetano Gargiulo. Wearable bluetooth triage healthcare monitoring system. *Sensors*, 21(22):7586, 2021.
- [364] Omar H Salman, Zahraa Taha, Muntadher Q Alsabah, Yaseen S Hussein, Ahmed S Mohammed, and Mohammed Aal-Nouman. A review on utilizing machine learning technology in the fields of electronic emergency triage and patient priority systems in telemedicine: Coherent taxonomy, motivations, open research challenges and recommendations for intelligent future work. *Computer Methods and Programs in Biomedicine*, 209:106357, 2021.
- [365] Valentina Nino, David Claudio, Christie Schiel, and Brendan Bellows. Coupling wearable devices and decision theory in the united states emergency department triage process: A narrative review. *International Journal of Environmental Research and Public Health*, 17(24):9561, 2020.
- [366] NV Shibu, M Sujatha, M Xavier Suresh, K Sindhuja, T Saju Raj, and C Srinivasan. Cloud-based intelligent patient triage systems with svm classifiers for emergency departments. In *2024 First International Conference on Innovations in Communications, Electrical and Computer Engineering (ICICEC)*, pages 1–6. IEEE, 2024.
- [367] George Kipourgos, Anastasios Tzenalis, Constantinos Koutsojannis, and Ioannis Hatzilygeroudis. An artificial intelligence based application for triage nurses in emergency department, using the emergency severity index protocol. *International Journal of Caring Sciences*, 15(3):1764, 2022.
- [368] Xiaowei Lou, Siyi Qian, Jintai Chen, Ben Liu, Ping Zhang, Xi Chen, Xi Yao, Yusong Wang, Pengliang Gai, et al. An artificial intelligence copilot system helps reduce mortality rates of hemodialysis patients. *Research Square*, 2024.
- [369] Edmund M Weisberg, Linda C Chu, and Elliot K Fishman. The first use of artificial intelligence (ai) in the er: triage not diagnosis. *Emergency Radiology*, 27:361–366, 2020.
- [370] Zhijie Bao, Wei Chen, Shengze Xiao, Kuang Ren, Jiaao Wu, Cheng Zhong, Jiajie Peng, Xuanjing Huang, and Zhongyu Wei. Disc-medllm: Bridging general large language models and real-world medical consultation. *arXiv preprint arXiv:2308.14346*, 2023.
- [371] Sagar Goyal, Eti Rastogi, Sree Prasanna Rajagopal, Dong Yuan, Fen Zhao, Jai Chintagunta, Gautam Naik, and Jeff Ward. Healai: A healthcare llm for effective medical documentation. In *Proceedings of the 17th ACM International Conference on Web Search and Data Mining*, pages 1167–1168, 2024.
- [372] Tae-Ho Hwang, JuHui Lee, Se-Min Hyun, and KangYoon Lee. Implementation of interactive healthcare advisor model using chatbot and visualization. In *2020 International Conference on Information and Communication Technology Convergence (ICTC)*, pages 452–455. IEEE, 2020.
- [373] Kuo Zhang, Xiangbin Meng, Xiangyu Yan, Jiaming Ji, Jingqian Liu, Hua Xu, Heng Zhang, Da Liu, Jingjia Wang, Xuliang Wang, et al. Revolutionizing health care: The transformative impact of large language models in medicine. *Journal of Medical Internet Research*, 27:e59069, 2025.

- [374] Prakhar Srivastava and Nishant Singh. Automatized medical chatbot (medibot). In *2020 International Conference on Power Electronics & IoT Applications in Renewable Energy and its Control (PARC)*, pages 351–354. IEEE, 2020.
- [375] Rashmi Dharwadkar and Neeta A Deshpande. A medical chatbot. *International Journal of Computer Trends and Technology (IJCTT)*, 60(1):41–45, 2018.
- [376] Sheng Wang, Zihao Zhao, Xi Ouyang, Qian Wang, and Dinggang Shen. Chatcad: Interactive computer-aided diagnosis on medical image using large language models. *arXiv preprint arXiv:2302.07257*, 2023.
- [377] Sanjay Chakraborty, Hrithik Paul, Sayani Ghatak, Saroj Kumar Pandey, Ankit Kumar, Kamred Udham Singh, and Mohd Asif Shah. An ai-based medical chatbot model for infectious disease prediction. *Ieee Access*, 10:128469–128483, 2022.
- [378] I-Ching Hsu and Jiun-De Yu. A medical chatbot using machine learning and natural language understanding. *Multimedia Tools and Applications*, 81(17):23777–23799, 2022.
- [379] Bufang Yang, Siyang Jiang, Lilin Xu, Kaiwei Liu, Hai Li, Guoliang Xing, Hongkai Chen, Xiaofan Jiang, and Zhenyu Yan. Drhouse: An llm-empowered diagnostic reasoning system through harnessing outcomes from sensor data and expert knowledge. *Proceedings of the ACM on Interactive, Mobile, Wearable and Ubiquitous Technologies*, 8(4):1–29, 2024.
- [380] Abdulrahman Khamaj. Ai-enhanced chatbot for improving healthcare usability and accessibility for older adults. *Alexandria Engineering Journal*, 116:202–213, 2025.
- [381] Kushagra Srivastava, Trilok Nath Pandey, Debaraj Roy, and Sambit Sahoo. A machine learning model on healthcare based chatbot and appointment system. In *2023 3rd International conference on Artificial Intelligence and Signal Processing (AISP)*, pages 1–7. IEEE, 2023.
- [382] Meghana Gudala, Mary Ellen Trail Ross, Sunitha Mogalla, Mandi Lyons, Padmavathy Ramaswamy, Kirk Roberts, et al. Benefits of, barriers to, and needs for an artificial intelligence-powered medication information voice chatbot for older adults: interview study with geriatrics experts. *JMIR aging*, 5(2):e32169, 2022.
- [383] Surya Roca, Manuel Hernández, Jorge Sancho, José García, and Álvaro Alesanco. Virtual assistant prototype for managing medication using messaging platforms. In *XV Mediterranean Conference on Medical and Biological Engineering and Computing—MEDICON 2019: Proceedings of MEDICON 2019, September 26-28, 2019, Coimbra, Portugal*, pages 954–961. Springer, 2020.
- [384] DP Nivedhitha, G Madhumitha, J Janani Sri, S Jayashree, J Surya, and DM Divya. Conversational ai for healthcare to improve member efficiency. In *2024 International Conference on Science Technology Engineering and Management (ICSTEM)*, pages 1–6. IEEE, 2024.
- [385] Madison Milne-Ives, Caroline de Cock, Ernest Lim, Melissa Harper Shehadeh, Nick de Pennington, Guy Mole, Eduardo Normando, Edward Meinert, et al. The effectiveness of artificial intelligence conversational agents in health care: systematic review. *Journal of medical Internet research*, 22(10):e20346, 2020.
- [386] S Suganyadevi, V Seethalakshmi, and Krishnasamy Balasamy. A review on deep learning in medical image analysis. *International Journal of Multimedia Information Retrieval*, 11(1):19–38, 2022.
- [387] Charmpreet Kaur and Urvashi Garg. Artificial intelligence techniques for cancer detection in medical image processing: A review. *Materials Today: Proceedings*, 81:806–809, 2023.
- [388] Jinhong Wang, Jintai Chen, Danny Chen, and Jian Wu. LKM-UNet: Large kernel vision mamba unet for medical image segmentation. In *International Conference on Medical Image Computing and Computer-Assisted Intervention*, pages 360–370. Springer, 2024.
- [389] Ilkjong Park, Hong Kyun Kim, Wan Kyun Chung, and Keehoon Kim. Deep learning based real-time oct image segmentation and correction for robotic needle insertion systems. *IEEE Robotics and Automation Letters*, 5(3):4517–4524, 2020.
- [390] Tamas Haidegger, Stefanie Speidel, Danail Stoyanov, and Richard M Satava. Robot-assisted minimally invasive surgery—surgical robotics in the data age. *Proceedings of the IEEE*, 110(7):835–846, 2022.
- [391] Ciro Mennella, Umberto Maniscalco, Giuseppe De Pietro, and Massimo Esposito. Ethical and regulatory challenges of ai technologies in healthcare: A narrative review. *Heliyon*, 2024.
- [392] Ajmal Zemmar, Andres M Lozano, and Bradley J Nelson. The rise of robots in surgical environments during covid-19. *Nature Machine Intelligence*, 2(10):566–572, 2020.
- [393] Muhammad Iftikhar, Muhammad Saqib, Muhammad Zareen, and Hassan Mumtaz. Artificial intelligence: revolutionizing robotic surgery. *Annals of Medicine and Surgery*, 86(9):5401–5409, 2024.
- [394] Sandro Ferrari, E. Tagliabue, B. Maris, and P. Fiorini. Autonomous robotic system for breast biopsy with deformation compensation. *IEEE Robotics and Automation Letters*, 8:1215–1222, 2023.
- [395] Hideki Ujiie, R. Chiba, Aogu Yamaguchi, Shunsuke Nomura, H. Shiya, Aki Fujiwara-Kuroda, K. Kaga, C. Eitel, T. Clapp, and Tatsuya Kato. Developing a virtual reality simulation system for preoperative planning of robotic-assisted thoracic surgery. *Journal of Clinical Medicine*, 13, 2024.
- [396] S. Park, Ki-Yoon Kim, Y. Kim, and W. Hyung. Patient-specific virtual three-dimensional surgical navigation for gastric cancer surgery: A prospective study for preoperative planning and intraoperative guidance. *Frontiers in Oncology*, 13, 2023.
- [397] Labeeqa Khizir, Vineet Bhandari, Srivarsha Kaloth, John Pfail, Benjamin Lichtbroun, Naveena Yanamala, and Sammy E Elsamra. From diagnosis to precision surgery: The transformative role of artificial intelligence in urologic imaging. *Journal of Endourology*, 38(8):824–835, 2024.
- [398] Gang Li, Niravkumar A. Patel, E. Burdette, J. Pilitsis, Hao Su, and G. Fischer. A fully actuated robotic assistant for mri-guided precision conformal ablation of brain tumors. *IEEE/ASME Transactions on Mechatronics*, 26:255–266, 2021.
- [399] Fabio Müller, S. Roner, Florentin Liebmann, J. Spirig, P. Fürnstahl, and M. Farshad. Augmented reality navigation for spinal pedicle screw instrumentation using intraoperative 3d imaging. *The spine journal : official journal of the North American Spine Society*, 2020.
- [400] Yutaka Okagawa, Seiichiro Abe, Masayoshi Yamada, Ichiro Oda, and Yutaka Saito. Artificial intelligence in endoscopy. *Digestive Diseases and Sciences*, 67(5):1553–1572, 2022.
- [401] Lianlian Wu, Ming Xu, Xiaoda Jiang, Xinqi He, Heng Zhang, Yaowei Ai, Qiaoyun Tong, Peihua Lv, Bin Lu, Mingwen Guo, et al. Real-time artificial intelligence for detecting focal lesions and diagnosing neoplasms of the stomach by white-light endoscopy (with videos). *Gastrointestinal Endoscopy*, 95(2):269–280, 2022.
- [402] Ji Woong Kim, Changyan He, Muller Urias, Peter Gehlbach, Gregory D Hager, Iulian Iordachita, and Marin Kobilarov. Autonomously navigating a surgical tool inside the eye by learning from demonstration. In *2020 IEEE International Conference on Robotics and Automation*

- (ICRA), pages 7351–7357. IEEE, 2020.
- [403] Ziyang Chen, Ke Fan, Laura Cruciani, Matteo Fontana, Lorenzo Muraglia, Francesco Ceci, Laura Travaini, Giancarlo Ferrigno, and Elena De Momi. Toward human-out-of-the loop endoscope navigation based on context awareness for enhanced autonomy in robotic surgery. *IEEE Transactions on Medical Robotics and Bionics*, 2024.
- [404] Xin Ma, Chengzhi Song, Philip Waiyan Chiu, and Zheng Li. Autonomous flexible endoscope for minimally invasive surgery with enhanced safety. *IEEE Robotics and Automation Letters*, 4(3):2607–2613, 2019.
- [405] Ishita Barua, Daniela Guerrero Vinsard, Henriette C Jodal, Magnus Løberg, Mette Kalager, Øyvind Holme, Masashi Misawa, Michael Bretthauer, and Yuichi Mori. Artificial intelligence for polyp detection during colonoscopy: a systematic review and meta-analysis. *Endoscopy*, 53(03):277–284, 2021.
- [406] Mojtaba Akbari, Jay Carriere, Ron Sloboda, Tyler Meyer, Nawaid Usmani, Siraj Husain, and Mahdi Tavakoli. Robot-assisted breast ultrasound scanning using geometrical analysis of the seroma and image segmentation. In *2021 IEEE/RSJ International Conference on Intelligent Robots and Systems (IROS)*, pages 3784–3791. IEEE, 2021.
- [407] Ziwen Wang, Yingying Han, Baoliang Zhao, Haiqin Xie, Liang Yao, Bing Li, Max Q-H Meng, and Ying Hu. Autonomous robotic system for carotid artery ultrasound scanning with visual servo navigation. *IEEE Transactions on Medical Robotics and Bionics*, 2024.
- [408] Felix von Haxthausen, Sven Böttger, Daniel Wulff, Jannis Hagenah, Verónica García-Vázquez, and Svenja Ipsen. Medical robotics for ultrasound imaging: current systems and future trends. *Current robotics reports*, 2:55–71, 2021.
- [409] Guochen Ning, Xinran Zhang, and Hongen Liao. Autonomic robotic ultrasound imaging system based on reinforcement learning. *IEEE Transactions on Biomedical Engineering*, 68(9):2787–2797, 2021.
- [410] Keyu Li, Yangxin Xu, Jian Wang, Dong Ni, Li Liu, and Max Q.-H. Meng. Image-guided navigation of a robotic ultrasound probe for autonomous spinal sonography using a shadow-aware dual-agent framework. *IEEE Transactions on Medical Robotics and Bionics*, 4(1):130–144, 2022.
- [411] Yabo Fu, Yang Lei, Tonghe Wang, Walter J Curran, Tian Liu, and Xiaofeng Yang. Deep learning in medical image registration: a review. *Physics in Medicine & Biology*, 65(20):20TR01, 2020.
- [412] Grant Haskins, Uwe Kruger, and Pingkun Yan. Deep learning in medical image registration: a survey. *Machine Vision and Applications*, 31(1):8, 2020.
- [413] Filip Suligoj, Christoff M Heunis, Jakub Sikorski, and Sarthak Misra. Robust—an autonomous robotic ultrasound system for medical imaging. *IEEE access*, 9:67456–67465, 2021.
- [414] Zhongliang Jiang, Nehil Danis, Yuan Bi, Mingchuan Zhou, Markus Kroenke, Thomas Wendler, and Nassir Navab. Precise repositioning of robotic ultrasound: Improving registration-based motion compensation using ultrasound confidence optimization. *IEEE Transactions on Instrumentation and Measurement*, 71:1–11, 2022.
- [415] Xuesheng Zhang, Xiaona Lin, Zihao Zhang, Licong Dong, Xinlong Sun, Desheng Sun, and Kehong Yuan. Artificial intelligence medical ultrasound equipment: application of breast lesions detection. *Ultrasonic Imaging*, 42(4-5):191–202, 2020.
- [416] Ryosuke Tsumura, John W Hardin, Keshav Bimbraw, Anne V Grossestreuer, Olushola S Odusanya, Yihao Zheng, Jeffrey C Hill, Beatrice Hoffmann, Winston Soboyejo, and Haichong K Zhang. Tele-operative low-cost robotic lung ultrasound scanning platform for triage of covid-19 patients. *IEEE robotics and automation letters*, 6(3):4664–4671, 2021.
- [417] Navid Feizi, Mahdi Tavakoli, Rajni V Patel, and S Farokh Atashzar. Robotics and ai for teleoperation, tele-assessment, and tele-training for surgery in the era of covid-19: Existing challenges, and future vision. *Frontiers in Robotics and AI*, 8:610677, 2021.
- [418] Mehdi Yousefzadeh, Parsa Esfahanian, Seyed Mohammad Sadegh Movahed, Saeid Gorgin, Dara Rahmati, Atefeh Abedini, Seyed Alireza Nadji, Sara Haseli, Mehrdad Bakshayesh Karam, Arda Kiani, et al. ai-corona: Radiologist-assistant deep learning framework for covid-19 diagnosis in chest ct scans. *PLoS one*, 16(5):e0250952, 2021.
- [419] Carolina Lanza, Serena Carriero, Elvira Francisca Maria Buijs, Sveva Mortellaro, Caterina Pizzi, Lucilla Violetta Sciacqua, Pierpaolo Biondetti, Salvatore Alessio Angileri, Andrea Antonio Ianniello, Anna Maria Ierardi, et al. Robotics in interventional radiology: review of current and future applications. *Technology in Cancer Research & Treatment*, 22:15330338231152084, 2023.
- [420] Timothy Y Wang, Christine Park, Tara Dalton, Shashank Rajkumar, Edwin McCray, Edwin Owolo, Khoi D Than, and Muhammad M Abd-El-Barr. Robotic navigation in spine surgery: Where are we now and where are we going? *Journal of Clinical Neuroscience*, 94:298–304, 2021.
- [421] Olatunji Mumini Omisore, Wenke Duan, Wenjing Du, Yuhong Zheng, Toluwanimi Akinyemi, Yousef Al-Handerish, Wanghongbo Li, Yong Liu, Jing Xiong, and Lei Wang. Automatic tool segmentation and tracking during robotic intravascular catheterization for cardiac interventions. *Quantitative imaging in medicine and surgery*, 11(6):2688, 2021.
- [422] Seyda Gunduz, Hassan Albadawi, and Rahmi Oklu. Robotic devices for minimally invasive endovascular interventions: a new dawn for interventional radiology. *Advanced Intelligent Systems*, 3(2):2000181, 2021.
- [423] Ge Fang, Marco CK Chow, Justin DL Ho, Zhuoliang He, Kui Wang, TC Ng, James KH Tsoi, Po-Ling Chan, Hing-Chiu Chang, Danny Tat-Ming Chan, et al. Soft robotic manipulator for intraoperative mri-guided transoral laser microsurgery. *Science Robotics*, 6(57):eabg5575, 2021.
- [424] Shaoping Huang, Chuqian Lou, Ying Zhou, Zhao He, Xuejun Jin, Yuan Feng, Anzhu Gao, and Guang-Zhong Yang. Mri-guided robot intervention—current state-of-the-art and new challenges. *Med-X*, 1(1):4, 2023.
- [425] Hao Su, Ka-Wai Kwok, Kevin Cleary, Iulian Iordachita, M Cenk Cavusoglu, Jaydev P Desai, and Gregory S Fischer. State of the art and future opportunities in mri-guided robot-assisted surgery and interventions. *Proceedings of the IEEE*, 110(7):968–992, 2022.
- [426] Zheng Li and Philip Wai-Yan Chiu. Robotic endoscopy. *Visceral medicine*, 34(1):45–51, 2018.
- [427] Kateryna Zinchenko and Kai-Tai Song. Autonomous endoscope robot positioning using instrument segmentation with virtual reality visualization. *IEEE Access*, 9:72614–72623, 2021.
- [428] Ivo Bošković, Beatrice Orlandini, Luigi Giovanni Papparella, Maria Valeria Matteo, Martina De Siena, Valerio Pontecorvi, and Guido Costamagna. Robotics and artificial intelligence in gastrointestinal endoscopy: updated review of the literature and state of the art. *Current Robotics Reports*, 2:43–54, 2021.
- [429] Wing Yin Ng, Yehui Li, Tianle Pan, Yichong Sun, Qi Dou, Pheng Ann Heng, Philip Wai Yan Chiu, and Zheng Li. A simultaneous polyp

- and lumen detection framework towards autonomous robotic colonoscopy. *IEEE Transactions on Medical Robotics and Bionics*, 2024.
- [430] Austin T Jones, Jacob M Broome, and Matthew D Zelhart. Combined endoscopic robotic surgery for complex colonic polyp resection: case series. *Surgical Endoscopy*, pages 1–6, 2022.
- [431] Cem Simsek, Hung Leng Kaan, and Hiroyuki Aihara. Future directions for robotic endoscopy–artificial intelligence (ai), three-dimensional (3d) imaging, and natural orifice transluminal endoscopic surgery. *Techniques and innovations in gastrointestinal endoscopy*, 25(1):95–101, 2023.
- [432] Guang Feng, Sai Wang, Jinhua Li, and Siyang Zuo. Toward safer gi endoscopy with a novel robot-assisted endoscopic system. *IEEE Robotics and Automation Letters*, 2024.
- [433] Francisco Maria Calisto, Carlos Santiago, Nuno Nunes, and Jacinto C Nascimento. Introduction of human-centric ai assistant to aid radiologists for multimodal breast image classification. *International Journal of Human-Computer Studies*, 150:102607, 2021.
- [434] Hangjie Mo, Xiaojian Li, Bo Ouyang, Ge Fang, and Yuanjun Jia. Task autonomy of a flexible endoscopic system for laser-assisted surgery. *Cyborg and Bionic Systems*, 2022.
- [435] Murilo M Marinho, Kanako Harada, Kyoichi Deie, Tetsuya Ishimaru, and Mamoru Mitsuishi. Smartarm: Suturing feasibility of a surgical robotic system on a neonatal chest model. *IEEE Transactions on Medical Robotics and Bionics*, 3(1):253–256, 2021.
- [436] Jin Wu, Haoying Zhou, Peter Kazanzides, Adnan Munawar, and Anqi Liu. Surgicai: A fine-grained platform for data collection and benchmarking in surgical policy learning. *arXiv preprint arXiv:2406.13865*, 2024.
- [437] Vincent Schorp, Will Panitch, Kaushik Shivakumar, Vainavi Viswanath, Justin Kerr, Yahav Avigal, Danyal M Fer, Lionel Ott, and Ken Goldberg. Self-supervised learning for interactive perception of surgical thread for autonomous suture tail-shortening. In *2023 IEEE 19th International Conference on Automation Science and Engineering (CASE)*, pages 1–6. IEEE, 2023.
- [438] Felix Holm, Ghazal Ghazaei, Tobias Czempel, Ege Özsoy, Stefan Saur, and Nassir Navab. Dynamic scene graph representation for surgical video. In *Proceedings of the IEEE/CVF international conference on computer vision*, pages 81–87, 2023.
- [439] Chinedu Innocent Nwoye and Nicolas Padoy. Surgitrack: Fine-grained multi-class multi-tool tracking in surgical videos. *arXiv e-prints*, pages arXiv–2405, 2024.
- [440] Beilei Cui, Mobarakol Islam, Long Bai, and Hongliang Ren. Surgical-dino: adapter learning of foundation models for depth estimation in endoscopic surgery. *International Journal of Computer Assisted Radiology and Surgery*, pages 1–8, 2024.
- [441] Azad Shademan, Ryan S Decker, Justin D Opfermann, Simon Leonard, Axel Krieger, and Peter CW Kim. Supervised autonomous robotic soft tissue surgery. *Science translational medicine*, 8(337):337ra64–337ra64, 2016.
- [442] Sahba Aghajani Pedram, Peter Ferguson, Ji Ma, Erik Dutson, and Jacob Rosen. Autonomous suturing via surgical robot: An algorithm for optimal selection of needle diameter, shape, and path. In *2017 IEEE International conference on robotics and automation (ICRA)*, pages 2391–2398. IEEE, 2017.
- [443] Fangxun Zhong, Yaqing Wang, Zerui Wang, and Yun-Hui Liu. Dual-arm robotic needle insertion with active tissue deformation for autonomous suturing. *IEEE Robotics and Automation Letters*, 4(3):2669–2676, 2019.
- [444] Changyeob Shin, Peter Walker Ferguson, Sahba Aghajani Pedram, Ji Ma, Erik P Dutson, and Jacob Rosen. Autonomous tissue manipulation via surgical robot using learning based model predictive control. In *2019 International conference on robotics and automation (ICRA)*, pages 3875–3881. IEEE, 2019.
- [445] Eleonora Tagliabue, Ameya Pore, Diego Dall’Alba, Enrico Magnabosco, Marco Piccinelli, and Paolo Fiorini. Soft tissue simulation environment to learn manipulation tasks in autonomous robotic surgery. In *2020 IEEE/RSJ International Conference on Intelligent Robots and Systems (IROS)*, pages 3261–3266. IEEE, 2020.
- [446] Brijen Thananjeyan, Animesh Garg, Sanjay Krishnan, Carolyn Chen, Lauren Miller, and Ken Goldberg. Multilateral surgical pattern cutting in 2d orthotropic gauze with deep reinforcement learning policies for tensioning. In *2017 IEEE International Conference on Robotics and Automation (ICRA)*, pages 2371–2378. IEEE, 2017.
- [447] Shunlei Li, Jin Wang, Rui Dai, Wanyu Ma, Wing Yin Ng, Yingbai Hu, and Zheng Li. Robonurse-vla: Robotic scrub nurse system based on vision-language-action model. *arXiv preprint arXiv:2409.19590*, 2024.
- [448] Samuel Schmidgall, Joseph Cho, Cyril Zakka, and William Hiesinger. Gp-vls: A general-purpose vision language model for surgery. *arXiv preprint arXiv:2407.19305*, 2024.
- [449] Kun Yuan, Vinkle Srivastav, Tong Yu, Joel L Lavanchy, Pietro Mascagni, Nassir Navab, and Nicolas Padoy. Learning multi-modal representations by watching hundreds of surgical video lectures. *arXiv preprint arXiv:2307.15220*, 2023.
- [450] Beichen Wang, Juexiao Zhang, Shuwen Dong, Irving Fang, and Chen Feng. Vlm see, robot do: Human demo video to robot action plan via vision language model. *arXiv preprint arXiv:2410.08792*, 2024.
- [451] Zongxia Li, Xiyang Wu, Hongyang Du, Huy Nghiem, and Guangyao Shi. Benchmark evaluations, applications, and challenges of large vision language models: A survey. *arXiv preprint arXiv:2501.02189*, 2025.
- [452] Lalithkumar Seenivasan, Mobarakol Islam, Gokul Kannan, and Hongliang Ren. Surgicallgpt: end-to-end language-vision gpt for visual question answering in surgery. In *International conference on medical image computing and computer-assisted intervention*, pages 281–290. Springer, 2023.
- [453] Jiajie Li, Garrett Skinner, Gene Yang, Brian R Quaranto, Steven D Schwaitzberg, Peter CW Kim, and Jinjun Xiong. Llava-surg: Towards multimodal surgical assistant via structured surgical video learning. *arXiv preprint arXiv:2408.07981*, 2024.
- [454] Runzhuo Ma, Ashwin Ramaswamy, Jiashu Xu, Loc Trinh, Dani Kiyasseh, Timothy N Chu, Elyssa Y Wong, Ryan S Lee, Ivan Rodriguez, Gina DeMeo, et al. Surgical gestures as a method to quantify surgical performance and predict patient outcomes. *NPJ Digital Medicine*, 5(1):187, 2022.
- [455] Michael Yip, Septimiu Salcudean, Ken Goldberg, Kaspar Althoefer, Arianna Menciassi, Justin D Opfermann, Axel Krieger, Krithika Swaminathan, Conor J Walsh, He Huang, et al. Artificial intelligence meets medical robotics. *Science*, 381(6654):141–146, 2023.
- [456] Intuitive Surgical. da vinci. surgical system. <http://www.intusurg.com/html/davinci.html>, 2013.
- [457] Yanding Qin, Pengxiu Geng, Yugen You, Mingqian Ma, Hongpeng Wang, and Jianda Han. Collaborative preoperative planning for operation-navigation dual-robot orthopedic surgery system. *IEEE Transactions on Automation Science and Engineering*, 21:2949–2960, 2024.

- [458] Raktim Swarnakar and Shiv Lal Yadav. Artificial intelligence and machine learning in motor recovery: A rehabilitation medicine perspective. *World Journal of Clinical Cases*, 11(29):7258, 2023.
- [459] Sofia Balula Dias, Athina Grammatikopoulou, José Alves Diniz, Kosmas Dimitropoulos, Nikos Grammalidis, Vicky Zilidou, Theodore Savvidis, Evdokimos Konstantinidis, Panagiotis D Bamidis, Hagen Jaeger, et al. Innovative parkinson’s disease patients’ motor skills assessment: the i-prognosis paradigm. *Frontiers in Computer Science*, 2:20, 2020.
- [460] Baekdong Cha, Kyung-Hwan Lee, and Jeha Ryu. Deep-learning-based emergency stop prediction for robotic lower-limb rehabilitation training systems. *IEEE Transactions on Neural Systems and Rehabilitation Engineering*, 29:1120–1128, 2021.
- [461] Qingchuan Ma, Etsuko Kobayashi, Bowen Fan, Kazuaki Hara, Keiichi Nakagawa, Ken Masamune, Ichiro Sakuma, and Hideyuki Sue-naga. Machine-learning-based approach for predicting postoperative skeletal changes for orthognathic surgical planning. *The International Journal of Medical Robotics and Computer Assisted Surgery*, 18(3):e2379, 2022.
- [462] Lien Wang, Erik Demeulemeester, Nancy Vansteenkiste, and Frank E Rademakers. Operating room planning and scheduling for outpatients and inpatients: A review and future research. *Operations Research for Health Care*, 31:100323, 2021.
- [463] Kyle H Sheetz, Jake Claffin, and Justin B Dimick. Trends in the adoption of robotic surgery for common surgical procedures. *JAMA network open*, 3(1):e1918911–e1918911, 2020.
- [464] Hala Muaddi, Melanie El Hafid, Woo Jin Choi, Erin Lillie, Charles de Mestral, Avery Nathens, Therese A Stukel, and Paul J Karanicolas. Clinical outcomes of robotic surgery compared to conventional surgical approaches (laparoscopic or open): a systematic overview of reviews. *Annals of surgery*, 273(3):467–473, 2021.
- [465] Rachel Cashman. Surgical robotics economics: Cost-effectiveness & long-term benefits, April 2024.
- [466] Hamed Saeidi, Justin D Opfermann, Michael Kam, Shuwen Wei, Simon Léonard, Michael H Hsieh, Jin U Kang, and Axel Krieger. Autonomous robotic laparoscopic surgery for intestinal anastomosis. *Science robotics*, 7(62):eabj2908, 2022.
- [467] Kamil Safiejko, Radoslaw Tarkowski, Maciej Koselak, Marcin Juchimiuk, Aleksander Tarasik, Michal Pruc, Jacek Smereka, and Lukasz Szarpak. Robotic-assisted vs. standard laparoscopic surgery for rectal cancer resection: a systematic review and meta-analysis of 19,731 patients. *Cancers*, 14(1):180, 2021.
- [468] Ji Woong Kim, Shuwen Wei, Peiyao Zhang, Peter Gehlbach, Jin U Kang, Iulian Iordachita, and Marin Kobilarov. Towards autonomous retinal microsurgery using rgb-d images. *IEEE Robotics and Automation Letters*, 2024.
- [469] Iulian I Iordachita, Marc D De Smet, Gerrit Naus, Mamoru Mitsuishi, and Cameron N Riviere. Robotic assistance for intraocular micro-surgery: Challenges and perspectives. *Proceedings of the IEEE*, 110(7):893–908, 2022.
- [470] Albert Wilcox, Justin Kerr, Brijen Thananjeyan, Jeffrey Ichnowski, Minh Hwang, Samuel Paradis, Danyal Fer, and Ken Goldberg. Learning to localize, grasp, and hand over unmodified surgical needles. In *2022 International Conference on Robotics and Automation (ICRA)*, pages 9637–9643. IEEE, 2022.
- [471] Julian de Gortari Briseno, Roko Parać, Leo Ardon, Marc Roig Vilamala, Daniel Furelos-Blanco, Lance Kaplan, Vinod K Mishra, Federico Cerutti, Alun Preece, Alessandra Russo, et al. Teamcollab: A framework for collaborative perception-cognition-communication-action. In *2024 27th International Conference on Information Fusion (FUSION)*, pages 1–8. IEEE, 2024.
- [472] Yonghao Long, Jie Ying Wu, Bo Lu, Yueming Jin, Mathias Unberath, Yun-Hui Liu, Pheng Ann Heng, and Qi Dou. Relational graph learning on visual and kinematics embeddings for accurate gesture recognition in robotic surgery. In *2021 IEEE International Conference on Robotics and Automation (ICRA)*, pages 13346–13353. IEEE, 2021.
- [473] Tianxiang Chen, Zhentao Tan, Tao Gong, Qi Chu, Yue Wu, Bin Liu, Nenghai Yu, Le Lu, and Jieping Ye. Bootstrapping audio-visual video segmentation by strengthening audio cues. *IEEE Transactions on Circuits and Systems for Video Technology*, 2024.
- [474] Huaping Liu, Di Guo, Fuchun Sun, Wuqiang Yang, Steve Furber, and Tengchen Sun. Embodied tactile perception and learning. *Brain Science Advances*, 6(2):132–158, 2020.
- [475] Ana Davila, Jacinto Colan, and Yasuhisa Hasegawa. Voice control interface for surgical robot assistants. *arXiv preprint arXiv:2409.10225*, 2024.
- [476] Leonardo Borgioli, Ki-Hwan Oh, Alberto Mangano, Alvaro Ducas, Luciano Ambrosini, Federico Pinto, Paula A Lopez, Jessica Cassiani, Milos Zefran, Liaohai Chen, et al. Sensory glove-based surgical robot user interface. *arXiv preprint arXiv:2403.13941*, 2024.
- [477] Yonghao Long, Wang Wei, Tao Huang, Yuehao Wang, and Qi Dou. Human-in-the-loop embodied intelligence with interactive simulation environment for surgical robot learning. *IEEE Robotics and Automation Letters*, 8(8):4441–4448, 2023.
- [478] Huihan Liu, Soroush Nasiriany, Lance Zhang, Zhiyao Bao, and Yuke Zhu. Robot learning on the job: Human-in-the-loop autonomy and learning during deployment. *The International Journal of Robotics Research*, page 02783649241273901, 2022.
- [479] Sang-Min Park and Young-Gab Kim. Visual language navigation: A survey and open challenges. *Artificial Intelligence Review*, 56(1):365–427, 2023.
- [480] Chenguang Huang, Oier Mees, Andy Zeng, and Wolfram Burgard. Visual language maps for robot navigation. In *2023 IEEE International Conference on Robotics and Automation (ICRA)*, pages 10608–10615. IEEE, 2023.
- [481] Richard Bieck, Katharina Heuermann, Markus Pirlich, Juliane Neumann, and Thomas Neumuth. Language-based translation and prediction of surgical navigation steps for endoscopic wayfinding assistance in minimally invasive surgery. *International journal of computer assisted radiology and surgery*, 15:2089–2100, 2020.
- [482] Hyeongyo Jeong, Haechan Lee, Changwon Kim, and Sungtae Shin. A survey of robot intelligence with large language models. *Applied Sciences*, 14(19):8868, 2024.
- [483] Lisheng Xu, Haoran Zhang, Jiaole Wang, Ang Li, Shuang Song, Hongliang Ren, Lin Qi, Jason J Gu, and Max Q-H Meng. Information loss challenges in surgical navigation systems: From information fusion to ai-based approaches. *Information Fusion*, 92:13–36, 2023.
- [484] Lin-Sen Zhang, Shi-Qi Liu, Xiao-Liang Xie, Xiao-Hu Zhou, Zeng-Guang Hou, Chao-Nan Wang, Xin-Kai Qu, Wen-Zheng Han, Xi-Yao Ma, and Meng Song. A novel spatial position prediction navigation system makes surgery more accurate. *IEEE Transactions on Medical Imaging*, 2023.
- [485] Ryan A Bartholomew, Haoyin Zhou, Maud Boreel, Krish Suresh, Saksham Gupta, Margaret B Mitchell, Christopher Hong, Stella E Lee, Timothy R Smith, Jeffrey P Guenette, et al. Surgical navigation in the anterior skull base using 3-dimensional endoscopy and surface reconstruction. *JAMA Otolaryngology–Head & Neck Surgery*, 150(4):318–326, 2024.

- [486] Jialei Chen, Xin Zhang, Mobarakol Islam, Francisco Vasconcelos, Danail Stoyanov, Daniel S Elson, and Baoru Huang. Surgicalgs: Dynamic 3d gaussian splatting for accurate robotic-assisted surgical scene reconstruction. *arXiv preprint arXiv:2410.09292*, 2024.
- [487] Zhuoyue Yang, Ju Dai, and Junjun Pan. 3d reconstruction from endoscopy images: A survey. *Computers in Biology and Medicine*, page 108546, 2024.
- [488] Lalithkumar Seenivasan, Mobarakol Islam, Adithya K Krishna, and Hongliang Ren. Surgical-vqa: Visual question answering in surgical scenes using transformer. In *International Conference on Medical Image Computing and Computer-Assisted Intervention*, pages 33–43. Springer, 2022.
- [489] Kun Yuan, Manasi Kattel, Joël L Lavanchy, Nassir Navab, Vinkle Srivastav, and Nicolas Padoy. Advancing surgical vqa with scene graph knowledge. *International Journal of Computer Assisted Radiology and Surgery*, pages 1–9, 2024.
- [490] Greetta Antonio, Jobin Jose, Sudhish N George, and Kiran Raja. Croma: Cross-modal attention for visual question answering in robotic surgery. In *International Conference on Pattern Recognition*, pages 459–471. Springer, 2024.
- [491] Juseong Jin and Chang Wook Jeong. Surgical-llava: Toward surgical scenario understanding via large language and vision models. *arXiv preprint arXiv:2410.09750*, 2024.
- [492] Runlong He, Mengya Xu, Adrito Das, Danyal Z Khan, Sophia Bano, Hani J Marcus, Danail Stoyanov, Matthew J Clarkson, and Mobarakol Islam. Pitvqa: Image-grounded text embedding llm for visual question answering in pituitary surgery. In *International Conference on Medical Image Computing and Computer-Assisted Intervention*, pages 488–498. Springer, 2024.
- [493] Kexin Chen, Yuyang Du, Tao You, Mobarakol Islam, Ziyu Guo, Yueming Jin, Guangyong Chen, and Pheng-Ann Heng. Llm-assisted multi-teacher continual learning for visual question answering in robotic surgery. *arXiv preprint arXiv:2402.16664*, 2024.
- [494] Guankun Wang, Long Bai, Wan Jun Nah, Jie Wang, Zhaoxi Zhang, Zhen Chen, Jinlin Wu, Mobarakol Islam, Hongbin Liu, and Hongliang Ren. Surgical-llvm: Learning to adapt large vision-language model for grounded visual question answering in robotic surgery. *arXiv preprint arXiv:2405.10948*, 2024.
- [495] Ming Hu, Kun Yuan, Yaling Shen, Feilong Tang, Xiaohao Xu, Lin Zhou, Wei Li, Ying Chen, Zhongxing Xu, Zelin Peng, et al. Ophclip: Hierarchical retrieval-augmented learning for ophthalmic surgical video-language pretraining. *arXiv preprint arXiv:2411.15421*, 2024.
- [496] Chang Shi, Yi Zheng, and Ann Majewicz Fey. Recognition and prediction of surgical gestures and trajectories using transformer models in robot-assisted surgery. In *2022 IEEE/RSJ International Conference on Intelligent Robots and Systems (IROS)*, pages 8017–8024. IEEE, 2022.
- [497] Keshara Weerasinghe, Seyed Hamid Reza Roodabeh, Kay Hutchinson, and Homa Alemzadeh. Multimodal transformers for real-time surgical activity prediction. *arXiv preprint arXiv:2403.06705*, 2024.
- [498] Athanasios Gazis, Pantelis Karaiskos, and Constantinos Loukas. Surgical gesture recognition in laparoscopic tasks based on the transformer network and self-supervised learning. *Bioengineering*, 9(12):737, 2022.
- [499] Chang Shi, Jonathan Madera, Heath Boyea, and Ann Majewicz Fey. Haptic guidance using a transformer-based surgeon-side trajectory prediction algorithm for robot-assisted surgical training. In *2023 32nd IEEE International Conference on Robot and Human Interactive Communication (RO-MAN)*, pages 1942–1949. IEEE, 2023.
- [500] Kevin Feghoul, Deise Santana Maia, Mehdi El Amrani, Mohamed Daoudi, and Ali Amad. Mgrformer: A multimodal transformer approach for surgical gesture recognition. In *18th International Conference on Automatic Face and Gesture Recognition (FG)*, 2024.
- [501] Natalia Valderrama, Paola Ruiz Puentes, Isabela Hernández, Nicolás Ayobi, Mathilde Verlyck, Jessica Santander, Juan Caicedo, Nicolás Fernández, and Pablo Arbeláez. Towards holistic surgical scene understanding. In *International conference on medical image computing and computer-assisted intervention*, pages 442–452. Springer, 2022.
- [502] Yi Zheng and Ann Majewicz-Fey. Transformer-based automated skill assessment and interpretation in robot-assisted surgery. In *2024 International Symposium on Medical Robotics (ISMR)*, pages 1–8, 2024.
- [503] Yiming Zhang, Ying Weng, and Boding Wang. Cwt-vit: A time–frequency representation and vision transformer-based framework for automated robotic surgical skill assessment. *Expert Systems with Applications*, 258:125064, 2024.
- [504] Yi Zheng and Ann Majewicz-Fey. Transformer-based automated skill assessment and interpretation in robot-assisted surgery. In *2024 International Symposium on Medical Robotics (ISMR)*, pages 1–8. IEEE, 2024.
- [505] Julien Quarez, Matthew Elliot, Oscar Maccormac, Nawal Khan, Marc Modat, Sebastien Ourselin, Jonathan Shapey, and Alejandro Granados. R-trans—a recurrent transformer model for clinical feedback in surgical skill assessment. *arXiv preprint arXiv:2407.05180*, 2024.
- [506] Dimitrios Anastasiou, Yueming Jin, Danail Stoyanov, and Evangelos Mazomenos. Keep your eye on the best: contrastive regression transformer for skill assessment in robotic surgery. *IEEE Robotics and Automation Letters*, 8(3):1755–1762, 2023.
- [507] Kevin Feghoul, Deise Santana Maia, Mehdi El Amrani, Mohamed Daoudi, and Ali Amad. Spatial-temporal graph transformer for surgical skill assessment in simulation sessions. In *Iberoamerican Congress on Pattern Recognition*, pages 287–297. Springer, 2023.
- [508] Tetsunari Inamura. Digital twin of experience for human–robot collaboration through virtual reality. *International Journal of Automation Technology*, 17(3):284–291, 2023.
- [509] Hanad Ahmed and Laurence Devoto. The potential of a digital twin in surgery. *Surgical Innovation*, 28(4):509–510, 2021.
- [510] Chen Lin, Shuai Zheng, Zhizhe Liu, Youru Li, Zhenfeng Zhu, and Yao Zhao. Sgt: Scene graph-guided transformer for surgical report generation. In *International conference on medical image computing and computer-assisted intervention*, pages 507–518. Springer, 2022.
- [511] Chen Lin, Zhenfeng Zhu, Yawei Zhao, Ying Zhang, Kunlun He, and Yao Zhao. Sgt++: Improved scene graph-guided transformer for surgical report generation. *IEEE Transactions on Medical Imaging*, 2023.
- [512] Hao Ding, Lalithkumar Seenivasan, Benjamin D Killeen, Sue Min Cho, and Mathias Unberath. Digital twins as a unifying framework for surgical data science: the enabling role of geometric scene understanding. *Artificial Intelligence Surgery*, 4(3):109–138, 2024.
- [513] Katharina Hagmann, Anja Hellings-Kuß, Julian Klodmann, Rebecca Richter, Freek Stulp, and Daniel Leidner. A digital twin approach for contextual assistance for surgeons during surgical robotics training. *Frontiers in Robotics and AI*, 8:735566, 2021.
- [514] Yue Wang, Tianfan Fu, Yinlong Xu, Zihan Ma, Hongxia Xu, Bang Du, Yingzhou Lu, Honghao Gao, Jian Wu, and Jintai Chen. TWIN-GPT: digital twins for clinical trials via large language model. *ACM Transactions on Multimedia Computing, Communications and Applications*, 2024.
- [515] Yaojun Hu, Jintai Chen, Lianting Hu, Dantong Li, Jiahuan Yan, Haochao Ying, Huiying Liang, and Jian Wu. Personalized heart disease

- detection via ecg digital twin generation. *arXiv preprint arXiv:2404.11171*, 2024.
- [516] Jintai Chen, Xiangshang Zheng, Hongyun Yu, Danny Z Chen, and Jian Wu. Electrocardio panorama: synthesizing new ecg views with self-supervision. *arXiv preprint arXiv:2105.06293*, 2021.
- [517] Hongchao Shu, Ruixing Liang, Zhaoshuo Li, Anna Goodridge, Xiangyu Zhang, Hao Ding, Nimesh Nagururu, Manish Sahu, Francis X Creighton, Russell H Taylor, et al. Twin-s: a digital twin for skull base surgery. *International journal of computer assisted radiology and surgery*, 18(6):1077–1084, 2023.
- [518] Tianze Sun, Xiwang He, and Zhonghai Li. Digital twin in healthcare: Recent updates and challenges. *Digital Health*, 9:20552076221149651, 2023.
- [519] Jonas Hein, Frédéric Giraud, Lilian Calvet, Alexander Schwarz, Nicola Alessandro Cavalcanti, Sergey Prokudin, Mazda Farshad, Siyu Tang, Marc Pollefeys, Fabio Carrillo, et al. Creating a digital twin of spinal surgery: A proof of concept. In *Proceedings of the IEEE/CVF Conference on Computer Vision and Pattern Recognition*, pages 2355–2364, 2024.
- [520] Chinedu Innocent Nwoye, Rupak Bose, Kareem Elgohary, Lorenzo Arboit, Giorgio Carlino, Joël L Lavanchy, Pietro Mascagni, and Nicolas Padoy. Surgical text-to-image generation. *arXiv preprint arXiv:2407.09230*, 2024.
- [521] Joseph Cho, Samuel Schmidgall, Cyril Zakka, Mrudang Mathur, Rohan Shad, and William Hiesinger. Surgen: Text-guided diffusion model for surgical video generation. *arXiv preprint arXiv:2408.14028*, 2024.
- [522] Imane Guemghar, Paula Pires de Oliveira Padilha, Amal Abdel-Baki, Didier Jutras-Aswad, Jesseca Paquette, and Marie-Pascale Pomey. Social robot interventions in mental health care and their outcomes, barriers, and facilitators: scoping review. *JMIR Mental Health*, 9(4):e36094, 2022.
- [523] S Mouly and TR Pragathi. Mental health assist and diagnosis conversational interface using logistic regression model for emotion and sentiment analysis. In *Journal of Physics: Conference Series*, volume 2161, page 012039. IOP Publishing, 2022.
- [524] Nicole L Robinson, Jennifer Connolly, Gavin Suddrey, and David J Kavanagh. A brief wellbeing training session delivered by a humanoid social robot: a pilot randomized controlled trial. *International Journal of Social Robotics*, 16(5):937–951, 2024.
- [525] Katarzyna Kleczek, Andra Rice, and Maryam Alimardani. Robots as mental health coaches: A study of emotional responses to technology-assisted stress management tasks using physiological signals. *Sensors*, 24(13):4032, 2024.
- [526] Batyrkhan Omarov, Zhandos Zhumanov, Aidana Gumar, and Leilya Kuntunova. Artificial intelligence enabled mobile chatbot psychologist using aiml and cognitive behavioral therapy. *International Journal of Advanced Computer Science and Applications*, 14(6), 2023.
- [527] Komal Rani, Harshit Vishnoi, and Manas Mishra. A mental health chatbot delivering cognitive behavior therapy and remote health monitoring using nlp and ai. In *2023 International Conference on Disruptive Technologies (ICDT)*, pages 313–317, 2023.
- [528] Sooyeon Jeong, Laura Aymerich-Franch, Sharifa Alghowinem, Rosalind W Picard, Cynthia L Breazeal, and Hae Won Park. A robotic companion for psychological well-being: A long-term investigation of companionship and therapeutic alliance. In *Proceedings of the 2023 ACM/IEEE international conference on human-robot interaction*, pages 485–494, 2023.
- [529] Hamida Khatri. Virtual reality therapy model for treatment of mental disorders associated with gender-based violence. In *Extended Abstracts of the CHI Conference on Human Factors in Computing Systems*, pages 1–9, 2024.
- [530] Marcel-Alexandru Gaina, Stefan-Vladimir Sbarcea, Bianca-Stefana Popa, Bogdan-Victor Stefanescu, Alexandra-Maria Gaina, Andreea-Silvana Szalontay, Alexandra Bolos, and Cristinel Stefanescu. Safevr mentalverse. app: Development of a free immersive virtual reality exposure therapy for acrophobia and claustrophobia. *Brain Sciences*, 14(7):651, 2024.
- [531] Zhen Liu, Lingfeng Ren, Chang Xiao, Ke Zhang, and Peter Demian. Virtual reality aided therapy towards health 4.0: A two-decade bibliometric analysis. *International journal of environmental research and public health*, 19(3):1525, 2022.
- [532] Paul MG Emmelkamp and Katharina Meyerbröker. Virtual reality therapy in mental health. *Annual review of clinical psychology*, 17(1):495–519, 2021.
- [533] V Juřík, K Varšová, J Chmelík, and O Janoušek. Vret environments architecture: Adjusting immersive virtual environments for psychotherapeutic training. In *INTED2024 Proceedings*, pages 4990–5000. IATED, 2024.
- [534] Patrícia Alves-Oliveira, Tanya Budhiraja, Samuel So, Raida Karim, Elin Björling, and Maya Cakmak. Robot-mediated interventions for youth mental health. *Design for Health*, 6(2):138–162, 2022.
- [535] Shruti Gedam and Sanchita Paul. A review on mental stress detection using wearable sensors and machine learning techniques. *IEEE Access*, 9:84045–84066, 2021.
- [536] Mijeong Kang and Kyunghwan Chai. Wearable sensing systems for monitoring mental health. *Sensors*, 22(3):994, 2022.
- [537] Mahsa Sheikh, Meha Qassem, and Panicos A Kyriacou. Wearable, environmental, and smartphone-based passive sensing for mental health monitoring. *Frontiers in digital health*, 3:662811, 2021.
- [538] Gábor Baranyi, Bruno Carlos Dos Santos Melício, Zsófia Gaál, Levente Hajder, András Simonyi, Dániel Sindely, Joul Skaf, Ondřej Dušek, Tomáš Někvienda, and András Lőrincz. Ai technologies for machine supervision and help in a rehabilitation scenario. *Multimodal Technologies and Interaction*, 6(7):48, 2022.
- [539] Kunhao Tang, Ruogu Luo, and Sanhua Zhang. An artificial neural network algorithm for the evaluation of postoperative rehabilitation of patients. *Journal of Healthcare Engineering*, 2021(1):3959844, 2021.
- [540] Francesco Lanotte, Megan K O'Brien, and Arun Jayaraman. Ai in rehabilitation medicine: Opportunities and challenges. *Annals of Rehabilitation Medicine*, 47(6):444, 2023.
- [541] Minsu Chang, Tae-Woo Kim, Jaewon Beom, Sunjae Won, and Doyoung Jeon. Ai therapist realizing expert verbal cues for effective robot-assisted gait training. *IEEE Transactions on Neural Systems and Rehabilitation Engineering*, 28(12):2805–2815, 2020.
- [542] Elsa J Harris, I Khoo, Emel Demircan, et al. A survey of human gait-based artificial intelligence applications. *Frontiers in Robotics and AI*, 8:749274, 2022.
- [543] Debanga Raj Neog, H Pallab Jyoti Dutta, MK Bhuyan, et al. Hand function assessment using computer vision for hand rehabilitation. In *2024 IEEE Conference on Artificial Intelligence (CAI)*, pages 659–664. IEEE, 2024.
- [544] Yating Zhao, Changyong Liang, Zuozuo Gu, Yunjun Zheng, and Qilin Wu. A new design scheme for intelligent upper limb rehabilitation training robot. *International journal of environmental research and public health*, 17(8):2948, 2020.
- [545] Hassan M Qassim and WZ Wan Hasan. A review on upper limb rehabilitation robots. *Applied Sciences*, 10(19):6976, 2020.

- [546] Yves Zimmermann, Alessandro Forino, Robert Riener, and Marco Hutter. Anyexo: A versatile and dynamic upper-limb rehabilitation robot. *IEEE Robotics and Automation Letters*, 4(4):3649–3656, 2019.
- [547] Sejuti Rahman, Sujun Sarker, AKM Nadimul Haque, Monisha Mushtary Uttsha, Md Fokhrul Islam, and Swakshar Deb. Ai-driven stroke rehabilitation systems and assessment: A systematic review. *IEEE Transactions on Neural Systems and Rehabilitation Engineering*, 31:192–207, 2022.
- [548] Lorenzo Vianello, Emek Barış Küçüktabak, Matthew Short, Clément Lhoste, Lorenzo Amato, Kevin Lynch, and Jose Pons. Exoskeleton-mediated physical human-human interaction for a sit-to-stand rehabilitation task. In *2024 IEEE International Conference on Robotics and Automation (ICRA)*, pages 4521–4527. IEEE, 2024.
- [549] Wei Xiao, Kai Chen, Jiaming Fan, Yifan Hou, Weifei Kong, and Guo Dan. Ai-driven rehabilitation and assistive robotic system with intelligent pid controller based on rbf neural networks. *Neural Computing and Applications*, 35(22):16021–16035, 2023.
- [550] Xupeng Ai, Victor Santamaria, Jiawei Chen, Boce Hu, Chenfei Zhu, and Sunil K Agrawal. A deep-learning based real-time prediction of seated postural limits and its application in trunk rehabilitation. *IEEE Transactions on Neural Systems and Rehabilitation Engineering*, 31:260–270, 2022.
- [551] Hosu Lee, Yunho Choi, Amre Eizad, Won-Kyung Song, Kyung-Joong Kim, and Jungwon Yoon. A machine learning-based initial difficulty level adjustment method for balance exercise on a trunk rehabilitation robot. *IEEE Transactions on Neural Systems and Rehabilitation Engineering*, 31:1857–1866, 2023.
- [552] Manuel Andrés Vélez-Guerrero, Mauro Callejas-Cuervo, and Stefano Mazzoleni. Artificial intelligence-based wearable robotic exoskeletons for upper limb rehabilitation: A review. *Sensors*, 21(6):2146, 2021.
- [553] Qingsong Ai, Zemin Liu, Wei Meng, Quan Liu, and Sheng Q Xie. Machine learning in robot assisted upper limb rehabilitation: A focused review. *IEEE Transactions on Cognitive and Developmental Systems*, 2021.
- [554] Shisheng Zhang, Liting Fan, Jing Ye, Gong Chen, Chenglong Fu, and Yuquan Leng. An intelligent rehabilitation assessment method for stroke patients based on lower limb exoskeleton robot. *IEEE Transactions on Neural Systems and Rehabilitation Engineering*, 2023.
- [555] Jinqi Gong, Ping Ye, and Zhaohua Chang. The application of lightweight ai algorithms in postoperative rehabilitation of breast cancer. *Computer Methods in Biomechanics and Biomedical Engineering*, pages 1–12, 2023.
- [556] Yang Han, Zhenguo Han, Jianhui Wu, Yanlong Yu, Shuqing Gao, Dianbo Hua, and Aimin Yang. Artificial intelligence recommendation system of cancer rehabilitation scheme based on iot technology. *IEEE Access*, 8:44924–44935, 2020.
- [557] Amisha S Raikar, Pramod Kumar, Gokuldas (Vedant) S Raikar, and Sandesh N Somnache. Advances and challenges in iot-based smart drug delivery systems: a comprehensive review. *Applied System Innovation*, 6(4):62, 2023.
- [558] Yixin Wang, Zhaoting Li, and Quanyin Hu. Emerging self-regulated micro/nano drug delivery devices: a step forward towards intelligent diagnosis and therapy. *Nano Today*, 38:101127, 2021.
- [559] Mohammad-Ali Shahbazi, Neha Shrestha, Malgorzata Karolina Pierchala, Firoz Babu Kadumudi, Mehdi Mehrali, Masoud Hasany, Véronique Pr  at, Sander Leeuwenburgh, and Alireza Dolatshahi-Pirouz. A self-healable, moldable and bioactive biomaterial gum for personalised and wearable drug delivery. *Journal of Materials Chemistry B*, 8(19):4340–4356, 2020.
- [560] Zahra Mazidi, Sanaz Javanmardi, Seyed Morteza Naghib, and Zahra Mohammadpour. Smart stimuli-responsive implantable drug delivery systems for programmed and on-demand cancer treatment: An overview on the emerging materials. *Chemical Engineering Journal*, 433:134569, 2022.
- [561] Haojie Zhang, Yiping Pan, Yao Hou, Minghui Li, Jia Deng, Bochu Wang, and Shilei Hao. Smart physical-based transdermal drug delivery system: Towards intelligence and controlled release. *Small*, 20(9):2306944, 2024.
- [562] Richa Sharma, Dharendra Singh, Prerna Gaur, and Deepak Joshi. Intelligent automated drug administration and therapy: future of healthcare. *Drug Delivery and Translational Research*, pages 1–25, 2021.
- [563] WMFWM Rosdi, SA Suhaimi, NA Md Lazam, AJ Alias, F Abdullah, and SN Azemi. Smart pill dispenser with monitoring system. In *2021 IEEE Symposium on Wireless Technology & Applications (ISWTA)*, pages 58–62. IEEE, 2021.
- [564] S Thangam, T Sudeep Reddy, T Krithin, J Jesy Janet Kumari, et al. A smart pill container for improved medication. In *2024 5th International Conference on Electronics and Sustainable Communication Systems (ICESC)*, pages 1623–1630. IEEE, 2024.
- [565] Sergio R Minera, Abulaiti Nuerbiya, Alonso Espinoza, Kiran George, and Anand Panangadan. Smart cup for a smart pill dispenser for verification of pill consumption. In *2023 IEEE 13th Annual Computing and Communication Workshop and Conference (CCWC)*, pages 0994–0998. IEEE, 2023.
- [566] B Pradheep T Rajan, A Brightny, Carlus D Rebeak, S Poojasen, P Vijay, M Suresh, and R Rohith Alex. Smart pill box with reminder to consume and auto-filling process using iot. In *2021 Fifth International Conference on I-SMAC (IoT in Social, Mobile, Analytics and Cloud)(I-SMAC)*, pages 40–44. IEEE, 2021.
- [567] Thanh Cong Ho, Farah Kharrat, Abderrazek Abid, Fakhri Karray, and Anis Koubaa. Remoni: An autonomous system integrating wearables and multimodal large language models for enhanced remote health monitoring. In *2024 IEEE International Symposium on Medical Measurements and Applications (MeMeA)*, pages 1–6. IEEE, 2024.
- [568] Marie Chan, Eric Campo, Daniel Est  ve, and Jean-Yves Fourniols. Smart homes—current features and future perspectives. *Maturitas*, 64(2):90–97, 2009.
- [569] Lin Lu, Jiayao Zhang, Yi Xie, Fei Gao, Song Xu, Xinghuo Wu, Zhewei Ye, et al. Wearable health devices in health care: narrative systematic review. *JMIR mHealth and uHealth*, 8(11):e18907, 2020.
- [570] Esteban J Pino, Yerko Arias, and Pablo Aqueveque. Wearable emg shirt for upper limb training. In *2018 40th annual international conference of the IEEE engineering in medicine and biology society (EMBC)*, pages 4406–4409. IEEE, 2018.
- [571] M Poongodi, Mounir Hamdi, Mohit Malviya, Ashutosh Sharma, Gaurav Dhiman, and S Vimal. Diagnosis and combating covid-19 using wearable oura smart ring with deep learning methods. *Personal and ubiquitous computing*, pages 1–11, 2022.
- [572] Abdelakram Hafid, Sara Benouar, Malika Kedir-Talha, Farhad Abtahi, Mokhtar Attari, and Fernando Seoane. Full impedance cardiography measurement device using raspberry pi3 and system-on-chip biomedical instrumentation solutions. *IEEE journal of biomedical and health informatics*, 22(6):1883–1894, 2017.
- [573] Aleksandr Talitckii, Ekaterina Kovalenko, Anna Anikina, Olga Zimniakova, Maksim Semenov, Ekaterina Bril, Aleksei Shcherbak, Dmitry V



- Dylov, and Andrey Somov. Avoiding misdiagnosis of parkinson's disease with the use of wearable sensors and artificial intelligence. *IEEE Sensors Journal*, 21(3):3738–3747, 2020.
- [574] Justin Greiwe and Sharmilee M Nyenhuis. Wearable technology and how this can be implemented into clinical practice. *Current allergy and asthma reports*, 20:1–10, 2020.
- [575] Fengpei Yuan, Elizabeth Klavon, Ziming Liu, Ruth Palan Lopez, and Xiaopeng Zhao. A systematic review of robotic rehabilitation for cognitive training. *Frontiers in Robotics and AI*, 8:605715, 2021.
- [576] Gab-Sang Ryu. A study of artificial intelligence technology to improve cognitive rehabilitation training efficiency. *Journal of Internet of Things and Convergence*, 9(4):33–40, 2023.
- [577] Yuri Almeida, Manisha Sanjay Sirsat, Sergi Bermúdez i Badia, and Eduardo Fermé. Ai-rehab: A framework for ai driven neurorehabilitation training—the profiling challenge. In *Healthinf*, pages 845–853, 2020.
- [578] Patrizio Sale, Giorgio Ferriero, Lucio Ciabattoni, Anna Maria Cortese, Francesco Ferracuti, Luca Romeo, Francesco Piccione, and Stefano Masiero. Predicting motor and cognitive improvement through machine learning algorithm in human subject that underwent a rehabilitation treatment in the early stage of stroke. *Journal of Stroke and Cerebrovascular Diseases*, 27(11):2962–2972, 2018.
- [579] Xiangmin Lun, Yifei Zhang, Mengyang Zhu, Yongheng Lian, and Yimin Hou. A combined virtual electrode-based esa and cnn method for mi-ecg signal feature extraction and classification. *Sensors*, 23(21):8893, 2023.
- [580] Myriam Alanis-Espinosa and David Gutiérrez. On the assesment of functional connectivity in an immersive brain-computer interface during motor imagery, 2019.
- [581] Behnam Reyhani-Masoleh and Tom Chau. Navigating in virtual reality using thought: The development and assessment of a motor imagery based brain-computer interface, 2019.
- [582] Byoung-Hee Kwon, Ji-Hoon Jeong, and Seong-Whan Lee. Visual motion imagery classification with deep neural network based on functional connectivity, 2024.
- [583] Sara Cooper, Alessandro Di Fava, Carlos Vivas, Luca Marchionni, and Francesco Ferro. Ari: The social assistive robot and companion. In *2020 29th IEEE International conference on robot and human interactive communication (RO-MAN)*, pages 745–751. IEEE, 2020.
- [584] Sara Cooper, Alessandro Di Fava, Oscar Villacañas, Tatiana Silva, Víctor Fernández-Carbajales, Luis Unzueta, Manex Serras, Luca Marchionni, and Francesco Ferro. Social robotic application to support active and healthy ageing. In *2021 30th IEEE International Conference on Robot & Human Interactive Communication (RO-MAN)*, pages 1074–1080. IEEE, 2021.
- [585] Adam Robaczewski, Julie Bouchard, Kevin Bouchard, and Sébastien Gaboury. Socially assistive robots: The specific case of the nao. *International Journal of Social Robotics*, 13:795–831, 2021.
- [586] Tianhao She and Fuji Ren. Enhance the language ability of humanoid robot nao through deep learning to interact with autistic children. *Electronics*, 10(19):2393, 2021.
- [587] Aida Amirova, Nazerke Rakhymbayeva, Elmira Yadollahi, Anara Sandygulova, and Wafa Johal. 10 years of human-nao interaction research: A scoping review. *Frontiers in Robotics and AI*, 8:744526, 2021.
- [588] Muhammad Faisal El-Muhammady, Sarah Afifah Mohd Zabidi, Hazlina Md Yusof, Mohammad Ariff Rashidan, Shahrul Na'im Sidek, and Aimi Shazwani Ghazali. Initial response in hri: a pilot study on autism spectrum disorder children interacting with a humanoid qrobot. In *International Conference on Robot Intelligence Technology and Applications*, pages 393–406. Springer, 2022.
- [589] Intissar Salhi, Mohammed Qbadou, Soukaina Gouraguine, Khalifa Mansouri, Chris Lytridis, and Vassiliis Kaburlasos. Towards robot-assisted therapy for children with autism—the ontological knowledge models and reinforcement learning-based algorithms. *Frontiers in Robotics and AI*, 9:713964, 2022.
- [590] ANI. Researchers discover robots can be used for diagnosing mental health disorders in children, September 2022.
- [591] Hoang-Long Cao, Pablo G Esteban, Madeleine Bartlett, Paul Baxter, Tony Belpaeme, Erik Billing, Haibin Cai, Mark Coeckelbergh, Cristina Costescu, Daniel David, et al. Robot-enhanced therapy: Development and validation of supervised autonomous robotic system for autism spectrum disorders therapy. *IEEE robotics & automation magazine*, 26(2):49–58, 2019.
- [592] Nazerke Rakhymbayeva, Aida Amirova, and Anara Sandygulova. A long-term engagement with a social robot for autism therapy. *Frontiers in Robotics and AI*, 8:669972, 2021.
- [593] Masud Karim, Md Solaiman Mia, Saifuddin Md Tareeq, and Md Hasanuzzaman. Evaluate effectiveness of nao robot to train children with autism spectrum disorder (asd). In *2023 IEEE 5th International Conference on Cognitive Machine Intelligence (CogMI)*, pages 165–174. IEEE, 2023.
- [594] Renée JF van den Heuvel, Monique AS Lexis, and Luc P de Witte. Zora robot based interventions to achieve therapeutic and educational goals in children with severe physical disabilities. *International Journal of Social Robotics*, 12(2):493–504, 2020.
- [595] Helinä Melkas, Lea Hennala, Satu Pekkarinen, and Ville Kyrki. Impacts of robot implementation on care personnel and clients in elderly-care institutions. *International Journal of Medical Informatics*, 134:104041, 2020.
- [596] Anthony Scerri, Roberta Sammut, and Charles Scerri. Formal caregivers' perceptions and experiences of using pet robots for persons living with dementia in long-term care: A meta-ethnography. *Journal of Advanced Nursing*, 77(1):83–97, 2021.
- [597] Daehyung Park, Yuuna Hoshi, Harshal P Mahajan, Ho Keun Kim, Zackory Erickson, Wendy A Rogers, and Charles C Kemp. Active robot-assisted feeding with a general-purpose mobile manipulator: Design, evaluation, and lessons learned. *Robotics and Autonomous Systems*, 124:103344, 2020.
- [598] Tapomayukh Bhattacharjee, Ethan K Gordon, Rosario Scalise, Maria E Cabrera, Anat Caspi, Maya Cakmak, and Siddhartha S Srinivasa. Is more autonomy always better? exploring preferences of users with mobility impairments in robot-assisted feeding. In *Proceedings of the 2020 ACM/IEEE international conference on human-robot interaction*, pages 181–190, 2020.
- [599] Mubashar Nawaz, Xianhua Li, Sohaib Latif, Sadaf Irshad, and Shabnam Sarwar. Research on the application of machine learning algorithm and fuzzy logic in eating assistive robot. *International Journal of Recent Technology and Engineering*, 10(4):2277–3878, 2021.
- [600] Chihhsiong Shih, Quanen Lai, Huanran Ho, and Willam Cheng-Chung Chu. Smart feeder robot for severely disabled patients. In *2020 IEEE 20th International Conference on Software Quality, Reliability and Security Companion (QRS-C)*, pages 603–608. IEEE, 2020.
- [601] Peiyuan Zhi, Yuhao Lu, Yali Li, and Shengjin Wang. Multimodal based automatic feeding robotic device. In *2022 7th Asia-Pacific Conference on Intelligent Robot Systems (ACIRS)*, pages 164–169. IEEE, 2022.

- [602] Séverin Lemaignan, Sara Cooper, Raquel Ros, Lorenzo Ferrini, Antonio Andriella, and Aina Irisarri. Open-source natural language processing on the pal robotics ari social robot. In *Companion of the 2023 ACM/IEEE International Conference on Human-Robot Interaction*, pages 907–908, 2023.
- [603] Sushil Kumar Sahoo and Bibhuti Bhusan Choudhury. Ai advances in wheelchair navigation and control: A comprehensive review. *Journal of process management and new technologies*, 11(3-4):115–132, 2023.
- [604] Emily Read, Cora Woolsey, Chris A McGibbon, and Colleen O’Connell. Physiotherapists’ experiences using the ekso bionic exoskeleton with patients in a neurological rehabilitation hospital: A qualitative study. *Rehabilitation research and practice*, 2020(1):2939573, 2020.
- [605] Gabi Zeilig, Harold Weingarden, Manuel Zwecker, Israel Dudkiewicz, Ayala Bloch, and Alberto Esquenazi. Safety and tolerance of the rewalk™ exoskeleton suit for ambulation by people with complete spinal cord injury: A pilot study. *The journal of spinal cord medicine*, 35(2):96–101, 2012.
- [606] Xiaohua Sun, Jiayan Ding, Yixuan Dong, Xinda Ma, Ran Wang, Kailun Jin, Hexin Zhang, and Yiwen Zhang. A survey of technologies facilitating home and community-based stroke rehabilitation. *International Journal of Human-Computer Interaction*, 39(5):1016–1042, 2023.
- [607] Kai Guo, Mostafa Orban, Jingxin Lu, Maged S Al-Quraishi, Hongbo Yang, and Mahmoud Elsamanty. Empowering hand rehabilitation with ai-powered gesture recognition: A study of an semg-based system. *Bioengineering*, 10(5):557, 2023.
- [608] Huda Farooq Jameel, Sadik Kamel Gharghan, and Saleem Latteef Mohammed. Wheelchair control system for the disabled based on emotiv sensor gyroscope. *Microprocessors and Microsystems*, 94:104686, 2022.
- [609] Jehangir Arshad, Muhammad Adil Ashraf, Hafiza Mahnoor Asim, Nouman Rasool, Mujtaba Hussain Jaffery, and Shahid Iqbal Bhatti. Multi-mode electric wheelchair with health monitoring and posture detection using machine learning techniques. *Electronics*, 12(5):1132, 2023.
- [610] Daniel Castro and Joshua New. The promise of artificial intelligence. *Center for data innovation*, 115(10):32–35, 2016.
- [611] Yifan Wang, Meng Yuan, Lei Li, Karen Sui Geok Chua, Seng Kwee Wee, and Wei Tech Ang. Graceful user following for mobile balance assistive robot in daily activities assistance, 2023.
- [612] Anna McCormick, Hana Alazem, Aliasgar Morbi, Richard Beranek, Roselle Adler, Genevieve Tibi, and Elizabeth Vilé. Power walker helps a child with cerebral palsy. In *International Conference on Control, Dynamic Systems, and Robotics*, 2016.
- [613] Mayur Palankar, Kathryn J De Laurentis, Redwan Alqasemi, Eduardo Veras, Rajiv Dubey, Yael Arbel, and Emanuel Donchin. Control of a 9-dof wheelchair-mounted robotic arm system using a p300 brain computer interface: Initial experiments. In *2008 IEEE international conference on robotics and biomimetics*, pages 348–353. IEEE, 2009.
- [614] Rangina Ahmad, Dominik Siemon, Ulrich Gnewuch, and Susanne Robra-Bissantz. Designing personality-adaptive conversational agents for mental health care. *Information Systems Frontiers*, 24(3):923–943, 2022.
- [615] Brian Scassellati, Henny Admoni, and Maja Matarić. Robots for use in autism research. *Annual review of biomedical engineering*, 14(1):275–294, 2012.
- [616] Paola Pennisi, Alessandro Tonacci, Gennaro Tartarisco, Lucia Billeci, Liliana Ruta, Sebastiano Gangemi, and Giovanni Pioggia. Autism and social robotics: A systematic review. *Autism Research*, 9(2):165–183, 2016.
- [617] Lola Cañamero and Matthew Lewis. Making new “new ai” friends: Designing a social robot for diabetic children from an embodied ai perspective. *International Journal of Social Robotics*, 8(4):523–537, 2016.
- [618] Claire AGJ Huijnen, Monique AS Lexis, Rianne Jansens, and Luc P de Witte. How to implement robots in interventions for children with autism? a co-creation study involving people with autism, parents and professionals. *Journal of autism and developmental disorders*, 47:3079–3096, 2017.
- [619] Silvana E Mengoni, Karen Irvine, Deepshikha Thakur, Garry Barton, Kerstin Dautenhahn, Karen Guldborg, Ben Robins, David Wellsted, and Shivani Sharma. Feasibility study of a randomised controlled trial to investigate the effectiveness of using a humanoid robot to improve the social skills of children with autism spectrum disorder (kaspar rct): A study protocol. *BMJ open*, 7(6):e017376, 2017.
- [620] Charline Grossard, Giuseppe Palestra, Jean Xavier, Mohamed Chetouani, Ouriel Grynszpan, and David Cohen. Ict and autism care: state of the art. *Current opinion in psychiatry*, 31(6):474–483, 2018.
- [621] Xu Cao, Jintai Chen, Wenqian Ye, Ana Jojic, Sheila Agyeiwaa Owusu, Sheng Li, Megan Coffee, Sicheng Zhao, and James Matthew Rehg. Workshop on ai for children: Healthcare, psychology, education. In *ICLR 2025 Workshop Proposals*, 2025.
- [622] Ana Claudia Mesquita, Cristina Mara Zamarioli, and Emilia Campos de Carvalho. The use of robots in nursing care practices: an exploratory descriptive study. *Online Brazilian Journal of Nursing*, 15(3):404–413, 2016.
- [623] Ana Cláudia Mesquita, Cristina Mara Zamarioli, Francine Lima Fulquini, Emilia Campos de Carvalho, and Emilia Luigia Saporiti Angerami. Social networks in nursing work processes: an integrative literature review. *Revista da Escola de Enfermagem da USP*, 51:e03219, 2017.
- [624] Isela G Carrera, Hector A Moreno, Jose F Flores, Jesus A Esquivel, and Mario A Barrera. Dynamic analysis of the road robot during the sit to stand task. In *Advances in Automation and Robotics Research in Latin America: Proceedings of the 1st Latin American Congress on Automation and Robotics, Panama City, Panama 2017*, pages 48–60. Springer, 2017.
- [625] Rajiv Khosla, Khanh Nguyen, and Mei-Tai Chu. Human robot engagement and acceptability in residential aged care. *International Journal of Human-Computer Interaction*, 33(6):510–522, 2017.
- [626] Mei-Tai Chu, Rajiv Khosla, Seyed Mohammad Sadegh Khaksar, and Khanh Nguyen. Service innovation through social robot engagement to improve dementia care quality. *Assistive Technology*, 29(1):8–18, 2017.
- [627] Kerstin Denecke, Alaa Abd-Alrazaq, and Mowafa Househ. Artificial intelligence for chatbots in mental health: opportunities and challenges. *Multiple perspectives on artificial intelligence in healthcare: Opportunities and challenges*, pages 115–128, 2021.
- [628] Torki Altameem, Mohammed Amoon, and Ayman Altameem. A deep reinforcement learning process based on robotic training to assist mental health patients. *Neural Computing and Applications*, 34(13):10587–10596, 2022.
- [629] Kay T Pham, Amir Nabizadeh, and Salih Seleik. Artificial intelligence and chatbots in psychiatry. *Psychiatric Quarterly*, 93(1):249–253, 2022.
- [630] Andrew Griffiths. How paro the robot seal is being used to help uk dementia patients. *The Guardian*, 2014.
- [631] Ruby Yu, Elsie Hui, Jenny Lee, Dawn Poon, Ashley Ng, Kitty Sit, Kenny Ip, Fannie Yeung, Martin Wong, Takanori Shibata, et al. Use of

- a therapeutic, socially assistive pet robot (paro) in improving mood and stimulating social interaction and communication for people with dementia: Study protocol for a randomized controlled trial. *JMIR research protocols*, 4(2):e4189, 2015.
- [632] Roger Bemelmans, Gert Jan Gelderblom, Pieter Jonker, and Luc De Witte. Socially assistive robots in elderly care: a systematic review into effects and effectiveness. *Journal of the American Medical Directors Association*, 13(2):114–120, 2012.
- [633] Tanya N Beran, Alex Ramirez-Serrano, Otto G Vanderkooi, and Susan Kuhn. Reducing children’s pain and distress towards flu vaccinations: a novel and effective application of humanoid robotics. *Vaccine*, 31(25):2772–2777, 2013.
- [634] Laurel D Riek. Healthcare robotics. *Communications of the ACM*, 60(11):68–78, 2017.
- [635] Tony Belpaeme, James Kennedy, Aditi Ramachandran, Brian Scassellati, and Fumihide Tanaka. Social robots for education: A review. *Science robotics*, 3(21):eaat5954, 2018.
- [636] Marketta Niemelä, Lina Van Aerschoot, Antti Tammela, Iina Aaltonen, and Hanna Lammi. Towards ethical guidelines of using telepresence robots in residential care. *International Journal of Social Robotics*, 13:431–439, 2021.
- [637] Reza Kachouie, Sima Sedighadeli, Rajiv Khosla, and Mei-Tai Chu. Socially assistive robots in elderly care: a mixed-method systematic literature review. *International Journal of Human-Computer Interaction*, 30(5):369–393, 2014.
- [638] Hayley Robinson, Bruce MacDonald, Ngaire Kerse, and Elizabeth Broadbent. The psychosocial effects of a companion robot: a randomized controlled trial. *Journal of the American Medical Directors Association*, 14(9):661–667, 2013.
- [639] Hayley Robinson, Bruce A MacDonald, Ngaire Kerse, and Elizabeth Broadbent. Suitability of healthcare robots for a dementia unit and suggested improvements. *Journal of the American Medical Directors Association*, 14(1):34–40, 2013.
- [640] Hayley Robinson, Bruce MacDonald, and Elizabeth Broadbent. The role of healthcare robots for older people at home: A review. *International Journal of Social Robotics*, 6:575–591, 2014.
- [641] Marian R Banks, Lisa M Willoughby, and William A Banks. Animal-assisted therapy and loneliness in nursing homes: use of robotic versus living dogs. *Journal of the American Medical Directors Association*, 9(3):173–177, 2008.
- [642] Angus Fung, Aaron Hao Tan, Haitong Wang, Beno Benhabib, and Goldie Nejat. Mllm-search: A zero-shot approach to finding people using multimodal large language models. *arXiv preprint arXiv:2412.00103*, 2024.
- [643] Dhruv Shah, Błażej Osiński, Sergey Levine, et al. Lm-nav: Robotic navigation with large pre-trained models of language, vision, and action. In *Conference on robot learning*, pages 492–504. PMLR, 2023.
- [644] Saifuddin Mahmud, Awal Ahmed Fime, and Jong-Hoon Kim. Atr harmonisar: A system for enhancing victim detection in robot-assisted disaster scenarios. *IEEE Access*, 2024.
- [645] Vikram Shree, Beatriz Asfora, Rachel Zheng, Samantha Hong, Jacopo Banfi, and Mark Campbell. Exploiting natural language for efficient risk-aware multi-robot sar planning. *IEEE Robotics and Automation Letters*, 6(2):3152–3159, 2021.
- [646] Spot to the rescue, 2024.
- [647] Jiong Dong, Kaoru Ota, and Mianxiong Dong. UAV-based real-time survivor detection system in post-disaster search and rescue operations. *IEEE Journal on Miniaturization for Air and Space Systems*, 2(4):209–219, 2021.
- [648] Gustavo A Cardona, Juan Ramirez-Rugeles, Eduardo Mojica-Nava, and Juan M Calderon. Visual victim detection and quadrotor-swarm coordination control in search and rescue environment. *International Journal of Electrical and Computer Engineering*, 11(3):2079, 2021.
- [649] Christyan Cruz Ulloa, Guillermo Prieto Sánchez, Antonio Barrientos, and Jaime Del Cerro. Autonomous thermal robotic system for victims recognition in search and rescue missions. *Sensors*, 21(21):7346, 2021.
- [650] Gongcheng Wang, Weidong Wang, Pengchao Ding, Yueming Liu, Han Wang, Zhenquan Fan, Hua Bai, Zhu Hongbiao, and Zhijiang Du. Development of a search and rescue robot system for the underground building environment. *Journal of Field Robotics*, 40(3):655–683, 2023.
- [651] Sasa Sambolek and Marina Ivasic-Kos. Automatic person detection in search and rescue operations using deep cnn detectors. *Ieee Access*, 9:37905–37922, 2021.
- [652] Kaushlendra Sharma, Rajesh Doriya, Saroj Kumar Pandey, Ankit Kumar, GR Sinha, and Pankaj Dadheech. Real-time survivor detection system in sar missions using robots. *Drones*, 6(8):219, 2022.
- [653] Kailin Tong, Yuxi Hu, Berin Dikic, Selim Solmaz, Friedrich Fraundorfer, and Daniel Watenig. Robots saving lives: A literature review about search and rescue (sar) in harsh environments. In *2024 IEEE Intelligent Vehicles Symposium (IV)*, pages 953–960. IEEE, 2024.
- [654] Yu Li, Yaning Geng, and Yunfeng Ji. A survey of the present landscape and prospective trajectories in rescue robots. In *2024 International Symposium on Intelligent Robotics and Systems (IROS)*, pages 54–59. IEEE, 2024.
- [655] Juan Bravo-Arrabal, Manuel Toscano-Moreno, Juan Jesús Fernández-Lozano, Anthony Mandow, Jose Antonio Gomez-Ruiz, and Alfonso García-Cerezo. The internet of cooperative agents architecture (x-ioca) for robots, hybrid sensor networks, and mec centers in complex environments: A search and rescue case study. *Sensors*, 21(23):7843, 2021.
- [656] Narek Papyan, Michel Kulhandjian, Hovannes Kulhandjian, and Levon Aslanyan. Ai-based drone assisted human rescue in disaster environments: Challenges and opportunities. *Pattern Recognition and Image Analysis*, 34(1):169–186, 2024.
- [657] Rakshana Ismail and Senthil Muthukumaraswamy. Military reconnaissance and rescue robot with real-time object detection. In *Intelligent Manufacturing and Energy Sustainability: Proceedings of ICIMES 2020*, pages 637–648. Springer, 2021.
- [658] Laura Smith, J Chase Kew, Xue Bin Peng, Schoon Ha, Jie Tan, and Sergey Levine. Legged robots that keep on learning: Fine-tuning locomotion policies in the real world. In *2022 International Conference on Robotics and Automation (ICRA)*, pages 1593–1599. IEEE, 2022.
- [659] Yiyu Chen and Quan Nguyen. Learning agile locomotion and adaptive behaviors via rl-augmented mpc. In *2024 IEEE International Conference on Robotics and Automation (ICRA)*, pages 11436–11442. IEEE, 2024.
- [660] Rafia Alif Bindu, Asif Ahmed Neloy, Sazid Alam, and Shahnewaz Siddique. 3-survivor: a rough terrain negotiable teleoperated mobile rescue robot with passive control mechanism. *arXiv preprint arXiv:2003.05224*, 2020.
- [661] Rafia Alif Bindu, Asif Ahmed Neloy, Sazid Alam, Nusrat Jahan Moni, and Shahnewaz Siddique. Sigma-3: Integration and analysis of a 6 dof robotic arm configuration in a rescue robot. In *2019 4th International Conference on Robotics and Automation Engineering (ICRAE)*, pages 6–11. IEEE, 2019.
- [662] Seongil Hong, Gyuhyun Park, Youngwoo Lee, Wonsuk Lee, Byunghun Choi, Okkee Sim, and Jun-Ho Oh. Development of a tele-operated

- rescue robot for a disaster response. *International Journal of Humanoid Robotics*, 15(04):1850008, 2018.
- [663] Christyan Cruz Ulloa, David Domínguez, Antonio Barrientos, and Jaime del Cerro. Design and mixed-reality teleoperation of a quadruped-manipulator robot for sar tasks. In *Climbing and Walking Robots Conference*, pages 181–194. Springer, 2022.
- [664] Raimund Edlinger, Christoph Föls, and Andreas Nüchter. An innovative pick-up and transport robot system for casualty evacuation. In *2022 IEEE International Symposium on Safety, Security, and Rescue Robotics (SSRR)*, pages 67–73. IEEE, 2022.
- [665] Christyan Cruz Ulloa, Jaime del Cerro, and Antonio Barrientos. Mixed-reality for quadruped-robotic guidance in sar tasks. *Journal of Computational Design and Engineering*, 10(4):1479–1489, 2023.
- [666] Khushbu Patel, Joe M El-Khoury, Ana-Maria Simundic, Christopher W Farnsworth, Franziska Broell, Jonathan R Genzen, and Timothy K Amukele. Evolution of blood sample transportation and monitoring technologies. *Clinical chemistry*, 67(6):812–819, 2021.
- [667] Ritu Maity, Ruby Mishra, and Prasant Kumar Pattnaik. A review of flying robot applications in healthcare. *Smart Healthcare Analytics: State of the Art*, pages 103–111, 2022.
- [668] Sharan Srinivas, Surya Ramachandiran, and Suchithra Rajendran. Autonomous robot-driven deliveries: A review of recent developments and future directions. *Transportation research part E: logistics and transportation review*, 165:102834, 2022.
- [669] Mokter Hossain. Autonomous delivery robots: A literature review. *IEEE Engineering Management Review*, 2023.
- [670] Mikaela Law, Ho Seok Ahn, Elizabeth Broadbent, Kathy Peri, Ngair Kerse, Eve Topou, Norina Gasteiger, and Bruce MacDonald. Case studies on the usability, acceptability and functionality of autonomous mobile delivery robots in real-world healthcare settings. *Intelligent Service Robotics*, 14(3):387–398, 2021.
- [671] Lukas Grasse, Sylvain J Boutros, and Matthew S Tata. Speech interaction to control a hands-free delivery robot for high-risk health care scenarios. *Frontiers in Robotics and AI*, 8:612750, 2021.
- [672] P Geethanjali, V Ajay, et al. Ai-enhanced personal care robot assistant for hospital medication delivery. In *2024 5th International Conference for Emerging Technology (INCET)*, pages 1–8. IEEE, 2024.
- [673] Akshet Patel, Pranav Sharma, and Princy Randhawa. Medbuddy: the medicine delivery robot. In *2021 9th International conference on reliability, infocom technologies and optimization (Trends and Future Directions)(ICRITO)*, pages 1–4. IEEE, 2021.
- [674] Sujan Sarker, Lafifa Jamal, Syeda Faiza Ahmed, and Niloy Irtisam. Robotics and artificial intelligence in healthcare during covid-19 pandemic: A systematic review. *Robotics and autonomous systems*, 146:103902, 2021.
- [675] Kaicheng Ruan, Zehao Wu, and Qingsong Xu. Smart cleaner: A new autonomous indoor disinfection robot for combating the covid-19 pandemic. *Robotics*, 10(3):87, 2021.
- [676] Moez Guettari, Ines Gharbi, and Samir Hamza. Uvc disinfection robot. *Environmental Science and Pollution Research*, 28:40394–40399, 2021.
- [677] Ishaan Mehta, Hao-Ya Hsueh, Sharareh Taghipour, Wenbin Li, and Sajad Saedi. Uv disinfection robots: a review. *Robotics and autonomous systems*, 161:104332, 2023.
- [678] Jaeseok Kim, Anand Kumar Mishra, Raffaele Limosani, Marco Scafuro, Nino Cauli, Jose Santos-Victor, Barbara Mazzolai, and Filippo Cavallo. Control strategies for cleaning robots in domestic applications: A comprehensive review. *International Journal of Advanced Robotic Systems*, 16(4):1729881419857432, 2019.
- [679] Abhishek Rai, Chinmay Chaturvedi, PK Maduri, and Kushagra Singh. Autonomous disinfection robot. In *2020 2nd International Conference on Advances in Computing, Communication Control and Networking (ICACCCN)*, pages 990–996. IEEE, 2020.
- [680] Khabibullo Nosirov, Shohruh Begmatov, Mukhriddin Arabboev, and Kunduz Medetova. Design of a model for disinfection robot system. In *2020 international conference on information science and communications technologies (ICISCT)*, pages 1–4. IEEE, 2020.
- [681] Akib Zaman, Mohammad Shahjahan Majib, Shoeb Ahmed Tanjim, Shah Md Ahasan Siddique, Shafayetul Islam, Md Shadman Aadeeb, Nafiz Imtiaz Khan, Riasat Haque, Md Rashid Ul Islam, M Rayhan Ferdous Faisal, et al. Uvc-purge: A novel cost-effective disinfection robot for combating covid-19 pandemic. *Ieee Access*, 10:37613–37634, 2022.
- [682] Hanchen Wang, Tianfan Fu, Yuanqi Du, Wenhao Gao, Kexin Huang, Ziming Liu, Payal Chandak, Shengchao Liu, Peter Van Katwyk, Andrea Deac, et al. Scientific discovery in the age of artificial intelligence. *Nature*, 620(7972):47–60, 2023.
- [683] Benjamin Burger, Phillip M Maffettone, Vladimir V Gusev, Catherine M Aitchison, Yang Bai, Xiaoyan Wang, Xiaobo Li, Ben M Alston, Buyi Li, Rob Clowes, et al. A mobile robotic chemist. *Nature*, 583(7815):237–241, 2020.
- [684] Tao Song, Man Luo, Linjiang Chen, Yan Huang, Qing Zhu, Daobin Liu, Baicheng Zhang, Gang Zou, Fei Zhang, Weiwei Shang, et al. A multi-agent-driven robotic ai chemist enabling autonomous chemical research on demand. *ChemRxiv*, 2024.
- [685] Qing Zhu, Fei Zhang, Yan Huang, Hengyu Xiao, Luyuan Zhao, Xuchun Zhang, Tao Song, Xinsheng Tang, Xiang Li, Guo He, Baochen Chong, Junyi Zhou, Yihan Zhang, Baicheng Zhang, Jiaqi Cao, Man Luo, Song Wang, Guilin Ye, Wanjuan Zhang, Xin Chen, S. Cong, Donglai Zhou, Huirong Li, Jialei Li, Gang Zou, Weiwei Shang, Jun Jiang, and Yi Luo. An all-round ai-chemist with a scientific mind. *National Science Review*, 9, 2022.
- [686] N. Szymanski, Yan Zeng, Haoyan Huo, Christopher J. Bartel, Haegyem Kim, and G. Ceder. Toward autonomous design and synthesis of novel inorganic materials. *Materials horizons*, 8 8:2169–2198, 2021.
- [687] Connor W. Coley, Dale A. Thomas, Justin A M Lummiss, Jonathan N. Jaworski, Christopher P Breen, Victor Schultz, Travis Hart, Joshua S. Fishman, Luke Rogers, Hanyu Gao, Robert W. Hicklin, Pieter P. Plehiers, Joshua Byington, John S. Piotti, William H. Green, A. J. Hart, T. Jamison, Klavs F. Jensen, P. Pieter, and Plehiers. A robotic platform for flow synthesis of organic compounds informed by ai planning. *Science*, 365, 2019.
- [688] B. Burger, Phillip M. Maffettone, V. Gusev, Catherine M. Aitchison, Yang Bai, Xiao yan Wang, Xiaobo Li, Ben M. Alston, Buyin Li, Rob Clowes, Nicola Rankin, Brandon Harris, Reiner Sebastian Sprick, and A. Cooper. A mobile robotic chemist. *Nature*, 583:237 – 241, 2020.
- [689] Taesin Ha, Dongseon Lee, Y. Kwon, Min Sik Park, Sangyoon Lee, Jaejun Jang, Byungkwon Choi, Hyunjeong Jeon, Jeonghun Kim, Hyundo Choi, Hyung-Tae Seo, Wonje Choi, Wooram Hong, Young Jin Park, Junwon Jang, Joonkee Cho, Bosung Kim, Hyukju Kwon, Gahee Kim, Won Seok Oh, Jin Woo Kim, Joonhyuk Choi, Minsik Min, Aram Jeon, Yongsik Jung, Eunji Kim, Hyosug Lee, and Youn-Suk Choi. Ai-driven robotic chemist for autonomous synthesis of organic molecules. *Science Advances*, 9, 2023.
- [690] Sergei V. Kalinin, M. Ziatdinov, Jacob D. Hinkle, S. Jesse, Ayana Ghosh, K. Kelley, A. Lupini, B. Sumpter, and R. Vasudevan. Automated and autonomous experiments in electron and scanning probe microscopy. *ACS nano*, 2021.

- [691] Paul Groth and Jessica Cox. Indicators for the use of robotic labs in basic biomedical research: a literature analysis. *PeerJ*, 5, 2017.
- [692] Jizhuang Wang, Ze Xiong, Jing Zheng, Xiaojun Zhan, and Jinyao Tang. Light-driven micro/nanomotor for promising biomedical tools: Principle, challenge, and prospect. *Accounts of chemical research*, 51 9:1957–1965, 2018.
- [693] Connor W Coley, Dale A Thomas III, Justin AM Lummiss, Jonathan N Jaworski, Christopher P Breen, Victor Schultz, Travis Hart, Joshua S Fishman, Luke Rogers, Hanyu Gao, et al. A robotic platform for flow synthesis of organic compounds informed by ai planning. *Science*, 365(6453):eaax1566, 2019.
- [694] Taesin Ha, Dongseon Lee, Youngchun Kwon, Min Sik Park, Sangyoon Lee, Jaejun Jang, Byungkwon Choi, Hyunjeong Jeon, Jeonghun Kim, Hyundo Choi, et al. Ai-driven robotic chemist for autonomous synthesis of organic molecules. *Science advances*, 9(44):eadj0461, 2023.
- [695] Kit-Kay Mak, Yi-Hang Wong, and Mallikarjuna Rao Pichika. Artificial intelligence in drug discovery and development. *Drug discovery and evaluation: safety and pharmacokinetic assays*, pages 1461–1498, 2024.
- [696] Sam Michael, Douglas Auld, Carleen Klumpp, Ajit Jadhav, Wei Zheng, Natasha Thorne, Christopher P Austin, James Inglese, and Anton Simeonov. A robotic platform for quantitative high-throughput screening. *Assay and drug development technologies*, 6(5):637–657, 2008.
- [697] Qi Xiao, Fangfei Zhang, Luang Xu, Liang Yue, Oi Lian Kon, Yi Zhu, and Tiannan Guo. High-throughput proteomics and ai for cancer biomarker discovery. *Advanced drug delivery reviews*, 176:113844, 2021.
- [698] Hanjing Zhou, Mingze Yin, Wei Wu, Mingyang Li, Kun Fu, Jintai Chen, Jian Wu, and Zheng Wang. ProtCLIP: Function-informed protein multi-modal learning. *arXiv preprint arXiv:2412.20014*, 2024.
- [699] Benyou Wang, Qianqian Xie, Jiahuan Pei, Zhihong Chen, Prayag Tiwari, Zhao Li, and Jie Fu. Pre-trained language models in biomedical domain: A systematic survey. *ACM Computing Surveys*, 56(3):1–52, 2023.
- [700] Yu Gu, Robert Tinn, Hao Cheng, Michael Lucas, Naoto Usuyama, Xiaodong Liu, Tristan Naumann, Jianfeng Gao, and Hoifung Poon. Domain-specific language model pretraining for biomedical natural language processing. *ACM Transactions on Computing for Healthcare (HEALTH)*, 3(1):1–23, 2021.
- [701] Jinhyuk Lee, Wonjin Yoon, Sungdong Kim, Donghyeon Kim, Sunkyu Kim, Chan Ho So, and Jaewoo Kang. Biobert: a pre-trained biomedical language representation model for biomedical text mining. *Bioinformatics*, 36(4):1234–1240, 2020.
- [702] Prachi P Parvatikar, Sudha Patil, Kedar Khaparkhantkar, Shruti Patil, Pankaj K Singh, R Sahana, Raghavendra V Kulkarni, and Anjanapura V Raghu. Artificial intelligence: Machine learning approach for screening large database and drug discovery. *Antiviral Research*, page 105740, 2023.
- [703] Kristy A Carpenter and Xudong Huang. Machine learning-based virtual screening and its applications to alzheimer’s drug discovery: a review. *Current pharmaceutical design*, 24(28):3347–3358, 2018.
- [704] Li-chuan Zhang, Hui-lin Zhao, Jin Liu, Lei He, Ri-lei Yu, and Cong-min Kang. Design of sars-cov-2 mpro, plpro dual-target inhibitors based on deep reinforcement learning and virtual screening. *Future Medicinal Chemistry*, 14(6):393–405, 2022.
- [705] Bowen Gao, Bo Qiang, Haichuan Tan, Yinjun Jia, Minsi Ren, Minsi Lu, Jingjing Liu, Wei-Ying Ma, and Yanyan Lan. Drugclip: Contrastive protein-molecule representation learning for virtual screening. *Advances in Neural Information Processing Systems*, 36, 2024.
- [706] Mingyang Wang, Zhe Wang, Huiyong Sun, Jike Wang, Chao Shen, Gaoqi Weng, Xin Chai, Honglin Li, Dongsheng Cao, and Tingjun Hou. Deep learning approaches for de novo drug design: An overview. *Current opinion in structural biology*, 72:135–144, 2022.
- [707] Xuhan Liu, Kai Ye, Herman WT van Vlijmen, Michael TM Emmerich, Adriaan P IJzerman, and Gerard JP van Westen. Drugex v2: de novo design of drug molecules by pareto-based multi-objective reinforcement learning in polypharmacology. *Journal of cheminformatics*, 13(1):85, 2021.
- [708] Sara Romeo Atance, Juan Viguera Diez, Ola Engkvist, Simon Olsson, and Rocío Mercado. De novo drug design using reinforcement learning with graph-based deep generative models. *Journal of chemical information and modeling*, 62(20):4863–4872, 2022.
- [709] Maria Korshunova, Niles Huang, Stephen Capuzzi, Dmytro S Radchenko, Olena Savych, Yuriy S Moroz, Carrow I Wells, Timothy M Willson, Alexander Tropsha, and Olexandr Isayev. Generative and reinforcement learning approaches for the automated de novo design of bioactive compounds. *Communications Chemistry*, 5(1):129, 2022.
- [710] Moe Elbadawi, Simon Gaisford, and Abdul W Basit. Advanced machine-learning techniques in drug discovery. *Drug Discovery Today*, 26(3):769–777, 2021.
- [711] Soojung Yang, Doyeong Hwang, Seul Lee, Seongok Ryu, and Sung Ju Hwang. Hit and lead discovery with explorative rl and fragment-based molecule generation. *Advances in Neural Information Processing Systems*, 34:7924–7936, 2021.
- [712] Andres M. Bran, Sam Cox, Oliver Schilter, Carlo Baldassari, Andrew D White, and Philippe Schwaller. Augmenting large language models with chemistry tools. *Nature Machine Intelligence*, pages 1–11, 2024.
- [713] Michael H Prince, Henry Chan, Aikaterini Vriza, Tao Zhou, Varuni K Sastry, Yanqi Luo, Matthew T Dearing, Ross J Harder, Rama K Vasudevan, and Mathew J Cherukara. Opportunities for retrieval and tool augmented large language models in scientific facilities. *npj Computational Materials*, 10(1):251, 2024.
- [714] Darren Edge, Ha Trinh, Newman Cheng, Joshua Bradley, Alex Chao, Apurva Mody, Steven Truitt, and Jonathan Larson. From local to global: A graph rag approach to query-focused summarization. *arXiv preprint arXiv:2404.16130*, 2024.
- [715] Katharine Sanderson. This gpt-powered robot chemist designs reactions and makes drugs on its own. *Nature*, 2023.
- [716] Shubo Tian, Qiao Jin, Lana Yeganova, Po-Ting Lai, Qingqing Zhu, Xiuying Chen, Yifan Yang, Qingyu Chen, Won Kim, Donald C Comeau, et al. Opportunities and challenges for chatgpt and large language models in biomedicine and health. *Briefings in Bioinformatics*, 25(1):bbad493, 2024.
- [717] Chiranjib Chakraborty, Manojit Bhattacharya, Soumen Pal, and Sang-Soo Lee. Prompt engineering-enabled llm or mllm and instigative bioinformatics pave the way to identify and characterize the significant sars-cov-2 antibody escape mutations. *International Journal of Biological Macromolecules*, 287:138547, 2025.
- [718] Sheng Zhang, Yanbo Xu, Naoto Usuyama, Hanwen Xu, Jaspreet Bagga, Robert Tinn, Sam Preston, Rajesh Rao, Mu Wei, Naveen Valluri, et al. Biomedclip: a multimodal biomedical foundation model pretrained from fifteen million scientific image-text pairs. *arXiv preprint arXiv:2303.00915*, 2023.
- [719] Renqian Luo, Liai Sun, Yingce Xia, Tao Qin, Sheng Zhang, Hoifung Poon, and Tie-Yan Liu. Biogpt: generative pre-trained transformer for

- biomedical text generation and mining. *Briefings in bioinformatics*, 23(6):bbac409, 2022.
- [720] Mandy Guo, Zihang Dai, Denny Vrandečić, and Rami Al-Rfou. Wiki-40b: Multilingual language model dataset. In *Proceedings of the Twelfth Language Resources and Evaluation Conference*, pages 2440–2452, 2020.
- [721] Walid Al-Dhabyani, Mohammed Gomaa, Hussien Khaled, and Aly Fahmy. Dataset of breast ultrasound images. *Data in brief*, 28:104863, 2020.
- [722] Samuel G Armato III, Geoffrey McLennan, Luc Bidaut, Michael F McNitt-Gray, Charles R Meyer, Anthony P Reeves, Binsheng Zhao, Denise R Aberle, Claudia I Henschke, Eric A Hoffman, et al. The lung image database consortium (lidc) and image database resource initiative (idri): a completed reference database of lung nodules on ct scans. *Medical physics*, 38(2):915–931, 2011.
- [723] National Institutes of Health et al. Nih clinical center provides one of the largest publicly available chest x-ray datasets to scientific community, 2017.
- [724] Ujjwal Baid, Satyam Ghodasara, Suyash Mohan, Michel Bilello, Evan Calabrese, Errol Colak, Keyvan Farahani, Jayashree Kalpathy-Cramer, Felipe C Kitamura, Sarthak Pati, et al. The rsna-asnr-miccai brats 2021 benchmark on brain tumor segmentation and radiogenomic classification. *arXiv preprint arXiv:2107.02314*, 2021.
- [725] Adriana Di Martino, Chao-Gan Yan, Qingyang Li, Erin Denio, Francisco X Castellanos, Kaat Alaerts, Jeffrey S Anderson, Michal Assaf, Susan Y Bookheimer, Mirella Dapretto, et al. The autism brain imaging data exchange: towards a large-scale evaluation of the intrinsic brain architecture in autism. *Molecular psychiatry*, 19(6):659–667, 2014.
- [726] Daniel S Kermany, Michael Goldbaum, Wenjia Cai, Carolina CS Valentim, Huiying Liang, Sally L Baxter, Alex McKeown, Ge Yang, Xiaokang Wu, Fangbing Yan, et al. Identifying medical diagnoses and treatable diseases by image-based deep learning. *cell*, 172(5):1122–1131, 2018.
- [727] Geert Litjens, Peter Bandi, Babak Ehteshami Bejnordi, Oscar Geessink, Maschenka Balkenhol, Peter Bult, Altuna Halilovic, Meyke Hermesen, Rob Van de Loo, Rob Vogels, et al. 1399 h&e-stained sentinel lymph node sections of breast cancer patients: the camelyon dataset. *GigaScience*, 7(6):giy065, 2018.
- [728] Andru P Twinanda, Sherif Shehata, Didier Mutter, Jacques Marescaux, Michel De Mathelin, and Nicolas Padoy. Endonet: a deep architecture for recognition tasks on laparoscopic videos. *IEEE transactions on medical imaging*, 36(1):86–97, 2016.
- [729] Hassan Al Hajj, Mathieu Lamard, Pierre-Henri Conze, Soumali Roychowdhury, Xiaowei Hu, Gabija Maršalkaitė, Odysseas Zisimopoulos, Muneer Ahmad Dedmari, Fenqiang Zhao, Jonas Prellberg, et al. Cataracts: Challenge on automatic tool annotation for cataract surgery. *Medical image analysis*, 52:24–41, 2019.
- [730] Maria Grammatikopoulou, Evangello Flouty, Abdolrahim Kadhodamohammadi, Gwenolé Quéllec, Andre Chow, Jean Nehme, Imanol Luengo, and Danaïl Stoyanov. Cadis: Cataract dataset for surgical rgb-image segmentation. *Medical Image Analysis*, 71:102053, 2021.
- [731] Robert Stauder, David Ostler, Michael Kranzfelder, Stefan Koller, Hubert Feußner, and Nassir Navab. The tum lapchole dataset for the m2cai 2016 workflow challenge. *Technical report*, August 2017. type: article.
- [732] Yiming Xiao, Maryse Fortin, Geirmund Unsgård, Hassan Rivaz, and Ingerid Reinertsen. Retrospective evaluation of cerebral tumors (resect): A clinical database of pre-operative mri and intra-operative ultrasound in low-grade glioma surgeries. *Medical physics*, 44(7):3875–3882, 2017.
- [733] Tobias Roß, Annika Reinke, Peter M Full, Martin Wagner, Hannes Kenngott, Martin Apitz, Hellena Hempe, Diana Mindroc-Filimon, Patrick Scholz, Thuy Nuong Tran, et al. Comparative validation of multi-instance instrument segmentation in endoscopy: results of the robust-mis 2019 challenge. *Medical image analysis*, 70:101920, 2021.
- [734] Vivek Singh Bawa, Gurkirt Singh, Francis KapingA, Inna Skarga-Bandurova, Elettra Oleari, Alice Leporini, Carmela Landolfo, Pengfei Zhao, Xi Xiang, Gongning Luo, et al. The saras endoscopic surgeon action detection (esad) dataset: Challenges and methods. *arXiv preprint arXiv:2104.03178*, 2021.
- [735] Emmett D Goodman, Krishna K Patel, Yilun Zhang, William Locke, Chris J Kennedy, Rohan Mehrotra, Stephen Ren, Melody Guan, Orr Zohar, Maren Downing, et al. Analyzing surgical technique in diverse open surgical videos with multitask machine learning. *JAMA surgery*, 159(2):185–192, 2024.
- [736] Zhenyue Qin, Yu Yin, Dylan Campbell, Xuansheng Wu, Ke Zou, Yih-Chung Tham, Ninghao Liu, Xiuzhen Zhang, and Qingyu Chen. Lmod: A large multimodal ophthalmology dataset and benchmark for large vision-language models. *arXiv preprint arXiv:2410.01620*, 2024.
- [737] Guankun Wang, Han Xiao, Huxin Gao, Renrui Zhang, Long Bai, Xiaoxiao Yang, Zhen Li, Hongsheng Li, and Hongliang Ren. Copesd: A multi-level surgical motion dataset for training large vision-language models to co-pilot endoscopic submucosal dissection. *arXiv preprint arXiv:2410.07540*, 2024.
- [738] Naveen Madapana, Md Masudur Rahman, Natalia Sanchez-Tamayo, Mythra V Balakuntala, Glebys Gonzalez, Jyothisna Padmakumar Bindu, LN Vishnunandan Venkatesh, Xingguang Zhang, Juan Barragan Noguera, Thomas Low, et al. Desk: A robotic activity dataset for dexterous surgical skills transfer to medical robots. In *2019 IEEE/RSJ International Conference on Intelligent Robots and Systems (IROS)*, pages 6928–6934. IEEE, 2019.
- [739] Narges Ahmadi, Lingling Tao, Shahin Sefati, Yixin Gao, Colin Lea, Benjamin Bejar Haro, Luca Zappella, Sanjeev Khudanpur, René Vidal, and Gregory D Hager. A dataset and benchmarks for segmentation and recognition of gestures in robotic surgery. *IEEE Transactions on Biomedical Engineering*, 64(9):2025–2041, 2017.
- [740] Chariklia Chatzaki, Vasileios Skaramagkas, Nikolaos Tachos, Georgios Christodoulakis, Evangelia Maniadi, Zinovia Kefalopoulou, Dimitrios I Fotiadis, and Manolis Tsiknakis. The smart-insole dataset: Gait analysis using wearable sensors with a focus on elderly and parkinson’s patients. *Sensors*, 21(8):2821, 2021.
- [741] Elham Dolatabadi, Ying Xuan Zhi, Bing Ye, Marge Coahran, Giorgia Lupinacci, Alex Mihailidis, Rosalie Wang, and Babak Taati. The toronto rehab stroke pose dataset to detect compensation during stroke rehabilitation therapy. In *Proceedings of the 11th EAI international conference on pervasive computing technologies for healthcare*, pages 375–381, 2017.
- [742] Niloy Sikder and Abdullah-Al Nahid. Ku-har: An open dataset for heterogeneous human activity recognition. *Pattern Recognition Letters*, 146:46–54, 2021.
- [743] Jorge-Luis Reyes-Ortiz, Luca Oneto, Alessandro Ghio, Albert Samá, Davide Anguita, and Xavier Parra. Human activity recognition on smartphones with awareness of basic activities and postural transitions. In *Artificial Neural Networks and Machine Learning–ICANN 2014*:

- 24th International Conference on Artificial Neural Networks, Hamburg, Germany, September 15-19, 2014. *Proceedings 24*, pages 177–184. Springer, 2014.
- [744] Aakash Kaku, Kangning Liu, Avinash Parnandi, Haresh Rengaraj Rajamohan, Kannan Venkataramanan, Anita Venkatesan, Audre Wirtanen, Natasha Pandit, Heidi Schambra, and Carlos Fernandez-Granda. Strokerehab: A benchmark dataset for sub-second action identification. *Advances in neural information processing systems*, 35:1671–1684, 2022.
- [745] Jianwei Li, Jun Xue, Rui Cao, Xiaoxia Du, Siyu Mo, Kehao Ran, and Zeyan Zhang. Finerehab: A multi-modality and multi-task dataset for rehabilitation analysis. In *Proceedings of the IEEE/CVF Conference on Computer Vision and Pattern Recognition*, pages 3184–3193, 2024.
- [746] Sao Mai Nguyen, Maxime Devanne, Olivier Remy-Neris, Mathieu Lempereur, and André Thepaut. A medical low-back pain physical rehabilitation dataset for human body movement analysis. *arXiv preprint arXiv:2407.00521*, 2024.
- [747] W Nicholson Price and I Glenn Cohen. Privacy in the age of medical big data. *Nature medicine*, 25(1):37–43, 2019.
- [748] Tahereh Saheb, Tayebeh Saheb, and David O Carpenter. Mapping research strands of ethics of artificial intelligence in healthcare: a bibliometric and content analysis. *Computers in Biology and Medicine*, 135:104660, 2021.
- [749] Ling Luo, Po-Ting Lai, Chih-Hsuan Wei, Cecilia N Arighi, and Zhiyong Lu. Biored: a rich biomedical relation extraction dataset. *Briefings in Bioinformatics*, 23(5):bbac282, 2022.
- [750] Shoujie Li, Yan Huang, Changqing Guo, Tong Wu, Jiawei Zhang, Linrui Zhang, and Wenbo Ding. Chemistry3d: Robotic interaction benchmark for chemistry experiments. *arXiv preprint arXiv:2406.08160*, 2024.
- [751] Elsevier. Reaxys database. <https://www.elsevier.com/zh-cn/products/reaxys>. Accessed: 2024-12-28.
- [752] David Croft, Gavin O’kelly, Guanming Wu, Robin Haw, Marc Gillespie, Lisa Matthews, Michael Caudy, Phani Garapati, Gopal Gopinath, Bijay Jassal, et al. Reactome: a database of reactions, pathways and biological processes. *Nucleic acids research*, 39(suppl\_1):D691–D697, 2010.
- [753] Helen M Berman, John Westbrook, Zukang Feng, Gary Gilliland, Talapady N Bhat, Helge Weissig, Ilya N Shindyalov, and Philip E Bourne. The protein data bank. *Nucleic acids research*, 28(1):235–242, 2000.
- [754] John D Westbrook, Chenghua Shao, Zukang Feng, Marina Zhuravleva, Sameer Velankar, and Jasmine Young. The chemical component dictionary: complete descriptions of constituent molecules in experimentally determined 3d macromolecules in the protein data bank. *Bioinformatics*, 31(8):1274–1278, 2015.
- [755] Le Zou, Ze-Sheng Ding, Shuo-Yi Ran, Zhi-Ze Wu, Yun-Sheng Wei, Zhi-Huang He, and Xiao-Feng Wang. A benchmark dataset in chemical apparatus: recognition and detection. *Multimedia Tools and Applications*, 83(9):26419–26437, 2024.
- [756] Ze-sheng Ding, Shuo-yi Ran, Zhi-ze Wu, Zhi-huang He, Qian-qian Chen, Yun-sheng Wei, Xiao-feng Wang, and Le Zou. A new benchmark data set for chemical laboratory apparatus detection. In *International Conference on Artificial Intelligence and Big Data in Digital Era*, pages 201–210. Springer, 2021.
- [757] Dawei Dai, YuTang Li, YingGe Liu, Mingming Jia, Zhang YuanHui, and Guoyin Wang. 15m multimodal facial image-text dataset. *arXiv preprint arXiv:2407.08515*, 2024.
- [758] Yanfu Yan, Ke Lu, Jian Xue, Pengcheng Gao, and Jiayi Lyu. Feafa: A well-annotated dataset for facial expression analysis and 3d facial animation. In *2019 IEEE International Conference on Multimedia & Expo Workshops (ICMEW)*, pages 96–101. IEEE, 2019.
- [759] Mohammed Althubayani, Zhijin Meng, Shengyuan Xie, Cha Seung, Imran Razzak, Eduardo Benitez Sandoval, Baki Kocaballi, Mahdi Bamdad, and Francisco Cruz Naranjo. Percy: A multimodal dataset and conversational system for personalized and emotionally aware human-robot interaction. *arXiv preprint arXiv:2412.04908*, 2024.
- [760] Peng Wang, Jixiao Liu, Funing Hou, Dicai Chen, Zihou Xia, and Shijie Guo. Organization and understanding of a tactile information dataset tacact for physical human-robot interaction. In *2021 IEEE/RSJ International Conference on Intelligent Robots and Systems (IROS)*, pages 7328–7333. IEEE, 2021.
- [761] Tianle Zhang, Dongjiang Li, Yihang Li, Zecui Zeng, Lin Zhao, Lei Sun, Yue Chen, Xuelong Wei, Yibing Zhan, Lusong Li, et al. Empowering embodied manipulation: A bimanual-mobile robot manipulation dataset for household tasks. *arXiv preprint arXiv:2405.18860*, 2024.
- [762] Elsa Ferreira Gomes, Peter J Bentley, Emanuel Pereira, Miguel T Coimbra, and Yiqi Deng. Classifying heart sounds—approaches to the pascal challenge. *Healthinf*, 2013:337–340, 2013.
- [763] Snehash Shrestha, Yantian Zha, Saketh Banagiri, Ge Gao, Yiannis Aloimonos, and Cornelia Fermuller. Natsgd: A dataset with speech, gestures, and demonstrations for robot learning in natural human-robot interaction. *arXiv preprint arXiv:2403.02274*, 2024.
- [764] Philip Schmidt, Attila Reiss, Robert Duerichen, Claus Marberger, and Kristof Van Laerhoven. Introducing wesad, a multimodal dataset for wearable stress and affect detection. In *Proceedings of the 20th ACM international conference on multimodal interaction*, pages 400–408, 2018.
- [765] Emily Öhman, Marc Pàmies, Kaisla Kajava, and Jörg Tiedemann. Xed: A multilingual dataset for sentiment analysis and emotion detection. *arXiv preprint arXiv:2011.01612*, 2020.
- [766] Luz Santamaria-Granados, Mario Munoz-Organero, Gustavo Ramirez-Gonzalez, Enas Abdulhay, and NJIA Arunkumar. Using deep convolutional neural network for emotion detection on a physiological signals dataset (amigos). *IEEE Access*, 7:57–67, 2018.
- [767] Kun Wu, Chengkai Hou, Jiaming Liu, Zhengping Che, Xiaozhu Ju, Zhuqin Yang, Meng Li, YINUO Zhao, Zhiyuan Xu, Guang Yang, et al. Robomind: Benchmark on multi-embodiment intelligence normative data for robot manipulation. *arXiv preprint arXiv:2412.13877*, 2024.
- [768] Lingfeng Zhang, Yuening Wang, Hongjian Gu, Atia Hamidzadeh, Zhanguang Zhang, Yuecheng Liu, Yutong Wang, David Gamaliel Arcos Bravo, Junyi Dong, Shunbo Zhou, et al. Et-plan-bench: Embodied task-level planning benchmark towards spatial-temporal cognition with foundation models. *arXiv preprint arXiv:2410.14682*, 2024.
- [769] Da Hu, Shuai Li, and Mengjun Wang. Object detection in hospital facilities: A comprehensive dataset and performance evaluation. *Engineering Applications of Artificial Intelligence*, 123:106223, 2023.
- [770] Fereshteh S Bashiri, Eric LaRose, Peggy Peissig, and Ahmad P Tafti. Mcindoor20000: A fully-labeled image dataset to advance indoor objects detection. *Data in brief*, 17:71–75, 2018.
- [771] Asmdia Ismail, Siti Anom Ahmad, Azura Che Soh, Mohd Khair Hassan, and Hazreen Haizi Harith. Mynursinghome: A fully-labelled image dataset for indoor object classification. *Data in Brief*, 32:106268, 2020.
- [772] Sourjyadip Ray, Kushal Gupta, Soumi Kundu, Payal Arvind Kasat, Somak Aditya, and Pawan Goyal. Ervqa: A dataset to benchmark the

- readiness of large vision language models in hospital environments. *arXiv preprint arXiv:2410.06420*, 2024.
- [773] He Huang, Yujing Shen, Jiankai Sun, and Cewu Lu. Navigationnet: A large-scale interactive indoor navigation dataset. *arXiv preprint arXiv:1808.08374*, 2018.
- [774] Jürgen Sturm, Nikolas Engelhard, Felix Endres, Wolfram Burgard, and Daniel Cremers. A benchmark for the evaluation of rgb-d slam systems. In *2012 IEEE/RSJ international conference on intelligent robots and systems*, pages 573–580. IEEE, 2012.
- [775] Yi-Fan Tang, Cong Tai, Fang-Xing Chen, Wan-Ting Zhang, Tao Zhang, Xue-Ping Liu, Yong-Jin Liu, and Long Zeng. Mobile robot oriented large-scale indoor dataset for dynamic scene understanding. In *2024 IEEE International Conference on Robotics and Automation (ICRA)*, pages 613–620. IEEE, 2024.
- [776] Jesús Morales, Ricardo Vázquez-Martín, Anthony Mandow, David Morilla-Cabello, and Alfonso García-Cerezo. The uma-sar dataset: Multimodal data collection from a ground vehicle during outdoor disaster response training exercises. *The International Journal of Robotics Research*, 40(6-7):835–847, 2021.
- [777] Donato Cafarelli, Luca Ciampi, Lucia Vadicamo, Claudio Gennaro, Andrea Berton, Marco Paterni, Chiara Benvenuti, Mirko Passera, and Fabrizio Falchi. Mobdrone: A drone video dataset for man overboard rescue. In *International Conference on Image Analysis and Processing*, pages 633–644. Springer, 2022.
- [778] Borja Bovcon, Janez Perš, Matej Kristan, et al. Stereo obstacle detection for unmanned surface vehicles by imu-assisted semantic segmentation. *Robotics and Autonomous Systems*, 104:1–13, 2018.
- [779] Phil Ammirato, Patrick Poirson, Eunbyung Park, Jana Košecká, and Alexander C Berg. A dataset for developing and benchmarking active vision. In *2017 IEEE International Conference on Robotics and Automation (ICRA)*, pages 1378–1385. IEEE, 2017.
- [780] Leonid Pishchulin, Mykhaylo Andriluka, and Bernt Schiele. Fine-grained activity recognition with holistic and pose based features. In *German Conference on Pattern Recognition*, pages 678–689. Springer, 2014.
- [781] Rıza Alp Güler, Natalia Neverova, and Iasonas Kokkinos. Densepose: Dense human pose estimation in the wild. In *Proceedings of the IEEE conference on computer vision and pattern recognition*, pages 7297–7306, 2018.
- [782] Clara Cestonaro, Arianna Delicati, Beatrice Marcante, L. Caenazzo, and P. Tozzo. Defining medical liability when artificial intelligence is applied on diagnostic algorithms: a systematic review. *Frontiers in Medicine*, 10, 2023.
- [783] Claudio Terranova, Clara Cestonaro, Ludovico Fava, and Alessandro Cinquetti. Ai and professional liability assessment in healthcare: a revolution in legal medicine? *Frontiers in Medicine*, 10, 2024.
- [784] Barry Solaiman and Abeer Malik. Regulating algorithmic care in the european union: evolving doctor-patient models through the artificial intelligence act (ai-act) and the liability directives. *Medical law review*, 2024.
- [785] David D Luxton and Eva Hudlicka. Intelligent virtual agents in behavioral and mental healthcare: Ethics and application considerations. In *Artificial intelligence in brain and mental health: philosophical, ethical & policy issues*, pages 41–55. Springer, 2022.
- [786] Yue Wang and Zhuo Ma. Ethical and legal challenges of medical ai on informed consent: China as an example. *Developing world bioethics*, 2024.
- [787] J. Morley, C. Machado, C. Burr, Josh Cowls, Indra Joshi, M. Taddeo, and L. Floridi. The ethics of ai in health care: A mapping review. *Social science & medicine*, 260:113172, 2020.
- [788] Iqbal H Sarker, Md Hasan Furhad, and Raza Nowrozy. Ai-driven cybersecurity: an overview, security intelligence modeling and research directions. *SN Computer Science*, 2(3):173, 2021.
- [789] Yupeng Hu, Wenxin Kuang, Zheng Qin, Kenli Li, Jiliang Zhang, Yansong Gao, Wenjia Li, and Keqin Li. Artificial intelligence security: Threats and countermeasures. *ACM Computing Surveys (CSUR)*, 55(1):1–36, 2021.
- [790] Elisa Bertino, Murat Kantarcioglu, Cuneyt Gurcan Akcora, Sagar Samtani, Sudip Mittal, and Maanak Gupta. Ai for security and security for ai. In *Proceedings of the Eleventh ACM Conference on Data and Application Security and Privacy*, pages 333–334, 2021.
- [791] Umar Farooq. *Cyber-physical security: AI methods for malware/cyber-attacks detection on embedded/IoT applications*. PhD thesis, Politecnico di Torino, 2023.
- [792] Alberto Giaretta and Amy Loutfi. Cybersecurity and embodiment integrity for modern robots: A conceptual framework. *arXiv preprint arXiv:2401.07783*, 2024.
- [793] Yingjie Zeng. Ai empowers security threats and strategies for cyber attacks. *Procedia Computer Science*, 208:170–175, 2022.
- [794] Samuel G Finlayson, John D Bowers, Joichi Ito, Jonathan L Zittrain, Andrew L Beam, and Isaac S Kohane. Adversarial attacks on medical machine learning. *Science*, 363(6433):1287–1289, 2019.
- [795] Shilin Qiu, Qihe Liu, Shijie Zhou, and Chunjiang Wu. Review of artificial intelligence adversarial attack and defense technologies. *Applied Sciences*, 9(5):909, 2019.
- [796] Hongshuo Liang, Erlu He, Yangyang Zhao, Zhe Jia, and Hao Li. Adversarial attack and defense: A survey. *Electronics*, 11(8):1283, 2022.
- [797] Daniel Alexander Alber, Zihao Yang, Anton Alyakin, Eunice Yang, Sumedha Rai, Aly A Valliani, Jeff Zhang, Gabriel R Rosenbaum, Ashley K Amend-Thomas, David B Kurland, et al. Medical large language models are vulnerable to data-poisoning attacks. *Nature Medicine*, pages 1–9, 2025.
- [798] Chi-Min Chan, Weize Chen, Yusheng Su, Jianxuan Yu, Wei Xue, Shanghang Zhang, Jie Fu, and Zhiyuan Liu. Chateval: Towards better llm-based evaluators through multi-agent debate. *arXiv preprint arXiv:2308.07201*, 2023.
- [799] Xinghua Zhang, Bowen Yu, Haiyang Yu, Yangyu Lv, Tingwen Liu, Fei Huang, Hongbo Xu, and Yongbin Li. Wider and deeper llm networks are fairer llm evaluators. *arXiv preprint arXiv:2308.01862*, 2023.
- [800] Arjun Panickssery, Samuel R Bowman, and Shi Feng. Llm evaluators recognize and favor their own generations. *arXiv preprint arXiv:2404.13076*, 2024.
- [801] Kundan Munjal and Rekha Bhatia. A systematic review of homomorphic encryption and its contributions in healthcare industry. *Complex & Intelligent Systems*, 9(4):3759–3786, 2023.
- [802] Ibrar Yaqoob, Khaled Salah, Raja Jayaraman, and Yousof Al-Hammadi. Blockchain for healthcare data management: opportunities, challenges, and future recommendations. *Neural Computing and Applications*, pages 1–16, 2022.
- [803] Morteza Mousa Pasandi, Mohsen Hajabdollahi, Nader Karimi, and Shadrokh Samavi. Modeling of pruning techniques for deep neural networks simplification. *arXiv preprint arXiv:2001.04062*, 2020.



- [804] Hongrong Cheng, Miao Zhang, and Javen Qinfeng Shi. A survey on deep neural network pruning: Taxonomy, comparison, analysis, and recommendations. *IEEE Transactions on Pattern Analysis and Machine Intelligence*, 2024.
- [805] Paul Voigt and Axel Von dem Bussche. The eu general data protection regulation (gdpr). *A Practical Guide, 1st Ed., Cham: Springer International Publishing*, 10(3152676):10–5555, 2017.
- [806] Roberta B Ness, Joint Policy Committee, et al. Influence of the hipaa privacy rule on health research. *Jama*, 298(18):2164–2170, 2007.
- [807] Mohammad Salar Arbabi, Chhagan Lal, N. Veeraragavan, D. Marijan, J. Nygård, and R. Vitenberg. A survey on blockchain for healthcare: Challenges, benefits, and future directions. *IEEE Communications Surveys & Tutorials*, 25:386–424, 2023.
- [808] Huiying Liang, Brian Y Tsui, Hao Ni, Carolina CS Valentim, Sally L Baxter, Guangjian Liu, Wenjia Cai, Daniel S Kermany, Xin Sun, Jiancong Chen, et al. Evaluation and accurate diagnoses of pediatric diseases using artificial intelligence. *Nature medicine*, 25(3):433–438, 2019.
- [809] Lubomir M. Hadjiiski, Kenny H. Cha, H. Chan, K. Drukker, L. Morra, J. Näppi, B. Sahiner, H. Yoshida, Quan Chen, T. Deserno, H. Greenspan, H. Huisman, Z. Huo, R. Mazurchuk, N. Petrick, D. Regge, Ravi K. Samala, R. Summers, Kenji Suzuki, G. Tourassi, Daniel Vergara, and S. Armato. Aapm task group report 273: Recommendations on best practices for ai and machine learning for computer-aided diagnosis in medical imaging. *Medical physics*, 2022.
- [810] Yonatan Elul, Aviv A. Rosenberg, Assaf Schuster, A. Bronstein, and Y. Yaniv. Meeting the unmet needs of clinicians from ai systems showcased for cardiology with deep-learning-based ecg analysis. *Proceedings of the National Academy of Sciences*, 118, 2021.
- [811] Vidhi Jain, Jayant Sravan Tamarapalli, Sahiti Yerramilli, and Yonatan Bisk. Maea: Multimodal attribution for embodied ai. *arXiv preprint arXiv:2307.13850*, 2023.
- [812] Shilin Sun, Wenbin An, Feng Tian, Fang Nan, Qidong Liu, Jun Liu, Nazaraf Shah, and Ping Chen. A review of multimodal explainable artificial intelligence: Past, present and future. *arXiv preprint arXiv:2412.14056*, 2024.
- [813] Hila Chefer, Shir Gur, and Lior Wolf. Transformer interpretability beyond attention visualization. In *Proceedings of the IEEE/CVF conference on computer vision and pattern recognition*, pages 782–791, 2021.
- [814] Xiangru Zhu, Zhixu Li, Xiaodan Wang, Xueyao Jiang, Penglei Sun, Xuwu Wang, Yanghua Xiao, and Nicholas Jing Yuan. Multi-modal knowledge graph construction and application: A survey. *IEEE Transactions on Knowledge and Data Engineering*, 36(2):715–735, 2022.
- [815] Yair Gat, Nitay Calderon, Amir Feder, Alexander Chapanin, Amit Sharma, and Roi Reichart. Faithful explanations of black-box nlp models using llm-generated counterfactuals. *arXiv preprint arXiv:2310.00603*, 2023.
- [816] Juanhe TJ Tan. Causal abstraction for chain-of-thought reasoning in arithmetic word problems. In *Proceedings of the 6th BlackboxNLP Workshop: Analyzing and Interpreting Neural Networks for NLP*, pages 155–168, 2023.
- [817] Zhenlan Ji, Pingchuan Ma, Zongjie Li, and Shuai Wang. Benchmarking and explaining large language model-based code generation: A causality-centric approach. *arXiv preprint arXiv:2310.06680*, 2023.
- [818] Ayan Chatterjee, Nibedita Pahari, and A. Prinz. H17 fhir with snomed-ct to achieve semantic and structural interoperability in personal health data: A proof-of-concept study. *Sensors (Basel, Switzerland)*, 22, 2022.
- [819] S. Duda, Nan Kennedy, D. Conway, A. Cheng, V. Nguyen, Teresa Zayas-Cabán, and Paul A. Harris. H17 fhir-based tools and initiatives to support clinical research: a scoping review. *Journal of the American Medical Informatics Association : JAMIA*, 2022.
- [820] Robert H Dolin, Liora Alschuler, Sandy Boyer, Calvin Beebe, Fred M Behlen, Paul V Biron, and Amnon Shabo. H17 clinical document architecture, release 2. *Journal of the American Medical Informatics Association*, 13(1):30–39, 2006.
- [821] Duane Bender and Kamran Sartipi. H17 fhir: An agile and restful approach to healthcare information exchange. In *Proceedings of the 26th IEEE international symposium on computer-based medical systems*, pages 326–331. IEEE, 2013.
- [822] Xu Cao, Kaizhao Liang, Kuei-Da Liao, Tianren Gao, Wenqian Ye, Jintai Chen, Zhiguang Ding, Jianguo Cao, James M Rehg, and Jimeng Sun. Medical video generation for disease progression simulation. *arXiv preprint arXiv:2411.11943*, 2024.
- [823] Weixiang Sun, Xiaocao You, Ruizhe Zheng, Zhengqing Yuan, Xiang Li, Lifang He, Quanzheng Li, and Lichao Sun. Bora: Biomedical generalist video generation model. *arXiv preprint arXiv:2407.08944*, 2024.
- [824] Firas Khader, Gustav Müller-Franzes, Soroosh Tayebi Arasteh, Tianyu Han, Christoph Haarburger, Maximilian Schulze-Hagen, Philipp Schad, Sandy Engelhardt, Bettina Baeßler, Sebastian Foersch, et al. Denoising diffusion probabilistic models for 3d medical image generation. *Scientific Reports*, 13(1):7303, 2023.
- [825] Tong Chen, Shuya Yang, Junyi Wang, Long Bai, Hongliang Ren, and Luping Zhou. Surgsora: Decoupled rgb-d-flow diffusion model for controllable surgical video generation. *arXiv preprint arXiv:2412.14018*, 2024.
- [826] Chenxin Li, Hengyu Liu, Yifan Liu, Brandon Y Feng, Wuyang Li, Xinyu Liu, Zhen Chen, Jing Shao, and Yixuan Yuan. Endora: Video generation models as endoscopy simulators. In *International Conference on Medical Image Computing and Computer-Assisted Intervention*, pages 230–240. Springer, 2024.
- [827] Bingyi Kang, Yang Yue, Rui Lu, Zhijie Lin, Yang Zhao, Kaixin Wang, Gao Huang, and Jiashi Feng. How far is video generation from world model: A physical law perspective, 2024.
- [828] Tianyuan Zhang, Hong-Xing Yu, Rundi Wu, Brandon Y Feng, Changxi Zheng, Noah Snavely, Jiajun Wu, and William T Freeman. Physdreamer: Physics-based interaction with 3d objects via video generation. In *European Conference on Computer Vision*, pages 388–406. Springer, 2025.
- [829] Yong Li, Dinesh Visva Gunasekeran, Narrendar RaviChandran, Ting Fang Tan, Jasmine Chiat Ling Ong, Arun James Thirunavukarasu, Bryce W Polascik, Ranya Habash, Khizer Khaderi, and Daniel SW Ting. The next generation of healthcare ecosystem in the metaverse. *Biomedical Journal*, 47(3):100679, 2024.
- [830] Jiayuan Chen, Changyan Yi, Hongyang Du, Dusit Niyato, Jiawen Kang, Jun Cai, and Xuemin Shen. A revolution of personalized healthcare: Enabling human digital twin with mobile aigc. *IEEE Network*, 2024.
- [831] Zheng Zhu, Xiaofeng Wang, Wangbo Zhao, Chen Min, Nianchen Deng, Min Dou, Yuqi Wang, Botian Shi, Kai Wang, Chi Zhang, et al. Is sora a world simulator? a comprehensive survey on general world models and beyond. *arXiv preprint arXiv:2405.03520*, 2024.
- [832] Niket Agarwal, Arslan Ali, Maciej Bala, Yogesh Balaji, Erik Barker, Tiffany Cai, Prithvijit Chattopadhyay, Yongxin Chen, Yin Cui, Yifan Ding, et al. Cosmos world foundation model platform for physical ai. *arXiv preprint arXiv:2501.03575*, 2025.
- [833] Steven Labkoff, Bilikis Oladimeji, Joseph Kannry, Anthony Solomonides, Russell Leftwich, Eileen Koski, Amanda L Joseph, Monica

- Lopez-Gonzalez, Lee A Fleisher, Kimberly Nolen, et al. Toward a responsible future: recommendations for ai-enabled clinical decision support. *Journal of the American Medical Informatics Association*, 31(11):2730–2739, 2024.
- [834] Helen Smith, John Downer, and Jonathan Ives. Clinicians and ai use: where is the professional guidance? *Journal of Medical Ethics*, 50:437–441, 2023.
- [835] K. Catchpole, Tara N. Cohen, Myrte C. Alfred, S. Lawton, Falisha F. Kanji, D. Shouhed, L. Nemeth, and J. Anger. Human factors integration in robotic surgery. *Human Factors*, 66:683–700, 2022.
- [836] I. Andras, E. Mazzone, F. V. van Leeuwen, G. De Naeyer, M. V. van Oosterom, S. Beato, T. Buckle, S. O’Sullivan, P. V. van Leeuwen, A. Beulens, N. Crisan, F. D’hondt, P. Schatteman, H. G. van der Poel, P. Dell’Oglio, and A. Mottrie. Artificial intelligence and robotics: a combination that is changing the operating room. *World Journal of Urology*, 38:2359–2366, 2019.
- [837] Adebayo Olusegun Aderibigbe, Peter Efosa Ohenhen, Nwabueze Kelvin Nwaobia, Joachim Osheyor Gidiagba, and Emmanuel Chigozie Ani. Artificial intelligence in developing countries: bridging the gap between potential and implementation. *Computer Science & IT Research Journal*, 4(3):185–199, 2023.
- [838] Cheryl Holzmeyer. Beyond ‘AI for Social Good’(AI4SG): social transformations—not tech-fixes—for health equity. *Interdisciplinary Science Reviews*, 46(1-2):94–125, 2021.