

CMHSU: An R Statistical Software Package to Detect Mental Health Status, Substance Use Status, and their Concurrent Status in the North American Healthcare Administrative Databases

Mohsen Soltanifar* and Chel Hee Lee[†]

January 10, 2025

Abstract

The concept of concurrent mental health and substance use (MHSU) and its detection in patients has garnered growing interest among psychiatrists and healthcare policy-makers over the past four decades. Researchers have proposed various diagnostic methods, including the Data-Driven Diagnostic Method (DDDM), for the identification of MHSU. However, the absence of a standalone statistical software package to facilitate DDDM for large healthcare administrative databases has remained a significant gap. This paper introduces the R statistical software package CMHSU, available on the Comprehensive R Archive Network (CRAN), for the diagnosis of mental health (MH), substance use (SU), and their concurrent status (MHSU). The package implements DDDM using hospital and medical service physician visit counts along with maximum time span parameters for MH, SU, and MHSU diagnoses. A working example with a simulated real-world dataset is presented to explore three critical dimensions of MHSU detection based on the DDDM. Additionally, the limitations of the CMHSU package and potential directions for its future extension are discussed.

Keywords: Data-Driven Diagnostic Method (DDDM); Mental Health; Substance Use; Concurrent Status; R; Statistical Software; Healthcare Databases

^{*1}DARE Department, BC PHSA Corporate, 1333 West Broadway, Vancouver, BC V6H 1G9, Canada;

³College of Professional Studies, Northeastern University, 410 W Georgia St, Vancouver, BC V6B1Z3, Canada.

^{†2}CCM Department, Alberta Health Services Corporate, 3260 Hospital Drive NW, Calgary, AB T2N 4Z6, Canada;

⁴M&S Department, University of Calgary, 2500 University Drive NW, Calgary, AB T2N 1N4, Canada.

Corresponding author: m.soltanifar@northeastern.edu

Integrating mental health and substance use data within our healthcare systems is essential for understanding the complex interplay between these disorders and for developing comprehensive treatment strategies that address the full spectrum of patient needs.

Nora D. Volkow, MD (2021)
National Institute on Drug Abuse of the United States

1 Introduction

The introduction of this paper is organized into four main sections: Section 1.1 outlines definitions and diagnostic approaches for Concurrent Mental Health and Substance Use status (MHSU), with a particular emphasis on the Data-Driven Diagnostic Method (DDDM). Section 1.2 provides a summary of the primary North American healthcare administrative databases. Section 1.3 explores the motivations for developing the “CMHSU” statistical software package. Lastly, section 1.4 details the outline of the study.

1.1 Concurrent Mental Health Status and Substance Use Status: Definition & Diagnosis

The concept of concurrent mental health (MH) and substance use (SU) disorders, collectively referred to as MHSU, has been explored for over four decades [1, 2, 3, 4, 5, 6, 7, 8, 9, 10, 11, 12, 13], with significant attention given to its methodological challenges [14]. Various approaches have been developed to diagnose MHSU, each with distinct applications and strengths. The primary diagnostic methods are outlined below:

1.1.1 Comprehensive Clinical Assessment (CCA)

This method involves in-depth evaluations and interviews conducted by healthcare professionals to gain a thorough understanding of an individual’s mental health, substance use patterns, and psychosocial factors. CCA typically includes assessments of psychiatric and medical history, as well as risk evaluation [15, 16]. For example, a psychiatrist may utilize the Psychiatric Research Interview for Substance and Mental Disorders (PRISM) to diagnose major depressive disorder and evaluate alcohol dependency patterns.

1.1.2 Standardized Screening Instruments (SSI)

SSIs are structured tools designed to assess the presence and severity of mental health and substance use disorders. Common instruments include the Generalized Anxiety Disorder-7 (GAD-7), the Patient Health Questionnaire-9 (PHQ-9), the Drug Abuse Screening Test (DAST), and the Alcohol Use Disorders Identification Test (AUDIT) [17, 18]. For instance, a general practitioner might employ the AUDIT to detect harmful drinking behaviors in a patient suspected of having an anxiety disorder.

1.1.3 Integrated Treatment Approach (ITA)

ITA emphasizes the simultaneous treatment of mental health and substance use disorders within a unified, evidence-based framework. This approach prioritizes coordinated strategies to address the complex interactions between these conditions [19, 20]. For example, a patient with bipolar disorder and opioid use disorder may receive medication-assisted treatment (MAT) alongside cognitive-behavioral therapy (CBT) as part of an integrated care plan.

1.1.4 Multidisciplinary Collaboration (MC)

This method involves a coordinated effort among a team of professionals, such as psychiatrists, addiction specialists, and social workers, to design and implement a comprehensive care plan tailored to individuals with co-occurring disorders [21, 22]. For instance, a multidisciplinary team comprising a psychiatrist, a social worker, and an addiction counselor may convene weekly to plan and manage the care of a patient diagnosed with schizophrenia and alcohol dependence.

1.1.5 Data-Driven Diagnostic Method (DDDM)

The DDDM leverages clinical and administrative data analysis to identify co-occurring mental health and substance use disorders through the utilization of healthcare databases and ICD codes. This approach is based on patterns of healthcare usage, such as hospitalizations and physician visits [23, 24, 25, 26]. For example, a healthcare researcher may analyze hospital records to identify individuals who, within the past year, had at least one hospitalization or two medical physician visits for mental health and substance use disorders, as indicated by ICD-10 codes [24, 25, 26].

The DDDM approaches have been based on frequency and time-based detection of plausible ICD codes from healthcare administrative databases [24, 25, 26]. In general format, we set the following general parametric definition [27, 28, 29] (Figure 1):

Definition 1.1. Data-Driven Diagnostic Method (DDDM)

Given time spans t_{MH} , t_{SU} , and t_{MHSU} and frequencies n_{MHH} , n_{MHP} , n_{SUH} , n_{SUP} . Then, a patient has concurrent Mental Health Substance Use (MHSU) diagnosis if and only if in the past t_{MHSU} time span the patient had the following two conditions:

- [a] at least one Mental Health (MH) diagnosis (defined by at least n_{MHH} times hospitalizations or n_{MHP} primary care physician visits within t_{MH} time span),*
- [b] at least one Substance Use (SU) diagnosis (defined by at least n_{SUH} times hospitalizations or n_{SUP} primary care physician visits within t_{SU} time span).*

Remark 1.2. *The diagnosis of MH status or SU status is based on detection of associated ICD-09, ICD-10, or ICD-11 codes from administrative databases. Examples are provided in Section 3 with a simulated database.*

Remark 1.3. The precise values for the set of parameters $t_{MH}, t_{SU}, t_{MHSU}, n_{MHH}, n_{MHP}, n_{SUH}, n_{SUP}$ is decided by the study's principal clinician, given various internal, external, and contextual factors.

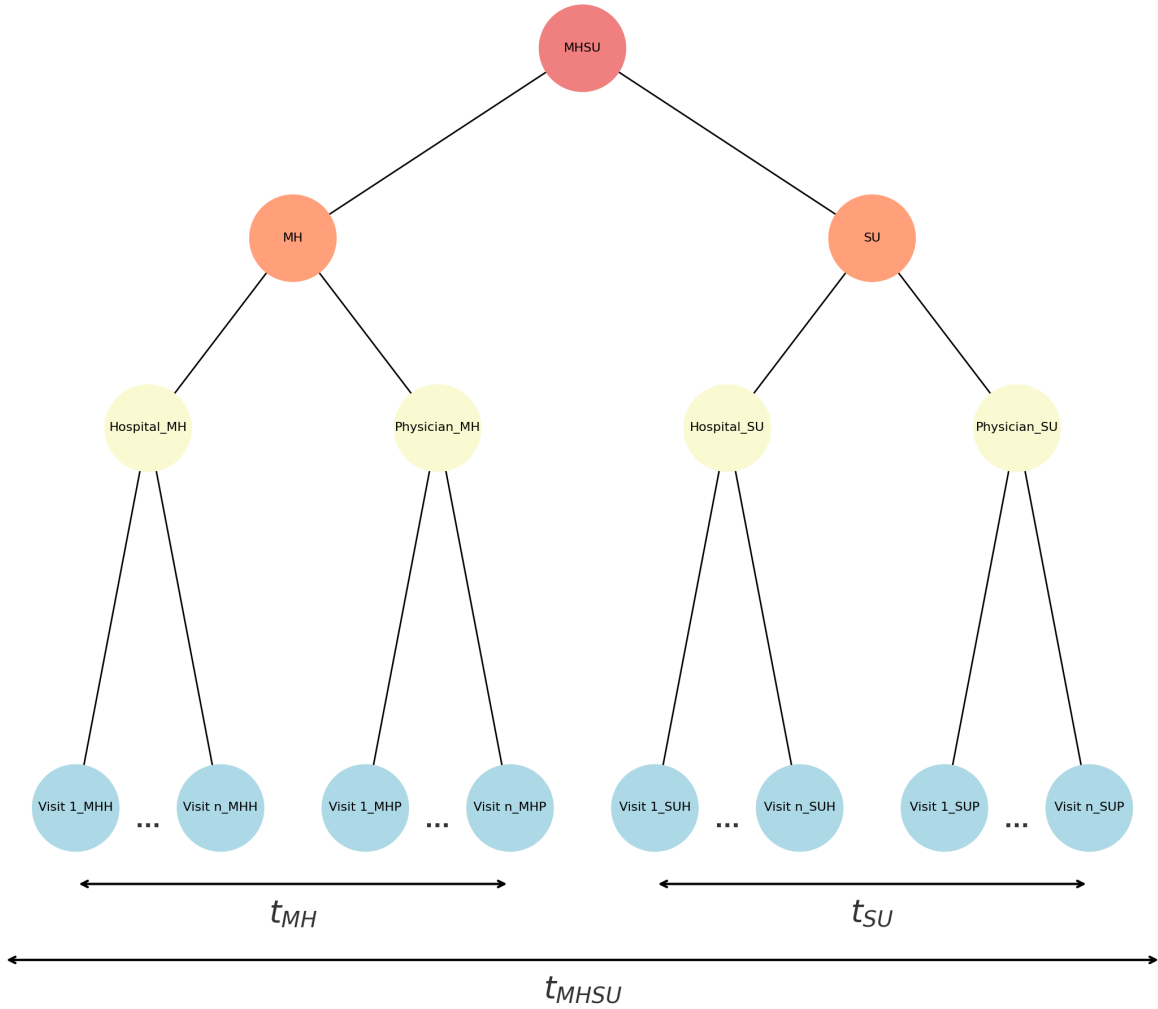


Figure 1: Diagram of detection of Mental Health (MH) status, Substance Use (SU) status and their concurrent (MHSU) status in the North American healthcare administrative databases in terms of a given number of hospital visits, medical service physician visits, and time intervals within and between them.

1.2 North American Healthcare Administrative Databases

In both Canada and the United States, numerous health care administrative databases are available, varying by regional level (federal/state or provincial) and by the type of institution managing the data (hospitals or medical service physician providers). Table 1 outlines the most significant databases across North America. These databases commonly

record several crucial variables, including *Client ID*, *Visit Date*, *Discharge Date*, and *Disease Diagnostic Code*.

The term *Disease Diagnostic Code* refers to codes from the World Health Organization's International Classification of Diseases (ICD) [30]. The ICD codes utilized in American and Canadian healthcare systems are detailed in [31, 32]. Within each country, state or provincial systems may adopt their versions of these federally recognized ICD codes [24, 25, 26, 33]. In this study, we consider ICD codes broadly, irrespective of their version (ICD-09, ICD-10, or ICD-11), focusing on codes ranging from 3 to 5 characters in length, presented without a decimal point.

1.3 Motivation

The DDDM has several advantages over other methods for the diagnosis of MHSU:

- (i) *Scalability and Large-Scale Analysis*: The Data-Driven Diagnostic Method (DDDM) offers the advantage of scalability by utilizing healthcare databases and administrative records to analyze large populations. Unlike approaches that require direct patient interaction, DDDM enables the comprehensive assessment of co-occurring mental health and substance use disorders across diverse demographic groups and healthcare systems [23].
- (ii) *Objective and Quantitative Approach*: DDDM relies on the objective extraction and analysis of data, such as ICD codes and patterns of healthcare utilization. This minimizes biases often associated with subjective methods, such as clinical interviews, thereby improving the reliability and validity of diagnostic outcomes [24].
- (iii) *Cost-Effectiveness*: By leveraging preexisting healthcare data, DDDM eliminates the need for resource-intensive procedures, such as in-person assessments or multidisciplinary team evaluations. This makes it a cost-efficient alternative for healthcare systems facing resource limitations [25].
- (iv) *Timeliness and Accessibility*: DDDM enables rapid identification of MHSU patterns through the querying of existing data sources, providing real-time or near-real-time diagnostic capabilities. This is particularly valuable for tracking trends and addressing emerging public health issues [26].
- (v) *Population-Level Insights for Policy and Planning*: Through its capacity to analyze large-scale healthcare data, DDDM facilitates the identification of utilization trends, disparities, and service gaps. This allows policymakers to design targeted interventions and optimize resource allocation to address the needs of individuals with co-occurring disorders [24].

However, despite all the above advantages of DDDM over other methods for diagnosis of MHSU, there has been no available statistical software package with the given parameters in Definition 1.1 to help researchers implement MHSU-diagnosis detection. The R Statistical software CMHSU enables researchers to detect MHSU with a variety of scenarios in terms of time span, visit frequency, and subtypes of mental health/substance use.

Table 1: The North American healthcare administrative databases in terms of country, level, hospital, and medical service physician categories.

Country	Level	Hospital Data	Physician Data
Canada	Federal	<ul style="list-style-type: none"> • Discharge Abstract Database (DAD) • National Ambulatory Care Reporting System (NACRS) 	<ul style="list-style-type: none"> • CIHI Physician Claims Data • Canadian MIS Database (CMDB)
		Province	
	<ul style="list-style-type: none"> • MED-ÉCHO (Quebec) data • Ontario Health data • Alberta Health data 	<ul style="list-style-type: none"> • Medical Services Plan (MSP) Data (BC) • Alberta Health Physician Claims • Régie de l'assurance maladie du Québec (RAMQ) • Ontario Health Insurance Plan (OHIP) 	
Territory		<ul style="list-style-type: none"> • Yukon Hospital Corporation Discharge Data • Northwest Territories Health Authority Records 	<ul style="list-style-type: none"> • Yukon Health Care Insurance Plan Claims • Northwest Territories Medical Billing Data
United States	Federal	<ul style="list-style-type: none"> • National Inpatient Sample (NIS) • Medicare Provider Analysis and Review (MEDPAR) • Veterans Affairs (VA) Inpatient Data 	<ul style="list-style-type: none"> • Medicare Physician/Supplier Part B Claims Data • National Ambulatory Medical Care Survey (NAMCS) • Veterans Affairs (VA) Outpatient Data
		State	
	<ul style="list-style-type: none"> • State Inpatient Databases (SID) • California OSHPD • New York SPARCS 	<ul style="list-style-type: none"> • State Medicaid Claims Data • All-Payer Claims Databases (APCDs) 	
Territory		<ul style="list-style-type: none"> • Guam Memorial Hospital Authority Records • American Samoa Dept. of Health Inpatient Data 	<ul style="list-style-type: none"> • Guam Medicaid and CHIP Claims Data • American Samoa Medicaid Claims¹

¹ As of January 03, 2025.

1.4 Study Outline

This paper is structured as follows: Initially, we provide essential theories and instructions for the installation of the CMHSU package. We introduce the four primary functions of the package, which are designed to detect mental health (MH), substance use (SU), and their concurrent status (MHSU) in both basic and comprehensive forms. Subsequently, we describe a simulation study using a simulated real-world healthcare administrative dataset to identify MH, SU, and MHSU statuses. This study includes three sub-studies where certain parameters from Definition 1.1 are held constant while others vary, allowing us to examine trends in the detection of MH, SU, and MHSU statuses. We conclude with a discussion on the contributions of the CMHSU package to existing literature, its limitations, and future development plans.

2 The CMHSU Package

2.1 The Background and Installation

The CMHSU package utilizes the Data-Driven Diagnostic Method (DDDM) detailed in Section 1.1 and illustrated in Figure 1. It requires four R packages: `dplyr` [34], `tidyr` [35], `purrr` [36], and `magrittr` [37], and was developed using R version 4.2.2 [38]. The package (version 0.0.6.9) is accessible on the Comprehensive R Archive Network (CRAN) at

<https://CRAN.R-project.org/package=CMHSU>

(accessed on 10 January 2025). Installation and loading of the package can be performed using:

```
Line #1: > install.packages("CMHSU", dependencies=TRUE)
Line #2: > library(CMHSU)
```

The CMHSU package includes four primary multivariate functions:

- (1) `MH_status()`,
- (2) `SU_status()`,
- (3) `MHSU_status_basic()`,
- (4) `MHSU_status_broad()`.

The first two functions focus specifically on the individual components of Mental Health (MH) or Substance Use (SU) as depicted in Figure 1. The latter two functions encompass the comprehensive framework shown in Figure 1. Each function is described in detail in the subsequent subsections.

2.2 Detection of Mental Health Status

The function `MH_status()` is designed to determine the mental health status of patients based on a predefined list of plausible mental health diagnostic codes provided by clinicians. This function requires five input parameters. The first parameter, `inputdata`, represents the patient data and is formatted as a dataframe with four essential columns:

1. `ClientID`, which uniquely identifies the patient,
2. `VisitDate`, indicating the date of the visit,
3. `Diagnostic_H`, representing diagnoses made during hospital visits,
4. `Diagnostic_P`, reflecting diagnoses made by medical service physicians.

The second, third, and fourth parameters, `n_MHH`, `n_MHP`, and `t_MH`, specify the minimum number of hospital visits required, the minimum number of medical physician visits needed, and the maximum allowable time lag (in days) between hospital or physician visits, respectively. Finally, the fifth parameter, `ICD_MH`, contains the list of plausible mental health diagnostic codes determined by the study clinicians. This function returns a dataframe matrix including `ClientID`, earliest date of mental health, latest date of mental health, and the mental health status (Yes/No).

As an initial working example, we utilize a simulated real-world dataset, as described in Section 3.1, to identify all patients with a mental health status corresponding to one of the following disorders: psychotic, mood, anxiety, or neurocognitive disorders. The detection criteria include at least one hospital visit or at least one medical service physician visit, within a maximum time span of two months (60 days). The corresponding R code for implementing this detection is shown below; it generates the results depicted in Figure 3a:

```
Line #1: > myexample<-SampleRWD[,c(1:4)]
Line #2: > SampleMH_1 = MH_status(myexample, n_MHH=1, n_MHP=1, t_MH=60,
                                ICD_MH=c("F060", "F063", "F064", "F067"))
Line #3: > head(SampleMH_1)
```

2.3 Detection of Substance Use Status

The function `SU_status()` is similar to `MH_status()`. It is designed to determine the substance use status of patients based on a predefined list of plausible substance use diagnostic codes provided by clinicians. This function also requires five input parameters. The first parameter, `inputdata`, is a dataframe with columns:

1. `ClientID`,
2. `VisitDate`,
3. `Diagnostic_H`,
4. `Diagnostic_P`.

The second, third, and fourth parameters, `n_SUH`, `n_SUP`, and `t_SU`, specify the minimum number of hospital visits, the minimum number of physician visits, and the maximum time lag (in days) between visits, respectively. The fifth parameter, `ICD_SU`, is the list of plausible substance use diagnostic codes. This function returns a dataframe including `ClientID`, earliest date of substance use, latest date of substance use, and the substance use status (Yes/No).

As the second working example, we identify all patients with a substance use status corresponding to one of the following disorders: alcohol use, fentanyl use, cannabis use, or cocaine use. The detection criteria require at least one hospital visit or one medical service physician visit, within a maximum allowable time span of two months (60 days). Below is the corresponding R code; it generates the results illustrated in Figure 3b:

```
Line #1: > myexample<-SampleRWD[,c(1:4)]
Line #2: > SampleSU_1 = SU_status(myexample, n_SUH=1, n_SUP=1, t_SU=60,
                                ICD_SU=c("F100", "T4041", "F120", "F140"))
Line #3: > head(SampleSU_1)
```

2.4 Detection of Concurrent Mental Health & Substance Use (MHSU) Status – Part (I)

The function `MHSU_status.basic()` is designed to detect concurrent MH and SU status. It requires ten input parameters:

1. `inputdata` (dataframe with `ClientID`, `VisitDate`, `Diagnostic_H`, `Diagnostic_P`),
2. `n_MHH`,
3. `n_MHP`,
4. `n_SUH`,
5. `n_SUP`,
6. `t_MH`,
7. `t_SU`,
8. `t_MHSU`,
9. `ICD_MH`,
10. `ICD_SU`.

Here, `n_MHH` and `n_MHP` are the minimum numbers of hospital and physician visits for MH, `n_SUH` and `n_SUP` are the minimum numbers for SU, and `t_MH`, `t_SU` are maximum lags within MH and SU, respectively. The parameter `t_MHSU` is the maximum time span between MH and SU statuses. Both `ICD_MH` and `ICD_SU` are lists of relevant diagnostic codes. The function returns a dataframe with earliest/latest MH dates, MH status, earliest/latest SU dates, SU status, and the concurrent status (Yes/No). It assumes the input data time span is less than or equal to `t_MHSU`.

As the third working example, we build on the earlier two to detect the Concurrent Mental Health and Substance Use (MHSU) status for clients diagnosed with psychotic, mood, anxiety, or neurocognitive disorders in combination with alcohol, fentanyl, cannabis, or cocaine consumption-related disorders. We require a minimum of one hospital visit and

one physician visit within two months (60 days) for each of MH and SU; the maximum time span between MH and SU statuses is set to one year (365 days). Note that our total dataset is 363 days, shorter than 365 days. The code is below; results appear in Figure 3c:

```
Line #1: > myexample<-SampleRWD[,c(1:4)]
Line #2: > SampleMHSU_1 = MHSU_status_basic(myexample, n_MHH=1, n_MHP=1, n_SUH=1,
      n_SUP=1, t_MH=60, t_SU=60, t_MHSU=365,
      ICD_MH=c("F060","F063","F064","F067"),
      ICD_SU=c("F100","T4041","F120","F140"))
Line #3: > head(SampleMHSU_1)
```

2.5 Detection of Concurrent Mental Health & Substance Use (MHSU) Status – Part (II)

A key assumption of `MHSU_status_basic()` is that the data time span is $\leq t_{MHSU}$. When this does not hold, `MHSU_status_broad()` can be used. It takes the same ten parameters but generates k non-overlapping windows of concurrent MH and SU output datasets ($k = \lfloor \text{TimeSpan}(\text{inputdata}) \rfloor - t_{MHSU} + 1$). Each output includes a “Window” variable to denote the respective time window (see Figure 2). Thus, for a dataset of size n , the output can have size $k \times n$.

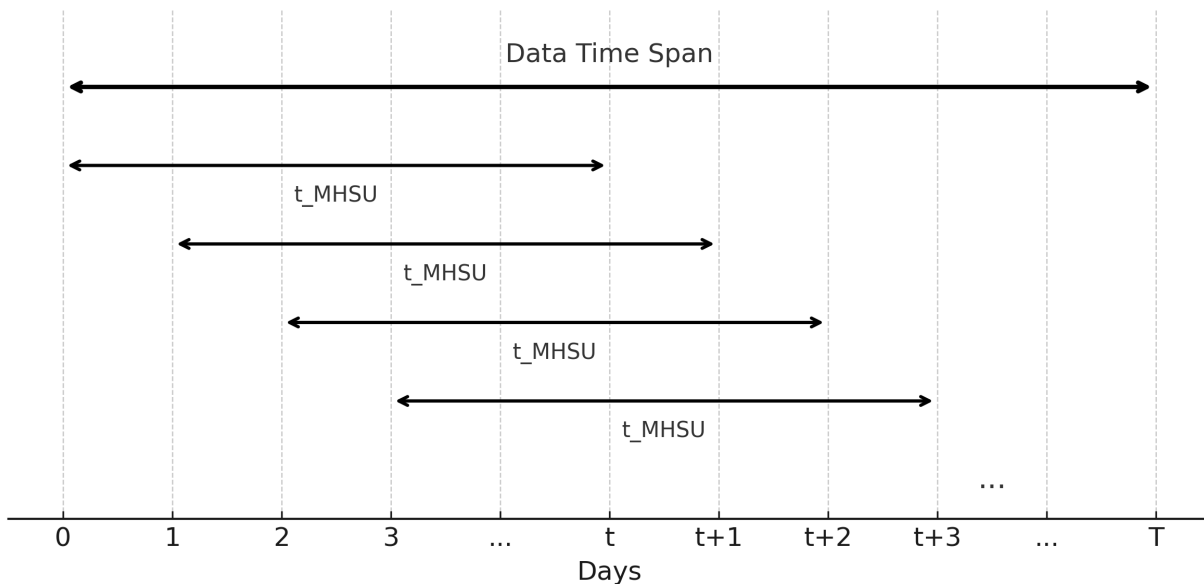


Figure 2: The concept of window calculation in function `MHSU_status_broad()`.

As the final working example, we modify the third example to detect MHSU status with a maximum allowable time span between MH and SU (t_{MHSU}) of 360 days, while the total dataset is 363 days. This implies $k = 363 - 360 + 1 = 4$ non-overlapping windows. The code below illustrates usage; it produces results in Figure 3d:

```

Line #1: > myexample<-SampleRWD[,c(1:4)]
Line #2: > SampleMHSU_2 = MHSU_status_broad(myexample, n_MHH=1, n_MHP=1, n_SUH=1,
      n_SUP=1, t_MH=60, t_SU=60, t_MHSU=360,
      ICD_MH=c("F060","F063","F064","F067"),
      ICD_SU=c("F100","T4041","F120","F140"))
Line #3: > head(SampleMHSU_2[c(1,201,401,601),])

```

(a)									
# A tibble: 6 × 4									
	ClientID	earliestdate_MH	latestdate_MH MH_status						
	<chr>	<chr>	<chr> <chr>						
1	001	2024-01-15	2024-01-19 YES						
2	002	2024-01-03	2024-01-10 YES						
3	003	2024-01-11	2024-01-22 YES						
4	004	2024-01-14	2024-01-20 YES						
5	005	2024-01-25	2024-01-26 YES						
6	006	2024-01-05	2024-01-19 YES						
>									
(b)									
# A tibble: 6 × 4									
	ClientID	earliestdate_SU	latestdate_SU SU_status						
	<chr>	<chr>	<chr> <chr>						
1	001	2024-01-31	2024-01-31 YES						
2	002	2024-01-14	2024-01-14 YES						
3	003	2024-01-18	2024-01-18 YES						
4	004	2024-01-05	2024-01-05 YES						
5	005	2024-01-22	2024-01-22 YES						
6	006	2024-01-27	2024-01-27 YES						
>									
(c)									
# A tibble: 6 × 8									
	ClientID	earliestdate_MH	latestdate_MH	earliestdate_SU	latestdate_SU	MH_status	SU_status	MHSU_status	
	<chr>	<chr>	<chr>	<chr>	<chr>	<chr>	<chr>	<chr>	
1	001	2024-01-15	2024-01-19	2024-01-31	2024-01-31	YES	YES	YES	
2	002	2024-01-03	2024-01-10	2024-01-14	2024-01-14	YES	YES	YES	
3	003	2024-01-11	2024-01-22	2024-01-18	2024-01-18	YES	YES	YES	
4	004	2024-01-14	2024-01-20	2024-01-05	2024-01-05	YES	YES	YES	
5	005	2024-01-25	2024-01-26	2024-01-22	2024-01-22	YES	YES	YES	
6	006	2024-01-05	2024-01-19	2024-01-27	2024-01-27	YES	YES	YES	
>									
(d)									
# A tibble: 4 × 9									
# Groups: Window [4]									
	Window	ClientID	earliestdate_MH	latestdate_MH	earliestdate_SU	latestdate_SU	MH_status	SU_status	MHSU_status
	<int>	<chr>	<chr>	<chr>	<chr>	<chr>	<chr>	<chr>	<chr>
1	1	001	2024-01-15	2024-01-19	2024-01-31	2024-01-31	YES	YES	YES
2	2	001	2024-01-15	2024-01-19	2024-01-31	2024-01-31	YES	YES	YES
3	3	001	2024-01-15	2024-01-19	2024-01-31	2024-01-31	YES	YES	YES
4	4	001	2024-01-15	2024-01-19	2024-01-31	2024-01-31	YES	YES	YES
>									

Figure 3: Sample Simulated Real World Dataset: (a) Mental Health Status, (b) Substance Use Status, (c) Concurrent Status (basic), and (d) Concurrent Status (broad).

3 A Simulation Study

This section introduces a simulation study, encompassing its data and analysis, and is organized into four key parts. Section 3.1 outlines the characteristics of the simulated real-world dataset. Section 3.2 examines how varying the maximum time span within MH status and within SU status affects the frequency of MH, SU, and MHSU diagnoses. Section 3.3 investigates the influence of the number of required hospital and physician visits on MH, SU, and MHSU detection, assuming a fixed maximum time span for MH and SU. Finally, Section 3.4 explores the effect of varying the maximum time span between MH and SU on the number of MHSU diagnoses, assuming fixed maximum time spans within MH and SU.

3.1 Simulated Real-World Data

We simulate a healthcare administrative dataset as follows:

- The dataset consists of 200 patients categorized into seven diagnostic groups who visited hospitals or medical service physicians from January 1, 2024, to December 31, 2024.
- The patient groups include: 125 individuals with recorded mental health (MH) diagnoses, 125 with substance use (SU) diagnoses, 100 with concurrent MHSU diagnoses, and 50 with no MH, SU, or MHSU diagnoses.

Table 2 summarizes key features of the simulated dataset, and Table 3 provides example entries for two sample patients. This dataset is included as part of the CMHSU R package (see supplementary materials).

Table 2: Key features of the simulated real-world healthcare administrative database.

Group	Size	Visit Date Span	Visit Length	#Hospital	#Physician	SU (freq)	MH (freq)	Other (freq)
1	10	01.01.2024–31.01.2024	1 month	1	2	F100 (1)	F060 (2)	NA
2	20	01.02.2024–31.03.2024	2 months	2	4	T4041 (2)	F063 (4)	J10 (4)
3	30	01.04.2024–31.06.2024	3 months	3	6	F120 (3)	F064 (6)	I10 (3)
4	40	01.07.2024–31.12.2024	6 months	6	12	F140 (6)	F067 (12)	I10 (6), J10 (12)
5	25	01.11.2024–31.12.2024	2 months	3	6	F100 (3)	NA	J10 (6)
6	25	01.11.2024–31.12.2024	2 months	2	4	NA	F060 (4)	I10 (2)
7	50	01.11.2024–31.12.2024	2 months	1	2	NA	NA	I10 (1), J10 (2)

Notes: F100(Alcohol); F060(Psychotic); T4041(Fentanyl); F063(Mood); F120(Cannabis); F064(Anxiety);

F140(Cocaine); F067(Neurocognitive); I10(Hypertension); J10(Influenza); NA(Not Applicable).

Table 3: Two sample clients from the 200 simulated real-world healthcare administrative database.

ClientID	VisitDate	Diagnostic_H	Diagnostic_P	MHSU_H	Meaning_H	MHSU_P	Meaning_P
001	2024-01-31	F100	NA	SU	Alcohol	NA	NA
001	2024-01-15	NA	F060	NA	NA	MH	Psychotic
001	2024-01-19	NA	F060	NA	NA	MH	Psychotic
011	2024-02-19	T4041	NA	SU	Fentanyl	NA	NA
011	2024-03-07	T4041	NA	SU	Fentanyl	NA	NA
011	2024-02-14	NA	F063,J10	NA	NA	MH	Mood,Influenza
011	2024-02-17	NA	F063,J10	NA	NA	MH	Mood,Influenza
011	2024-03-14	NA	F063,J10	NA	NA	MH	Mood,Influenza
011	2024-03-10	NA	F063,J10	NA	NA	MH	Mood,Influenza

Notes: `Diagnostic_H`: ICD code for diagnosis at the Hospital; `Diagnostic_P`: ICD code for diagnosis by service physician; `MHSU_H`: MH/SU status assigned at hospital; `MHSU_P`: MH/SU status assigned by physician; `Meaning_H`: hospital-assigned ICD meaning; `Meaning_P`: physician-assigned ICD meaning; ICD: International Classification of Diseases.

3.2 The Impact of Maximum Time Span Within Mental Health and Within Substance Use

We examine how the maximum allowable time interval within MH and SU diagnoses affects detection counts. Specifically, we require at least two hospital or two physician visits within x days ($x = 0-56$) for both MH and SU, while setting the maximum allowable interval between MH and SU to one year (365 days):

$$n_{MHH} = n_{MHP} = n_{SUH} = n_{SUP} = 2, \quad t_{MH} = t_{SU} = x \ (0 \leq x \leq 56), \quad t_{MHSU} = 365.$$

Figure 4 presents the results. As x increases, the number of patients detected rises for MH, SU, and MHSU, eventually reaching an asymptote at 125 for MH, 115 for SU, and 90 for MHSU.

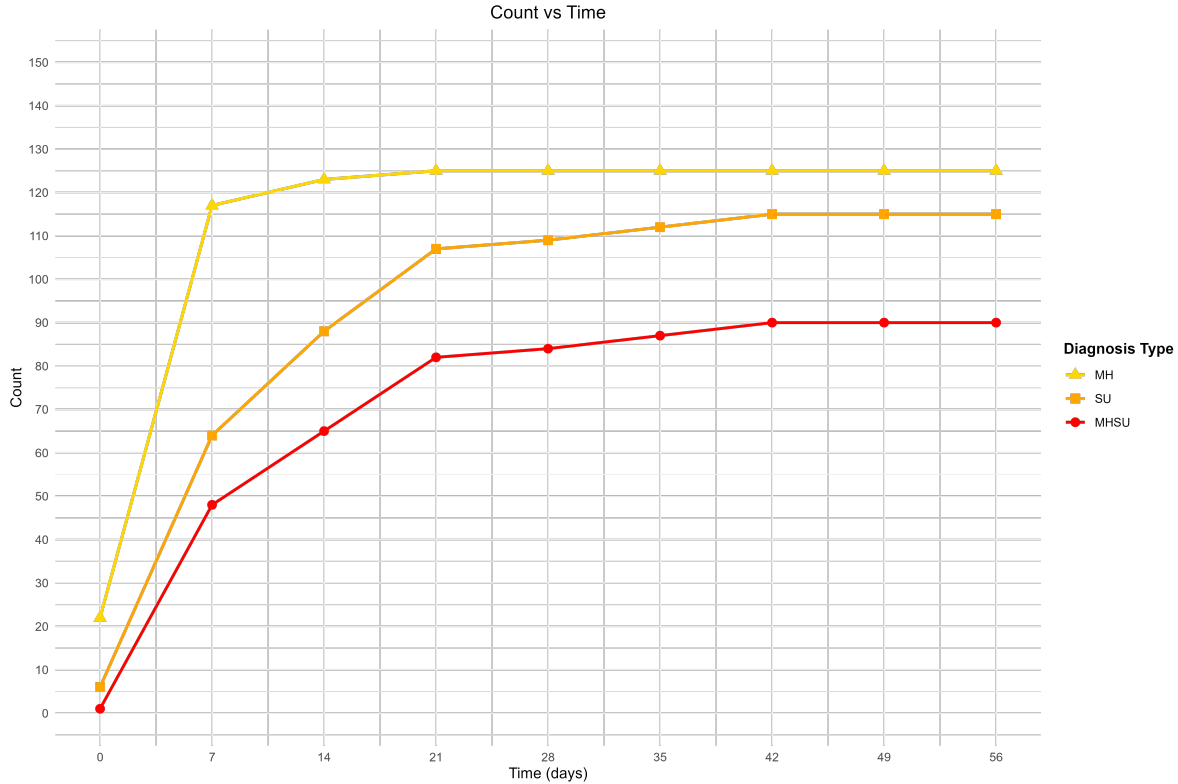


Figure 4: Frequency of patients' diagnosis status vs. maximum time span for MH and SU (time = $t_{MH} = t_{SU}$, $t_{MHSU} = 365$).

3.3 The Impact of Number of Hospital Visits and Medical Service Physician Visits

We now investigate how the required number of hospital visits impacts detection counts for MH, SU, and MHSU. We assume a hospital-to-physician visit ratio of 1:2; that is:

$$n_{MHH} = \frac{1}{2} n_{MHP}, \quad n_{SUH} = \frac{1}{2} n_{SUP}, \quad n_{MHH} = n_{SUH} = x, \quad x = 1, \dots, 8,$$

and fix $t_{MH} = t_{SU} = 183$ (6 months), $t_{MHSU} = 365$ (1 year). Figure 5 displays the results. As x increases, detection counts decrease until eventually reaching zero for all three curves (MH, SU, and MHSU). For large x , the MH and MHSU curves overlap.

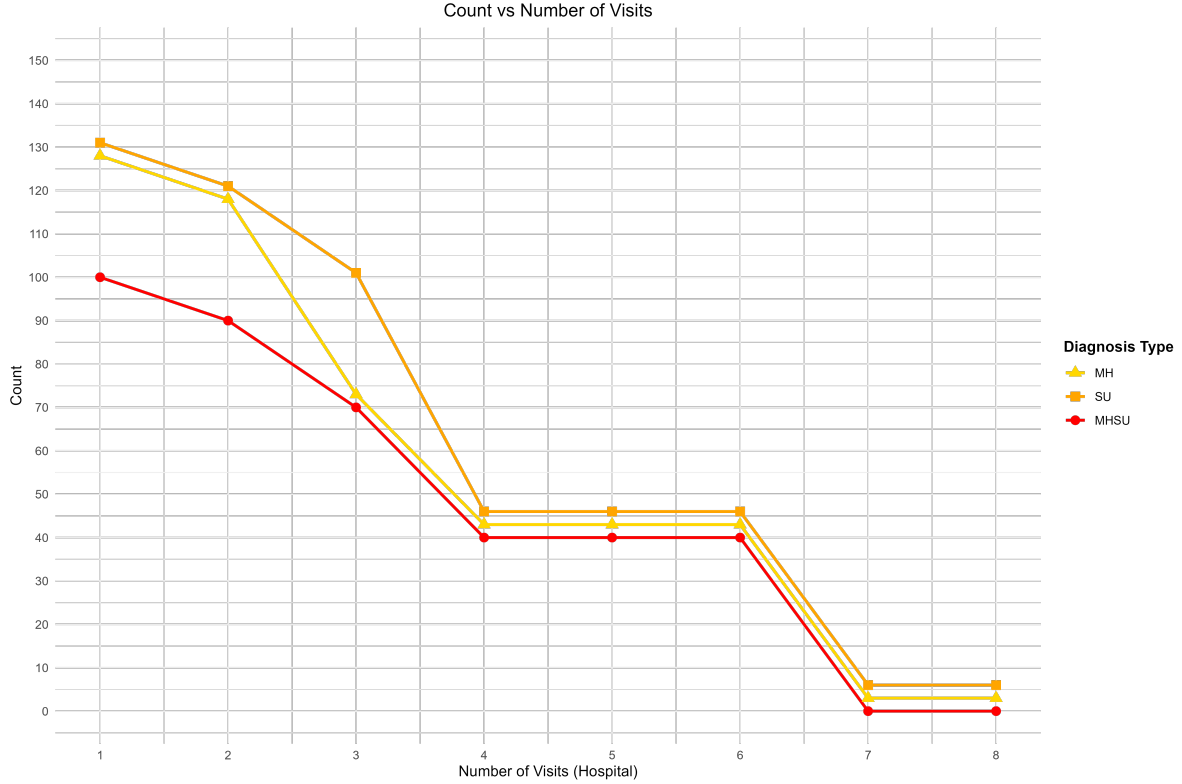


Figure 5: Frequency of patients' diagnosis status vs. number of hospital visits, with a hospital:physician ratio = 1:2 and $\tau_{\text{MHSU}}=365$.

3.4 The Impact of Maximum Time Span for Concurrent Diagnosis

Finally, we study how varying τ_{MHSU} affects the frequency of concurrent MHSU detection, assuming fixed maximum spans τ_{MH} and τ_{SU} . We require at least two hospital or two physician visits within x days ($x \in \{14, 21, 28\}$) for MH and SU:

$$n_{\text{MHH}} = n_{\text{MHP}} = n_{\text{SUH}} = n_{\text{SUP}} = 2, \quad \tau_{\text{MH}} = \tau_{\text{SU}} = x,$$

and then let $\tau_{\text{MHSU}} = y$ vary in discrete steps of $31k$ ($k = 1 \dots 12$). Figure 6 shows the results. For each fixed x , the number of detected patients increases with y , approaching an asymptote. Also, for a fixed y , increasing x leads to capturing more patients.

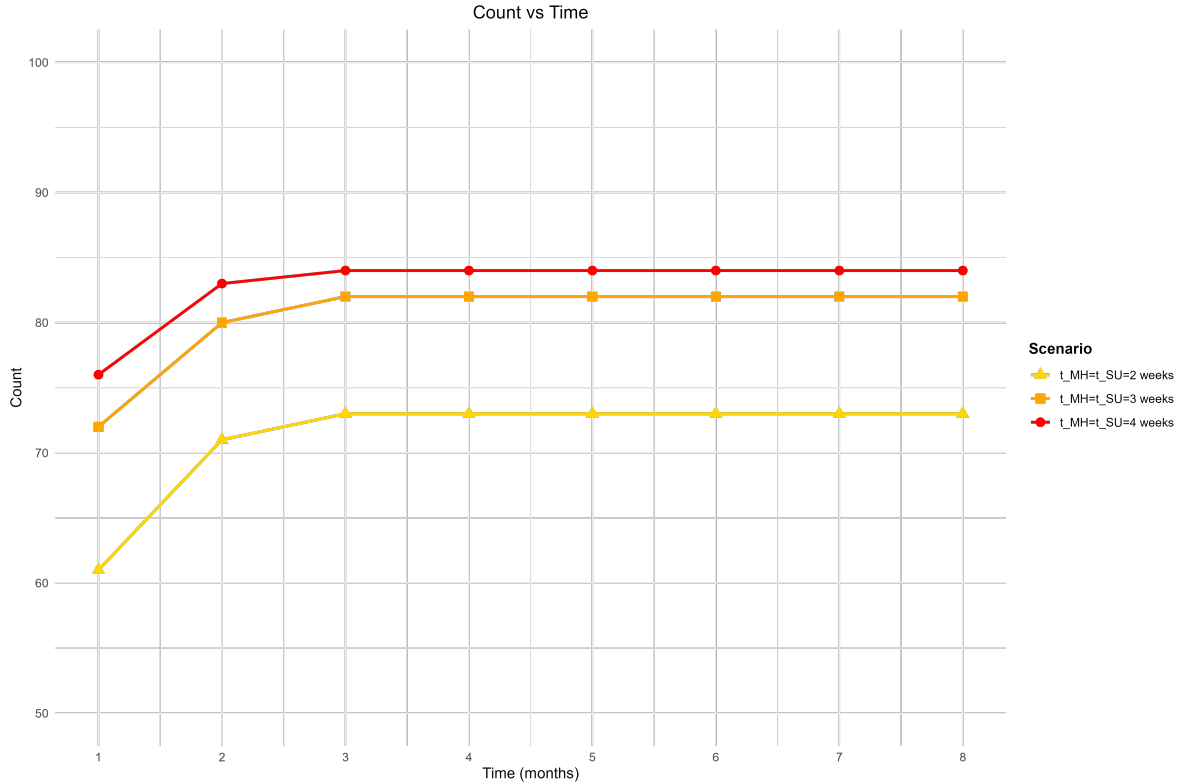


Figure 6: Frequency of concurrent MHSU diagnosis vs. maximum time span between MH and SU (t_{MHSU}), for $t_{MH} = t_{SU} = \{14,21,28\}$ days.

4 Discussion

4.1 Summary and Contributions

We introduce the R package CMHSU, the first statistical software package to implement the Data-Driven Diagnostic Method (DDDM) for identifying mental health (MH), substance use (SU), and concurrent (MHSU) statuses within North American healthcare administrative databases. The package provides flexibility to accommodate various scenarios, including the minimum required visits to hospitals or medical service physicians and the maximum time spans for MH and SU diagnoses and between them.

The first key contribution of the CMHSU package is enabling clinicians to define concurrent MHSU status using the DDDM approach. The examples presented in this paper highlight three critical dimensions and their associated challenges in achieving this definition. Once these dimensions are addressed simultaneously, defining concurrent MHSU status based on DDDM becomes feasible. The details of these dimensions are as follows:

1. Dimension of Time Span within MH and SU Diagnoses (Section 3.2): The time span within MH and SU diagnoses plays a critical role. For instance, if a maximum time span of 7 days is considered, only 48 out of 100 patients (48.8%) are captured, whereas extending the time span to 56 days captures 90 out of 100 patients (90.0%). This delicate

situation raises the question: "What is the appropriate maximum time span for MH and SU diagnoses?"

2. Dimension of Required Number of Visits (Section 3.3): The number of required hospital and medical service physician visits significantly influences the detection rates. For example, requiring two hospital visits and four physician visits captures 90 out of 100 patients (90.0%), while increasing the requirement to three hospital visits and six physician visits reduces the capture rate to 70 out of 100 patients (70.0%). This delicate balance prompts the question: "What is the optimal number (or ratio) of visits needed?"

3. Dimension of Time Span for Concurrent Status (Section 3.4): The maximum time span between MH and SU diagnoses also plays a vital role. For instance, setting this span to one month captures 61 out of 100 patients (61.0%), while extending it to three months captures 84 out of 100 patients (84.0%). This scenario raises the question: "What is the ideal maximum time span between MH and SU diagnoses?"

The second key contribution of the CMHSU package is its ability to diagnose comorbidities of various diseases within healthcare administrative databases. While originally designed for concurrent mental health and substance use diagnoses, the package does not impose limitations on its input ICD variables, making it applicable for other comorbidity conditions.

The final key contribution of the CMHSU package is its utility for policy-makers at federal, state, and territorial levels. By facilitating the rapid compilation of databases tracking ongoing mental health, substance use, and concurrent statuses, the package enables timely monitoring of trends. This real-time capability supports the development and implementation of appropriate healthcare policies in a timely manner.

4.2 Limitations and Future Work

This work has several limitations, each of which presents opportunities for future extensions. First, the package currently generates outputs as dataframes only, without providing summary frequency statistics for mental health, sub-stance use, and their concurrent statuses. Calculating these statistics requires additional programming. Second, the window lag in the function `MHSU_status_broad()` is fixed at one day (as illustrated in Figure 2). Adding a parameter to specify the length of this window lag would enhance the flexibility of the detection process for researchers. Finally, for large-scale databases, it may be more efficient to partition the input dataset into multiple disjoint subsets and apply the `MHSU_status_broad()` function to each subset separately to manage the extensive outputs. Introducing an additional parameter within the function to automate the partitioning of the input data (*inputdata*) would further optimize the computational process.

5 Conclusions

The free R software package CMHSU enables researchers to detect mental health (MH) status, substance use (SU) status, and their concurrent (MHSU) status within healthcare administrative databases. The package offers a wide range of flexibility regarding visit count and maximum time span parameters, allowing for comprehensive and adaptable

analyses. This functionality facilitates the compilation of these statuses at a large population level in a timely manner, supporting health policymakers in effectively monitoring trends and making informed healthcare decisions to optimize patient treatment.

Supplementary Material. The following supporting information can be downloaded at: www.arxiv.com/xxx/s1, CMHSU R package materials.

Author Contributions. Conceptualization, M.S.; methodology, M.S.; software, M.S., C.H.L.; validation, M.S., C.H.L.; formal analysis, M.S.; investigation, M.S.; resources, M.S., C.H.L.; data curation, M.S.; writing—original draft, M.S., C.H.L.; writing—review and editing, M.S., C.H.L.; visualization, M.S.; supervision, M.S., C.H.L.; project administration, M.S.; funding acquisition, M.S. All authors have read and agreed to the published version of the manuscript.

Funding. This research received no external funding. The APC of this work has been funded by the first author.

Acknowledgments. This paper is dedicated to the families and loved ones of those affected by the illicit drugs crisis in Canada and the United States. May this work serve as another steppingstone towards meaningful solutions that prevent further loss and offer healing to communities nationwide.

Conflicts of Interest. The authors declare no conflicts of interest.

Abbreviations.

The following abbreviations are used in this manuscript:

APCD: All-Payer Claims Databases; AUDIT: Alcohol Use Disorders Identification Test; CBT: Cognitive-Behavioral Therapy; CCA: Comprehensive Clinical Assessment; CMDB: Canadian MIS Database; CRAN: Comprehensive R Archive Network; DAD: Discharge Abstract Database; DAST: Drug Abuse Screening Test; DDDM: Data-Driven Diagnostic Method; GAD-7: Generalized Anxiety Disorder-7; ICD: International Classification of Diseases; ITA: Integrated Treatment Approach; MAT: Medication-Assisted Treatment; MC: Multidisciplinary Collaboration; MEDPAR: Medicare Provider Analysis and Review; MH: Mental Health; MHSU: Concurrent Mental Health and Substance Use; MSP: Medical Services Plan; NACRS: National Ambulatory Care Reporting System; NAMCS: National Ambulatory Medical Care Survey; NIS: National Inpatient Sample; OHIP: Ontario Health Insurance Plan; OSHPD: California Office of Statewide Health Planning and Development; PHQ-9: Patient Health Questionnaire-9; RAMQ: Régie de l'assurance maladie du Québec; SID: State Inpatient Databases; SPARCS: New York Statewide Planning and Research Cooperative System; SSI: Standardized Screening Instruments; SU: Substance Use; VA: Veterans Affairs.

References

- [1] Weiss, K. J., & Rosenberg, D. J. (1985). Prevalence of anxiety disorder among alcoholics. *Journal of Clinical Psychiatry*, **46**, 3–5.
- [2] Jaffe, J. H., & Ciraulo, D. A. (1986). *Alcoholism and depression*. In R. E. Meyer (Ed.), *Psychopathology and addictive disorders*. New York: Guilford Press.
- [3] Helzer, J. E., & Pryzbeck, T. R. (1988). The co-occurrence of alcoholism with other psychiatric disorders in the general population and its impact on treatment. *Journal of Studies on Alcohol*, **49**(3), 219–224. <https://doi.org/10.15288/jsa.1988.49.219>
- [4] Drake, R. E., & Wallach, M. A. (1989). Substance abuse among the chronic mentally ill. *Hospital & Community Psychiatry*, **40**(10), 1041–1046. <https://doi.org/10.1176/ps.40.10.1041>
- [5] Regier, D. A., Farmer, M. E., Rae, D. S., Locke, B. Z., Keith, S. J., Judd, L. L., & Goodwin, F. K. (1990). Comorbidity of mental disorders with alcohol and other drug abuse: Results from the Epidemiologic Catchment Area (ECA) Study. *JAMA*, **264**(19), 2511–2518. <https://doi.org/10.1001/jama.1990.03450190043026>
- [6] Drake, R. E., & Wallach, M. A. (1993). Moderate drinking among people with severe mental illness. *Hospital & Community Psychiatry*, **44**(8), 780–782. <https://doi.org/10.1176/ps.44.8.780>
- [7] Kessler, R. C., McGonagle, K. A., Zhao, S., Nelson, C. B., Hughes, M., Eshleman, S., Wittchen, H. U., & Kendler, K. S. (1994). Lifetime and 12-month prevalence of DSM-III-R psychiatric disorders in the United States: Results from the National Comorbidity Survey. *Archives of General Psychiatry*, **51**(1), 8–19. <https://doi.org/10.1001/archpsyc.1994.03950010008002>
- [8] Wright, S., Gournay, K., Glorney, E., & Thornicroft, G. (2000). Dual diagnosis in the suburbs: Prevalence, need, and in-patient service use. *Social Psychiatry and Psychiatric Epidemiology*, **35**(7), 297–304. <https://doi.org/10.1007/s001270050241>
- [9] Evans, K., & Sullivan, M. J. (2001). *Dual Diagnosis: Counseling the Mentally Ill Substance Abuser*. New York, NY: Guilford Press.
- [10] Cantwell, R. (2003). Substance use and schizophrenia: Effects on symptoms, social functioning, and service use. *British Journal of Psychiatry*, **182**(4), 324–329. <https://doi.org/10.1192/bjp.182.4.324>
- [11] Blanco, C., Alegría, A. A., Liu, S. M., Secades-Villa, R., Sugaya, L., & Davies, C. (2012). Differences among major depressive disorder with and without co-occurring substance use disorders and substance-induced depressive disorder. *The Journal of Clinical Psychiatry*, **73**(6), 865–873. <https://doi.org/10.4088/JCP.11m07323>

- [12] Szerman, N., Martinez-Raga, J., & Peris, L. (2012). Rethinking dual disorders. *Addictive Disorders & Their Treatment*, *11*(4), 191–200. <https://doi.org/10.1097/ADT.0b013e31827e85f9>
- [13] Atkins, C. (2014). *Co-Occurring Disorders: Integrated Assessment and Treatment of Substance Use and Mental Disorders*. Eau Claire, WI: PESI Publishing & Media.
- [14] Todd, J., Green, G., Harrison, M., Ikuesan, B. A., Self, C., Baldacchino, A., & Sherwood, S. (2004). The challenges of dual diagnosis: Substance misuse and psychiatric disorders. *Journal of Psychiatric and Mental Health Nursing*, *11*(1), 48–54.
- [15] Mueser, K. T., Noordsy, D. L., Drake, R. E., & Fox, L. (2003). *Integrated Treatment for Dual Disorders: A Guide to Effective Practice*. Guilford Press.
- [16] Sciacca, K. (1996). On co-occurring addictive and mental disorders: A brief history of the origins of dual diagnosis treatment and program development. *American Journal of Orthopsychiatry*, *66*(3), 407–413. <https://doi.org/10.1037/h0080183>
- [17] Skinner, H. A. (1982). The Drug Abuse Screening Test. *Addictive Behaviors*, *7*(4), 363–371. [https://doi.org/10.1016/0306-4603\(82\)90005-3](https://doi.org/10.1016/0306-4603(82)90005-3)
- [18] Babor, T. F., Higgins-Biddle, J. C., Saunders, J. B., & Monteiro, M. G. (2001). *AUDIT: The Alcohol Use Disorders Identification Test: Guidelines for Use in Primary Care (2nd ed.)*. World Health Organization.
- [19] Drake, R. E., O'Neal, E. L., & Wallach, M. A. (2008). A systematic review of psychosocial research on psychosocial interventions for people with co-occurring severe mental and substance use disorders. *Journal of Substance Abuse Treatment*, *34*(1), 123–138. <https://doi.org/10.1016/j.jsat.2007.01.011>
- [20] Minkoff, K. (2001). Best practices: Developing standards of care for individuals with co-occurring psychiatric and substance use disorders. *Psychiatric Services*, *52*(5), 597–599. <https://doi.org/10.1176/appi.ps.52.5.597>
- [21] Sterling, S., Chi, F., & Hinman, A. (2011). Integrating care for people with co-occurring alcohol and other drug, medical, and mental health conditions. *Alcohol Research & Health*, *33*(4), 338–349.
- [22] Mueser, K. T., & Fox, L. (2002). A family intervention program for dual disorders. *Community Mental Health Journal*, *38*(3), 253–270. <https://doi.org/10.1023/A:1015231124981>
- [23] Heslin, K. C., & Weiss, A. J. (2015). *Hospitalizations Involving Mental and Substance Use Disorders among Adults*. Agency for Healthcare Research and Quality (AHRQ). <https://www.hcup-us.ahrq.gov>
- [24] Keen, C., Kinner, S. A., Young, J. T., Jang, K., Gan, W., Samji, H., Zhao, B., Krausz, M., & Slaunwhite, A. (2022). Prevalence of co-occurring mental illness and substance use disorder and association with overdose: A linked data cohort study among

- residents of British Columbia, Canada. *Addiction*, **117**(1), 129–140. <https://doi.org/10.1111/add.15580>
- [25] Lavergne, M. R., Shirmaleki, M., Loyal, J. P., et al. (2022). Emergency department use for mental and substance use disorders: Descriptive analysis of population-based, linked administrative data in British Columbia, Canada. *BMJ Open*, **12**, e057072. <https://doi.org/10.1136/bmjopen-2021-057072>
- [26] Lavergne, M. R., Loyal, J. P., Shirmaleki, M., Kaoser, R., Nicholls, T., Schütz, C. G., Vaughan, A., Samji, H., Puyat, J. H., Kaulius, M., Jones, W., & Small, W. (2022). The relationship between outpatient service use and emergency department visits among people treated for mental and substance use disorders: Analysis of population-based administrative data in British Columbia, Canada. *BMC Health Services Research*, **22**(1), 477. <https://doi.org/10.1186/s12913-022-07759-z>
- [27] Khan, S. (2017). Concurrent mental and substance use disorders in Canada. *Health Reports*, **28**(8), 3–8. Statistics Canada, Ottawa, ON, Canada. <https://www.statcan.gc.ca>.
- [28] Health Canada. (2002). *Best practices: Concurrent mental health and substance use disorders*. Centre for Addiction and Mental Health. Ottawa, ON, Canada. <https://publications.gc.ca/site/eng/247253/publication.html>
- [29] Alberta Health Services. (2011). *Enhancing concurrent capability across addiction and mental health services: Foundational concepts*. Alberta Health Services, Edmonton, AB, Canada. <https://www.albertahealthservices.ca>
- [30] World Health Organization. (2019). *International classification of diseases for mortality and morbidity statistics (11th Revision)*. Geneva, Switzerland: World Health Organization. <https://icd.who.int>.
- [31] Canadian Institute for Health Information. (2022). *Canadian coding standards for version 2022 ICD-10-CA and CCI*. CIHI, Ottawa, ON, Canada. <https://www.cihi.ca/en/>
- [32] Centers for Disease Control and Prevention. (2024). *International classification of diseases, tenth revision, clinical modification (ICD-10-CM) 2024*. National Center for Health Statistics, Atlanta, GA, United States. <https://www.cdc.gov/nchs/icd/icd-10-cm/index.html>
- [33] Casillas, S. M., Scholl, L., Mustaquim, D., & Vivolo-Kantor, A. (2022). Analysis of trends and usage of ICD-10-CM discharge diagnosis codes for poisonings by fentanyl, tramadol, and other synthetic narcotics in emergency department data. *Addictive Behaviors Reports*, **16**, 100464. Atlanta, GA, USA. <https://doi.org/10.1016/j.abrep.2022.100464>
- [34] Wickham, H., François, R., Henry, L., Müller, K., & Vaughan, D. (2023). *dplyr: A Grammar of Data Manipulation (Version 1.1.4)* [R package]. CRAN. <https://CRAN.R-project.org/package=dplyr>

- [35] Wickham, H., Vaughan, D., & Girlich, M. (2023). *tidyr: Tidy Messy Data* (Version 1.3.0) [R package]. CRAN. <https://CRAN.R-project.org/package=tidyr>
- [36] Wickham, H., & Henry, L. (2023). *purrr: Functional Programming Tools* (Version 1.0.2) [R package]. CRAN. <https://CRAN.R-project.org/package=purrr>
- [37] Bache, S., & Wickham, H. (2022). *magrittr: A Forward-Pipe Operator for R* (Version 2.0.3) [R Package]. CRAN. <https://CRAN.R-project.org/package=magrittr>
- [38] R Core Team. (2022). *R: A Language and Environment for Statistical Computing* [Computer software]. R Foundation for Statistical Computing. Vienna, Austria. <https://www.R-project.org>