

A novel BPS bound with a first order BPS system in the $2D$ Gross-Pitaevskii equation

Fabrizio Canfora*

Pablo Pais†

Abstract

A novel BPS bound for the Gross-Pitaevskii equations in two spatial dimensions is presented. The energy can be bound from below in terms of the combination of two boundary terms, one related to the vorticity (but “dressed” by the condensate profile) and the second to the “skewness” of the configurations. The bound is saturated by configurations which satisfy a system of two first-order PDE: when such BPS system is satisfied, the Gross-Pitaevskii equations are satisfied as well. The analytic solutions of this BPS system constructed in the present manuscript represent configurations with fractional vorticity living in an annulus. Using these techniques, we present the first analytic examples of this kind. The hydrodynamical interpretation of the BPS system is discussed. The implications of these results are outlined.

arXiv:2501.04092v1 [cond-mat.quant-gas] 7 Jan 2025

*fabrizio.canfora@uss.cl

†pais@ipnp.troja.mff.cuni.cz

1 Introduction

The Gross-Pitaevskii equation (GPE henceforth) is, without doubt, one of the most important systems of non-linear partial differential equations (PDE henceforth) in theoretical physics. The tremendous success of the GPE in describing plenty of non-trivial experimental features of superfluids and supersolids is very well recognized (see [1–28] and references therein). The power of the GPE can be compared with the effectiveness of Ginzburg-Landau free energy in describing superconductors. As in superconductors, quantized vortices in superfluids play a fundamental role both in determining the equilibrium and out-of-equilibrium properties, the primary tool to study them being, obviously, the GPE (see [29]–[30]).

However, unlike what happens in the Ginzburg-Landau theory for superconductors, unless one is interested in the GPE in one spatial dimension (which is integrable), there are very few effective analytic tools to study the relevant non-perturbative configurations of the GPE (such as quantized vortices). The present manuscript aims to fill this gap.

Of course, an obvious question is: *why should one insist on finding novel analytic methods and solutions if the GPE can be solved numerically?* Indeed, the references mentioned here above show in a very clear way that effective numerical techniques to analyze many static and dynamical features of the GPE are already well known. In fact, despite the existence of many numerical techniques, there are many compelling physical arguments pushing to search for novel analytic techniques nevertheless. *Firstly*, many fundamental concepts have been disclosed and clarified¹ thanks to the availability of exact analytic solutions in gauge theory, general relativity, the theory of superconductors and so on. *Secondly*, there are many open problems in superfluids in general and in the theory of GPE in particular, where even numerical methods are not especially effective (such as the transition to chaos in quantum turbulence: see [12] and references therein). Thus, the development of analytic tools is not just of academic interest as there are relevant physical properties that could not be discovered with numerical tools, as we will see in the following sections.

The most effective technique to analyze topological solitons such as vortices in superconductors is related to the theory of the Bogomol'nyi–Prasad–Sommerfield (henceforth BPS) bounds for the (free) energy of the configurations of interest in terms of the relevant topological charges (which, in the case of vortices in superconductors, is the magnetic flux). There are special points in parameter space where it becomes possible to saturate the BPS bound. The configurations that saturate these bounds are called BPS solitons. Their relevance can be easily understood by considering that BPS solitons minimize the (free) energy in their corresponding topological sectors, a fact that ensures their stability.

A further relevant property is that the saturation of the BPS bound (which leads to a first-order system of differential equations) implies that the second-order field equations are also satisfied. This is a significant property not only because the BPS equations are easier to solve than the complete set of field equations. Due to their first-order nature, the BPS system provides a powerful tool to study the low energy dynamics of BPS configurations through the geodesics of the moduli-space geometry (see [31–34] and references therein). Moreover, these BPS points signal the transition between very different behaviours (for instance, in the Ginzburg-Landau theory of superconductivity, the critical coupling signals the transition from type I to type II behaviour). Last but not least, the analysis of fermions propagating in the background of BPS solitons is simplified by different index theorems (see [35] and references therein). Hence, the appearance of special BPS points in parameter space is not relevant just due to the fact that the second-order field equations reduce to a first-order system (one may observe that, for instance, the BPS equations for the vortices in the Ginzburg-Landau theory for superconductors at critical coupling are not solvable analytically). All the above arguments clearly show that BPS points (when they exist) are extremely important due to their highly effective non-perturbative results, which allow the analysis of the static and dynamic effects mentioned above.

Until very recently, neither BPS bounds nor BPS equations were available in the theory of superfluids and GPE in two (or three) spatial dimensions. It is believed that the GPE in two or more spatial dimensions does not possess a first-order BPS system with the property that when the BPS system is satisfied, the GPE is also satisfied. This belief arises from the fact that the obvious BPS bound (where the vorticity appears on the right-hand side of the bound) cannot be saturated.

In fact, in the present manuscript, we will construct the first example of a BPS bound together with the corresponding first-order BPS system for the GPE. This discovery allows us to construct

¹Much of what we now know about black hole physics in general relativity, non-perturbative effects in non-Abelian gauge theory, and vortex dynamics (as well as transitions from type I to type II behaviours in superconductors) arose from analytic tools.

the first analytic configurations with fractional vorticity. The reason why such a bound has not been found before is that the topological charge on the right-hand side is not the obvious one (which, in the present case, is the vorticity). This kind of phenomenon (in which the right-hand side of the BPS bound is not proportional to the most obvious topological charge) also appears in the low energy limit of QCD: see [36] [37] and references therein. In the present case, the topological charge is the sum of two terms. The first one is determined by a topological density, which can be interpreted as the vorticity dressed by the condensate profile. The second one has to do with the “skewness” of the configuration.

This paper is organized as follows. Section 2 introduces the GPE, and a novel BPS bound is derived. In Section 3, the charges that emerged from BPS bounds are interpreted. In Section 4, we show two kinds of analytical solutions from the BPS equations and compute the associated topological charges. Section 5 shows a general relation that the condensate amplitude and phase should satisfy. Finally, Section 6 is devoted to the conclusions. We will provide the computational details in two appendices.

2 2D Gross-Pitaevskii and a novel BPS bound

As is well known, the Gross-Pitaevskii equation in one spatial dimension is integrable, and dimension vortices do not exist. Thus, we will consider the GPE in two spatial dimensions [1–3]:

$$i \hbar \partial_t \Phi = -\frac{\hbar^2}{2M} \Delta \Phi + g |\Phi|^2 \Phi + V \Phi - \mu \Phi, \quad (1)$$

where

$$\Phi = \rho e^{iS}, \quad (2)$$

being μ the chemical potential, g the coupling constant, Φ the condensate wave function, V is the external potential, ρ is the corresponding amplitude, and S is the phase. One can easily obtain the two-dimensional GPE with a confining harmonic potential in the z -direction of the form $V_{conf} = \frac{\omega}{2} z^2$.

In the present section, we will consider the most straightforward (but still highly non-trivial) case of the stationary GPE in two spatial dimensions with $V = 0$ and $\mu = 0$, i.e.,

$$-\frac{\hbar^2}{2M} \Delta \Phi + g |\Phi|^2 \Phi = 0. \quad (3)$$

Such an equation can be derived from the following energy-functional

$$E = \int_{\Gamma} d^2x \left[\frac{\hbar^2}{2M} |\vec{\nabla} \Phi|^2 + \frac{g}{2} |\Phi|^4 \right] = \frac{\hbar^2}{M} \int_{\Gamma} d^2x \left[\frac{1}{2} |\vec{\nabla} \Phi|^2 + \frac{g_{eff}}{4} |\Phi|^4 \right], \quad (4)$$

$$g_{eff} = \frac{2Mg}{\hbar^2},$$

where Γ is the bounded region where the condensate is confined and $d^2x = dx dy$ (x and y being the spatial coordinates). The computations in the following sections are simplified if, instead of considering Φ as one complex field, one considers Φ as two real scalar fields. Ultimately, one can always return to the original notation in terms of Φ . Thus, let us introduce the following notation

$$\phi_1 = \rho \cos S, \quad \phi_2 = \rho \sin S \Leftrightarrow \phi_1 = \Re(\Phi), \quad \phi_2 = \Im(\Phi), \quad (5)$$

where $\Re(\Phi)$ denotes the real part of Φ while $\Im(\Phi)$ denotes the imaginary part of Φ . By using this notation, Eq. (3) becomes

$$-\Delta \phi_j + g_{eff} \left(\vec{\phi} \cdot \vec{\phi} \right) \phi_j = 0, \quad j = 1, 2$$

$$(\phi_1)^2 + (\phi_2)^2 = \vec{\phi} \cdot \vec{\phi}$$

while the energy becomes

$$E = \frac{\hbar^2}{2M} \int_{\Gamma} d^2x \left[\sum_{j=1}^2 \left(\vec{\nabla} \phi_j \right)^2 + \frac{g_{eff}}{2} \left(\vec{\phi} \cdot \vec{\phi} \right)^2 \right], \quad (7)$$

$$\left(\vec{\nabla} \phi_j \right)^2 = (\partial_x \phi_j)^2 + (\partial_y \phi_j)^2.$$

It is a direct computation to show that the energy can be rewritten as follows:

$$E = \frac{\hbar^2}{2M} \int_{\Gamma} d^2x \left[(\partial_x \phi_1 + \partial_y \phi_2 + A)^2 + (\partial_y \phi_1 - \partial_x \phi_2 + B)^2 \right] + Q_1 + Q_2, \quad (8)$$

where A , B and κ are defined as

$$A = \frac{\kappa}{\sqrt{2}} (\phi_2^2 - \phi_1^2), \quad B = -\sqrt{2} \kappa \phi_1 \phi_2, \quad \kappa^2 = g_{eff} > 0. \quad (9)$$

The topological charge is a combination of the following two boundary terms:

$$Q_1 = \frac{\hbar^2}{M} \int_{\Gamma} d^2x \Lambda \quad \text{and} \quad Q_2 = \frac{\hbar^2 \kappa}{\sqrt{2} M} \int_{\Gamma} d^2x (\partial_x J^x + \partial_y J^y), \quad (10)$$

where we defined

$$\begin{aligned} \Lambda &= \partial_x (2\phi_1 \partial_y \phi_2) + \partial_y (-2\phi_1 \partial_x \phi_2) = d\phi_1 \wedge d\phi_2 = d\rho \wedge dS = d\omega, \\ \omega &= \rho dS, \end{aligned} \quad (11)$$

and

$$J^x = \phi_1 \left(\frac{\phi_1^2}{3} - \phi_2^2 \right), \quad J^y = \phi_2 \left(\phi_1^2 - \frac{\phi_2^2}{3} \right). \quad (12)$$

It is clear from Eqs. (11) and (12) that Q_1 and Q_2 are integrals of total derivatives.

Therefore, quite surprisingly, the following first order BPS system

$$\partial_x \phi_1 + \partial_y \phi_2 = -A, \quad (13)$$

$$\partial_y \phi_1 - \partial_x \phi_2 = -B, \quad (14)$$

actually implies the second order Gross-Pitaevskii equation (GPE) system in Eq. (6) and it is a lower bound of the energy (8). This is a quite unexpected result as it has been always implicitly assumed that the useful BPS bounds could not be found in the case of the GPE in two or three spatial dimensions.

The GPE, and also the lower energy bound, can be obtained by a slight generalization of A and B given in (9). In fact, if

$$\begin{aligned} A &= \frac{a_1}{2} (\phi_2^2 - \phi_1^2) - a_2 \phi_1 \phi_2 \\ B &= -\frac{a_2}{2} (\phi_2^2 - \phi_1^2) - a_1 \phi_1 \phi_2, \end{aligned} \quad (15)$$

along with condition $a_1 = \frac{\kappa}{\sqrt{2}} \cos \gamma$, and $a_2 = \frac{\kappa}{\sqrt{2}} \sin \gamma$, satisfies the GPE for an arbitrary real parameter γ (see Appendix A for details). In such a case, Q_1 does not change, while, by using some trigonometric identities

$$J^x = \cos \gamma \phi_1 \left(\frac{\phi_1^2}{3} - \phi_2^2 \right) + \sin \gamma \phi_2 \left(\phi_1^2 - \frac{\phi_2^2}{3} \right) = \frac{\rho^3}{3} \cos(3S - \gamma), \quad (16)$$

$$J^y = \cos \gamma \phi_2 \left(\phi_1^2 - \frac{\phi_2^2}{3} \right) + \sin \gamma \phi_1 \left(\phi_2^2 - \frac{\phi_1^2}{3} \right) = \frac{\rho^3}{3} \sin(3S - \gamma). \quad (17)$$

One can rewrite the first-order system (13)–(14) by using the ‘‘amplitude-phase’’ representation for the BEC wave function in Eq. (5); hence, in terms of the amplitude ρ and the phase S , the first-order BPS system in Eqs. (13) and (14) reduces to (see details in Appendix A)

$$\begin{aligned} \frac{\partial \rho}{\partial r} + \frac{\rho}{r} \frac{\partial S}{\partial \theta} &= \kappa \rho^2 \cos(\theta - 3S + \gamma), \\ \rho \frac{\partial S}{\partial r} - \frac{1}{r} \frac{\partial \rho}{\partial \theta} &= \kappa \rho^2 \sin(\theta - 3S + \gamma), \\ \rho &= \rho(r, \theta), \quad S = S(r, \theta). \end{aligned}$$

The above form is very convenient for the hydrodynamical interpretation. In particular, let us introduce the variable $u = \frac{1}{\rho}$ together with the superfluid velocity $\vec{V} = \vec{\nabla} S$. In terms of u and \vec{V} , the above BPS system can be written as

$$\begin{aligned} -\frac{\partial u}{\partial r} + \frac{u}{r} V_{\theta} &= \kappa \cos(\theta - 3S + \gamma), \\ u V_r + \frac{1}{r} \frac{\partial u}{\partial \theta} &= \kappa \sin(\theta - 3S + \gamma), \\ V_{\theta} &= \frac{\partial S}{\partial \theta}, \quad V_r = \frac{\partial S}{\partial r}. \end{aligned}$$

In this form, it is easy to deduce many interesting properties from the BPS system. First of all, when $|\theta - 3S + \gamma|$ is small, one can see that a θ -dependence of the amplitude ρ of the wave function (which is the superfluid density) induces a radial component of the superfluid velocity. Moreover, in the regions where $(\theta - 3S + \gamma)$ is constant, the BPS equations reduce to an algebraic for ρ and the velocity \vec{V} where r and the coupling κ appear as parameters. One can see that (unless one restricts the attention to the most symmetric cases) regions where V_r is not vanishing appear. In these regions, V_r is tied to $\frac{\partial \rho}{\partial \theta}$. Thus, the availability of a BPS system for the GPE allows us to derive relevant hydrodynamical properties of the superfluid in a very natural way.

The following sections discuss some analytic solutions of the above first-order BPS system.

3 Interpretation of the topological charge

The term Q_1 is related, as expected, to the vorticity. Although it is not exactly the number of vortices, it is proportional to it when the amplitude ρ is equal to a constant. This is very similar to what happens in chiral perturbation theory, where useful BPS bounds can be achieved provided the “obvious” topological densities are dressed by the corresponding hadronic profiles (see [36] [37] and references therein). In a sense, one can say that Q_1 represents the “natural” topological charge in the present context of vortices in superfluids. Indeed, we can write Q_1 as

$$Q_1 = \frac{\hbar^2}{M} \int_{\Gamma} d^2x \Lambda = \frac{\hbar^2}{M} \int_{\partial\Gamma} \vec{\omega} \cdot d\vec{l} , \quad (18)$$

where Γ is a given region (usually, but not always, a disk of radius R), s is the affine parameter along $\partial\Gamma$, $d\vec{l}$ is the line element tangent to $\partial\Gamma$. Clearly, Q_1 is related to the vorticity as, for instance, if we give boundary conditions at spatial infinity (so the radius R of the disk Γ approaches to infinity) such that the amplitude ρ goes to 1, then Q_1 becomes exactly the vorticity (times $\frac{\hbar^2}{M}$):

$$\rho \xrightarrow[r \rightarrow \infty]{} 1 \quad \text{and} \quad \partial\Gamma = \text{“the circle at infinity”} \Rightarrow Q_1 = \frac{\hbar^2}{M} \oint_{\partial\Gamma} \vec{\nabla} S \cdot d\vec{l} = \frac{\hbar^2}{M} (\text{Vorticity}) .$$

The same is true if one requires that $\rho = 1$ on $\partial\Gamma$ even when $\partial\Gamma$ is not the circle at infinity. However, in general, Q_1 is the vorticity or circulation dressed by the profile ρ of the condensate as it happens in non-linear sigma models and chiral perturbation theory [36, 37].

On the other hand, Q_2 is not directly related to the vorticity, and it can be written as

$$Q_2 = \frac{\hbar^2 \kappa}{\sqrt{2} M} \int_{\Gamma} d^2x (\partial_x J^x + \partial_y J^y) = \frac{\hbar^2 \kappa}{\sqrt{2} M} \oint_{\partial\Gamma} \hat{n} \cdot \vec{J} ds , \quad (19)$$

where \vec{n} is the unit outer normal to $\partial\Gamma$.

4 Analytic solutions and fractional vorticity from the BPS equations

In this section, we will present two types of GPE system solutions (13)–(14) and some of their main features.

4.1 1/3– fractional vorticity configuration

By using the BPS equations (13) and (14), we can construct the first analytic solution for the GPE (see Appendix A for details) with fractional vorticity:

$$\begin{aligned} \phi_1(r, \theta) &= \frac{2\sqrt{2} \cos\left(\frac{\theta}{3} + \theta_0\right)}{2\sqrt{2} A r^{\frac{1}{3}} - 3\kappa r} , \\ \phi_2(r, \theta) &= \frac{2\sqrt{2} \sin\left(\frac{\theta}{3} + \theta_0\right)}{2\sqrt{2} A r^{\frac{1}{3}} - 3\kappa r} . \end{aligned} \quad (20)$$

where A and θ_0 are real integration constants.

A few comments are in order. First of all, the solution is defined on an annulus of inner radius R_1 , and outer radius R_2 ($R_1 < R_2$) provided that the integration constant A is chosen in such a way that both $\phi_i(r, \theta)$ defined here above are regular for any $r \in [R_1, R_2]$ (this is always possible).

It is worth emphasizing that in effective field theories (such as the mean-field theory of superfluidity described by the GPE), it is natural to introduce an ultraviolet cutoff a (which represents the radius of the atoms of the superfluid: see [1] and references therein). Thus, in principle, one could take R_1 of order a . Secondly, the above analytic solution of the GPE possesses the following peculiar feature: namely, the phase S does not cover “the full circle” since $S = \frac{\theta}{3} + \gamma$ (γ being a constant) so that when θ goes from 0 to 2π , the variation ΔS of the phase is $\frac{2\pi}{3}$. Thus, the BPS equations (13) and (14) for an annulus-like configuration force the vorticity to be $1/3$. The formation of a configuration with fractional vorticity is a quite remarkable phenomenon that *only requires* the BPS structure disclosed in the present manuscript in the GPE and no further ingredients.

The appearance of fractional vortices and, in general, of configurations with fractional topological charges has been discussed in condensed matter physics (see [38–41] and references therein), in high energy physics (see [42–45] and references therein) since long time ago, and even in laser fields (see for instance [46] and references therein). It is fair to say (as evident from the reference mentioned above) that the simplest ingredients are not enough to achieve configurations with fractional topological charges. Often, either extra fields/interactions are included in the Lagrangian, or fractional topological excitations are not solutions of the classical equations of motion but arise as quantum solutions of the effective Lagrangian. Quite surprisingly, in the present context, *the possibility to have configurations with fractional vorticity arises simply from the BPS system of the GPE, the factor $1/3$ being related to the cubic non-linear term characterizing the GPE itself*. In other words, no extra ingredient is needed in the GPE case, the fraction being fixed by the cubic non-linear interaction appearing in the GPE.

Coming back to the notation $\phi = \rho e^{iS}$, and the polar coordinates (r, θ) , one can show that, when $S = \frac{\theta}{3}$, the second-order GPE reduces to

$$\rho'' + \frac{\rho'}{r} - \frac{\rho}{9r^2} - g_{eff} \rho^3 = 0. \quad (21)$$

The factor $-\frac{1}{9}$ comes from $S = \frac{\theta}{3} + \theta_0$. It is a direct computation to show that the solution of the BPS equation (20) is also a solution of the GPE equation in Eq. (21), whose amplitude profile is

$$\rho(r) = \frac{2\sqrt{2}}{2\sqrt{2} A r^{\frac{1}{3}} - 3\kappa r}, \quad (22)$$

being A an integration constant to be fixed to have $\rho(r)$ positive in the region of interest. To the best of the authors’ knowledge, it is worth emphasizing that (20) is the first analytic solution of the GPE with non-vanishing fractional vorticity and a non-trivial radial profile. Let us stress the important fact that both $\pm\kappa$ correspond to the same GPE (21), as g_{eff} is proportional to κ^2 .

In Figure 1, it is shown the profile of ρ for solution (20) for $A = 1$ and $\kappa = -1$ (note that both κ and A has dimensions of mass in natural units). We can see that such a profile does not depend on θ_0 parameter. Regarding the fields in Eq. (20), Figure 2 shows the level curves for

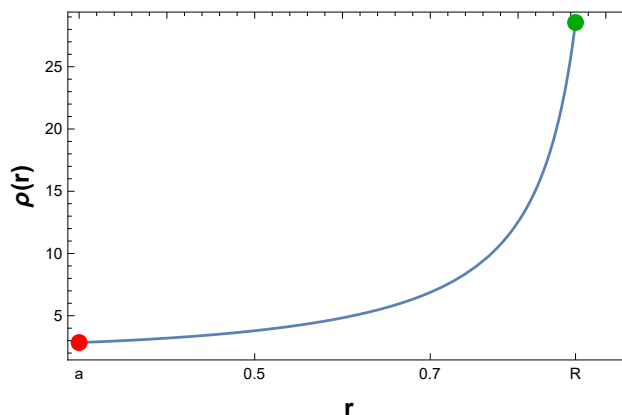
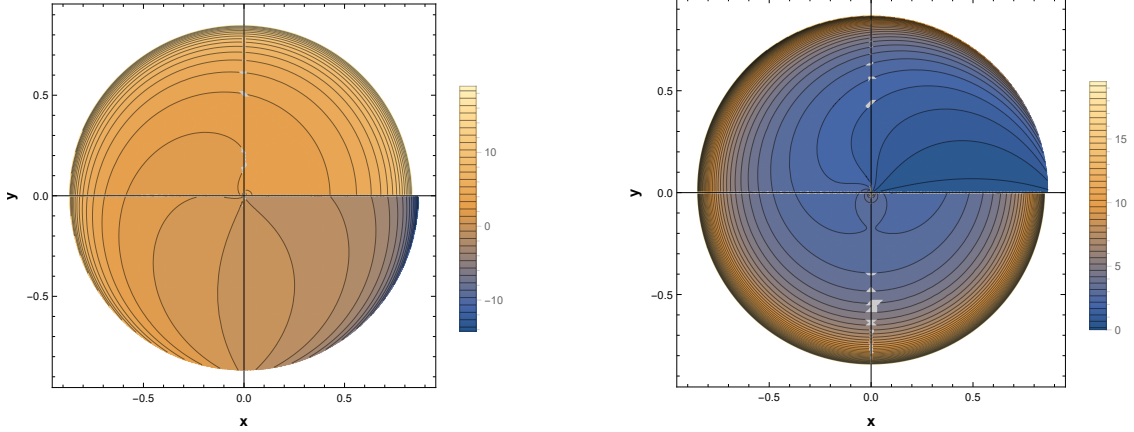


Figure 1: The profile ρ vs. the radial coordinate r for the fractional vorticity solution found with BPS bounds. We took $\kappa = 1$ and $A = 1$, and internal radius $a = 0.3$ (red dot) while the external one is $R \approx 0.91$ (dark-green dot) in arbitrary units.

both of them. There is a branch cut (which can be chosen on the positive x -axis), and this is expected from the argument $\frac{\theta}{3}$ in (20). Hence, it is natural to represent the solution on a Riemann surface as it happens in the cases of defects with angular excess living on surfaces with negative

intrinsic curvature (see [47] and references therein). These kinds of defects are also relevant to use graphene as an effective playground to test important features of quantum field theories in curved spacetimes [48–50]. We hope to come back to this issue in a future publication.



(a) Level curves for ϕ_1 of solution (20). We see a branch cut in the positive x -axis due to the $\frac{\theta}{3}$ angular dependence of ϕ_1 .

(b) Level curves for ϕ_2 of solution (20). We see a branch cut in the positive x -axis due to the $\frac{\theta}{3}$ angular dependence of ϕ_2 .

Figure 2: Level curves for solution (20). We took $\kappa = 1$ and $A = 1$, and internal radius $a = 0.3$ while the external one is $R \approx 0.91$ in arbitrary units.

For the solution defined above, the two boundary terms Q_1 and Q_2 contributing to the topological charge can be computed explicitly. Taking into account Eq. (18) for $S_0 = 0$, in an annulus one gets

$$\begin{aligned} Q_1 &= -\frac{\hbar^2}{M} \int_0^{2\pi} \rho^2 \cos^2 S \partial_\theta S d\theta \\ &= -\frac{(8\pi + 3\sqrt{3}) \hbar^2}{3M(2\sqrt{2}AR^{\frac{1}{3}} - 3\kappa R)^2} + \frac{8\pi + 3\sqrt{3} \hbar^2}{3M(2^{1/3}Aa^{\frac{1}{3}} - 3\kappa a)^2}, \end{aligned} \quad (23)$$

where R is the outer radius, and a is the inner (which could be taken as the size of the condensed atoms of interest). On the other hand, the vorticity is $1/3$ as anticipated.

As far as Q_2 is concerned, one gets at the same annulus

$$Q_2 = \frac{\hbar^2 \kappa}{\sqrt{2} M} \oint_{\partial\Gamma} \hat{n} \cdot \vec{J} ds, \quad (24)$$

where

$$\begin{aligned} J^x &= \frac{\rho^3}{3} \cos(3S - \gamma), \\ J^y &= \frac{\rho^3}{3} \sin(3S - \gamma). \end{aligned}$$

Hence, we have

$$\begin{aligned} \hat{n} \cdot \vec{J} &= \cos \theta J^x + \sin \theta J^y = \frac{\rho^3}{3} (\cos \theta \cos(3S - \gamma) + \sin \theta \sin(3S - \gamma)) \\ &= \frac{\rho^3}{3} \cos(3S - \gamma - \theta) = \frac{\rho^3}{3}. \end{aligned}$$

Therefore, we obtain

$$\begin{aligned} Q_2 &= \frac{32\pi \hbar^2 \kappa}{3M(2\sqrt{2}A - 3\kappa R^{2/3})^3} \\ &\quad - \frac{32\pi \hbar^2 \kappa}{3M(2\sqrt{2}A - 3\kappa a^{2/3})^3}. \end{aligned} \quad (25)$$

One can see that Q_2 is still finite when $a \rightarrow 0$ provided $A \neq 0$. Moreover, when $a \rightarrow 0$ and $R \rightarrow +\infty$, Q_2 approaches to

$$Q_2 = -\frac{16\pi\hbar^2\kappa}{3\sqrt{2}MA^3}. \quad (26)$$

Therefore, Q_2 is inversely proportional to the cube of A if the annulus is extended to the whole xy plane.

4.2 Domain-wall type solutions

Another analytical solution of the GPE can be easily obtained by solving the BPS equations (details are in Appendix A). It takes a simpler form in Cartesian coordinates:

$$\phi_1(x, y) = \frac{\sqrt{2} \cos S_0}{\sqrt{2} A - x \kappa \cos(3S_0 - \gamma) - y \kappa \sin(3S_0 - \gamma)}, \quad (27)$$

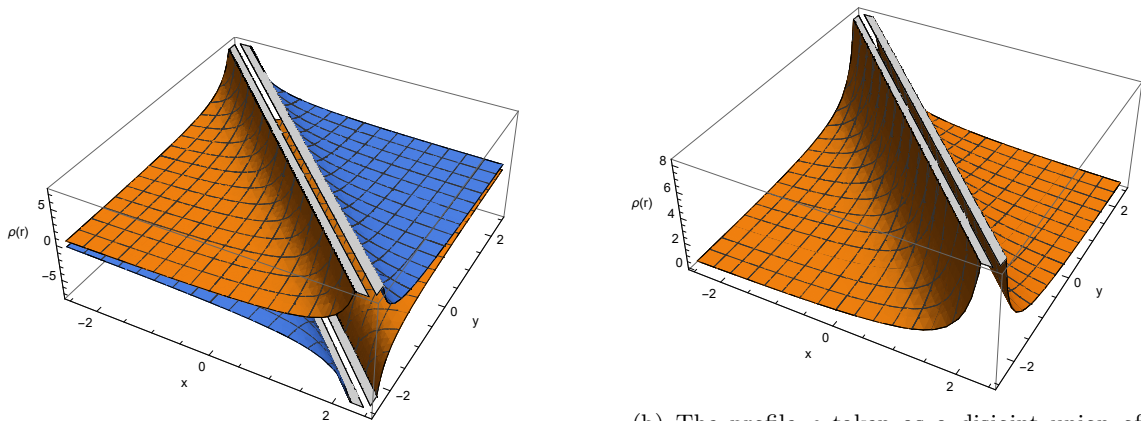
$$\phi_2(x, y) = \frac{\sqrt{2} \sin S_0}{\sqrt{2} A - x \kappa \cos(3S_0 - \gamma) - y \kappa \sin(3S_0 - \gamma)}. \quad (28)$$

where A , S_0 and γ are integration constants. This solution could represent two disjoint regions separated by a wall. It is easy to see that the amplitude diverges when

$$\sqrt{2} A - x \kappa \cos(3S_0 - \gamma) - y \kappa \sin(3S_0 - \gamma) = 0.$$

The divergence appears on a line of slope $-\cot(3S_0 - \gamma)$ and y -intercept at $\frac{\sqrt{2}A}{\kappa \sin(3S_0 - \gamma)}$. Thus, one can assume that the position of the wall is precisely at the location where the amplitude diverges. As usual, a natural cut-off is a (the size of the atoms of the superfluid).

The amplitude profile ρ must be non-negative in order to represent a sensible solution. For instance, we take κ positive, $A = 0$ and $3S_0 - \gamma = \frac{\pi}{4}$, then the physical region is $x + y < 0$. On the other hand, if we take negative κ , the physical region is $x + y > 0$. This piecewise ρ is well-defined except in the line $x + y = 0$. In Figure 3 it is shown the amplitude profile ρ for this kind of solution. It is worth mentioning that this analytic solution has the same behaviour of the numerical soliton solutions of the GPE equation in [51].



(a) The minus sign in the denominator of (27) is represented in blue, while the plus sign is in orange.

(b) The profile ρ taken as a disjoint union of the plus and minus signs to have a non-negative value in the entire plane except in the line $x + y = 0$.

Figure 3: The profile ρ vs. the radial coordinate r for the second solution found with BPS bounds. We took $A = 0$, $\kappa = 1$, and $3S_0 + \gamma = \frac{\pi}{4}$. The profile was taken such that the points closer than $a \approx 0.05$ to the line $x + y = 0$ were excluded.

This solution has vanishing vorticity as the phase is constant. In Figure 4 it is shown the vector plot for \vec{J} . There, it is evident \vec{J} is always perpendicular to the position of the wall (namely, the line $\sqrt{2} A - x \kappa \cos(3S_0 - \gamma) - y \kappa \sin(3S_0 - \gamma) = 0$). Therefore, if we take a region excluding this line of thickness a (in this case ≈ 0.05), both Q_1 and Q_2 vanish:

$$Q_1 = Q_2 = 0. \quad (29)$$

Notice that, in order to compute (29), we took different signs of κ on the two regions $x + y > 0$ and $x + y < 0$ (however, these signs do not enter in the GPE-which depends on κ^2 -and so it is satisfied on both regions).

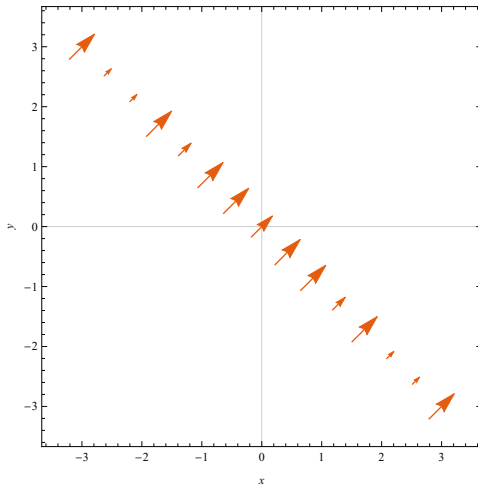


Figure 4: The vector plot of \vec{J} , where it is always perpendicular to the line $\sqrt{2}A - \kappa(x \cos(3S_0 - \gamma) + y \sin(3S_0 - \gamma)) = 0$. In this case, $A = 0$, $\kappa = 1$ and $3S_0 + \gamma = \frac{\pi}{4}$.

5 Amplitude-phase Relation

Besides the construction of the exact solutions of GPE described in the previous sections, the BPS equations allow us to find a closed formula for the amplitude $\rho(r, \theta)$ in terms of the phase $S(r, \theta)$ of the wave function $\Phi(r, \theta)$ *valid for all solutions of the BPS equations*. In other words, the BPS equations reduce the unknown functions of the GPE system from two to just one. Indeed, ρ can be derived in terms of S and its derivatives from the following relation (see Appendix B for details)

$$\Delta S = -\frac{\sqrt{2}\kappa}{3} \rho \left(\cos(3S - \gamma - \theta) \frac{\partial S}{\partial r} + \frac{\sin(3S - \gamma - \theta)}{r} \frac{\partial S}{\partial \theta} \right). \quad (30)$$

One consequence of the above relation is that when S to being a harmonic function (so that $\Delta S \approx 0$) then ρ must also be close to zero: $\rho \approx 0$. This conclusion is physically correct as close to the position of any vortex $S \sim \arctan \frac{y}{x}$ (where the vortex under investigation has been taken as the origin of the coordinates system). Indeed, $\arctan \frac{y}{x}$ is harmonic (excluding the origin itself) so that, close to the origin, ρ must be vanishingly small as expected. However, this conclusion is not valid anymore once $3S - \gamma - \theta = 0$ and $\frac{\partial S}{\partial r} = 0$, and this is why our solutions (20) and (27) are not physically valid at the origin, as ρ does not go to zero when $r \rightarrow 0$. Excluding these cases, once ρ is expressed in terms of S and its derivatives, one can derive a single master equation for S whose solution can represent multi-solitonic configurations. We will revisit the analysis of this master equation in a future publication.

6 Conclusion and Final Remarks

The present manuscript presents a novel BPS bound for the GPE in two spatial dimensions: when such a first-order BPS system is satisfied, the second-order GPE equation is also satisfied. The configurations which saturate the bound may represent configurations with fractional vorticity. Quite remarkably, the energy can be computed exactly in terms of a suitable topological charge. The topological charge is the combination of two boundary terms. One is related to the vorticity, while the second is a novel charge that considers the shapes of the BPS configurations.

The analytic solutions of the GPE found using the BPS system are the first analytic examples of configurations with fractional vorticity and with a non-trivial radial profile defined within an annulus. The BPS system also allows us to derive a closed expression for the amplitude of the wave function in terms of the phase, which is valid for any solution of the BPS system. Such expression is the basis of the analysis of the multi-solitonic configurations. Moreover, the availability of a first-order BPS system allows us to derive relevant exact information on the hydrodynamical behaviour of the superfluid. We will come back to this issue in a future publication.

Acknowledgements

F. C. has been funded by FONDECYT Grants No. 1240048, 1240043 and 1240247. P. P. gladly acknowledge support from Charles University Research Center (UNCE 24/SCI/016).

Appendix A GP solutions with BPS

Let us start by considering the BPS equations given in (13) and (14)

$$\partial_x \phi_1 + \partial_y \phi_2 = \frac{\kappa}{\sqrt{2}} (\phi_1^2 - \phi_2^2), \quad (31)$$

$$\partial_y \phi_1 - \partial_x \phi_2 = \sqrt{2} \kappa \phi_1 \phi_2. \quad (32)$$

One can directly obtain the GPEs from this BPS system by direct computation. However, it is remarkable that the GPEs can be obtained for this more general system

$$\partial_x \phi_1 + \partial_y \phi_2 = \frac{a_1}{2} (\phi_1^2 - \phi_2^2) + a_2 \phi_1 \phi_2, \quad (33)$$

$$\partial_y \phi_1 - \partial_x \phi_2 = a_1 \phi_1 \phi_2 - \frac{a_2}{2} (\phi_1^2 - \phi_2^2). \quad (34)$$

where a_1 and a_2 are two real constants that fulfill the condition

$$a_1^2 + a_2^2 = 2\kappa^2. \quad (35)$$

As can be directly checked, the system (31)–(32) is obtained from (33)–(34) when $a_1 = \sqrt{2}\kappa$ and $a_2 = 0$. The condition (35) can be written through a real parameter γ through

$$a_1 = \sqrt{2}\kappa \cos \gamma, \quad \text{and} \quad a_2 = \sqrt{2}\kappa \sin \gamma. \quad (36)$$

Now, take the fields in the amplitude-phase form (2), i.e.,

$$\begin{aligned} \phi_1(r, \theta) &= \rho(r, \theta) \cos S(r, \theta), \\ \phi_2(r, \theta) &= \rho(r, \theta) \sin S(r, \theta). \end{aligned} \quad (37)$$

where the polar coordinates are

$$\begin{aligned} r &= \sqrt{x^2 + y^2}, \\ \theta &= \arctan\left(\frac{y}{x}\right). \end{aligned} \quad (38)$$

Therefore, the right-hand side of (33) and (34) can be written as

$$\begin{aligned} \frac{a_1}{2} (\phi_1^2 - \phi_2^2) + a_2 \phi_1 \phi_2 &= \frac{\kappa}{\sqrt{2}} \rho^2 (\cos \gamma \cos^2 S - \cos \gamma \sin^2 S + 2 \sin \gamma \cos S \sin S) \\ &= \frac{\kappa}{\sqrt{2}} \rho^2 \cos(2S - \gamma) \\ -\frac{a_2}{2} (\phi_1^2 - \phi_2^2) + a_1 \phi_1 \phi_2 &= \frac{\kappa}{\sqrt{2}} (-\sin \gamma \cos^2 S + \sin \gamma \sin^2 S + 2 \cos \gamma \cos S \sin S) \\ &= \frac{\kappa}{\sqrt{2}} \rho^2 \sin(2S - \gamma) \end{aligned}$$

Using the change of variables formulae, we get for the left-hand side of (33) and (34),

$$\begin{aligned} \frac{\partial \Phi_1}{\partial x} &= \frac{\partial r}{\partial x} \frac{\partial \Phi_1}{\partial r} + \frac{\partial \theta}{\partial x} \frac{\partial \Phi_1}{\partial \theta} = \frac{\partial \rho}{\partial r} \cos \theta \cos S - \rho \frac{\partial S}{\partial r} \cos \theta \sin S - \frac{\partial \rho}{\partial \theta} \frac{\sin \theta \cos S}{r} + \rho \frac{\partial S}{\partial \theta} \frac{\sin \theta \sin S}{r} \\ \frac{\partial \Phi_2}{\partial y} &= \frac{\partial r}{\partial y} \frac{\partial \Phi_2}{\partial r} + \frac{\partial \theta}{\partial y} \frac{\partial \Phi_2}{\partial \theta} = \frac{\partial \rho}{\partial r} \sin \theta \sin S + \rho \frac{\partial S}{\partial r} \sin \theta \cos S + \frac{\partial \rho}{\partial \theta} \frac{\cos \theta \sin S}{r} + \rho \frac{\partial S}{\partial \theta} \frac{\cos \theta \cos S}{r} \\ \frac{\partial \Phi_1}{\partial y} &= \frac{\partial r}{\partial y} \frac{\partial \Phi_1}{\partial r} + \frac{\partial \theta}{\partial y} \frac{\partial \Phi_1}{\partial \theta} = \frac{\partial \rho}{\partial r} \sin \theta \cos S - \rho \frac{\partial S}{\partial r} \sin \theta \sin S + \frac{\partial \rho}{\partial \theta} \frac{\cos \theta \cos S}{r} - \rho \frac{\partial S}{\partial \theta} \frac{\cos \theta \sin S}{r} \\ \frac{\partial \Phi_2}{\partial x} &= \frac{\partial r}{\partial x} \frac{\partial \Phi_2}{\partial r} + \frac{\partial \theta}{\partial x} \frac{\partial \Phi_2}{\partial \theta} = \frac{\partial \rho}{\partial r} \cos \theta \sin S + \rho \frac{\partial S}{\partial r} \cos \theta \cos S - \frac{\partial \rho}{\partial \theta} \frac{\sin \theta \sin S}{r} - \rho \frac{\partial S}{\partial \theta} \frac{\sin \theta \cos S}{r}. \end{aligned}$$

Then, by substituting in (33) and (34),

$$\begin{aligned} \frac{\partial \rho}{\partial r} (\cos \theta \cos S + \sin \theta \sin S) + \rho \frac{\partial S}{\partial r} (-\cos \theta \sin S + \sin \theta \cos S) + \frac{1}{r} \frac{\partial \rho}{\partial \theta} (-\sin \theta \cos S + \cos \theta \sin S) + \\ \frac{\rho}{r} \frac{\partial S}{\partial \theta} (\sin \theta \sin S + \cos \theta \cos S) = \frac{\kappa}{\sqrt{2}} \rho^2 \cos(2S - \gamma), \\ \frac{\partial \rho}{\partial r} (\sin \theta \cos S - \cos \theta \sin S) + \rho \frac{\partial S}{\partial r} (-\sin \theta \sin S - \cos \theta \cos S) + \frac{1}{r} \frac{\partial \rho}{\partial \theta} (\cos \theta \cos S + \sin \theta \sin S) + \\ \frac{\rho}{r} \frac{\partial S}{\partial \theta} (-\cos \theta \sin S + \sin \theta \cos S) = \frac{\kappa}{\sqrt{2}} \rho^2 \sin(2S - \gamma). \end{aligned}$$

Therefore, by using the angle sum formulae for sines and cosines,

$$\begin{aligned} \frac{\partial \rho}{\partial r} \cos(\theta - S) + \rho \frac{\partial S}{\partial r} \sin(\theta - S) - \frac{1}{r} \frac{\partial \rho}{\partial \theta} \sin(\theta - S) + \frac{\rho}{r} \frac{\partial S}{\partial \theta} \cos(\theta - S) = \frac{\kappa}{\sqrt{2}} \rho^2 \cos(2S - \gamma), \\ \frac{\partial \rho}{\partial r} \sin(\theta - S) - \rho \frac{\partial S}{\partial r} \cos(\theta - S) + \frac{1}{r} \frac{\partial \rho}{\partial \theta} \cos(\theta - S) + \frac{\rho}{r} \frac{\partial S}{\partial \theta} \sin(\theta - S) = \frac{\kappa}{\sqrt{2}} \rho^2 \sin(2S - \gamma), \end{aligned}$$

and, by rearranging terms,

$$\begin{aligned} \left[\frac{\partial \rho}{\partial r} + \frac{\rho}{r} \frac{\partial S}{\partial \theta} \right] \cos(\theta - S) + \left[\rho \frac{\partial S}{\partial r} - \frac{1}{r} \frac{\partial \rho}{\partial \theta} \right] \sin(\theta - S) = \frac{\kappa}{\sqrt{2}} \rho^2 \cos(2S - \gamma), \\ \left[\frac{\partial \rho}{\partial r} + \frac{\rho}{r} \frac{\partial S}{\partial \theta} \right] \sin(\theta - S) - \left[\rho \frac{\partial S}{\partial r} - \frac{1}{r} \frac{\partial \rho}{\partial \theta} \right] \cos(\theta - S) = \frac{\kappa}{\sqrt{2}} \rho^2 \sin(2S - \gamma). \end{aligned}$$

Let us define the functions

$$\begin{aligned} \alpha(r, \theta) &\equiv \frac{\partial \rho}{\partial r} + \frac{\rho}{r} \frac{\partial S}{\partial \theta}, \\ \beta(r, \theta) &\equiv \rho \frac{\partial S}{\partial r} - \frac{1}{r} \frac{\partial \rho}{\partial \theta}, \end{aligned}$$

then,

$$\begin{aligned} \alpha \cos(\theta - S) + \beta \sin(\theta - S) &= \frac{\kappa}{\sqrt{2}} \rho^2 \cos(2S - \gamma), \\ \alpha \sin(\theta - S) - \beta \cos(\theta - S) &= \frac{\kappa}{\sqrt{2}} \rho^2 \sin(2S - \gamma). \end{aligned} \tag{39}$$

By defining $\delta = \arctan\left(\frac{\beta}{\alpha}\right)$, along with

$$\begin{aligned} \alpha &= \frac{\kappa}{\sqrt{2}} \rho^2 \cos \delta, \\ \beta &= \frac{\kappa}{\sqrt{2}} \rho^2 \sin \delta, \end{aligned}$$

and performing some algebraic manipulations, we get from (39),

$$\begin{aligned} \alpha^2 + \beta^2 &= \frac{\kappa^2}{2} \rho^4, \\ \tan(\theta - S - \delta) &= \tan(2S - \gamma). \end{aligned}$$

The last equation is possible if $\delta = \theta - 3S + \gamma$. Therefore,

$$\begin{aligned} \alpha &= \frac{\kappa}{\sqrt{2}} \rho^2 \cos(\theta - 3S + \gamma), \\ \beta &= \frac{\kappa}{\sqrt{2}} \rho^2 \sin(\theta - 3S + \gamma), \end{aligned}$$

or,

$$\begin{aligned} \frac{\partial \rho}{\partial r} + \frac{\rho}{r} \frac{\partial S}{\partial \theta} &= \frac{\kappa}{\sqrt{2}} \rho^2 \cos(\theta - 3S + \gamma), \\ \rho \frac{\partial S}{\partial r} - \frac{1}{r} \frac{\partial \rho}{\partial \theta} &= \frac{\kappa}{\sqrt{2}} \rho^2 \sin(\theta - 3S + \gamma), \end{aligned}$$

This equation system is very general. Let us suppose $\frac{\partial S}{\partial r} = 0$.

$$\begin{aligned}\frac{\partial \rho}{\partial r} + \frac{\rho}{r} \frac{\partial S}{\partial \theta} &= \frac{\kappa}{\sqrt{2}} \rho^2 \cos(\theta - 3S + \gamma), \\ -\frac{1}{r} \frac{\partial \rho}{\partial \theta} &= \frac{\kappa}{\sqrt{2}} \rho^2 \sin(\theta - 3S + \gamma),\end{aligned}$$

or,

$$\begin{aligned}-\frac{\partial u}{\partial r} + \frac{u}{r} \frac{\partial S}{\partial \theta} &= \frac{\kappa}{\sqrt{2}} \cos(\theta - 3S + \gamma), \\ \frac{1}{r} \frac{\partial u}{\partial \theta} &= \frac{\kappa}{\sqrt{2}} \sin(\theta - 3S + \gamma),\end{aligned}$$

where we defined $u \equiv \frac{1}{\rho}$.

By deriving the first equation with respect to θ and the second one with respect to r , we get,

$$\begin{aligned}-\frac{\partial^2 u}{\partial \theta \partial r} + \frac{1}{r} \frac{\partial u}{\partial \theta} \frac{\partial S}{\partial \theta} + \frac{u}{r} \frac{\partial^2 S}{\partial \theta^2} &= -(1 - 3 \frac{\partial S}{\partial \theta}) \frac{\kappa}{\sqrt{2}} \sin(\theta - 3S + \gamma), \\ -\frac{1}{r^2} \frac{\partial u}{\partial \theta} + \frac{1}{r} \frac{\partial^2 u}{\partial r \partial \theta} &= 0.\end{aligned}$$

By substituting $\frac{\partial^2 u}{\partial r \partial \theta}$ from the second equation into the first one,

$$\frac{1}{r} \frac{\partial u}{\partial \theta} \left[-1 + \frac{\partial S}{\partial \theta} \right] + \frac{u}{r} \frac{\partial^2 S}{\partial \theta^2} = -(1 - 3 \frac{\partial S}{\partial \theta}) \frac{\kappa}{\sqrt{2}} \sin(\theta - 3S + \gamma),$$

or,

$$\begin{aligned}\frac{\kappa}{\sqrt{2}} \sin(\theta - 3S + \gamma) \left[-1 + \frac{\partial S}{\partial \theta} \right] + \frac{u}{r} \frac{\partial^2 S}{\partial \theta^2} &= -\frac{\kappa}{\sqrt{2}} (1 - 3 \frac{\partial S}{\partial \theta}) \sin(\theta - 3S + \gamma) \\ \Rightarrow \frac{u}{r} \frac{\partial^2 S}{\partial \theta^2} &= \sqrt{2} \kappa \frac{\partial S}{\partial \theta} \sin(\theta - 3S + \gamma).\end{aligned}$$

There are at least two direct ways to fulfil this equation, but there could be more.

A.1 First kind of solution: $\delta = \theta - 3S + \gamma = 0$

If $\theta - 3S + \gamma = 0$, then $S(\theta) = \frac{\theta}{3} + \frac{\gamma}{3}$. So,

$$\begin{aligned}-\frac{\partial u}{\partial r} + \frac{u}{3r} &= \frac{\kappa}{\sqrt{2}}, \\ \frac{1}{r} \frac{\partial u}{\partial \theta} &= 0,\end{aligned}$$

implying u does not depend on θ . Then u should satisfy the ODE

$$-u' + \frac{u}{3r} = \frac{\kappa}{\sqrt{2}}. \quad (40)$$

This is satisfied if $u(r) = u_H(r) + u_P(r)$, where u_H is a solution of the homogeneous equation

$$-u' + \frac{u}{3r} = 0, \quad (41)$$

whose general expression is $u_H(r) = A r^{\frac{1}{3}}$, being A an integration constant. A particular solution could be written as $u_P(r) = B r^q$, where

$$-B q r^{q-1} + \frac{B}{3} r^{q-1} = \frac{\kappa}{\sqrt{2}} \Rightarrow q = 1 \quad \text{and} \quad B = -\frac{3}{2\sqrt{2}} \kappa. \quad (42)$$

Then, $u_P(r) = -\frac{3}{2\sqrt{2}} \kappa r$, and $u(r) = A r^{\frac{1}{3}} - \frac{3}{2\sqrt{2}} \kappa r$, giving us,

$$\rho(r) = \frac{2\sqrt{2}}{2\sqrt{2} A r^{\frac{1}{3}} - 3\kappa r}.$$

Finally, we get the two fields

$$\begin{aligned}\phi_1(r, \theta) &= \frac{2\sqrt{2} \cos\left(\frac{\theta}{3} + \frac{\gamma}{3}\right)}{2\sqrt{2} A r^{\frac{1}{3}} - 3\kappa r}, \\ \phi_2(r, \theta) &= \frac{2\sqrt{2} \sin\left(\frac{\theta}{3} + \frac{\gamma}{3}\right)}{2\sqrt{2} A r^{\frac{1}{3}} - 3\kappa r}.\end{aligned}$$

By redefining the parameter $\theta_0 = \frac{\gamma}{3}$ we obtain the solution

$$\begin{aligned}\phi_1(r, \theta) &= \frac{2\sqrt{2} \cos\left(\frac{\theta}{3} + \theta_0\right)}{2\sqrt{2} A r^{\frac{1}{3}} - 3\kappa r}, \\ \phi_2(r, \theta) &= \frac{2\sqrt{2} \sin\left(\frac{\theta}{3} + \theta_0\right)}{2\sqrt{2} A r^{\frac{1}{3}} - 3\kappa r}.\end{aligned}$$

Take into account that this solution could diverge, apart from the origin, when $\sqrt{2} A r^{\frac{1}{3}} - 3\kappa r = 0$.

A.2 Second kind of solution: $\frac{\partial S}{\partial \theta} = 0$

If $\frac{\partial S}{\partial \theta} = 0$, then $S(\theta) = S_0$. Therefore,

$$\begin{aligned}-\frac{\partial u}{\partial r} &= \frac{\kappa}{\sqrt{2}} \cos(\theta - 3S_0 + \gamma), \\ \frac{1}{r} \frac{\partial u}{\partial \theta} &= \frac{\kappa}{\sqrt{2}} \sin(\theta - 3S_0 + \gamma),\end{aligned}$$

The second equation suggests that

$$u(r, \theta) = -\frac{\kappa}{\sqrt{2}} r \cos(\theta - 3S_0 + \gamma) + u_0(r),$$

where $u_0(r)$ only depends on r . By substituting this into the first equation, we get

$$-u'_0 = 0 \quad \Rightarrow \quad u_0 = A, \quad \text{where } A \text{ is an integration constant.}$$

Therefore,

$$u(r, \theta) = -\frac{\kappa}{\sqrt{2}} r \cos(\theta - 3S_0 + \gamma) + A,$$

and,

$$\rho(r, \theta) = \frac{\sqrt{2}}{\sqrt{2} A - \kappa r \cos(\theta - 3S_0 + \gamma)}.$$

Finally, we get the two fields

$$\begin{aligned}\phi_1(r, \theta) &= \frac{\sqrt{2} \cos S_0}{\sqrt{2} A - \kappa r \cos(\theta - 3S_0 + \gamma)}, \\ \phi_2(r, \theta) &= \frac{\sqrt{2} \sin S_0}{\sqrt{2} A - \kappa r \cos(\theta - 3S_0 + \gamma)}.\end{aligned}$$

By coming back to Cartesian coordinates,

$$\begin{aligned}\phi_1(x, y) &= \frac{\sqrt{2} \cos S_0}{\sqrt{2} A - \kappa (x \cos(3S_0 - \gamma) + y \sin(3S_0 - \gamma))}, \\ \phi_2(x, y) &= \frac{\sqrt{2} \sin S_0}{\sqrt{2} A - \kappa (x \cos(3S_0 - \gamma) + y \sin(3S_0 - \gamma))}.\end{aligned}$$

Appendix B Deduction of an amplitude-phase relation for BPS solutions

Here, we will show that a solution of the BPS equation does not have a totally independent amplitude ρ and phase S .

Suppose ϕ_1 and ϕ_2 are two solutions of BPS equations (33)–(34), and we know the phase function $S(r, \theta)$. By using the same trigonometric formulae below equation (38), we get then,

$$\begin{aligned} \left(\frac{\partial \rho}{\partial x} + \rho \frac{\partial S}{\partial y}\right) \cos S + \left(\frac{\partial \rho}{\partial y} - \rho \frac{\partial S}{\partial x}\right) \sin S &= \frac{\kappa}{\sqrt{2}} \rho^2 \cos(2S - \gamma), \\ \left(\frac{\partial \rho}{\partial y} - \rho \frac{\partial S}{\partial x}\right) \cos S - \left(\frac{\partial \rho}{\partial x} + \rho \frac{\partial S}{\partial y}\right) \sin S &= \frac{\kappa}{\sqrt{2}} \rho^2 \sin(2S - \gamma). \end{aligned}$$

By changing the variable $u = \frac{1}{\rho}$, these equations are

$$\begin{aligned} \left(-\frac{\partial u}{\partial x} + u \frac{\partial S}{\partial y}\right) \cos S + \left(-\frac{\partial u}{\partial y} - u \frac{\partial S}{\partial x}\right) \sin S &= \frac{\kappa}{\sqrt{2}} \cos(2S - \gamma), \\ \left(-\frac{\partial u}{\partial y} - u \frac{\partial S}{\partial x}\right) \cos S - \left(-\frac{\partial u}{\partial x} + u \frac{\partial S}{\partial y}\right) \sin S &= \sqrt{2} \kappa \sin(2S - \gamma). \end{aligned}$$

As we know the function $S(x, y)$, these two equations must be satisfied by the only unknown function $u(x, y)$, implying some constraints. Let us write

$$A_1 \frac{\partial u}{\partial x} + B_1 \frac{\partial u}{\partial y} + C_1 u = F_1, \quad (43)$$

$$A_2 \frac{\partial u}{\partial x} + B_2 \frac{\partial u}{\partial y} + C_2 u = F_2, \quad (44)$$

$$(45)$$

where

$$\begin{aligned} A_1 = -\cos S, \quad B_1 = -\sin S, \quad C_1 = \frac{\partial S}{\partial y} \cos S - \frac{\partial S}{\partial x} \sin S, \quad F_1 = \sqrt{2} \kappa \cos(2S - \gamma), \\ A_2 = \sin S, \quad B_2 = -\cos S, \quad C_2 = -\frac{\partial S}{\partial x} \cos S - \frac{\partial S}{\partial y} \sin S, \quad F_2 = \sqrt{2} \kappa \sin(2S - \gamma), \end{aligned}$$

By dividing the first equation by A_1 and the second by A_2 , we get,

$$\begin{aligned} \frac{\partial u}{\partial x} + \tilde{B}_1 \frac{\partial u}{\partial y} + \tilde{C}_1 u &= \tilde{F}_1, \\ \frac{\partial u}{\partial x} + \tilde{B}_2 \frac{\partial u}{\partial y} + \tilde{C}_2 u &= \tilde{F}_2, \end{aligned}$$

and, by subtracting the first to the second,

$$(\tilde{B}_2 - \tilde{B}_1) \frac{\partial u}{\partial y} + (\tilde{C}_2 - \tilde{C}_1) u = \tilde{F}_2 - \tilde{F}_1.$$

It can be shown

$$\begin{aligned} \tilde{B}_2 - \tilde{B}_1 &= -\cot S - \tan S, \\ \tilde{C}_2 - \tilde{C}_1 &= -\frac{\partial S}{\partial x} (\tan S + \cot S), \\ \tilde{F}_2 - \tilde{F}_1 &= \sqrt{2} \kappa \left(\frac{\cos(2S - \gamma)}{\cos S} + \frac{\sin(2S - \gamma)}{\sin S} \right). \end{aligned}$$

Therefore,

$$\frac{\partial u}{\partial y} - A(x, y) u = B(x, y). \quad (46)$$

where we defined the functions

$$\begin{aligned} A(x, y) &\equiv -\frac{\partial S}{\partial x}, \\ B(x, y) &\equiv -\sqrt{2} \kappa \sin(3S - \gamma). \end{aligned}$$

The formal solution for equation (46) is

$$u(x, y) = e^{\int_{y_0}^y A(x, y') dy'} \left[\alpha(x) + \int_{y_0}^y e^{-\int_{y_0}^{y'} A(x, y'') dy''} B(x, y') dy' \right], \quad (47)$$

where α is a function only on x .

Now, let us come back to equation (43), but this time, we divide the first equation by B_1 and the second by B_2 ,

$$\begin{aligned} \tilde{A}_1 \frac{\partial u}{\partial x} + \frac{\partial u}{\partial y} + \tilde{C}_1 u &= \tilde{F}_1, \\ \tilde{A}_2 \frac{\partial u}{\partial x} + \frac{\partial u}{\partial y} + \tilde{C}_2 u &= \tilde{F}_2, \end{aligned}$$

and, by subtracting the first to the second,

$$(\tilde{A}_2 - \tilde{A}_1) \frac{\partial u}{\partial x} + (\tilde{C}_2 - \tilde{C}_1) u = \tilde{F}_2 - \tilde{F}_1.$$

It can be shown

$$\begin{aligned} \tilde{A}_2 - \tilde{A}_1 &= -\cot S - \tan S, \\ \tilde{C}_2 - \tilde{C}_1 &= \frac{\partial S}{\partial y} (\cot S + \tan S), \\ \tilde{F}_2 - \tilde{F}_1 &= \sqrt{2} \kappa \left(\frac{\cos(2S - \gamma)}{\sin S} - \frac{\sin(2S - \gamma)}{\cos S} \right). \end{aligned}$$

Therefore,

$$\frac{\partial u}{\partial x} - C(x, y) u = D(x, y). \quad (48)$$

where we defined the functions

$$\begin{aligned} C(x, y) &\equiv \frac{\partial S}{\partial y}, \\ D(x, y) &\equiv -\sqrt{2} \kappa \cos(3S - \gamma). \end{aligned}$$

The formal solution for equation (48) is

$$u(x, y) = e^{\int_{x_0}^x C(x', y) dx'} \left[\beta(y) + \int_{x_0}^x e^{-\int_{x_0}^{x'} C(x'', y) dx''} D(x', y) dx' \right], \quad (49)$$

where β is a function only on y .

Thus, functions (47) and (49) should be the same.

We can derivate the equation (46) with respect to x and the equation (48) with respect to y and subtracting,

$$\begin{aligned} 0 &= \frac{\partial u}{\partial y \partial x} - \frac{\partial u}{\partial x \partial y} = \frac{\partial u}{\partial x} A + u \frac{\partial A}{\partial x} + \frac{\partial B}{\partial x} - \frac{\partial u}{\partial y} C - u \frac{\partial C}{\partial y} - \frac{\partial D}{\partial y} \\ &= u \left(\frac{\partial A}{\partial x} - \frac{\partial C}{\partial y} \right) + AD - BC + \frac{\partial B}{\partial x} - \frac{\partial D}{\partial y}. \end{aligned}$$

in the last equality, we again used equations (46) and (48). That means,

$$0 = -u \left(\frac{\partial^2 S}{\partial x^2} + \frac{\partial^2 S}{\partial y^2} \right) - \frac{\sqrt{2} \kappa}{3} \left(\frac{\partial \cos(3S - \gamma)}{\partial y} - \frac{\partial \sin(3S - \gamma)}{\partial x} \right),$$

or, by going to the polar coordinates,

$$\Delta S = -\frac{\sqrt{2} \kappa}{3} \rho \left(\cos(3S - \gamma - \theta) \frac{\partial S}{\partial r} + \frac{\sin(3S - \gamma - \theta)}{r} \frac{\partial S}{\partial \theta} \right). \quad (50)$$

It is reassuring that the two solutions found in Appendix A fulfil the condition (50).

References

- [1] L. Pitaevskii and S. Stringari, *Bose-Einstein Condensation and Superfluidity*. International Series of Monographs on Physics. OUP Oxford, 2016.
<https://books.google.cl/books?id=yHByCwAAQBAJ>.
- [2] C. Barenghi and N. Parker, *A Primer on Quantum Fluids*. SpringerBriefs in Physics. Springer International Publishing, 2016.
<https://books.google.cl/books?id=qi3RDAAAQBAJ>.
- [3] F. Dalfovo, S. Giorgini, L. P. Pitaevskii, and S. Stringari, “Theory of Bose-Einstein condensation in trapped gases,” *Rev. Mod. Phys.* **71** (1999) 463–512, [arXiv:cond-mat/9806038](https://arxiv.org/abs/cond-mat/9806038).
- [4] E. A. Cornell and C. E. Wieman, “Nobel Lecture: Bose-Einstein condensation in a dilute gas, the first 70 years and some recent experiments,” *Rev. Mod. Phys.* **74** (2002) 875–893.
- [5] W. Ketterle, “Nobel lecture: When atoms behave as waves: Bose-Einstein condensation and the atom laser,” *Rev. Mod. Phys.* **74** (2002) 1131–1151.
- [6] D. M. Stamper-Kurn and M. Ueda, “Spinor Bose gases: Symmetries, magnetism, and quantum dynamics,” *Rev. Mod. Phys.* **85** (Jul, 2013) 1191–1244.
<https://link.aps.org/doi/10.1103/RevModPhys.85.1191>.
- [7] K. Kasamatsu, M. Tsubota, and M. Ueda, “Vortices in multicomponent Bose–Einstein condensates,” *International Journal of Modern Physics B* **19** no. 11, (Apr., 2005) 1835–1904.
<http://dx.doi.org/10.1142/S0217979205029602>.
- [8] P. Mason and A. Aftalion, “Classification of the ground states and topological defects in a rotating two-component Bose-Einstein condensate,” *Phys. Rev. A* **84** (Sep, 2011) 033611.
<https://link.aps.org/doi/10.1103/PhysRevA.84.033611>.
- [9] A. Leggett, *Quantum Liquids: Bose condensation and Cooper pairing in condensed-matter systems*. Oxford Graduate Texts. OUP Oxford, 2006.
<https://books.google.cl/books?id=HnLPAAwAAQBAJ>.
- [10] A. Schmitt, *Introduction to Superfluidity: Field-theoretical Approach and Applications*. Lecture Notes in Physics. Springer International Publishing, 2014.
<https://books.google.cl/books?id=vtQ1BAAAQBAJ>.
- [11] C. Pethick and H. Smith, *Bose–Einstein Condensation in Dilute Gases*. Cambridge University Press, 2008. <https://books.google.cl/books?id=G8kgAwAAQBAJ>.
- [12] C. Barenghi, R. Donnelly, and W. Vinen, *Quantized Vortex Dynamics and Superfluid Turbulence*. Lecture Notes in Physics. Springer Berlin Heidelberg, 2001.
https://books.google.cl/books?id=GBIgF9X56_oC.
- [13] M. Boninsegni and N. V. Prokof’ev, “Colloquium: Supersolids: What and where are they?” *Rev. Mod. Phys.* **84** (May, 2012) 759–776.
<https://link.aps.org/doi/10.1103/RevModPhys.84.759>.
- [14] S. Balibar, “The enigma of supersolidity,” *Nature* **464** no. 7286, (Mar, 2010) 176–182.
<https://doi.org/10.1038/nature08913>.
- [15] N. Prokof’ev, “What makes a crystal supersolid?” *Advances in Physics* **56** no. 2, (2007) 381–402, <https://doi.org/10.1080/00018730601183025>.
<https://doi.org/10.1080/00018730601183025>.
- [16] V. I. Yukalov, “Saga of Superfluid Solids,” *Physics* **2** no. 1, (2020) 49–66.
<https://www.mdpi.com/2624-8174/2/1/6>.
- [17] L. Tanzi, E. Lucioni, F. Famà, J. Catani, A. Fioretti, C. Gabbanini, R. N. Bisset, L. Santos, and G. Modugno, “Observation of a Dipolar Quantum Gas with Metastable Supersolid Properties,” *Phys. Rev. Lett.* **122** (Apr, 2019) 130405.
<https://link.aps.org/doi/10.1103/PhysRevLett.122.130405>.

- [18] F. Böttcher, J.-N. Schmidt, M. Wenzel, J. Hertkorn, M. Guo, T. Langen, and T. Pfau, “Transient Supersolid Properties in an Array of Dipolar Quantum Droplets,” *Phys. Rev. X* **9** (Mar, 2019) 011051. <https://link.aps.org/doi/10.1103/PhysRevX.9.011051>.
- [19] L. Chomaz, D. Petter, *et al.*, “Long-Lived and Transient Supersolid Behaviors in Dipolar Quantum Gases,” *Phys. Rev. X* **9** (Apr, 2019) 021012. <https://link.aps.org/doi/10.1103/PhysRevX.9.021012>.
- [20] T. Bland, E. Poli, C. Politi, L. Klaus, M. A. Norcia, F. Ferlaino, L. Santos, and R. N. Bisset, “Two-Dimensional Supersolid Formation in Dipolar Condensates,” *Phys. Rev. Lett.* **128** (May, 2022) 195302. <https://link.aps.org/doi/10.1103/PhysRevLett.128.195302>.
- [21] M. Sohmen, C. Politi, L. Klaus, L. Chomaz, M. J. Mark, M. A. Norcia, and F. Ferlaino, “Birth, Life, and Death of a Dipolar Supersolid,” *Phys. Rev. Lett.* **126** (Jun, 2021) 233401. <https://link.aps.org/doi/10.1103/PhysRevLett.126.233401>.
- [22] L. Tanzi, S. M. Rocuzzo, E. Lucioni, F. Famà, A. Fioretti, C. Gabbanini, G. Modugno, A. Recati, and S. Stringari, “Supersolid symmetry breaking from compressional oscillations in a dipolar quantum gas,” *Nature* **574** no. 7778, (Oct, 2019) 382–385. <https://doi.org/10.1038/s41586-019-1568-6>.
- [23] Z.-H. Luo, W. Pang, B. Liu, Y.-Y. Li, and B. A. Malomed, “A new form of liquid matter: Quantum droplets,” *Frontiers of Physics* **16** no. 3, (Dec, 2020) 32201. <https://doi.org/10.1007/s11467-020-1020-2>.
- [24] M. Guo and T. Pfau, “A new state of matter of quantum droplets,” *Frontiers of Physics* **16** no. 3, (Dec, 2020) 32202. <https://doi.org/10.1007/s11467-020-1035-8>.
- [25] F. Böttcher, J.-N. Schmidt, J. Hertkorn, K. S. H. Ng, S. D. Graham, M. Guo, T. Langen, and T. Pfau, “New states of matter with fine-tuned interactions: quantum droplets and dipolar supersolids,” *Reports on Progress in Physics* **84** no. 1, (Dec, 2020) 012403. <https://dx.doi.org/10.1088/1361-6633/abc9ab>.
- [26] T. D. Lee, K. Huang, and C. N. Yang, “Eigenvalues and Eigenfunctions of a Bose System of Hard Spheres and Its Low-Temperature Properties,” *Phys. Rev.* **106** (Jun, 1957) 1135–1145. <https://link.aps.org/doi/10.1103/PhysRev.106.1135>.
- [27] D. S. Petrov, “Quantum Mechanical Stabilization of a Collapsing Bose-Bose Mixture,” *Phys. Rev. Lett.* **115** (Oct, 2015) 155302. <https://link.aps.org/doi/10.1103/PhysRevLett.115.155302>.
- [28] S. Gautam and S. K. Adhikari, “Self-trapped quantum balls in binary Bose–Einstein condensates,” *Journal of Physics B: Atomic, Molecular and Optical Physics* **52** no. 5, (Feb, 2019) 055302. <https://dx.doi.org/10.1088/1361-6455/aafb92>.
- [29] D. T. Son and M. A. Stephanov, “QCD at Finite Isospin Density,” *Phys. Rev. Lett.* **86** (Jan, 2001) 592–595. <https://link.aps.org/doi/10.1103/PhysRevLett.86.592>.
- [30] Brandt, Bastian B., Endrődi, Gergely, and Schmalzbauer, Sebastian, “QCD at finite isospin chemical potential,” *EPJ Web Conf.* **175** (2018) 07020. <https://doi.org/10.1051/epjconf/201817507020>.
- [31] N. Manton, “A remark on the scattering of BPS monopoles,” *Physics Letters B* **110** no. 1, (1982) 54–56. <https://www.sciencedirect.com/science/article/pii/0370269382909509>.
- [32] G. Gibbons and N. Manton, “The moduli space metric for well-separated BPS monopoles,” *Physics Letters B* **356** no. 1, (1995) 32–38. <https://www.sciencedirect.com/science/article/pii/037026939500813Z>.
- [33] N. S. Manton and S. M. Nasir, “Volume of Vortex Moduli Spaces,” *Communications in Mathematical Physics* **199** no. 3, (Jan, 1999) 591–604. <https://doi.org/10.1007/s002200050513>.
- [34] G. W. Gibbons and N. S. Manton, “The Moduli space metric for well separated BPS monopoles,” *Phys. Lett. B* **356** (1995) 32–38, [arXiv:hep-th/9506052](https://arxiv.org/abs/hep-th/9506052).

- [35] E. J. Weinberg, *Classical Solutions in Quantum Field Theory: Solitons and Instantons in High Energy Physics*. Cambridge Monographs on Mathematical Physics. Cambridge University Press, 2012.
- [36] F. Canfora, “Magnetized Baryonic layer and a novel BPS bound in the gauged-non-linear-sigma-model-Maxwell theory in (3+1)-dimensions through Hamilton-Jacobi equation,” *Journal of High Energy Physics* **2023** no. 11, (Nov, 2023) 7. [https://doi.org/10.1007/JHEP11\(2023\)007](https://doi.org/10.1007/JHEP11(2023)007).
- [37] F. Canfora, M. Lagos, and A. Vera, “Superconducting multi-vortices and a novel BPS bound in chiral perturbation theory,” *Journal of High Energy Physics* **2024** no. 10, (Oct, 2024) 224. [https://doi.org/10.1007/JHEP10\(2024\)224](https://doi.org/10.1007/JHEP10(2024)224).
- [38] E. Babaev, “Vortices with Fractional Flux in Two-Gap Superconductors and in Extended Faddeev Model,” *Phys. Rev. Lett.* **89** (Jul, 2002) 067001. <https://link.aps.org/doi/10.1103/PhysRevLett.89.067001>.
- [39] E. Goldobin, D. Koelle, and R. Kleiner, “Ground states of one and two fractional vortices in long Josephson $0-\kappa$ junctions,” *Phys. Rev. B* **70** (Nov, 2004) 174519. <https://link.aps.org/doi/10.1103/PhysRevB.70.174519>.
- [40] Y. Iguchi, R. A. Shi, K. Kihou, C.-H. Lee, M. Barkman, A. L. Benfenati, V. Grinenko, E. Babaev, and K. A. Moler, “Superconducting vortices carrying a temperature-dependent fraction of the flux quantum,” *Science* **380** no. 6651, (2023) 1244–1247, <https://www.science.org/doi/pdf/10.1126/science.abp9979>.
- [41] L. Radzihovsky and A. Vishwanath, “Quantum Liquid Crystals in an Imbalanced Fermi Gas: Fluctuations and Fractional Vortices in Larkin-Ovchinnikov States,” *Phys. Rev. Lett.* **103** (Jul, 2009) 010404. <https://link.aps.org/doi/10.1103/PhysRevLett.103.010404>.
- [42] V. A. Fateev, I. V. Frolov, and A. S. Shvarts, “Quantum Fluctuations of Instantons in the Nonlinear Sigma Model,” *Nucl. Phys. B* **154** (1979) 1–20.
- [43] G. Hooft, “Some twisted self-dual solutions for the Yang-Mills equations on a hypertorus,” *Communications in Mathematical Physics* **81** no. 2, (Jun, 1981) 267–275. <https://doi.org/10.1007/BF01208900>.
- [44] J. M. Cornwall and G. Tiktopoulos, “Three-dimensional gauge configurations and their properties in QCD,” *Physics Letters B* **181** no. 3, (1986) 353–358. <https://www.sciencedirect.com/science/article/pii/0370269386900626>.
- [45] V. P. Nair and R. D. Pisarski, “Fractional topological charge in $SU(N)$ gauge theories without dynamical quarks,” *Phys. Rev. D* **108** (Oct, 2023) 074007. <https://link.aps.org/doi/10.1103/PhysRevD.108.074007>.
- [46] H. Zhang, J. Zeng, X. Lu, Z. Wang, C. Zhao, and Y. Cai, “Review on fractional vortex beam,” *Nanophotonics* **11** no. 2, (2022) 241–273. <https://doi.org/10.1515/nanoph-2021-0616>.
- [47] H. Kleinert, *Gauge fields in condensed matter. Vol. 2: Stresses and defects. Differential geometry, crystal melting*. 1989.
- [48] A. Iorio and G. Lambiase, “Quantum field theory in curved graphene spacetimes, Lobachevsky geometry, Weyl symmetry, Hawking effect, and all that,” *Phys. Rev.* **D90** no. 2, (2014) 025006, [arXiv:1308.0265](https://arxiv.org/abs/1308.0265) [hep-th].
- [49] A. Iorio, “Curved Spacetimes and Curved Graphene: a status report of the Weyl-symmetry approach,” *Int. J. Mod. Phys.* **D24** no. 05, (2015) 1530013, [arXiv:1412.4554](https://arxiv.org/abs/1412.4554) [hep-th].
- [50] A. Iorio and P. Pais, “(Anti-)de Sitter, Poincaré, Super symmetries, and the two Dirac points of graphene,” *Annals of Physics* **398** (2018) 265 – 286. <http://www.sciencedirect.com/science/article/pii/S0003491618302495>.
- [51] J. Geiser and A. Nasari, “Comparison of Splitting Methods for Deterministic/Stochastic Gross-Pitaevskii Equation,” *Mathematical and Computational Applications* **24** no. 3, (2019) . <https://www.mdpi.com/2297-8747/24/3/76>.