

Feasibility of short blocklength Reed-Muller codes for coset coding over real environment

Md Munibun Billah, Tyler Sweat, Willie K. Harrison

Department of Electrical and Computer Engineering, Brigham Young University, Provo, Utah, USA

Email: billahm@byu.edu, tysweat0@gmail.com, willie.harrison@byu.edu

Abstract—In this paper, we investigate the application of Reed-Muller (RM) codes for Physical-layer-security in a real world wiretap channel scenario. Utilizing software-defined radios (SDRs) in a real indoor environment, we implement a coset coding scheme that leverages the hierarchical structure of RM codes to secure data transmission. The generator matrix of the RM code is used to partition codewords into cosets in the usual way, where each message corresponds to a unique coset, and auxiliary bits select specific codewords within each coset. This approach enables the legitimate receiver (Bob) can decode the transmitted message with minimal bit error rate (BER), while an eavesdropper (Eve) experiences a high BER, thus protecting the confidentiality of the communication. Mutual Information Neural Estimation (MINE) is employed to quantify the information leakage and validate the effectiveness of the scheme. Experimental results indicate that RM codes can achieve robust security even in practical environments affected by real-world channel impairments. These findings demonstrate the potential of RM codes as an efficient solution for physical-layer security, particularly for applications that require low latency and short blocklengths.

Index Terms—Physical-layer security, Reed-Muller codes, mutual information, software-defined radio, wiretap codes.

I. Introduction

Physical-layer security has garnered significant attention as a method for ensuring secure communication in the presence of potential eavesdroppers. This approach leverages the inherent characteristics of communication channels for adding security measure, rather than relying solely on traditional cryptographic techniques. The wiretap channel model, first introduced by Wyner in 1975, provides a theoretical foundation for this type of security by examining how information can be securely transmitted even when an adversary has access to the communication channel. In Wyner's model, a legitimate receiver (Bob) and an eavesdropper (Eve) receive different versions of the transmitted signal due to the varying conditions of the communication channels, and secrecy is achieved when the main channel (Alice to Bob) is more reliable than the wiretap channel (Alice to Eve).

This work explores the practical application of wiretap codes, particularly Reed-Muller codes, in achieving Physical-layer security. By implementing these codes on software-defined radios (SDRs), we assess the performance of small blocklength wiretap codes under real world conditions. Specifically, we evaluate the bit error rate (BER) for both coded and uncoded transmissions across varying distances between the transmitter and the eavesdropper, demonstrating regions where the legitimate receiver gains a secrecy advantage. Furthermore,

we employ Mutual Information Neural Estimation (MINE) to calculate the leakage rate and analyze the effectiveness of the wiretap coding scheme in a controlled indoor environment.

Mutual information is a crucial measure in information theory that quantifies the amount of information one random variable contains about another. Several techniques have been developed to calculate MI, each with its own advantages and applications. Analytical calculation is possible when the joint probability distribution is known, allowing MI to be computed directly using integrals or sums, as described by [1]. However, in practical scenarios where distributions are unknown, empirical estimation is often used, which involves discretizing continuous variables into bins and estimating probabilities from data [2]. Although simple, this method can suffer from bias due to bin size selection. Kernel Density Estimation (KDE) offers a non-parametric approach, estimating the probability density functions from data using smooth kernels, which is particularly effective for continuous variables but requires careful selection of kernel parameters [3]. The K-nearest neighbors (K-NN) method, another non-parametric technique, estimates local densities based on distances to the nearest neighbors, making it useful for high-dimensional data, though it can be computationally intensive [2]. More recently, Mutual Information Neural Estimation (MINE) has been introduced, leveraging deep learning to estimate MI by optimizing neural networks that bound the MI from below [4]. MINE is especially powerful for high-dimensional and complex distributions, though it requires careful tuning of the neural network architecture. Lastly, Maximum Likelihood Estimation (MLE) is used in parametric models to estimate the joint distribution parameters that maximize the likelihood of observed data, providing an MI calculation based on the estimated parameters [5]. Each method has strengths and is chosen based on the application's requirements, balancing accuracy, computational cost, and the complexity of the data.

This paper investigate the feasibility of Coset based wiretap coding using Reed-Muller codes in real world environment. Transmitting data using software defined radios (SDRs), this study evaluates coset based codes capability to provide physical-layer security using deep learning based mutual information calculation. The remainder of this paper is organized as follows. Section II discusses the theoretical background, including the wiretap channel model and the Reed-Muller code used in our experiments. Section III details the experimental setup, including the environment, procedure, and the SDR

configurations. Section IV presents the results, including BER performance, mutual information analysis, and a heatmap of results from the collected data. Finally, Section V concludes the paper with a discussion of the findings and future directions for research.

II. Wiretap Code

The wiretap channel was introduced by Wyner in his seminal paper [6] and a version of it is shown in Figure 1. Here Alice is sending a confidential message M to Bob by encoding it to X^n and transmitting it over the main channel. Bob sees the main channel output Y^n and estimates the confidential message \hat{M} . There is an eavesdropper Eve who also receives a version of the transmission Z^n over the wiretap channel. Here all the capital letters denote random variables and lowercase letters are the realization of corresponding random variables. It is assumed that Eve has perfect knowledge of the encoder and decoder employed by Alice and Bob. One of the consequences of Wyner's result is that to achieve secrecy the wiretap channel has to be noisier than the main channel [7].

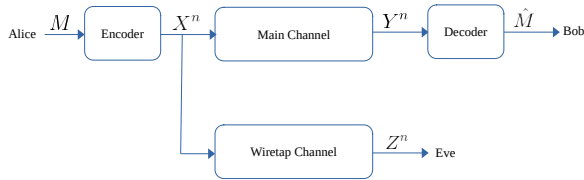


Fig. 1. The wiretap channel.

A. Secrecy Metric

To maintain an information-theoretic security argument, secrecy is measured by the mutual information between confidential message M and wiretap channel output Z^n , given by $I(M; Z^n)$.

Several criteria of information theoretic secrecy have been defined in the literature, notable among them are strong secrecy [8] and weak secrecy [6]. Strong secrecy is achieved when

$$\lim_{n \rightarrow \infty} I(M; Z^n) = 0, \quad (1)$$

and weak secrecy is achieved when

$$\lim_{n \rightarrow \infty} \frac{1}{n} I(M; Z^n) = 0. \quad (2)$$

Both of these definitions require some sense of statistical independence between M and Z^n as n approaches infinity and a means to calculate the information leakage $I(M; Z^n)$. Weak secrecy requires that $I(M; Z^n)$ grows sublinearly with n , and strong secrecy requires the total information to go to zero with n approaching infinity. While strong secrecy is preferred, weak secrecy is easier to achieve.

B. Different Wiretap Coding

Various coding strategies have been developed to enhance security in wiretap channels by limiting information leakage to an eavesdropper [9]. Polar codes, introduced by Arıkan, are another powerful option for wiretap channels, achieving secrecy capacity in degraded wiretap settings by leveraging channel polarization. Polar codes enhance equivocation by assigning ‘‘frozen’’ bits to channels weak from the eavesdropper’s perspective, thus limiting Eve’s ability to decode the transmitted message. Known for their low-complexity encoding and decoding, polar codes efficiently approach secrecy capacity in binary-input wiretap channels [10]. Low-Density Parity-Check (LDPC) codes have also been applied to wiretap channels due to their strong error-correcting capabilities and design flexibility. By adjusting degree distributions and puncturing strategies, LDPC codes can reduce the eavesdropper’s decoding success while ensuring reliable decoding for legitimate receivers, effectively balancing error correction and security needs [11]. In [12], introduces an approach to enhance LDPC codes for wiretap channels by injecting artificial noise, effectively reducing information leakage to the eavesdropper in Gaussian channels. Finally, lattice codes are particularly suited to Gaussian wiretap channels, where high-dimensional or continuous-valued signals are involved. In this context, nested lattice codes achieve security by mapping the eavesdropper’s observations ambiguously within the lattice, thereby increasing uncertainty. Carefully designed lattice shaping and dithering prevent the eavesdropper from accurately decoding the message, making lattice codes highly effective for non-binary wiretap channels [13]. RM codes are also a viable choice for coset coding due to their structured nature, which allows for efficient partitioning into cosets to further increase uncertainty for the eavesdropper [5]. Reed-Muller (RM) codes are well-suited for wiretap channels due to their structured coset design, which creates ambiguity for the eavesdropper, inducing controlled information leakage. Notably, RM codes can achieve capacity in binary erasure channels (BEC) [14], making them effective in scenarios with partial information loss and uncertainty at the eavesdropper’s receiver.

III. Coset Coding

Coset coding is a technique used in coding theory to enhance the reliability and security of transmitted data, particularly in scenarios where error correction and information security are crucial. At its core, coset coding involves the partitioning of a vector space into disjoint subsets, known as cosets, relative to a linear code. Each coset is formed by adding a fixed vector, called the coset leader, to all codewords in a given linear code. The concept of coset coding is especially powerful in scenarios such as wiretap channels, where it can be used to both correct errors and obfuscate data to protect against eavesdropping.

Encoder

Let C be an $(n, n-k)$ binary linear block code, and $C_0 = C, C_1, C_2, \dots, C_{2^k-1}$ be the cosets of C . If G is an $(n-k) \times n$ generator matrix of C and H is a $k \times n$ parity-check matrix of C , then

$$G' = \begin{bmatrix} G \\ G^* \end{bmatrix}$$

is the generator matrix for a coset-style secrecy code, where G^* is comprised of k basis vectors of \mathbb{F}_2^n that are not in C . The coset-style secrecy encoding is then done by concatenating an $(n-k)$ -bit uniformly distributed binary auxiliary message \tilde{M} with a uniformly distributed k -bit message M and codewords are computed as

$$x^n = [\tilde{m} \quad m] G'.$$

Lowercase variables here denote realizations of their uppercase random variables. In effect, the message M chooses the coset, and the auxiliary message \tilde{M} chooses a specific codeword from the coset uniformly at random. Thus, the encoder is a one-to-many mapping from message to codewords.

For example, consider the secrecy codebook given in Table I. Here, $C = C_0$ is a $(4, 2)$ linear code with generator matrix

$$G = \begin{bmatrix} 0 & 0 & 1 & 1 \\ 1 & 1 & 0 & 1 \end{bmatrix},$$

and a secrecy code generator is

$$G' = \begin{bmatrix} 0 & 0 & 1 & 1 \\ 1 & 1 & 0 & 1 \\ 0 & 1 & 1 & 1 \\ 1 & 1 & 0 & 0 \end{bmatrix}.$$

The encoder in (2) gives the codebook exactly as in the table.

For fixed positive integers n and k such that $n > k$, we wish to find a best $(n, n-k)$ linear block code C (not necessarily unique), in the sense that the code with encoder as in (2) maximizes the equivocation

$$E = \mathbb{H}(M|Z^n),$$

TABLE I
CODE TABLE FOR A BEST $n = 4, k = 2$ COSET-STYLE SECRECY CODE.

Coset	$m' = 00$	$m' = 01$	$m' = 10$	$m' = 11$
$C_0 \ m = 00$	0000	1101	0011	1110
$C_1 \ m = 01$	1100	0001	1111	0010
$C_2 \ m = 10$	0111	1010	0100	1001
$C_3 \ m = 11$	1011	0110	1000	0101

Decoder

If it is assumed that y^n is received erasure-free, the receiver calculates the syndrome to obtain

$$\begin{aligned} s^k &= y^n H^T \\ &= x^n H^T \\ &= [m^k \quad n-k] \begin{bmatrix} G'^T \\ G^T \end{bmatrix} H^T \\ &= m^k (G'^T H^T) + \tilde{m}^{n-k} (GH^T) \\ &= m^k, \end{aligned} \quad (3)$$

since $G'^T H^T = I_k$ and $GH^T = 0$ by definition, where I_k is the $k \times k$ identity matrix

A. Reed Muller Code

Reed Muller codes were first introduced in [15] and were shown that they can achieve the capacity of Binary Erasure Channel in [14]. The parity check matrix for RM wiretap code. Reed-Muller (RM) codes, known for their robust error-correcting capabilities and structured algebraic properties, have been effectively employed in the domain of Physical-layer security, particularly within wiretap coding frameworks. In the wiretap channel model, introduced by Wyner, a sender (Alice) transmits a confidential message to a legitimate receiver (Bob) over a main channel, while an eavesdropper (Eve) intercepts the transmission over a degraded wiretap channel. The encoding process involves mapping the message to an RM codeword, leveraging the code's hierarchical structure and redundancy to ensure that Bob can decode the message accurately, while Eve, who receives a less reliable signal, gains minimal information. The choice of RM code parameters is crucial, as it determines the code's effectiveness in both error correction and security. The performance of RM codes as wiretap codes is often measured using mutual information and equivocation, where the goal is to minimize the mutual information between Eve's received signal and the original message, thereby maximizing secrecy. Practical implementations using software-defined radios (SDRs) have validated the theoretical framework, showing that RM codes provide a secrecy advantage by enabling Bob to decode messages with low bit error rates (BER), while Eve's BER remains high. The structured design of RM codes, combined with their flexibility in adjusting parameters to achieve varying levels of security, makes them a valuable tool in modern secure communication systems.

The Reed-Muller code $\text{RM}(r, m)$ is a linear block code defined by two parameters: the order r and the length m . The code $\text{RM}(r, m)$ is a subspace of the vector space $\mathbb{F}_2^{2^m}$ over the binary field \mathbb{F}_2 .

The generator matrix G of $\text{RM}(r, m)$ is constructed from all monomials of degree at most r in m variables. If we denote the variables by x_1, x_2, \dots, x_m , then the monomials are of the form:

$$x_1^{a_1} x_2^{a_2} \dots x_m^{a_m} \quad \text{where } a_i \in \{0, 1\} \quad \text{and} \quad \sum_{i=1}^m a_i \leq r$$

- **Length:** The length n of the codewords in $\text{RM}(r, m)$ is given by:

$$n = 2^m$$

- **Dimension:** The dimension k of $\text{RM}(r, m)$ is the number of monomials of degree at most r , which is calculated as:

$$k = \sum_{i=0}^r \binom{m}{i}$$

Each codeword in $\text{RM}(r, m)$ corresponds to a polynomial in m variables where the coefficients of the polynomial are binary (i.e., 0 or 1). The codeword associated with a polynomial $f(x_1, x_2, \dots, x_m)$ is the evaluation of f at all possible binary inputs:

$$c = (f(0, 0, \dots, 0), f(0, 0, \dots, 1), \dots, f(1, 1, \dots, 1))$$

For example, the Reed-Muller code $\text{RM}(1, 3)$ is the code generated by the monomials of degree at most 1 in three variables x_1, x_2 , and x_3 . The generator matrix G is:

$$G = \begin{pmatrix} 1 & 1 & 1 & 1 & 1 & 1 & 1 & 1 \\ 0 & 0 & 0 & 0 & 1 & 1 & 1 & 1 \\ 0 & 0 & 1 & 1 & 0 & 0 & 1 & 1 \\ 0 & 1 & 0 & 1 & 0 & 1 & 0 & 1 \end{pmatrix}$$

Here, each row corresponds to the evaluation of a monomial (constant term, x_1, x_2, x_3) over all possible inputs.

IV. COSET CODING WITH REED-MULLER CODES

In this study, Reed-Muller (RM) codes are utilized to implement a coset coding scheme for secure communication over a wiretap channel. Reed-Muller codes are particularly suitable for this purpose due to their structured design, which enables efficient partitioning into cosets. We employ a full-rank, square generator matrix G^* of dimension $n \times n$ derived from the RM code, which ensures that each coset can uniquely represent a message while providing additional randomness within each coset.

A. Reed-Muller Code Structure and Generator Matrix

Reed-Muller codes are linear block codes characterized by their order and length. For an (n, k) Reed-Muller code, n is the code length and k is the dimension of the code. The generator matrix G^* used in this setup is a full-rank, square $n \times n$ matrix. This matrix is constructed so that:

- The first $n/2$ columns correspond to the message bits m , which define the coset of the code.
- The remaining $n/2$ columns correspond to the auxiliary bits m' , generated uniformly at random to select specific codewords within each coset.

The Reed-Muller structure ensures that each row of G^* is linearly independent, enabling unique coset representations for each possible message m .

B. Encoding with Cosets of Reed-Muller Codes

In this coset coding approach, each message is mapped to a unique coset of the Reed-Muller code. The encoding process for Alice calculates a codeword x^n as follows:

$$x^n = [m \quad m'] G^* = mG' + m'G$$

where:

- mG' : This part of the codeword determines the coset of the Reed-Muller code. Each unique m selects a distinct coset within the code, leveraging the structured redundancy of Reed-Muller codes.
- $m'G$: The auxiliary bits m' are chosen uniformly at random and are used to select a specific codeword within the chosen coset. This random selection within each coset enhances security by ensuring multiple possible codewords for each message.

Here, G' represents the first $k \times n$ submatrix of G^* , and G represents the remaining $(n - k) \times n$ submatrix. This setup allows each coset to represent a different message while adding randomness through the auxiliary bits.

C. Security Implications with Reed-Muller Coset Coding

By using Reed-Muller codes, which inherently support structured coset formation, this encoding approach provides enhanced Physical-layer security. The coset structure of Reed-Muller codes enables:

- 1) **Coset Selection for Messages:** Each message m selects a unique coset of the Reed-Muller code, effectively partitioning the code into distinct message-carrying subsets. This ensures that each transmitted message belongs to a different subset of codewords.
- 2) **Random Codeword Selection within Cosets:** The auxiliary bits m' , chosen uniformly, determine the specific codeword within the coset. This randomness makes it more difficult for an eavesdropper to infer the original message m based on observed transmissions, as multiple codewords could correspond to the same message.

The use of a full-rank, square generator matrix G^* derived from the Reed-Muller code ensures that each possible message maps to a unique coset, thereby maximizing the uncertainty for an eavesdropper. This approach leverages both the redundancy and structure of Reed-Muller codes, enhancing security by making the transmitted codewords indistinguishable to unauthorized listeners, as each message can correspond to several potential codewords. This coset coding method, based on Reed-Muller codes, effectively uses both coset selection and intra-coset randomization to provide a secure encoding scheme in the wiretap channel model.

V. Mutual Information Neural Estimator

To calculate the leakage $I(M; Z^n)$, this work uses the mutual information neural estimator (MINE). MINE uses

the Donsker-Varadhan representation of the Kullback-Leibler divergence

$$D_{KL}(P||Q) = \sup_{F:\Omega\rightarrow\mathbb{R}} \mathbb{E}_P[f(X, Y)] - \log(\mathbb{E}_Q[e^{f(X, Y)}]), \quad (4)$$

where the supremum is taken over all functions f such that the expectations are finite for random variables X and Y . The relation between mutual information and Kullback-Leibler divergence is given by

$$I(X; Y) = D_{KL}(P_{XY}||P_X P_Y). \quad (5)$$

In [4], the authors proposed to choose \mathcal{F} to be a set of functions $T_\theta : \mathcal{X} \times \mathcal{Y} \rightarrow \mathbb{R}$ parameterized by deep neural network $\theta \in \Theta$. Since (4) is a lower bound for Kullback-Leibler divergence with equality with an optimal function choice,

$$I(X; Y) \geq I_\Theta(X; Y), \quad (6)$$

where

$$I_\Theta(X; Y) = \sup_{\theta \in \Theta} \mathbb{E}_{p(x, y)}[T_\theta(X, Y)] - \log(\mathbb{E}_{p(x)p(y)}[e^{T_\theta(X, Y)}]). \quad (7)$$

Now, if we identify X as a confidential message M and Y as the wiretap channel output Z^n , then $p(M, Z^n)$ is the joint probability distribution, and p_M, p_{Z^n} are the respective marginals of (M, Z^n) . Then (7), can be written as

$$I_\Theta(M; Z^n) = \sup_{\theta \in \Theta} \mathbb{E}_{p(M, Z^n)}[T_\theta(M, Z^n)] - \log(\mathbb{E}_{p(M)p(Z^n)}[e^{T_\theta(M, Z^n)}]). \quad (8)$$

Since in practice, the true distribution $p(M, Z^n)$ is unknown, we can't use $I_\Theta(M; Z^n)$ to estimate $I(M; Z^n)$. Rather we can estimate expectations presented in the equation (8) using the samples of joint and marginal distributions, by rewriting $I_\Theta(M; Z^n)$

$$\hat{I}(M; Z^n) := \frac{1}{l} \sum_{i=1}^l [T_\theta(m_i, z_i^n)] - \log \frac{1}{l} \sum_{i=1}^l [e^{T_\theta(\bar{m}_i, \bar{z}_i^n)}], \quad (9)$$

where l is the number of samples. In (9), l samples of the joint distribution are generated by producing uniformly distributed confidential messages m , and from wiretap channel outputs z^n . The term (\bar{m}_i, \bar{z}_i^n) represents samples generated from marginal distributions. The network used in this work has five fully connected hidden layers with each layer consisting of 500 nodes and Relu activation functions. The input layer has $k + n$ neurons. During the training, ten thousand messages with a batch size of 1000 were used. We also used the Adam optimizer [16] with a learning rate of 10^{-7} and 2.5×10^5 epochs.

VI. Equivocation Calculation

In this study, the equivocation E represents the uncertainty that an eavesdropper (Eve) has about the transmitted message M after observing the signal Z^n . The equivocation is defined as the conditional entropy $H(M|Z^n)$, which can be calculated by determining the mutual information between M and Z^n and then subtracting it from the entropy of M .

The equivocation E is given by:

$$E = H(M|Z^n) = H(M) - I(M; Z^n),$$

where:

- $H(M)$ is the entropy of the message M , representing the initial uncertainty about M before any observation by Eve. Since $H(M)$ depends only on the distribution of M , it is constant for a given message distribution.
- $I(M; Z^n)$ is the mutual information between M and Z^n , which quantifies the amount of information that Eve's observations Z^n provide about M .

In this study, we calculate the mutual information $I(M; Z^n)$ using Mutual Information Neural Estimation (MINE), a data-driven technique that approximates mutual information through neural networks. MINE enables flexible and adaptive estimation of mutual information, accounting for complex dependencies between M and Z^n that might not be captured by traditional methods. By applying MINE, we obtain an accurate measure of the information Eve gains about the message.

To compute the equivocation E , we use:

$$E = H(M) - I(M; Z^n),$$

where $H(M)$ is constant and $I(M; Z^n)$ is estimated through MINE.

This approach to calculating equivocation, with mutual information estimated via MINE, ensures that we capture any information leakage that Eve gains through her observations. High equivocation indicates strong security, as it implies that Eve has high uncertainty about the original message M despite observing Z^n .

VII. Experimental Setup

A. Environment

The experiments were conducted in an indoor setting, specifically in the step-down lounge study area of the Clyde Building on the campus of Brigham Young University. This area features an open space layout with three narrow pillars down the center, and the north, west, and south walls are composed of windows and cinder blocks. Data were collected over a span of three hours, during which the study area was unoccupied, minimizing potential interference from people moving around.

B. Channel Model

The study was conducted in a real indoor environment, which inherently introduces channel effects such as multipath propagation, path loss, shadowing, and background noise. Although these effects were not explicitly modeled, they naturally influence the signal characteristics in ways that impact both reliability and security.

- **Multipath Propagation and Fading:** Signals reflect off walls and objects, causing multipath propagation, which can lead to fading effects. These include constructive and

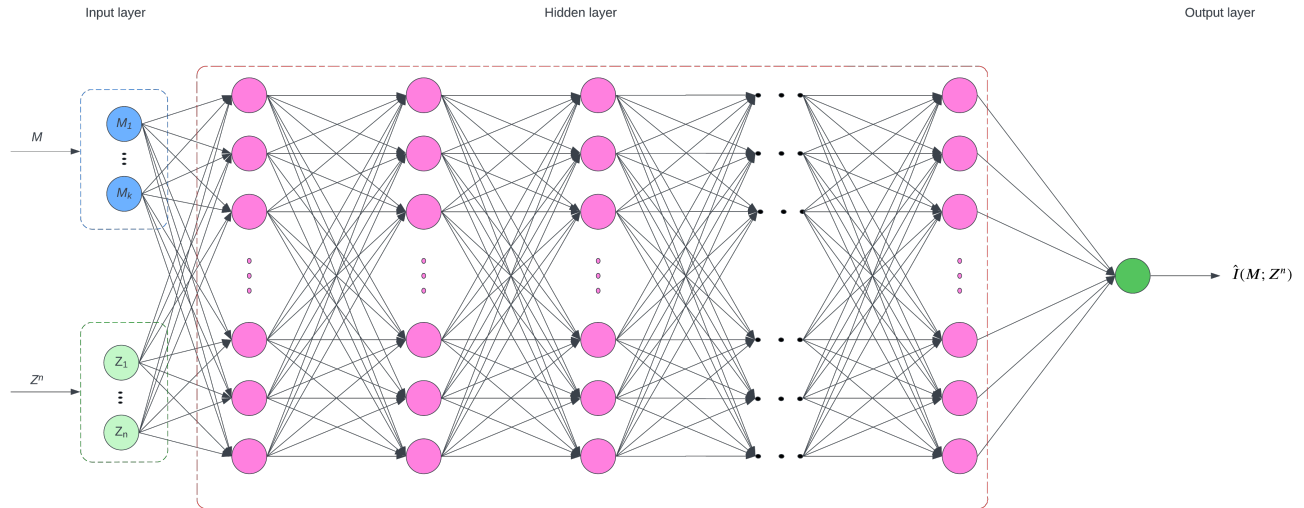


Fig. 2. Mutual Information Neural Estimator.

destructive interference, resulting in fluctuations in signal strength.

- **Path Loss and Shadowing:** Signal strength decreases over distance, with additional attenuation caused by obstructions like walls and furniture. Random fluctuations in received signal power, due to these obstacles, also play a role.
- **Noise and Interference:** Background noise from electronic devices and thermal noise contribute to the overall signal quality. This interference affects the clarity of the received signal.
- **Implications for Security:** The inherent variations in an indoor channel create differences between the main channel (Alice to Bob) and any potential eavesdropper's channel (Alice to Eve), providing a level of natural security at the Physical-layer.

C. SDR Configuration and Setup

Two ADALM-PLUTO software-defined radios (SDRs) with stock antennas were used for secure data transmission and reception. One SDR was configured as the transmitter (Alice) and the other as the receiver (Bob), both set to a transmission frequency of 915 MHz, within the industrial, scientific, and medical (ISM) band, making it suitable for indoor environments.

D. Transmission Parameters

- **Sample Rate:** The sample rate for both SDRs was set to 1 MHz, providing high-resolution signal sampling.
- **Samples per Symbol:** Each symbol was represented by 8 samples, balancing signal resolution and processing efficiency.

E. Loop Filter (LF) Configuration

The loop filter (LF) was configured to stabilize the phase and frequency of the transmitted signal, with the following parameters:

- LF $B_n T = 0.001$: Loop bandwidth to symbol rate product.
- LF $\zeta = 0.7071$: Damping factor set to achieve critical damping.

F. Phase and Timing Error Detector Configuration

- **Phase Error Detector (PED):** Configured to correct phase errors with the parameters:
 - PED $K_0 = 1$: Initial gain.
 - PED $K_1 = 0.1479$: Proportional gain.
 - PED $K_2 = 0.0059$: Integral gain.
- **Timing Error Detector (TED):** Configured to ensure symbol timing synchronization with:
 - TED $K_p = 2.8$: Proportional gain.
 - TED $K_0 = -1$: Initial gain.
 - TED $K_1 = -9.51 \times 10^{-4}$: Fine adjustment coefficient.
 - TED $K_2 = -1.27 \times 10^{-6}$: Integral gain.

G. Procedure

A BPSK transmitter/receiver pair with differential encoding [17] was implemented according to block diagrams as shown in Figures 3 and 4. Table ?? provides relevant system parameters. Two ADALM-PLUTO SDR modules were used in the experiment, each equipped with the stock antenna. The transmitter was located at the origin of the map shown and constantly transmitted a known bitstream. The receiver was moved throughout the room at intervals of 3 feet in a grid around the origin. At each test point, samples were received from the Pluto SDR and the receiver attempted to recover

the bits sent. The resulting uncoded and coded bit error rate (BER) were calculated and recorded along with the recovered bit stream.

For each test point, the receiver processed the received samples and attempted to recover the transmitted bits. The uncoded and coded bit error rate (BER) were calculated and recorded for each position along with the recovered bitstream.

We used the Reed-Muller code RM(4, 4) to encode message bits combined with auxiliary random bits, producing coded bits for transmission in the wiretap channel. A total of $n = 8000$ message bits were generated with an alternating pattern, where even-indexed bits were set to 1 and odd-indexed bits to 0. Using the full-rank 16×16 generator matrix G_{16} of the Reed-Muller code, each group of 8 message bits m was paired with an auxiliary 8-bit vector m_{hat} , randomly generated to add intra-coset randomness. The combined 16-bit vector $x = [m_{\text{hat}}, m]$ was then encoded by calculating $r = xG_{16} \bmod 2$, ensuring each message mapped to a specific coset while m_{hat} selected a codeword within the coset. The resulting 16000 coded bits were stored for transmission, with the encoded data saved for further analysis and experimental evaluation.

VIII. Results

The output of Mutual Information Neural Estimation (MINE), shown in Figure 5, provides an estimate of the mutual information between the transmitted and received data. However, as seen in the figure, the MINE output exhibits a significant level of noise, which makes it challenging to interpret the convergence behavior directly. This noise is typical in MINE outputs, especially when estimating mutual information over a large number of samples, as neural estimators can introduce variability due to their stochastic nature.

To address this, a moving average with a window size of 1000 was applied to smooth the MINE output. The moving average effectively reduces the noise, making it easier to observe the underlying trend in the mutual information estimate. As illustrated by the orange line in Figure 5, the smoothed output shows a clear convergence towards a stable value.

The result of the moving average converges close to the expected mutual information for the Reed-Muller RM(4, 4) code, which is 8 bits. This is consistent with the theoretical capacity for RM(4, 4), as it has 16 codewords with 8 information bits, providing a secure transmission in the wiretap channel setting. The convergent value confirms that the RM(4, 4) code achieves the desired security level, as the mutual information approaches the expected value of 8 bits, thus ensuring effective Physical-layer security. Figures 6 and 7 illustrate the mutual information (MI) versus signal-to-noise ratio (SNR) for RM wiretap codes (2,2) and (3,3) alongside their respective uncoded messages of 2 bits and 4 bits. These plots reveal the effectiveness of RM coding in reducing information leakage to an eavesdropper (Eve) across different SNR values.

In Figure 6, the mutual information for the RM (2,2) wiretap code grows gradually as the SNR increases, reaching a saturation level the maximum of 2 bits, which corresponds

to the coded message’s information content. Conversely, the uncoded 2-bit message reaches full mutual information (2 bits) more rapidly, indicating that, as SNR improves, Eve can fully decode the uncoded message, resulting in complete information leakage. The RM (2,2) code, however, limits Eve’s information gain even at SNR values from $-8dB$ to $7dB$, thereby enhancing security.

Similarly, Figure 7 compares the RM (3,3) wiretap code with an uncoded 4-bit message. Here, the mutual information for the RM (3,3) coded message increases more slowly with SNR and saturates at 4 bits. In contrast, the uncoded 4-bit message quickly reaches a mutual information level of 4 bits as SNR increases, indicating that Eve could decode the message entirely at high SNR. This code provides secrecy from $-11dB$ to $13dB$.

These results demonstrate that Reed-Muller wiretap codes effectively reduce information leakage by restricting the mutual information that Eve can obtain. Both RM (2,2) and (3,3) codes maintain a mutual information level below that of uncoded messages, for a certain range, underscoring the security benefits of using RM coding for Physical-layer security.

Figure 8 presents a heatmap of equivocation levels in an indoor environment, with the transmitter (Alice) represented by the blue dot. The x- and y-axes denote the distance in feet from Alice, while the color gradient illustrates equivocation across various locations. In this context, equivocation measures the uncertainty an eavesdropper (Eve) would have regarding the transmitted message. Green areas correspond to low equivocation, where information leakage is more likely, while red areas represent high equivocation, indicating greater uncertainty and stronger security.

The heatmap reveals that the areas closest to Alice, shown in green, exhibit the lowest levels of equivocation. This suggests that an eavesdropper positioned near Alice would experience less uncertainty about the transmitted message, making these locations more vulnerable to information leakage. This pattern is consistent with Physical-layer security expectations, where close proximity to the transmitter increases the eavesdropper’s ability to decode the message accurately.

As the distance from Alice increases, the equivocation levels also increase, with red regions indicating zones of higher equivocation. These red areas, further from Alice, suggest that an eavesdropper would experience significant uncertainty about the transmitted data, enhancing security in these regions. The spatial distribution of equivocation illustrates that security improves as distance from Alice increases, and environmental factors such as walls and obstacles likely contribute to attenuating the signal further, thereby increasing equivocation.

The BER heatmaps in Figures 9, 10, and 11 compare coded and uncoded transmissions in an indoor environment, with Alice’s location marked by the blue dot. Figures 9 and 10 show that both coded and uncoded transmissions exhibit similar BER distributions, with red regions near Alice indicating lower BER and green regions farther away showing higher BER due to signal attenuation.

Figure 11, which presents the difference in BER between

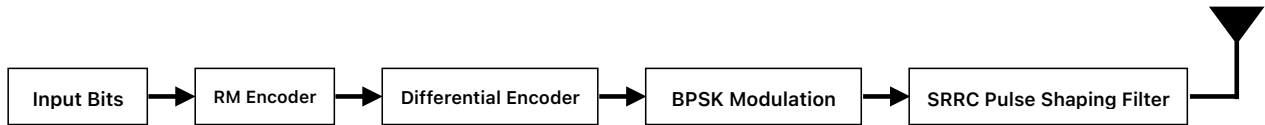


Fig. 3. Transmitter Block Diagram with Reed-Muller Wiretap Coding

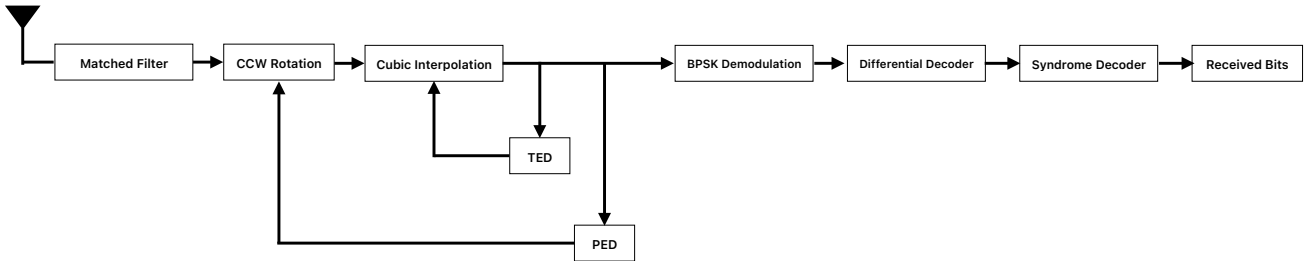


Fig. 4. Receiver block diagram.

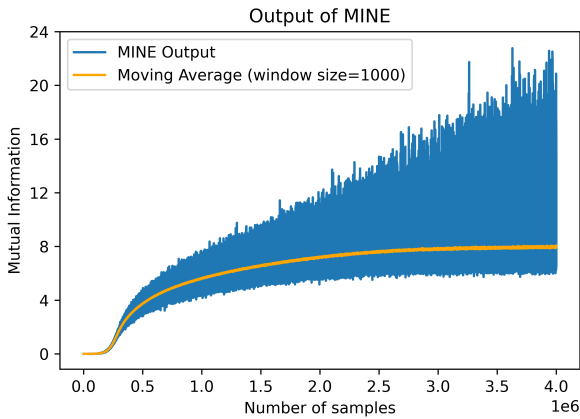


Fig. 5. Output of MINE.

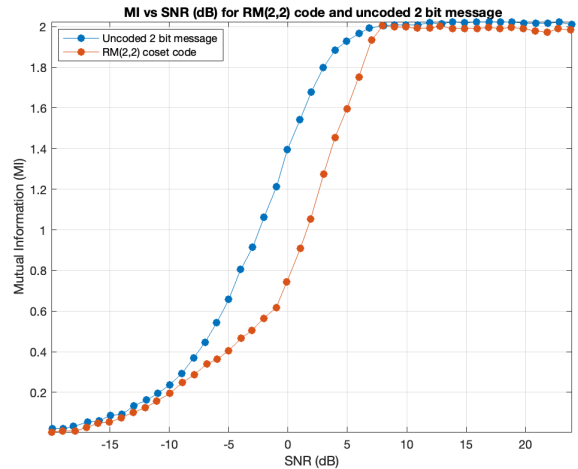


Fig. 6. Comparison of Mutual Information Between RM(2,2) and uncoded 2 bit message.

uncoded and coded transmissions, reinforces this similarity by displaying minimal differences across the environment. This indicates that, in terms of BER alone, the coded transmission does not provide a significant advantage over the uncoded one.

However, despite the similar BER performance, the coded transmission offers a distinct Physical-layer security advantage, as demonstrated in the equivocation heatmap (Figure 8). While BER is nearly the same for both coded and uncoded cases, the equivocation heatmap reveals that the coded transmission introduces substantial uncertainty for an eavesdropper, creating areas of high equivocation (red) that effectively protect the transmitted information. This added layer of security highlights the effectiveness of the coded transmission in limiting information leakage, which is not

apparent from BER analysis alone.

IX. Conclusion

This study demonstrates the practical application of wiretap coding for Physical-layer security using Reed-Muller (RM) codes implemented on software-defined radios (SDRs) in a real indoor environment. The structured coset coding approach, leveraging the hierarchical properties of RM codes, provides a secure communication framework that allows a legitimate receiver (Bob) to decode messages with low bit error rates (BER) while maintaining a high BER for an eavesdropper (Eve).

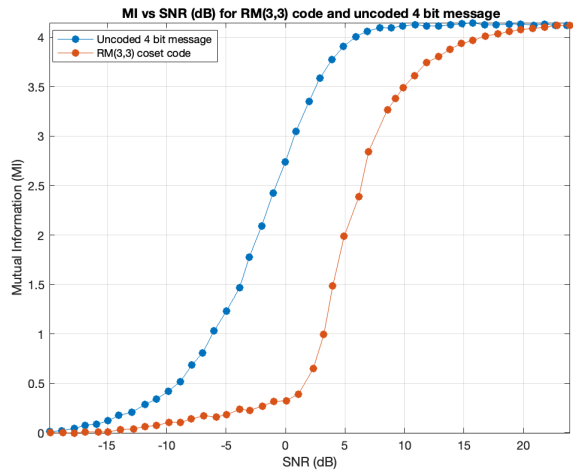


Fig. 7. Comparison of Mutual Information Between RM(3,3) and uncoded 4 bit message.

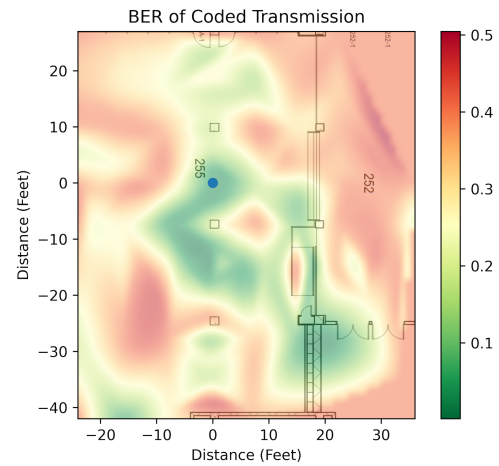


Fig. 9. Heat map of BER for RM(4,4) transmission.

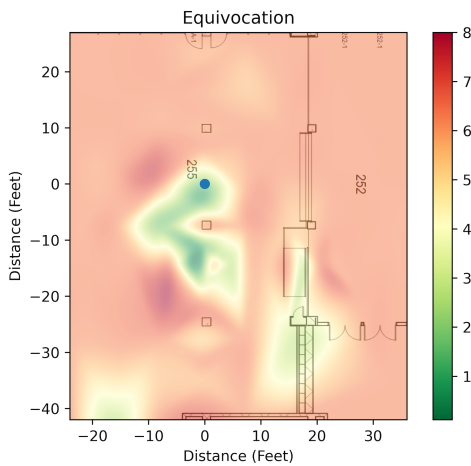


Fig. 8. Heat map of equivocation.

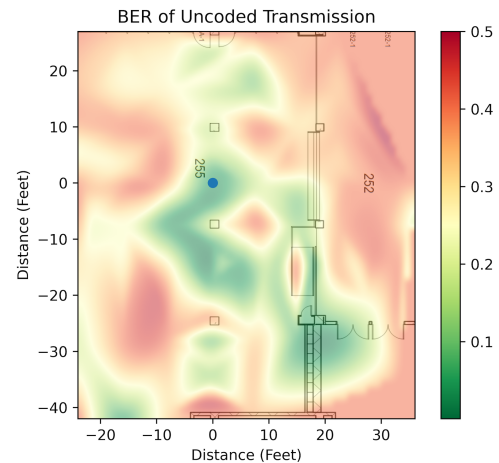


Fig. 10. Heat map of BER for uncoded transmission.

By analyzing the bit error rate across varying distances and employing Mutual Information Neural Estimation (MINE) to calculate the leakage rate, the results validate the effectiveness of RM codes in achieving security. The findings highlight that, even in practical environments with real-world channel effects, RM codes can effectively create secrecy regions where Bob's channel quality surpasses that of Eve, thus ensuring confidentiality.

The experimental results also underscore the potential of RM codes for secure wireless communications, particularly in low-latency and short blocklength scenarios. The adaptability of RM codes in balancing reliability and security through coset-based randomization suggests they are a strong candidate for Physical-layer security applications in modern communication systems.

Future research could explore the use of other coding schemes in similar setups and investigate the impact of dif-

ferent environmental conditions. Further refinement of the MINE framework may also provide more precise measurements of information leakage, enhancing the understanding of RM codes' capabilities in securing communications against advanced eavesdropping threats.

REFERENCES

- [1] J. A. T. Thomas M. Cover, *Entropy, Relative Entropy, and Mutual Information*. John Wiley & Sons, Ltd, 2005, ch. 2, pp. 13–55. [Online]. Available: <https://onlinelibrary.wiley.com/doi/abs/10.1002/047174882X.ch2>
- [2] A. Kraskov, H. Stögbauer, and P. Grassberger, "Estimating mutual information," *Phys. Rev. E*, vol. 69, p. 066138, Jun 2004. [Online]. Available: <https://link.aps.org/doi/10.1103/PhysRevE.69.066138>
- [3] B. W. Silverman, *Density estimation for statistics and data analysis*, ser. Chapman & Hall/CRC Monographs on Statistics and Applied Probability. Philadelphia, PA: Chapman & Hall/CRC, Apr. 1986.
- [4] M. I. Belghazi, A. Baratin, S. Rajeshwar, S. Ozair, Y. Bengio, A. Courville, and D. Hjelm, "Mutual information neural estimation," in *Proc. International Conference on Machine Learning*, vol. 80, 2018, pp. 531–540.

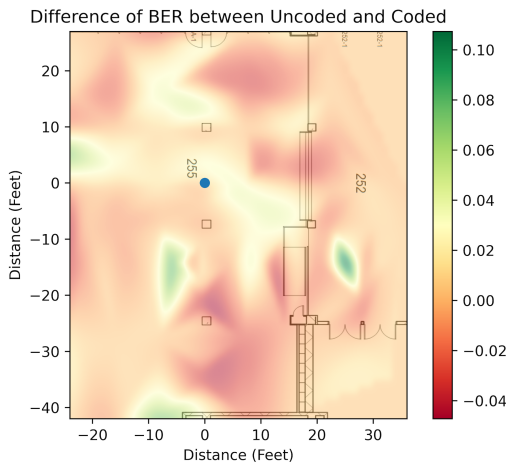


Fig. 11. Heat map of BER for difference between coded and uncoded transmission.

[5] G. C. T. George E.P. Box, *Random Effect Models*. John Wiley & Sons, Ltd, 1992, ch. 5, pp. 244–316. [Online]. Available: <https://onlinelibrary.wiley.com/doi/abs/10.1002/9781118033197.ch5>

[6] A. D. Wyner, “The wire-tap channel,” *The Bell System Technical Journal*, vol. 54, no. 8, pp. 1355–1387, 1975.

[7] P. Parada and R. Blahut, “Secrecy capacity of simo and slow fading channels,” in *Proc. IEEE International Symposium on Information Theory (ISIT)*, 2005, pp. 2152–2155.

[8] U. Maurer and S. Wolf, “From weak to strong information-theoretic key agreement,” in *Proc. IEEE International Symposium on Information Theory (ISIT)*, 2000, p. 18.

[9] W. K. Harrison, J. Almeida, M. R. Bloch, S. W. McLaughlin, and J. Barros, “Coding for secrecy: An overview of error-control coding techniques for physical-layer security,” *IEEE Signal Processing Magazine*, vol. 30, no. 5, pp. 41–50, 2013.

[10] H. Mahdaviyar and A. Vardy, “Achieving the secrecy capacity of wiretap channels using polar codes,” *IEEE Transactions on Information Theory*, vol. 57, no. 10, pp. 6428–6443, 2011.

[11] A. Thangaraj, S. Dihidar, A. R. Calderbank, S. W. McLaughlin, and J.-M. Merolla, “Applications of ldpc codes to the wiretap channel,” *IEEE Transactions on Information Theory*, vol. 53, no. 8, pp. 2933–2945, 2007.

[12] M. M. Billah, “Artificially noise-injected low-density parity-check codes for the gaussian wiretap channel,” 2023. [Online]. Available: <http://hdl.handle.net/10150/670484>

[13] F. Oggier, P. Solé, and J.-C. Belfiore, “Lattice codes for the wiretap gaussian channel: Construction and analysis,” *IEEE Transactions on Information Theory*, vol. 62, no. 10, pp. 5690–5708, 2016.

[14] S. Kudekar, S. Kumar, M. Mondelli, H. D. Pfister, E. Şaşoğlu, and R. L. Urbanke, “Reed–muller codes achieve capacity on erasure channels,” *IEEE Transactions on Information Theory*, vol. 63, no. 7, pp. 4298–4316, 2017.

[15] D. E. Muller, “Application of boolean algebra to switching circuit design and to error detection,” *Transactions of the I.R.E. Professional Group on Electronic Computers*, vol. EC-3, no. 3, pp. 6–12, 1954.

[16] D. P. Kingma and J. Ba, “Adam: A method for stochastic optimization,” *arXiv:1412.6980*, 2017.

[17] M. Rice, *Digital Communications: A Discrete-Time Approach*, 2021.