

Systematic analysis of the mass spectra of Ω_{ccb} and Ω_{bbc} baryons

Guo-Liang Yu^{1,2,*}, Zhen-Yu Li^{3,†}, Zhi-Gang Wang^{1,2,‡} and Ze Zhou^{1,2}

¹ Department of Mathematics and Physics, North China Electric Power University, Baoding 071003, People's Republic of China

² Hebei Key Laboratory of Physics and Energy Technology,
North China Electric Power University, Baoding 071003, China

³ School of Physics and Electronic Science, Guizhou Education University, Guiyang 550018, People's Republic of China

(Dated: January 6, 2025)

The mass spectra, root mean square (r.m.s.) radii and radial density distributions of Ω_{ccb} and Ω_{bbc} baryons are systematically analyzed in the present work. The calculations are carried out in the frame work of relativized quark model, where the baryon is regarded as a real three-quark system. Our results show that the excited energy of charmed-bottom triply baryons are always associated with heavier quark. This means the lowest state of Ω_{ccb} baryon is dominated by the λ -mode, however, the dominant orbital excitation for Ω_{bbc} baryon is ρ -mode. In addition, the influence of configuration mixing on mass spectrum, which is induced by different angular momentum assignments, is also analyzed. It shows that energy of the lowest state will be further lowered by this mixing effect. According to this conclusion, we systematically analyze the mass spectra of the ground and excited states ($1S \sim 4S$, $1P \sim 4P$, $1D \sim 4D$, $1F \sim 4F$ and $1G \sim 4G$). Finally, with the predicated mass spectra, the Regge trajectories of Ω_{ccb} and Ω_{bbc} in the (J, M^2) plane are constructed.

I. INTRODUCTION

In the last two decades, many heavy flavor hadrons such as heavy mesons, single heavy baryons, and hidden-charm tetraquark or pentaquark states were discovered in experiments. Especially, many single heavy baryons have been well confirmed by Belle, BABAR, CLEO and LHCb collaborations [1] and the mass spectra of single heavy baryons have become more and more abundance. As for the experimental research about the doubly heavy baryons, experimental physicist also made great breakthrough by the observation of Ξ_{cc}^{++} baryon in 2017 [2]. Up to now, only the triply heavy baryons have still not been discovered in the baryon family. Experimentally, higher energy is necessary to produce the triply heavy baryons, and usually, the production rates are not very large [3–7]. Especially, it was indicated that the production of triply heavy baryons is extremely difficult in e^+e^- collision experiments [8]. The situations are not so pessimistic as predicted by these above literatures. It is optimistic that this ambition may be realized in LHC. In Ref. [9], Chen *et al.* estimated that $10^4 - 10^5$ events of triply heavy baryons with ccc and ccb quark content, could be accumulated for 10 fb^{-1} integrated luminosity at LHC. In addition, theorists also suggested that people can search for triply heavy baryons in the semi-leptonic and non-leptonic decay processes [10–13].

Theoretically, investigation of triply heavy baryons is of great interest to physicist, as it provides a good opportunity to understand the strong interactions and basic QCD theory. Up to now, the mass spectra of the triply heavy baryons have been predicted with various methods, such as the bag model [14, 15], relativistic or nonrelativistic quark model [16–29], QCD sum rules [30–36], Lattice QCD [37–45], Regge theory [46–48], potential Non-Relativistic Quantum Chromodynam-

ics(pNRQCD) [49, 50] and the others [51–55]. To our knowledge, most of these studies focused on the mass spectra of ground states, and lower radially or orbitally excited states. The complete mass spectra of triply baryons from ground states to higher radially and orbitally excited states can provide more important information for us to study the properties of these baryons. In addition, the results of different collaborations are not consistent well with each other and need further confirmation by different methods. Thus, it is necessary for us give a systematic analysis of the properties of ground and excited states of triply heavy baryons.

Because triply heavy baryons contain only heavy quarks, they are usually treated as nonrelativistic systems in most literatures. However, investigation of the heavy quark dynamics in heavy quarkonia [56, 57] indicates that the relativistic effects play an important role and should not be neglected in studying the properties of triply heavy baryons. The relativized quark model which was first developed by Godfrey, Capstick and Isgur [58, 59], is a effective method to achieve this goal. Up to now, it has been widely used to study the properties of the mesons, baryons, and evenly the tetraquark states [60–66]. In our previous works [67–70], we systematically analyzed the mass spectra of single and doubly heavy baryons with this method. Shortly after the publication of these literatures, several single heavy baryons predicted by us were observed later by LHCb Collaboration. In Ref. [71], LHCb Collaboration reported two Ω_c resonances with their masses to be $3185.1 \pm 1.7_{-0.9}^{+7.4} \pm 0.2$ and $3327.1 \pm 1.2_{-1.3}^{+0.1} \pm 0.2$ MeV. These values are consistent well with our predicted values for $2S(\frac{3}{2}^+)$ and $1D$ -wave Ω_c baryons. Besides, another single heavy baryon $\Xi_b(6087)$ observed also by LHCb [72] with its mass being $6087 \pm 0.20 \pm 0.06 \pm 0.5$ MeV can be well interpreted as a $1P(\frac{1}{2}^-)$ or $1P(\frac{3}{2}^-)$ state by our previous work [69].

In the present work, we use the method in Ref. [67] to study the mass spectra and r.m.s. radii of the charmed-bottom triply baryons from ground states up to rather high radial and orbital excitations. With the predicted mass spectra, we construct the Regge trajectories in the (J, M^2) plane and determine their Regge slopes and intercepts. The paper is orga-

*Electronic address: yuguoliang2011@163.com

†Electronic address: zhenyuli@163.com

‡Electronic address: zgwang@aliyun.com

nized as follows. After the introduction, we briefly describe the phenomenological methods adopted in this work in Sec.II. In Sec.III we present our numerical results and discussions about Ω_{ccb} and Ω_{bbc} . In this subsection, the Regge trajectories in the (J, M^2) plane are also constructed. And Sec IV is reserved for our conclusions.

II. PHENOMENOLOGICAL METHODS ADOPTED IN THIS WORK

A. Wave function of triply heavy baryon

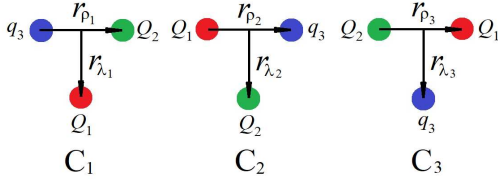


Fig. 1: Jacobi coordinates for a three-body system. Q_1, Q_2 denote two charmed quarks for Ω_{ccb} or two bottom ones for Ω_{bbc} with q_3 representing bottom or charmed quark.

The Ω_{ccb} and Ω_{bbc} triply heavy baryons are three-body system and their structure is very similar to the doubly charmed or bottom baryon. The dynamical behavior of inter-quark in this three-body system can be described according to three sets of Jacobi coordinates in Fig. 1. Each set of internal Jacobi coordinate is called a channel (C) and is defined as,

$$\mathbf{r}_{\lambda_i} = \mathbf{r}_i - \frac{m_j \mathbf{r}_i + m_k \mathbf{r}_k}{m_j + m_k} \quad (1)$$

$$\mathbf{r}_{\rho_i} = \mathbf{r}_j - \mathbf{r}_k \quad (2)$$

where $i, j, k=1, 2, 3$ (or replace their positions in turn). \mathbf{r}_i and m_i denote the position vector and the mass of the i th quark, respectively.

For Ω_{ccb} or Ω_{bbc} baryon, there are two equal quarks in each baryon, thus the mass spectra obtained under C_1 and C_2 channels are equivalent with each other. In our previous work, we find a characteristic about the mass spectra of singly and doubly heavy baryons, that their orbital excitations are dominated by heavy quarks. As for charmed-bottom baryons, the bottom quark is much heavier than charmed quark. This implies that these triply heavy baryons may have similar feature to the singly and doubly heavy baryons. It can be seen from C_3 channel in Fig. 1 that the heavy quark degrees of freedom is decoupled from light ones. This channel can properly reflect the characteristic of heavy quark dominance. Thus, the calculations in this work are performed based on C_3 channel. Using the transformation of Jacobi coordinates, we can calculate all the matrix elements in C_3 channel. Under this picture, the degree of freedom between two identical quarks is called the ρ -mode, while the degree between the center of mass of these two quarks and the other one is called the λ -mode.

The spatial wave function of a three-body system includes the spin wave function and orbital part, which can be written

as,

$$\psi_{JM} = [([\chi_{1/2}(Q_1)\chi_{1/2}(Q_2)]_s \Phi_{l_\rho, l_\lambda, L}]_j \chi_{1/2}(q_3)]_{JM} \quad (3)$$

$\chi_{1/2}$ is the spin wave function of quark and s is the total spin of Q_1 and Q_2 . The orbital wave function is constructed from the wave functions of the two Jacobi coordinates ρ and λ , and takes the form,

$$\Phi_{l_\rho, l_\lambda, L} = [\phi_{n_\rho, l_\rho, m_{l_\rho}}(\mathbf{r}_\rho) \phi_{n_\lambda, l_\lambda, m_{l_\lambda}}(\mathbf{r}_\lambda)]_L \quad (4)$$

The coupling scheme of the spin and angular momenta is $L = l_\rho + l_\lambda, j = s + L, J = j + \frac{1}{2}$. In Eq. (4), ϕ_{nlm_i} is the Gaussian basis functions [73] which can be written as,

$$\phi_{nlm_i}(\mathbf{r}) = N_{nl} r^l e^{-\nu_n r^2} Y_{lm_i}(\hat{\mathbf{r}}), \quad n = 1 \sim n_{max} \quad (5)$$

with

$$N_{nl} = \sqrt{\frac{2^{l+2} (2\nu_n)^{l+3/2}}{\sqrt{\pi} (2l+1)!!}} \quad (6)$$

$$\nu_n = \frac{1}{r_n^2}, \quad r_n = r_a \left[\frac{r_{amax}}{r_a} \right]^{\frac{n-1}{n_{max}-1}} \quad (7)$$

n_{max} is the maximum number of the Gaussian basis functions, r_a and r_{amax} are the Gaussian range parameters. In different studies, people employed different values for these parameters [74, 75]. It is indicated by our previous studies [67, 68] that the results show well stability and convergence with the parameters being taken as $r_a=0.18$ fm, $r_{amax}=15$ fm and $n_{max} = 10$.

For a three-body system, the calculations of the Hamiltonian matrix elements is very laborious with Gaussian basis functions. Thus, the Gaussian basis function of Eq. (5) is substituted by the following infinitesimally-shifted Gaussian (ISG) basis functions [74, 75],

$$\phi_{nlm_i}(\mathbf{r}) = N_{nl} \lim_{\varepsilon \rightarrow 0} \frac{1}{(\nu_n \varepsilon)^l} \sum_{k=1}^{k_{max}} C_{lm_i, k} e^{-\nu_n (\mathbf{r} - \varepsilon \mathbf{D}_{lm_i, k})^2} \quad (8)$$

where ε is the shifted distance of the Gaussian basis. Taking the limit $\varepsilon \rightarrow 0$ is to be carried out after the Hamiltonian matrix elements have been calculated analytically. For more details about the ISG basis functions, one can consults our previous work [67].

For a definite state of a baryon, its full wave function can be expressed as the direct product of color wave function, flavor wave function and the spatial wave function,

$$\Psi_{full}^{JM} = \phi_{color} \otimes \phi_{flavor} \otimes \Psi_{JM}(\mathbf{r}_\rho, \mathbf{r}_\lambda) \quad (9)$$

with

$$\Psi_{JM}(\mathbf{r}_\rho, \mathbf{r}_\lambda) = \sum_{\kappa} C_{\kappa} \psi_{JM} \quad (10)$$

where C_{κ} is expansion coefficients, and κ denotes the quantum numbers $\{n_\rho, n_\lambda, l_\rho, l_\lambda, \dots, j\}$.

For these two equal quarks ($Q_1 Q_2$) in Ω_{ccb} or Ω_{bbc} , their flavor wave function and color function are symmetric and antisymmetric, respectively. The total wave function must be antisymmetric, thus the spatial part should always be symmetric. For this double quark system ($Q_1 Q_2$) in the triply baryon, its spin wave function is either antisymmetric singlet ($s = 0$) or symmetric triplet ($s = 1$). To satisfy the symmetry requirements of spatial part, the orbital part must also be antisymmetric for $s = 0$ or symmetric for $s = 1$. Thus, the total spin s and orbital quantum number l_ρ of double quark system should satisfy the condition $(-1)^{s+l_\rho} = -1$.

B. The relativized quark model

In this subsection, we will discuss the Hamiltonian of relativized quark model. Under this theoretical framework, the Hamiltonian for a triply heavy baryon can be written as [58, 59],

$$H = \sum_{i=1}^3 (p_i^2 + m_i^2)^{1/2} + \sum_{i<j} H_{ij}^{\text{conf}} + \sum_{i<j} H_{ij}^{\text{hyp}} + \sum_{i<j} H_{ij}^{\text{so}} \quad (11)$$

The first term is called relativistic kinetic energy term, and H_{ij}^{conf} is the spin-independent potential which is composed by a linear confining potential $S(r_{ij})$ and a one-gluon exchange potential $\widetilde{G}'(r_{ij})$,

$$H_{ij}^{\text{conf}} = S(r_{ij}) + \widetilde{G}'(r_{ij}) \quad (12)$$

They can be expressed as,

$$S(r_{ij}) = -\frac{3}{4} \mathbf{F}_i \cdot \mathbf{F}_j \left\{ b r_{ij} \left[\frac{e^{-\sigma_{ij}^2 r_{ij}^2}}{\sqrt{\pi} \sigma_{ij} r_{ij}} + \left(1 + \frac{1}{2\sigma_{ij}^2 r_{ij}^2} \right) \times \frac{2}{\sqrt{\pi}} \int_0^{\sigma_{ij} r_{ij}} e^{-x^2} dx \right] + c \right\} \quad (13)$$

and

$$\widetilde{G}'(r_{ij}) = \left(1 + \frac{p_{ij}^2}{E_i E_j} \right)^{\frac{1}{2}} G(r_{ij}) \left(1 + \frac{p_{ij}^2}{E_i E_j} \right)^{\frac{1}{2}} \quad (14)$$

with

$$\sigma_{ij} = \sqrt{s^2 \left[\frac{2m_i m_j}{m_i + m_j} \right]^2 + \sigma_0^2 \left[\frac{1}{2} \left(\frac{4m_i m_j}{(m_i + m_j)^2} + \frac{1}{2} \right) \right]} \quad (15)$$

In Eq. (14), $G(r_{ij})$ is the one-gluon-exchange propagator and it can be expressed as,

$$G(r_{ij}) = \mathbf{F}_i \cdot \mathbf{F}_j \sum_{k=1}^3 \frac{2\alpha_k}{3\sqrt{\pi} r_{ij}} \int_0^{\tau_k r_{ij}} e^{-x^2} dx \quad (16)$$

with $\tau_k = \frac{1}{\sqrt{\frac{1}{\sigma_{ij}^2} + \frac{1}{\tau_k^2}}}$.

In Eqs. (13) and (16), $\mathbf{F}_i \cdot \mathbf{F}_j$ stands for the color matrix and F_n reads,

$$F_n = \begin{cases} \frac{\lambda_n}{2} & \text{for quarks,} \\ -\frac{\lambda_n^*}{2} & \text{for antiquarks} \end{cases} \quad (17)$$

with $n = 1, 2, \dots, 8$.

In Eq. (11), H^{hyp} is the color-hyperfine interaction and it is composed by a tensor term H^{tensor} and a contact interaction H^c , where

$$H_{ij}^{\text{tensor}} = - \left(\frac{\mathbf{S}_i \cdot \mathbf{r}_{ij} \mathbf{S}_j \cdot \mathbf{r}_{ij} / r_{ij}^2 - \frac{1}{3} \mathbf{S}_i \cdot \mathbf{S}_j}{m_i m_j} \right) \times \left(\frac{\partial^2}{\partial r_{ij}^2} - \frac{1}{r_{ij}} \frac{\partial}{\partial r_{ij}} \right) \widetilde{G}_{ij}^t \quad (18)$$

and

$$H_{ij}^c = \frac{2\mathbf{S}_i \cdot \mathbf{S}_j}{3m_i m_j} \nabla^2 \widetilde{G}_{ij}^c \quad (19)$$

The last term in Hamiltonian is the spin-orbit interaction which can also be divided into two parts $H^{\text{so(v)}}$ and $H^{\text{so(s)}}$. These two interactions can be written as,

$$H_{ij}^{\text{so(v)}} = \frac{\mathbf{S}_i \cdot \mathbf{L}_{ij}}{2m_i^2 r_{ij}} \frac{\partial \widetilde{G}_{ii}^{\text{so(v)}}}{\partial r_{ij}} + \frac{\mathbf{S}_j \cdot \mathbf{L}_{ij}}{2m_j^2 r_{ij}} \frac{\partial \widetilde{G}_{jj}^{\text{so(v)}}}{\partial r_{ij}} + \frac{(\mathbf{S}_i + \mathbf{S}_j) \cdot \mathbf{L}_{ij}}{m_i m_j r_{ij}} \frac{1}{r_{ij}} \frac{\partial \widetilde{G}_{ij}^{\text{so(v)}}}{\partial r_{ij}} \quad (20)$$

and

$$H_{ij}^{\text{so(s)}} = -\frac{\mathbf{S}_i \cdot \mathbf{L}_{ij}}{2m_i^2 r_{ij}} \frac{\partial \widetilde{S}_{ii}^{\text{so(s)}}}{\partial r_{ij}} - \frac{\mathbf{S}_j \cdot \mathbf{L}_{ij}}{2m_j^2 r_{ij}} \frac{\partial \widetilde{S}_{jj}^{\text{so(s)}}}{\partial r_{ij}} \quad (21)$$

In Eqs. (18)-(21), \widetilde{G}_{ij}^t , \widetilde{G}_{ij}^c , $\widetilde{G}_{ij}^{\text{so(v)}}$ and $\widetilde{S}_{ii}^{\text{so(s)}}$ are achieved from $G(r_{ij})$ and $S(r_{ij})$ by introducing momentum-dependent factors,

$$\widetilde{G}_{ij}^t = \left(\frac{m_i m_j}{E_i E_j} \right)^{\frac{1}{2} + \epsilon_t} G(r_{ij}) \left(\frac{m_i m_j}{E_i E_j} \right)^{\frac{1}{2} + \epsilon_t} \quad (22)$$

$$\widetilde{G}_{ij}^c = \left(\frac{m_i m_j}{E_i E_j} \right)^{\frac{1}{2} + \epsilon_c} G(r_{ij}) \left(\frac{m_i m_j}{E_i E_j} \right)^{\frac{1}{2} + \epsilon_c} \quad (23)$$

$$\widetilde{G}_{ij}^{\text{so(v)}} = \left(\frac{m_i m_j}{E_i E_j} \right)^{\frac{1}{2} + \epsilon_{\text{so(v)}}} G(r_{ij}) \left(\frac{m_i m_j}{E_i E_j} \right)^{\frac{1}{2} + \epsilon_{\text{so(v)}}} \quad (24)$$

$$\widetilde{S}_{ii}^{\text{so(s)}} = \left(\frac{m_i^2}{E_i^2} \right)^{\frac{1}{2} + \epsilon_{\text{so(s)}}} S(r_{ij}) \left(\frac{m_i^2}{E_i^2} \right)^{\frac{1}{2} + \epsilon_{\text{so(s)}}} \quad (25)$$

with $E_i = \sqrt{m_i^2 + p_{ij}^2}$, and ϵ_t , ϵ_c , $\epsilon_{\text{so(v)}}$ and $\epsilon_{\text{so(s)}}$ are free parameters which take the same values with those in Ref. [67]. The p_{ij} is the magnitude of the momentum of either of the quarks in the ij center-of-mass frame.

With the Hamiltonian of Eq. (11), all of the matrix elements can be evaluated, and the mass spectra can be obtained by solving the generalized eigenvalue problem,

$$\sum_{j=1}^{n_{\text{max}}} (H_{ij} - E N_{ij}) C_j = 0, \quad (i = 1 - n_{\text{max}}^2) \quad (26)$$

C_j is the coefficient of eigenvector, and N_{ij} is the overlap matrix elements of the Gaussian functions, which can be expressed as,

$$N_{ij} \equiv \langle \phi_{n_{\rho a} l_{\rho a} m_{\rho a}} | \phi_{n_{\rho b} l_{\rho b} m_{\rho b}} \rangle \times \langle \phi_{n_{\lambda a} l_{\lambda a} m_{\lambda a}} | \phi_{n_{\lambda b} l_{\lambda b} m_{\lambda b}} \rangle \\ = \left(\frac{2\sqrt{v_{n_{\rho a}} v_{n_{\rho b}}}}{v_{n_{\rho a}} + v_{n_{\rho b}}} \right)^{l_{\rho a} + 3/2} \times \left(\frac{2\sqrt{v_{n_{\lambda a}} v_{n_{\lambda b}}}}{v_{n_{\lambda a}} + v_{n_{\lambda b}}} \right)^{l_{\lambda a} + 3/2} \quad (27)$$

III. NUMERICAL RESULTS AND DISCUSSIONS

A. The orbital excitations of Ω_{ccb} and Ω_{bbc} baryons

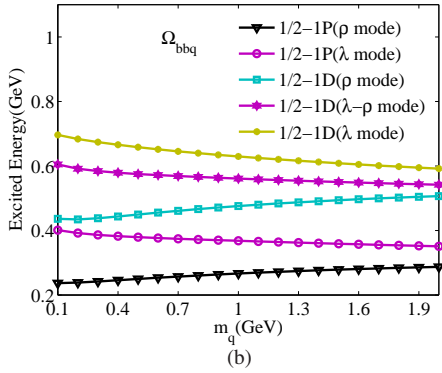
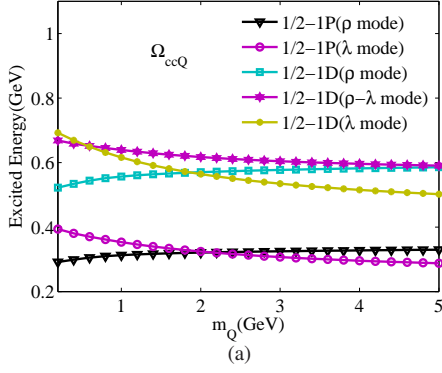


Fig. 2: Quark mass dependence of the excited energy for $1P(\frac{1}{2}^-)$ and $1D(\frac{1}{2}^+)$ Ω_{ccQ} system (a) and Ω_{bbq} system (b).

The parameters used in the Hamiltonian in Eq. (11) are taken as the same values as those in our previous works [67, 69] where the experimental masses of singly heavy baryons were well reproduced. The orbital excitations of heavy baryons are usually classified into different modes according to the orbital angular momentum l_ρ and l_λ . For P -wave baryons, they have two excitation modes which are called λ - and ρ -mode with $(l_\rho, l_\lambda) = (0, 1)$ and $(1, 0)$, respectively. For D -wave baryons, there exist three types of excitation modes with $(l_\rho, l_\lambda) = (0, 2)$, $(2, 0)$ and $(1, 1)$, which are called the λ -mode, ρ -mode and λ - ρ mixing mode, respectively. For higher orbital excited states, their situations are similar to D -wave baryons which also have three excitation modes. By

changing m_Q from 0.1 ~ 5.0 GeV for Ω_{ccQ} system, and m_q from 0.1 ~ 2.0 GeV for Ω_{bbq} , we illustrate the quark mass dependence of excited energy for different excited modes in Fig. 2. For Ω_{ccQ} system, it is explicitly shown that the λ -mode appears lower in excited energy than both the ρ -mode and λ - ρ mixing mode with $m_Q \geq 4$ GeV. This means that the lowest states of Ω_{ccb} baryons are dominated by the λ -mode. As for the Ω_{bbq} system, their excitations are dominated by ρ -mode, which are opposite to Ω_{ccQ} system. That is to say, the orbital excitation with the lowest energy is always associated with the heavier quark in the triply heavy baryons. This characteristic is consistent well with our previous conclusion which was named as the mechanism of heavy quark dominance [70].

For Ω_{ccb} with λ -mode and Ω_{bbc} with ρ -mode, we obtain their r.m.s. radii and mass spectra with quantum numbers up to $n = 4$ and $L = 4$. The results are listed in Tables 6 and 7 in the Appendix. In order to further investigate the inner structure, we also analyze the radial density distribution of these triply heavy baryons. The radial density distributions are defined as,

$$\omega(r_\rho) = \int |\Psi(\mathbf{r}_\rho, \mathbf{r}_\lambda)|^2 d\mathbf{r}_\lambda d\Omega_\rho \\ \omega(r_\lambda) = \int |\Psi(\mathbf{r}_\rho, \mathbf{r}_\lambda)|^2 d\mathbf{r}_\rho d\Omega_\lambda \quad (28)$$

where Ω_ρ and Ω_λ are the solid angles spanned by vectors \mathbf{r}_ρ and \mathbf{r}_λ , respectively. Some of the results about the radial density distributions of baryons Ω_{ccb} and Ω_{bbc} are shown in Figs. 3-5.

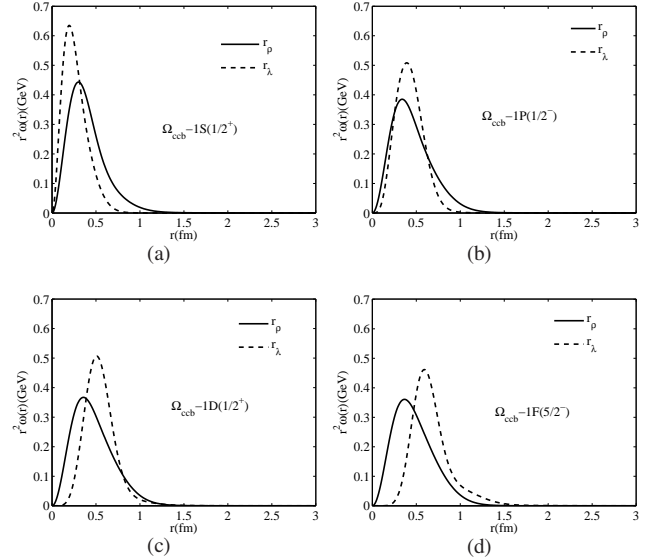


Fig. 3: Radial density distributions for $1S \sim 1F$ states in the Ω_{ccb} family with λ -mode.

For Ω_{ccb} states with the same radial quantum number n , their $\sqrt{\langle r_\lambda^2 \rangle}$ becomes larger obviously when the orbital angular momentum L increases (see Table 6). However, $\sqrt{\langle r_\rho^2 \rangle}$ increases a little with L increasing. The situation is opposite to

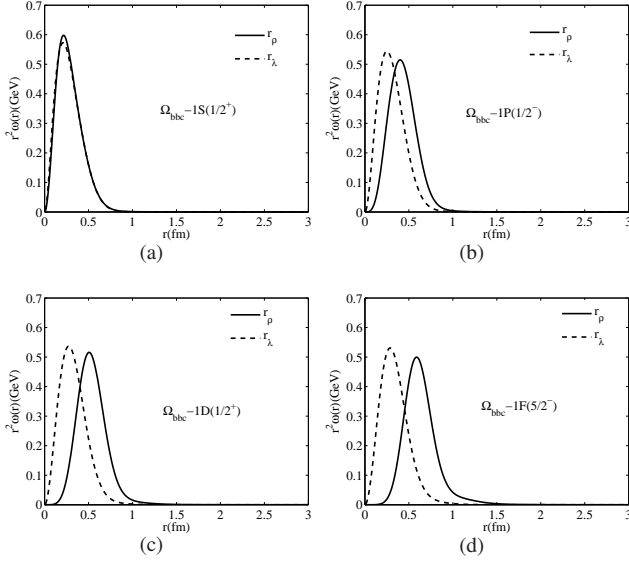


Fig. 4: Radial density distributions for $1S \sim 1F$ states in the Ω_{bbc} family with ρ -mode.

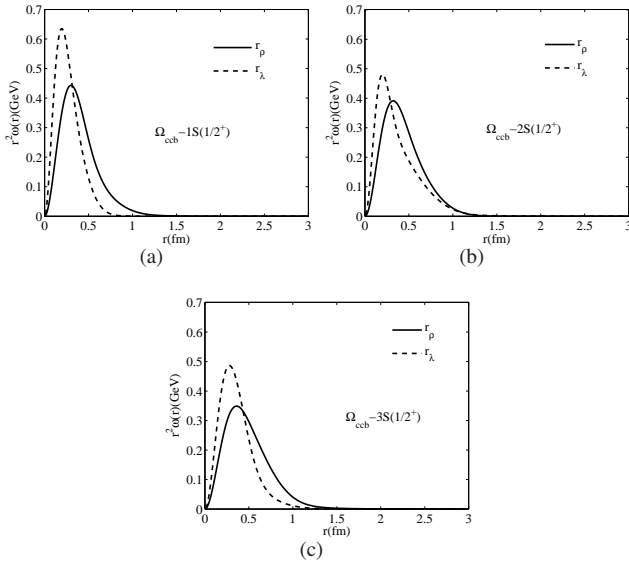


Fig. 5: Radial density distributions for $1S \sim 3S$ states in the Ω_{ccb} family.

Ω_{bbc} states whose values of $\sqrt{\langle r_\rho^2 \rangle}$ increase more quickly with the orbital angular L than those of $\sqrt{\langle r_\lambda^2 \rangle}$ (see Table 7). Figs. 3-4 also show similar characteristic about the radial density distribution. It is shown that the $r^2\omega(r_\lambda)$ peak of Ω_{ccb} states shifts outward more evidently than that of $r^2\omega(r_\rho)$ with L increment. However, the situation is opposite to Ω_{bbc} baryons. These above phenomenons can be well explained by Ω_{ccb} and Ω_{bbc} baryons having different orbital excited modes. Because dominant orbital excitations is λ -mode for Ω_{ccb} baryon, this makes its $\sqrt{\langle r_\lambda^2 \rangle}$ increase faster and $r^2\omega(r_\lambda)$ peak shift out-

ward more quickly. As for Ω_{bbc} system, its situation is exactly opposite to the former. For these states with the same angular momentum L , Tables 6 and 7 show that both $\sqrt{\langle r_\rho^2 \rangle}$ and $\sqrt{\langle r_\lambda^2 \rangle}$ increase with radial quantum number n . We can also see this feature from Fig. 5, where the peak of radial density distribution becomes lower from $1S \sim 3S$ states and the peak position shifts outward slightly. Theoretically, the larger the r.m.s. radii become, the looser the baryons will be. We hope these results can help to estimate the upper limit of the mass spectra and to search for the Ω_{ccb} and Ω_{bbc} baryons in forthcoming experiments.

B. Mass spectra of Ω_{ccb} and Ω_{bbc} baryons

Table 1: Predicted masses(in MeV) of the $1P(\frac{3}{2}^-)$ and $1D(\frac{5}{2}^+)$ Ω_{ccb} heavy baryon.

Single configuration		Configuration mixing	
$nL(J^P)$	$l_\rho l_\lambda L s j$ Mass	Eigenvalues	Mixing coefficients(%)
$1P(\frac{3}{2}^-)$	0 1 1 1 1 8319	8302	(34.9, 64.1, 1.0)
	0 1 1 1 2 8311	8327	(65.0, 33.8, 1.2)
	1 0 1 0 1 8370	8370	(1.1, 0.8, 98.1)
$1D(\frac{5}{2}^+)$	0 2 2 1 2 8532	8518	(39.7, 60.0, 0.1, 0.1, 0.1)
	0 2 2 1 3 8527	8541	(59.8, 39.9, 0.1, 0.1, 0.1)
	1 1 2 0 2 8585	8585	(0.5, 0.5, 98.6, 0.2, 0.2)
	2 0 2 1 2 8629	8615	(0.1, 0.1, 0.4, 0.4, 99.0)
	2 0 2 1 3 8615	8629	(0.1, 0.1, 0.3, 99.0, 0.6)

Basing on the mechanism of heavy quark dominance, the energies of Ω_{ccb} baryons with λ -mode and Ω_{bbc} with ρ -mode are good approximations to their mass spectra. However, all possible assignments of the angular momenta with the same quantum number J^P should also contribute to the mass spectra of the triply baryons. For Ω_{ccb} as an example, all of the possible assignments for $1P(\frac{3}{2}^-)$ and $1D(\frac{5}{2}^+)$ are listed in Table 1. From this table, we can see that the energies of the single configuration with λ -mode are truly lower than the other configurations. For example, the configurations $(l_\rho l_\lambda L s j)=(0 1 1 1 1)$, $(0 1 1 1 2)$ for $1P(\frac{3}{2}^-)$ state and $(0 2 2 1 2)$, $(0 2 2 1 3)$ for $1D(\frac{5}{2}^+)$ state are lower states in energy than the others. After considering the configurations mixing, the eigenvalues and mixing coefficients are shown in the last two columns in this table. It is shown that the lowest energy for $1P(\frac{3}{2}^-)$ state is 8311 MeV without considering the mixing effect. This value becomes to be 8302 MeV after considering the configuration mixing. For $1D(\frac{5}{2}^+)$ state, this value changes from 8527 MeV to 8518 MeV. That is to say, the lowest energy for each J^P state is slightly lowered by the configuration mixing.

After considering the configuration mixing, we obtain the complete mass spectra of Ω_{ccb} and Ω_{bbc} baryons with quantum numbers up to $n = 4$ and $L = 4$. The results are listed in Tables 2-3. Many collaborations have focused on the mass spectra of these baryons with lower orbital excitations or radial excitations, which results are also listed in these two ta-

Table 2: Predicted masses(in MeV) of the Ω_{ccb} baryons.

	$nL(J^P)$	M	[21]	[24]	[55]	[42]	[54]	
S-wave	$1S(\frac{1}{2}^+)$	8025	8004	8019	8301	8005(13)	7867	
	$2S(\frac{1}{2}^+)$	8422	8455	8450	8600		8337	
	$3S(\frac{1}{2}^+)$	8522						
	$4S(\frac{1}{2}^+)$	8731						
	$1S(\frac{3}{2}^+)$	8046	8023	8056	8301	8026(13)	7963	
	$2S(\frac{3}{2}^+)$	8438	8468	8465	8600		8427	
	$3S(\frac{3}{2}^+)$	8563						
	$4S(\frac{3}{2}^+)$	8745						
P-wave	$1P(\frac{1}{2}^-)$	8303	8306	8316	8491	8360(130)	8164	
	$2P(\frac{1}{2}^-)$	8611	8663	8579				
	$3P(\frac{1}{2}^-)$	8738						
	$4P(\frac{1}{2}^-)$	8881						
	$1P(\frac{3}{2}^-)$	8302	8306	8316	8491	8360(130)	8275	
	$2P(\frac{3}{2}^-)$	8609	8663	8579				
	$3P(\frac{3}{2}^-)$	8738						
	$4P(\frac{3}{2}^-)$	8878						
	$1P(\frac{5}{2}^-)$	8321	8311	8331	8491			
	$2P(\frac{5}{2}^-)$	8637	8667	8589				
	$3P(\frac{5}{2}^-)$	8749						
	$4P(\frac{5}{2}^-)$	8919						
	D-wave	$1D(\frac{1}{2}^+)$	8524	8536	8528	8647		
		$2D(\frac{1}{2}^+)$	8798	8838	8762			
		$3D(\frac{1}{2}^+)$	8914					
		$4D(\frac{1}{2}^+)$	9076					
$1D(\frac{3}{2}^+)$		8525	8536	8528	8647			
$2D(\frac{3}{2}^+)$		8788	8838	8762				
$3D(\frac{3}{2}^+)$		8914						
$4D(\frac{3}{2}^+)$		9045						
$1D(\frac{5}{2}^+)$		8518	8536	8528	8647			
$2D(\frac{5}{2}^+)$		8758	8838	8762				
$3D(\frac{5}{2}^+)$		8912						
$4D(\frac{5}{2}^+)$		9020						
$1D(\frac{7}{2}^+)$		8532	8538	8528	8647			
$2D(\frac{7}{2}^+)$		8802	8839	8762				
$3D(\frac{7}{2}^+)$		8918						
$4D(\frac{7}{2}^+)$		9106						
F-wave	$1F(\frac{1}{2}^-)$	8707						
	$2F(\frac{1}{2}^-)$	8941						
	$3F(\frac{1}{2}^-)$	9071						
	$4F(\frac{1}{2}^-)$	9272						
	$1F(\frac{3}{2}^-)$	8705						
	$2F(\frac{3}{2}^-)$	8902						
	$3F(\frac{3}{2}^-)$	9070						
	$4F(\frac{3}{2}^-)$	9267						
	$1F(\frac{5}{2}^-)$	8704						
	$2F(\frac{5}{2}^-)$	8899						
	$3F(\frac{5}{2}^-)$	9070						
	$4F(\frac{5}{2}^-)$	9270						

Table 3: Predicted masses(in MeV) of the Ω_{bbc} baryons.

$l_p l_\lambda L s j$	$nL(J^P)$	M	[21]	[24]	[55]	[42]	[54]	
S-wave	$1S(\frac{1}{2}^+)$	11217	11200	11217	11218	11500(110)	11077	
	$2S(\frac{1}{2}^+)$	11604	11607	11625	11585		11603	
	$3S(\frac{1}{2}^+)$	11700						
	$4S(\frac{1}{2}^+)$	11888						
	$1S(\frac{3}{2}^+)$	11236	11221	11251	11218	11490(110)	11167	
	$2S(\frac{3}{2}^+)$	11617	11622	11643	11585		11703	
	$3S(\frac{3}{2}^+)$	11709						
	$4S(\frac{3}{2}^+)$	11899						
P-wave	$1P(\frac{1}{2}^-)$	11492	11482	11524	11438	11620(110)	11413	
	$2P(\frac{1}{2}^-)$	11798	11802	11820				
	$3P(\frac{1}{2}^-)$	11900						
	$4P(\frac{1}{2}^-)$	12046						
	$1P(\frac{3}{2}^-)$	11506	11482	11524	11438	11620(110)	11523	
	$2P(\frac{3}{2}^-)$	11809	11802	11820				
	$3P(\frac{3}{2}^-)$	11900						
	$4P(\frac{3}{2}^-)$	12057						
	$1P(\frac{5}{2}^-)$	11562	11569	11598	11601			
	$2P(\frac{5}{2}^-)$	11881	11888	11899				
	$3P(\frac{5}{2}^-)$	11909						
	$4P(\frac{5}{2}^-)$	12138						
	D-wave	$1D(\frac{1}{2}^+)$	11690	11677	11718	11626		
		$2D(\frac{1}{2}^+)$	11960	11955	11986			
		$3D(\frac{1}{2}^+)$	12090					
		$4D(\frac{1}{2}^+)$	12209					
$1D(\frac{3}{2}^+)$		11688	11677	11718	11626			
$2D(\frac{3}{2}^+)$		11959	11955	11986				
$3D(\frac{3}{2}^+)$		12100						
$4D(\frac{3}{2}^+)$		12208						
$1D(\frac{5}{2}^+)$		11688	11677	11718	11626			
$2D(\frac{5}{2}^+)$		11959	11955	11986				
$3D(\frac{5}{2}^+)$		12100						
$4D(\frac{5}{2}^+)$		12211						
$1D(\frac{7}{2}^+)$		11713	11688	11718	11626			
$2D(\frac{7}{2}^+)$		11979	11963	11986				
$3D(\frac{7}{2}^+)$		12123						
$4D(\frac{7}{2}^+)$		12237						
F-wave	$1F(\frac{1}{2}^-)$	11921						
	$2F(\frac{1}{2}^-)$	12147						
	$3F(\frac{1}{2}^-)$	12260						
	$4F(\frac{1}{2}^-)$	12422						
	$1F(\frac{3}{2}^-)$	11854						
	$2F(\frac{3}{2}^-)$	12097						
	$3F(\frac{3}{2}^-)$	12250						
	$4F(\frac{3}{2}^-)$	12380						
	$1F(\frac{5}{2}^-)$	11875						
	$2F(\frac{5}{2}^-)$	12114						
	$3F(\frac{5}{2}^-)$	12265						
	$4F(\frac{5}{2}^-)$	12403						

bles. In Ref. [21], Yang *et al.* predicted the mass spectra of the triply baryons with quantum numbers up to $n = 2$ and $L = 2$, where the non-relativized quark model was adopted. In Ref. [24], B. Silvestre-Brac employed the Faddeev formalism to predict the ground-state and lower excited state en-

ergies of triply baryons. From these tables, we can see that there is about 10 ~ 30 MeV differences between our results and those in Refs. [21, 24]. If the dependence of results on model is considered, this mismatch is reasonable and acceptable. A similar study was performed in Ref. [55], where they

Table 4: Predicted masses(in MeV) of the $1P(\frac{5}{2}^-)$ and $1F(\frac{3}{2}^-)$.

Configuration		Ω_{ccb}			Ω_{bbc}		
$nL(J^P)$	$l_\rho l_\lambda L s j$	Mass	Eigenvalues	Mixing coefficients(%)	Mass	Eigenvalues	Mixing coefficients(%)
$1P(\frac{5}{2}^-)$	0 1 1 1 2	8321	8.321	(100)	11562	11562	(100)
	0 3 3 1 2	8707	8707	(99.9 , 0.1, 0.0, 0.0, 0.0, 0.0, 0.0, 0.0)	11992	11921	(0.0, 0.0, 0.0, 88.9 , 10.6 , 0.1, 4.9, 0.0)
	1 2 1 0 1	8752	8752	(0.1, 99.8 , 0.1, 0.0, 0.0, 0.0, 0.0, 0.0)	11993	11926	(0.0, 0.0, 0.0, 10.8 , 89.1 , 0.0, 0.1, 0.0)
	1 2 2 0 2	8801	8773	(0.0, 0.0, 0.0, 98.2 , 0.2, 0.0, 0.6, 0.0)	12020	11936	(0.0, 0.0, 0.0, 0.0, 0.0, 0.4, 0.2, 99.4)
$1F(\frac{3}{2}^-)$	2 1 1 1 1	8773	8779	(0.0, 0.0, 0.0, 1.5, 98.2 , 0.0, 0.3, 0.0)	11922	11973	(0.0, 0.0, 0.0, 0.3, 0.3, 14.7 , 84.6 , 0.1)
	2 1 1 1 2	8779	8793	(0.0, 0.0, 0.0, 0.0, 0.0, 0.4, 0.4, 99.2)	11925	11975	(0.0, 0.0, 0.0, 0.1, 0.0, 84.8 , 14.5 , 0.6)
	2 1 2 1 1	8843	8801	(0.0, 0.2, 99.5 , 0.0, 0.0, 0.0, 0.0, 0.3)	11975	11992	(86.3 , 13.5 , 0.1, 0.1, 0.0, 0.0, 0.0, 0.0)
	2 1 2 1 2	8843	8842	(0.0, 0.0, 0.0, 0.1, 0.1, 48.7 , 51.1 , 0.0)	11973	11993	(13.5 , 86.5 , 0.0, 0.0, 0.0, 0.0, 0.0, 0.0)
	2 1 3 1 2	8793	8844	(0.0, 0.0, 0.0, 0.0, 0.1, 51.1 , 48.7 , 0.10)	11936	12020	(0.2, 0.0, 99.8 , 0.0, 0.0, 0.0, 0.0, 0.0)

applied the model of renormalization group procedure for effective particles (RGPEP). It can be seen that their predicted masses for Ω_{ccb} are more than 100 MeV higher than our results. S.-X. Qin *et al.* also reported their theoretical values which were obtained by Faddeev equation [54]. It is obvious that their predicted masses are much lower than the results of other collaborations.

From Table 3, another interesting characteristic about the orbital excited state of Ω_{bbc} baryon is shown. We can see that the mass of $1P(\frac{5}{2}^-)$ state is 11562 MeV. This value is 40 ~ 60 MeV higher than the other P -wave states. Besides, there also exist the similar feature for $1F(\frac{3}{2}^-)$ state whose mass is 11921 MeV. It is 50 ~ 70 MeV higher than the masses of other F -wave states. However, this phenomenon for Ω_{ccb} baryon is not so obvious as that of Ω_{bbc} system. Theoretically, baryons with the same orbital excitations should not have too much difference in their energies. To investigate this characteristic, all of the possible configurations about $1P(\frac{5}{2}^-)$ and $1F(\frac{3}{2}^-)$ are listed in Table 4. We can see that there only exist configuration with λ -mode $(l_\rho, l_\lambda)=(0,1)$ for $1P(\frac{5}{2}^-)$ state in the allowed assignments of angular momentum. As for $1F(\frac{3}{2}^-)$ state, only λ -mode and λ - ρ mixing mode, which are $(l_\rho, l_\lambda)=(0,3)$, $(1,2)$, and $(2,1)$ are allowed, while ρ -mode $(l_\rho, l_\lambda)=(3,0)$ is forbidden. It has been indicated in Sec. III A that the orbital excitations for Ω_{bbc} baryon are dominated by ρ -mode. Because of the disappearance of this orbitally excited mode, the lowest energies of $1P(\frac{5}{2}^-)$ and $1F(\frac{3}{2}^-)$ Ω_{bbc} baryons are much higher than those of other P -wave and F -wave states, respectively.

C. Regge trajectories of Ω_{ccb} and Ω_{bbc} baryons

The Regge theory which was first proposed by T. Regge in 1959 [76, 77] is very successful in describing mass spectra of the hadrons [78–85]. In our previous work, we successfully constructed the Regge trajectories for the single and doubly heavy baryons [67–69]. In the present work, we successfully obtain the complete mass spectra of the $1S \sim 4S$, $1P \sim 4P$, $1D \sim 4D$, and $1F \sim 4F$ state for triply heavy baryons. This makes it easy for us to construct their Regge trajectories in (J, M^2) plane. The triply heavy baryons can be classified into two groups which have natural parity $P = (-1)^{J-\frac{1}{2}}$ and unnat-

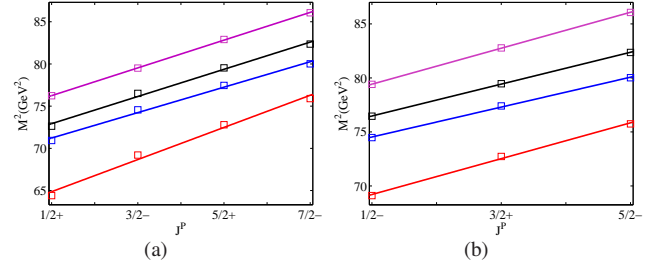


Fig. 6: Parent and daughter (J, M^2) Regge trajectories for the Ω_{ccb} baryons with natural (a) and unnatural (b) parities.

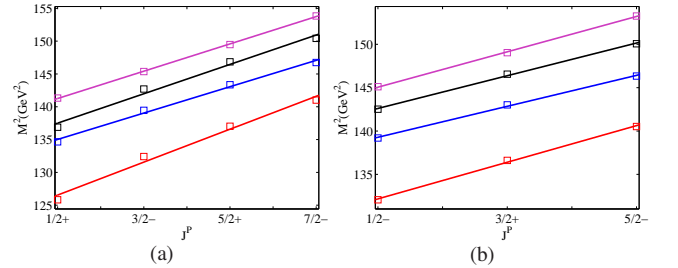


Fig. 7: Parent and daughter (J, M^2) Regge trajectories for the Ω_{bbc} baryons with natural (a) and unnatural (b) parities.

ural parity $P = (-1)^{J+\frac{1}{2}}$. The Regge trajectory in the (J, M^2) plane is defined as,

$$M^2 = \alpha J + \alpha_0 \quad (29)$$

where α and α_0 are slope and intercept. Using this above equation, we obtain the Regge trajectories of Ω_{ccb} and Ω_{bbc} baryons which are shown in Figs. 6 and 7 respectively. In these figures, the predicted masses with quark model are denoted by squares. The ground and radial excited states are plotted from bottom to top. The straight lines in these figures are obtained by linear fitting of the numerical results. The fitted slopes and intercepts of the Regge trajectories are listed in Table 5. It can be seen that all of the predicted masses in the present work are fitted nicely into linear trajectories on the (J, M^2) plane. These results can help us to assign an accurate

Table 5: Fitted parameters α and α_0 for the slope and intercept of the (J, M^2) parent and daughter Regge trajectories for Ω_{ccb} and Ω_{bbc} .

Trajectory	$\alpha(\text{GeV}^2)$	$\alpha_0(\text{GeV}^2)$	$\alpha(\text{GeV}^2)$	$\alpha_0(\text{GeV}^2)$
	$\Omega_{ccb}(\frac{1}{2}^+)$		$\Omega_{ccb}(\frac{1}{2}^-)$	
parent	0.26 ± 0.08	16.53 ± 0.70	0.30 ± 0.08	20.36 ± 1.14
1 daughter	0.33 ± 0.08	23.13 ± 0.60	0.36 ± 0.10	26.43 ± 0.72
2 daughter	0.31 ± 0.07	22.14 ± 0.53	0.34 ± 0.05	29.27 ± 0.23
3 daughter	0.30 ± 0.01	22.68 ± 0.09	0.30 ± 0.03	25.58 ± 0.15
	$\Omega_{bbc}(\frac{1}{2}^+)$		$\Omega_{bbc}(\frac{1}{2}^-)$	
parent	0.20 ± 0.08	24.70 ± 0.82	0.24 ± 0.09	30.79 ± 0.93
1 daughter	0.25 ± 0.06	33.09 ± 0.55	0.28 ± 0.09	38.98 ± 0.91
2 daughter	0.22 ± 0.08	30.22 ± 0.79	0.27 ± 0.08	37.29 ± 0.89
3 daughter	0.24 ± 0.01	33.44 ± 0.12	0.25 ± 0.07	35.06 ± 0.47

position in the mass spectra for experimentally observed Ω_{ccb} and Ω_{bbc} baryons in the future.

IV. CONCLUSIONS

In this work, we have systematically investigate the mass spectra, the r.m.s. radii and the radial density distributions of the Ω_{ccb} with λ -mode and Ω_{bbc} with ρ -mode in the frame work of relativized quark model. All parameters used in present work such as quark masses and inter-quark potentials in the Hamiltonian are consistent with those of our previous work[67]. According to analyzing the excited energies of different orbital excited modes, we find that the dominant orbital excitations are associated with the heavier quark in charmed-bottom baryons. This characteristic is consistent well with our previous conclusion which is named as the mechanism of heavy quark dominance [70]. In addition, we also find that the lowest energy level is further lowered by configuration mixing

of different angular momentum assignments. Basing on these analyses, the complete mass spectra of the ground, orbital and radial excited states($1S \sim 4S$, $1P \sim 4P$, $1D \sim 4D$, $1F \sim 4F$ and $1G \sim 4G$) are systematically studied(Tables 2-3). Finally, with the predicted mass spectra, we also construct the Regge trajectories in (J, M^2) plane.

Up to now, no experimental data related to Ω_{ccb} and Ω_{bbc} triply heavy baryons are reported. For most theoretical researches, only masses of the ground state, lower radial and angular excited states are explored. If model uncertainties are considered, our predicted results are comparable with some of the results [21, 24]. In summary, we hope these analyses will be helpful to search for Ω_{ccb} and Ω_{bbc} triply heavy baryons in future experiments.

Acknowledgments This project is supported by National Natural Science Foundation, Grant Number 12175068 and Natural Science Foundation of HeBei Province, Grant Number A2024502002.

-
- [1] S. Navas *et al.* [Particle Data Group], “Review of particle physics,” *Phys. Rev. D* **110**, 030001 (2024).
- [2] R. Aaij *et al.* [LHCb], “Observation of the doubly charmed baryon Ξ_{cc}^{++} ,” *Phys. Rev. Lett.* **119**, 112001 (2017).
- [3] M. A. Gomshi Nobary, “Fragmentation production of Ω_{ccc} and Ω_{bbb} baryons,” *Phys. Lett. B* **559**, 239-244 (2003).
- [4] M. A. Gomshi Nobary and R. Sepahvand, “Fragmentation of triply heavy baryons,” *Phys. Rev. D* **71**, 034024 (2005).
- [5] M. A. Gomshi Nobary and R. Sepahvand, “An Investigation of triply heavy baryon production at hadron colliders,” *Nucl. Phys. B* **741**, 34 (2006).
- [6] H. He, Y. Liu and P. Zhuang, “ Ω_{ccc} production in high energy nuclear collisions,” *Phys. Lett. B* **746**, 59 (2015).
- [7] J. Zhao and P. Zhuang, “Multicharmed Baryon Production in High Energy Nuclear Collisions,” *Few Body Syst.* **58**, 100 (2017).
- [8] S. P. Baranov and V. L. Slad, “Production of triply charmed Omega(ccc) baryons in e^+e^- annihilation,” *Phys. Atom. Nucl.* **67**, 808 (2004).
- [9] Y. Q. Chen and S. Z. Wu, “Production of Triply Heavy Baryons at LHC,” *JHEP* **08**, 144 (2011).
- [10] F. Huang, J. Xu and X. R. Zhang, “Deciphering weak decays of triply heavy baryons by SU(3) analysis,” *Eur. Phys. J. C* **81**, 976 (2021).
- [11] W. Wang and Z. P. Xing, “Weak decays of triply heavy baryons in light front approach,” *Phys. Lett. B* **834**, 137402 (2022).
- [12] Z. X. Zhao and Q. Yang, “Weak decays of triply heavy baryons in the light-front approach,” arXiv:2204.00759 [hep-ph]
- [13] F. Lu, H. W. Ke and X. H. Liu, “Weak decays of the triply heavy baryons in the three-quark picture with the light-front quark model,” *Eur. Phys. J. C* **84**, 452 (2024).
- [14] P. Hasenfratz, R. R. Horgan, J. Kuti and J. M. Richard, “Heavy Baryon Spectroscopy in the QCD Bag Model,” *Phys. Lett. B* **94**, 401 (1980).
- [15] A. Bernotas and V. Simonis, “Heavy hadron spectroscopy and the bag model,” *Lith. J. Phys.* **49**, 19 (2009).
- [16] B. Patel, A. Majethiya and P. C. Vinodkumar, “Masses and Magnetic moments of Triply Heavy Flavour Baryons in Hypercentral Model,” *Pramana* **72**, 679 (2009).
- [17] Z. Shah and A. K. Rai, “Masses and Regge trajectories of triply heavy Ω_{ccc} and Ω_{bbb} baryons,” *Eur. Phys. J. A* **53**, 195 (2017).
- [18] Z. Shah and A. K. Rai, “Ground and Excited State Masses of the Ω_{bbc} Baryon,” *Few Body Syst.* **59**, 76 (2018).
- [19] Z. Shah and A. Kumar Rai, “Spectroscopy of the Ω_{ccb}

Table 6: Predicted masses(in MeV) and r.m.s. radii(in fm) of the λ -mode Ω_{ccb} baryons for different configurations

$l_\rho l_\lambda L s j$	$nL(J^P)$	$\sqrt{\langle r_\rho^2 \rangle}$	$\sqrt{\langle r_\lambda^2 \rangle}$	M	$l_\rho l_\lambda L s j$	$nL(J^P)$	$\sqrt{\langle r_\rho^2 \rangle}$	$\sqrt{\langle r_\lambda^2 \rangle}$	M
0 0 0 1 1	$1S(\frac{1}{2}^+)$	0.387	0.285	8025	0 2 2 1 2	$1D(\frac{3}{2}^+)$	0.455	0.572	8528
	$2S(\frac{1}{2}^+)$	0.527	0.509	8422		$2D(\frac{1}{2}^+)$	0.486	0.872	8798
	$3S(\frac{1}{2}^+)$	0.664	0.450	8522		$3D(\frac{3}{2}^+)$	0.813	0.624	8914
	$4S(\frac{1}{2}^+)$	0.583	0.710	8731		$4D(\frac{1}{2}^+)$	0.594	0.938	9104
0 0 0 1 1	$1S(\frac{3}{2}^+)$	0.393	0.297	8046	0 2 2 1 2	$1D(\frac{5}{2}^+)$	0.456	0.577	8532
	$2S(\frac{3}{2}^+)$	0.527	0.525	8438		$2D(\frac{3}{2}^+)$	0.486	0.876	8801
	$3S(\frac{3}{2}^+)$	0.673	0.454	8563		$3D(\frac{5}{2}^+)$	0.815	0.627	8918
	$4S(\frac{3}{2}^+)$	0.579	0.719	8745		$4D(\frac{3}{2}^+)$	0.595	0.939	9105
0 1 1 1 0	$1P(\frac{1}{2}^-)$	0.434	0.440	8317	0 2 2 1 3	$1D(\frac{1}{2}^+)$	0.455	0.572	8527
	$2P(\frac{1}{2}^-)$	0.498	0.710	8633		$2D(\frac{3}{2}^+)$	0.486	0.872	8798
	$3P(\frac{1}{2}^-)$	0.757	0.533	8746		$3D(\frac{1}{2}^+)$	0.813	0.624	8914
	$4P(\frac{1}{2}^-)$	0.546	0.808	8915		$4D(\frac{3}{2}^+)$	0.583	0.923	9098
0 1 1 1 1	$1P(\frac{3}{2}^-)$	0.433	0.437	8313	0 2 2 1 3	$1D(\frac{3}{2}^+)$	0.456	0.577	8532
	$2P(\frac{3}{2}^-)$	0.498	0.706	8630		$2D(\frac{5}{2}^+)$	0.486	0.876	8802
	$3P(\frac{3}{2}^-)$	0.755	0.532	8744		$3D(\frac{3}{2}^+)$	0.815	0.627	8918
	$4P(\frac{3}{2}^-)$	0.545	0.805	8911		$4D(\frac{5}{2}^+)$	0.596	0.941	9106
0 1 1 1 1	$1P(\frac{5}{2}^-)$	0.435	0.441	8319	0 3 3 1 2	$1F(\frac{1}{2}^-)$	0.466	0.699	8707
	$2P(\frac{5}{2}^-)$	0.497	0.712	8635		$2F(\frac{3}{2}^-)$	0.483	0.992	8942
	$3P(\frac{5}{2}^-)$	0.758	0.533	8747		$3F(\frac{1}{2}^-)$	0.849	0.734	9071
	$4P(\frac{5}{2}^-)$	0.546	0.810	8917		$4F(\frac{3}{2}^-)$	0.837	1.049	9273
0 1 1 1 2	$1P(\frac{3}{2}^-)$	0.433	0.435	8311	0 3 3 1 2	$1F(\frac{3}{2}^-)$	0.466	0.702	8709
	$2P(\frac{3}{2}^-)$	0.498	0.704	8629		$2F(\frac{5}{2}^-)$	0.483	0.992	8943
	$3P(\frac{3}{2}^-)$	0.754	0.531	8742		$3F(\frac{3}{2}^-)$	0.850	0.737	9073
	$4P(\frac{3}{2}^-)$	0.544	0.804	8908		$4F(\frac{5}{2}^-)$	0.847	1.050	9275
0 1 1 1 2	$1P(\frac{5}{2}^-)$	0.435	0.443	8321	0 3 3 1 3	$1F(\frac{5}{2}^-)$	0.466	0.699	8707
	$2P(\frac{5}{2}^-)$	0.497	0.714	8637		$2F(\frac{1}{2}^-)$	0.483	0.992	8942
	$3P(\frac{5}{2}^-)$	0.759	0.534	8749		$3F(\frac{3}{2}^-)$	0.849	0.734	9071
	$4P(\frac{5}{2}^-)$	0.547	0.812	8919		$4F(\frac{5}{2}^-)$	0.837	1.049	9273
0 2 2 1 1	$1D(\frac{1}{2}^+)$	0.455	0.572	8527	0 3 3 1 3	$1F(\frac{7}{2}^-)$	0.466	0.702	8710
	$2D(\frac{1}{2}^+)$	0.486	0.872	8798		$2F(\frac{5}{2}^-)$	0.483	0.992	8943
	$3D(\frac{1}{2}^+)$	0.813	0.624	8914		$3F(\frac{7}{2}^-)$	0.850	0.737	9073
	$4D(\frac{1}{2}^+)$	0.583	0.923	9098		$4F(\frac{5}{2}^-)$	0.847	1.050	9275
0 2 2 1 1	$1D(\frac{3}{2}^+)$	0.456	0.576	8531	0 3 3 1 4	$1F(\frac{1}{2}^-)$	0.466	0.699	8707
	$2D(\frac{3}{2}^+)$	0.486	0.875	8801		$2F(\frac{3}{2}^-)$	0.483	0.992	8941
	$3D(\frac{3}{2}^+)$	0.815	0.627	8917		$3F(\frac{5}{2}^-)$	0.849	0.733	9071
	$4D(\frac{3}{2}^+)$	0.594	0.938	9104		$4F(\frac{7}{2}^-)$	0.837	1.049	9272

baryon in the hypercentral constituent quark model,” *Chin. Phys. C* **42**, 053101 (2018).

- [20] M. S. Liu, Q. F. Lü and X. H. Zhong, “Triply charmed and bottom baryons in a constituent quark model,” *Phys. Rev. D* **101**, 074031 (2020).
- [21] G. Yang, J. Ping, P. G. Ortega and J. Segovia, “Triply heavy baryons in the constituent quark model,” *Chin. Phys. C* **44**, 023102 (2020).
- [22] S. Migura, D. Merten, B. Metsch and H. R. Petry, “Charmed baryons in a relativistic quark model,” *Eur. Phys. J. A* **28**, 41 (2006).
- [23] A. P. Martynenko, “Ground-state triply and doubly heavy baryons in a relativistic three-quark model,” *Phys. Lett. B* **663**, 317 (2008).
- [24] B. Silvestre-Brac, “Spectrum and static properties of heavy baryons,” *Few Body Syst.* **20**, 1 (1996).
- [25] Y. Jia, “Variational study of weakly coupled triply heavy baryons,” *JHEP* **10**, 073 (2006).
- [26] W. Roberts and M. Pervin, “Heavy baryons in a quark model,” *Int. J. Mod. Phys. A* **23**, 2817 (2008).
- [27] Z. Ghalenovi, A. A. Rajabi and M. Hamzavi, “The heavy baryon masses in variational approach and spin-isospin dependence,” *Acta Phys. Polon. B* **42**, 1849 (2011).
- [28] Z. Shah and A. K. Rai, “Mass spectra of triply heavy charm-beauty baryons,” *EPJ Web Conf.* **202**, 06001 (2019).
- [29] R. N. Faustov and V. O. Galkin, “Triply heavy baryon spectroscopy in the relativistic quark model,” *Phys. Rev. D* **105**, 014013 (2022).
- [30] Z. G. Wang, “Analysis of the Triply Heavy Baryon States with QCD Sum Rules,” *Commun. Theor. Phys.* **58**, 723 (2012).
- [31] Z. G. Wang, “Triply-charmed dibaryon states or two-baryon scattering states from QCD sum rules,” *Phys. Rev. D* **102**, 034008 (2020).
- [32] Z. G. Wang, “Analysis of the triply-heavy baryon states with

Table 7: Predicted masses(in MeV) and r.m.s. radii(in fm) of the ρ -mode Ω_{bbc} baryons for different configurations

$l_\rho l_\lambda L s j$	$nL(J^P)$	$\sqrt{\langle r_\rho^2 \rangle}$	$\sqrt{\langle r_\lambda^2 \rangle}$	M
0 0 0 1 1	$1S(\frac{1}{2}^+)$	0.272	0.297	11217
	$2S(\frac{1}{2}^+)$	0.506	0.391	11604
	$3S(\frac{1}{2}^+)$	0.346	0.584	11700
	$4S(\frac{1}{2}^+)$	0.722	0.432	11888
0 0 0 1 1	$1S(\frac{3}{2}^+)$	0.275	0.307	11236
	$2S(\frac{3}{2}^+)$	0.512	0.398	11617
	$3S(\frac{3}{2}^+)$	0.345	0.593	11709
	$4S(\frac{3}{2}^+)$	0.724	0.436	11899
1 0 1 0 1	$1P(\frac{1}{2}^-)$	0.420	0.329	11492
	$2P(\frac{1}{2}^-)$	0.672	0.396	11798
	$3P(\frac{1}{2}^-)$	0.485	0.627	11938
	$4P(\frac{1}{2}^-)$	0.771	0.438	12046
1 0 1 0 1	$1P(\frac{3}{2}^-)$	0.423	0.337	11507
	$2P(\frac{3}{2}^-)$	0.679	0.403	11809
	$3P(\frac{3}{2}^-)$	0.485	0.635	11946
	$4P(\frac{3}{2}^-)$	0.771	0.443	12057
2 0 2 1 1	$1D(\frac{1}{2}^+)$	0.543	0.355	11690
	$2D(\frac{1}{2}^+)$	0.832	0.421	11960
	$3D(\frac{1}{2}^+)$	0.610	0.650	12107
	$4D(\frac{1}{2}^+)$	0.786	0.455	12209
2 0 2 1 1	$1D(\frac{3}{2}^+)$	0.547	0.363	11700
	$2D(\frac{3}{2}^+)$	0.838	0.429	11969
	$3D(\frac{3}{2}^+)$	0.610	0.658	12114
	$4D(\frac{3}{2}^+)$	0.788	0.461	12219
2 0 2 1 2	$1D(\frac{5}{2}^+)$	0.545	0.353	11688
	$2D(\frac{5}{2}^+)$	0.834	0.419	11959
	$3D(\frac{5}{2}^+)$	0.612	0.648	12106
	$4D(\frac{5}{2}^+)$	0.786	0.454	12208
2 0 2 1 2	$1D(\frac{7}{2}^+)$	0.550	0.366	11706
	$2D(\frac{7}{2}^+)$	0.843	0.431	11973
	$3D(\frac{7}{2}^+)$	0.612	0.661	12118
	$4D(\frac{7}{2}^+)$	0.789	0.465	12226
2 0 2 1 3	$1D(\frac{5}{2}^+)$	0.547	0.351	11688
	$2D(\frac{5}{2}^+)$	0.838	0.418	11959
	$3D(\frac{5}{2}^+)$	0.616	0.646	12107
	$4D(\frac{5}{2}^+)$	0.787	0.455	12211
2 0 2 1 3	$1D(\frac{7}{2}^+)$	0.555	0.369	11713
	$2D(\frac{7}{2}^+)$	0.849	0.434	11979
	$3D(\frac{7}{2}^+)$	0.615	0.664	12123
	$4D(\frac{7}{2}^+)$	0.794	0.471	12237
3 0 3 0 3	$1F(\frac{3}{2}^-)$	0.655	0.373	11854
	$2F(\frac{3}{2}^-)$	0.980	0.441	12097
	$3F(\frac{3}{2}^-)$	0.727	0.665	12250
	$4F(\frac{3}{2}^-)$	0.865	0.531	12380
3 0 3 0 3	$1F(\frac{5}{2}^-)$	0.662	0.390	11875
	$2F(\frac{5}{2}^-)$	0.984	0.456	12114
	$3F(\frac{5}{2}^-)$	0.729	0.681	12265
	$4F(\frac{5}{2}^-)$	0.891	0.562	12403

- the QCD sum rules," *AAPPS Bull.* **31**, 5 (2021).
- [33] T. M. Aliev, K. Azizi and M. Savci, "Masses and Residues of the Triply Heavy Spin-1/2 Baryons," *JHEP* **04**, 042 (2013).
- [34] K. Azizi, T. M. Aliev and M. Savci, "Properties of doubly and triply heavy baryons," *J. Phys. Conf. Ser.* **556**, 012016 (2014).
- [35] J. R. Zhang and M. Q. Huang, "Deciphering triply heavy baryons in terms of QCD sum rules," *Phys. Lett. B* **674**, 28 (2009).
- [36] T. M. Aliev, K. Azizi and M. Savci, "Properties of triply heavy spin-3/2 baryons," *J. Phys. G* **41**, 065003 (2014).
- [37] S. Meinel, "Prediction of the Ω_{bbb} mass from lattice QCD," *Phys. Rev. D* **82**, 114514 (2010).
- [38] S. Meinel, "Excited-state spectroscopy of triply-bottom baryons from lattice QCD," *Phys. Rev. D* **85**, 114510 (2012).
- [39] M. Padmanath, R. G. Edwards, N. Mathur and M. Peardon, "Spectroscopy of triply-charmed baryons from lattice QCD," *Phys. Rev. D* **90**, 074504 (2014).
- [40] Y. Namekawa *et al.* [PACS-CS], "Charmed baryons at the physical point in 2+1 flavor lattice QCD," *Phys. Rev. D* **87**, 094512 (2013).
- [41] J. Vijande, A. Valcarce and H. Garcilazo, "Constituent-quark model description of triply heavy baryon nonperturbative lattice QCD data," *Phys. Rev. D* **91**, 054011 (2015).
- [42] N. Mathur, M. Padmanath and S. Mondal, "Precise predictions of charmed-bottom hadrons from lattice QCD," *Phys. Rev. Lett.* **121**, 202002 (2018).
- [43] K. U. Can, G. Erkol, M. Oka and T. T. Takahashi, "Look inside charmed-strange baryons from lattice QCD," *Phys. Rev. D* **92**, 114515 (2015).
- [44] Z. S. Brown, W. Detmold, S. Meinel and K. Orginos, "Charmed bottom baryon spectroscopy from lattice QCD," *Phys. Rev. D* **90**, 094507 (2014).
- [45] R. A. Briceno, H. W. Lin and D. R. Bolton, "Charmed-Baryon Spectroscopy from Lattice QCD with $N_f = 2+1+1$ Flavors," *Phys. Rev. D* **86**, 094504 (2012).
- [46] K. W. Wei, B. Chen and X. H. Guo, "Masses of doubly and triply charmed baryons," *Phys. Rev. D* **92**, 076008 (2015).
- [47] K. W. Wei, B. Chen, N. Liu, Q. Q. Wang and X. H. Guo, "Spectroscopy of singly, doubly, and triply bottom baryons," *Phys. Rev. D* **95**, 116005 (2017).
- [48] J. Oudichhya, K. Gandhi and A. k. Rai, "Investigation of Ω_{ccb} and Ω_{cbb} baryons in Regge phenomenology," *Pramana* **97**, 151 (2023).
- [49] N. Brambilla, J. Ghiglieri and A. Vairo, "The Three-quark static potential in perturbation theory," *Phys. Rev. D* **81**, 054031 (2010).
- [50] F. J. Llanes-Estrada, O. I. Pavlova and R. Williams, "A First Estimate of Triply Heavy Baryon Masses from the pNRQCD Perturbative Static Potential," *Eur. Phys. J. C* **72**, 2019 (2012).
- [51] L. X. Gutiérrez-Guerrero, A. Bashir, M. A. Bedolla and E. Santopinto, "Masses of Light and Heavy Mesons and Baryons: A Unified Picture," *Phys. Rev. D* **100**, 114032 (2019).
- [52] N. Brambilla, A. Vairo and T. Rosch, "Effective field theory Lagrangians for baryons with two and three heavy quarks," *Phys. Rev. D* **72**, 034021 (2005).
- [53] P. L. Yin, C. Chen, G. Krein, C. D. Roberts, J. Segovia and S. S. Xu, "Masses of ground-state mesons and baryons, including those with heavy quarks," *Phys. Rev. D* **100**, 034008 (2019).
- [54] S. x. Qin, C. D. Roberts and S. M. Schmidt, "Spectrum of light- and heavy-baryons," *Few Body Syst.* **60**, 26 (2019).
- [55] K. Serafin, M. Gómez-Rocha, J. More and S. D. Glazek, "Approximate Hamiltonian for baryons in heavy-flavor QCD," *Eur. Phys. J. C* **78**, 964 (2018).

- [56] D. Ebert, R. N. Faustov and V. O. Galkin, “Properties of heavy quarkonia and B_c mesons in the relativistic quark model,” *Phys. Rev. D* **67**, 014027 (2003).
- [57] D. Ebert, R. N. Faustov and V. O. Galkin, “Spectroscopy and Regge trajectories of heavy quarkonia and B_c mesons,” *Eur. Phys. J. C* **71**, 1825 (2011).
- [58] S. Godfrey and N. Isgur, “Mesons in a Relativized Quark Model with Chromodynamics,” *Phys. Rev. D* **32**, 189 (1985).
- [59] S. Capstick and N. Isgur, “Baryons in a relativized quark model with chromodynamics,” *Phys. Rev. D* **34**, 2809 (1986); *AIP Conf. Proc.* **132**, 267 (1985).
- [60] Q. F. Lü, D. Y. Chen and Y. B. Dong, “Masses of fully heavy tetraquarks $QQ\bar{Q}\bar{Q}$ in an extended relativized quark model,” *Eur. Phys. J. C* **80**, 871 (2020).
- [61] Q. F. Lü, D. Y. Chen, Y. B. Dong and E. Santopinto, “Triply-heavy tetraquarks in an extended relativized quark model,” *Phys. Rev. D* **104**, 054026 (2021).
- [62] G. J. Wang, L. Meng, M. Oka and S. L. Zhu, “Higher fully charmed tetraquarks: Radial excitations and P-wave states,” *Phys. Rev. D* **104**, 036016 (2021).
- [63] F. X. Liu, M. S. Liu, X. H. Zhong and Q. Zhao, “Fully-strange tetraquark $ss\bar{s}\bar{s}$ spectrum and possible experimental evidence,” *Phys. Rev. D* **103**, 016016 (2021).
- [64] L. Meng, Y. K. Chen, Y. Ma and S. L. Zhu, “Tetraquark bound states in constituent quark models: Benchmark test calculations,” *Phys. Rev. D* **108**, 114016 (2023).
- [65] G. L. Yu, Z. Y. Li, Z. G. Wang, J. Lu and M. Yan, “The S- and P-wave fully charmed tetraquark states and their radial excitations,” *Eur. Phys. J. C* **83**, 416 (2023).
- [66] G. L. Yu, Z. Y. Li, Z. G. Wang, B. WU, Z. Zhou and J. Lu, “The ground states of hidden-charm tetraquarks and their radial excitations,” *Eur. Phys. J. C* **84**, 1130 (2024).
- [67] G. L. Yu, Z. Y. Li, Z. G. Wang, J. Lu and M. Yan, “Systematic analysis of single heavy baryons Λ_Q , Σ_Q and Ω_Q ,” *Nucl. Phys. B* **990**, 116183 (2023).
- [68] G. L. Yu, Z. Y. Li, Z. G. Wang, J. Lu and M. Yan, “Systematic analysis of doubly charmed baryons Ξ_{cc} and Ω_{cc} ,” *Eur. Phys. J. A* **59**, 126 (2023).
- [69] Z. Y. Li, G. L. Yu, Z. G. Wang, J. Z. Gu and J. Lu, “Systematic analysis of strange single heavy baryons Ξ_c and Ξ_b ,” *Chin. Phys. C* **47**, 073105 (2023).
- [70] Z. Y. Li, G. L. Yu, Z. G. Wang and J. Z. Gu, “Heavy quark dominance in orbital excitation of singly and doubly heavy baryons,” *Eur. Phys. J. C* **84**, no.2, 106 (2024).
- [71] R. Aaij *et al.* [LHCb], “Observation of New Ω_c^0 States Decaying to the $\Xi_c^+ K^-$ Final State,” *Phys. Rev. Lett.* **131**, 131902 (2023).
- [72] R. Aaij *et al.* [LHCb], “Observation of New Baryons in the $\Xi_b^- \pi^+ \pi^-$ and $\Xi_b^0 \pi^+ \pi^-$ Systems,” *Phys. Rev. Lett.* **131**, 171901 (2023).
- [73] M. Kamimura, “Nonadiabatic coupled-rearrangement-channel approach to muonic molecules,” *Phys. Rev. A* **38**, 621 (1988).
- [74] E. Hiyama, Y. Kino and M. Kamimura, “Gaussian expansion method for few-body systems,” *Prog. Part. Nucl. Phys.* **51**, 223 (2003).
- [75] Y. W. Pan, T. W. Wu, M. Z. Liu and L. S. Geng, “Three-body molecules $\overline{DD}^* \Sigma_c$: Understanding the nature of T_{cc} , $P_c(4312)$, $P_c(4440)$, and $P_c(4457)$,” *Phys. Rev. D* **105**, 114048 (2022)[arXiv:2204.02295 [hep-ph]].
- [76] T. Regge, “Introduction to complex orbital momenta,” *Nuovo Cim.* **14**, 951 (1959).
- [77] T. Regge, “Bound states, shadow states and Mandelstam representation,” *Nuovo Cim.* **18**, 947 (1960).
- [78] G. F. Chew and S. C. Frautschi, “Principle of Equivalence for All Strongly Interacting Particles Within the S Matrix Framework,” *Phys. Rev. Lett.* **7**, 394 (1961).
- [79] G. F. Chew and S. C. Frautschi, “Regge Trajectories and the Principle of Maximum Strength for Strong Interactions,” *Phys. Rev. Lett.* **8**, 41 (1962).
- [80] G. S. Bali, “QCD forces and heavy quark bound states,” *Phys. Rept.* **343**, 1 (2001).
- [81] D. V. Bugg, “Four sorts of meson,” *Phys. Rept.* **397**, 257 (2004).
- [82] E. Klempt and A. Zaitsev, “Glueballs, Hybrids, Multiquarks. Experimental facts versus QCD inspired concepts,” *Phys. Rept.* **454**, 1 (2007).
- [83] W. Lucha, F. F. Schoberl and D. Gromes, “Bound states of quarks,” *Phys. Rept.* **200**, 127 (1991).
- [84] Y. Nambu, “Strings, Monopoles and Gauge Fields,” *Phys. Rev. D* **10**, 4262 (1974).
- [85] Y. Nambu, “QCD and the String Model,” *Phys. Lett. B* **80**, 372 (1979).
- [86] D. Ebert, R. N. Faustov and V. O. Galkin, “Spectroscopy and Regge trajectories of heavy baryons in the relativistic quark-diquark picture,” *Phys. Rev. D* **84**, 014025 (2011).