

## REP-TILES

RYAN BLAIR, PATRICIA CAHN, ALEXANDRA KJUCHUKOVA,  
AND HANNAH SCHWARTZ

ABSTRACT. An  $n$ -dimensional rep-tile is a compact, connected submanifold of  $\mathbb{R}^n$  with non-empty interior, which can be decomposed into pairwise isometric rescaled copies of itself whose interiors are disjoint. Given any finite bouquet of spheres  $X$ , we construct a rep-tile homotopy equivalent to  $X$ . We also show that every smooth compact  $n$ -dimensional submanifold of  $\mathbb{R}^n$  with connected boundary is topologically isotopic to a rep-tile. Consequently, there is a rep-tile in the homotopy type of any finite CW complex.

### 1. MANIFOLDS WHICH ARE REP-TILES

A rep-tile  $X$  is a codimension-0 subset of  $\mathbb{R}^n$  with non-empty interior which can be written as a finite union  $X = \bigcup_i X_i$  of pairwise isometric sets  $X_i$ , each of which is similar to  $X$ ; and such that  $X_i, X_j$  have non-intersecting interiors whenever  $i \neq j$ . Early sightings of rep-tiles were recorded in [Gar63, Gol64]. A rep-tile in  $\mathbb{R}^n$  which is also a compact smooth manifold will be called a  *$n$ -dimensional rep-tile*. We show that any  $n$ -dimensional compact manifold  $R$  with connected boundary embedded smoothly in  $\mathbb{R}^n$  is topologically isotopic to a rep-tile. Since every  $n$ -dimensional rep-tile has connected boundary (Lemma 3.2), our result proves that any submanifold of  $\mathbb{R}^n$  which could potentially be homeomorphic to an  $n$ -dimensional rep-tile is in fact isotopic to one.

Because  $n$ -dimensional rep-tiles tile  $\mathbb{R}^n$ , rep-tiles have been studied not only for their intrinsic beauty but also in connection with tilings of Euclidean space; see [Gar77] or [Rad21] for a discussion of the case  $n = 2$ . A notable achievement was a non-periodic tiling of the plane by a rep-tile, due to Conway, which was later used to create the first example of a pinwheel tiling, i.e. one in which the tile occurs in infinitely many orientations [Rad94]. The elegant 2-dimensional rep-tile portrayed in Figure 1 was the building block in one of Goodman-Strauss's constructions of a hierarchical tiling of  $\mathbb{R}^2$  [GS98] and is also found in [Thu89].



FIGURE 1. The “chair” rep-tile.

The first planar rep-tile with non-trivial fundamental group was discovered by Grünbaum, settling a question of Conway [CFG91, C17]. In 1998, Gerrit van Ophuyzen found the first example of a rep-tile homeomorphic to a solid torus,

---

*Date:* July 2024.

answering a question by Goodman-Strauss [vO97]. Tilings of  $B^n$  by mutually isometric knots were constructed by [Oh96]. Subsequently, Adams proved that any compact submanifold of  $\mathbb{R}^3$  with connected boundary tiles it [Ada95]. Tilings of  $\mathbb{R}^3$  of higher genus were also constructed in [Sch94]. Building on the above work, in 2021 came the homeomorphism classification of 3D rep-tiles.

**Theorem 1.1.** [BMR16] *A submanifold  $R$  of  $\mathbb{R}^3$  is a 3-dimensional rep-tile if and only if  $R$  is homeomorphic to the exterior of a finite connected graph in  $S^3$ .*

The above implies that any 3-manifold which could potentially be a rep-tile is homeomorphic one. The last conclusion follows from Fox's re-embedding theorem [Fox48], which classifies codimension-0 submanifolds of  $S^3$ , together with Lemma 3.2 which shows that a rep-tile has connected boundary.

Our main result is Theorem 1.2, which completes the isotopy classification of manifold rep-tiles in all dimensions, without relying on a classification of codimension-0 submanifolds of  $\mathbb{R}^n$ .

**Theorem 1.2.** *Let  $R^n \subset \mathbb{R}^n$  be a compact smooth  $n$ -manifold with connected boundary. Then,  $R^n$  is topologically isotopic to a rep-tile.*

**Corollary 1.2.1.** *Let  $X$  be a compact connected CW complex of dimension  $n \geq 1$ . Then  $X$  is homotopy equivalent to a  $(2n + 1)$ -dimensional rep-tile.*

*Proof.* Suppose that  $X$  is a compact connected CW complex of dimension  $n$ . Then,  $X$  embeds in  $\mathbb{R}^{2n+1}$ , by the Nöbeling-Pontryagin Theorem [Den90, p. 125, Theorem 9]. Let  $R$  be a closed regular neighborhood of  $X$  in  $\mathbb{R}^{2n+1}$ . Then  $R$  is a compact  $(2n + 1)$ -manifold embedded in  $\mathbb{R}^{2n+1}$ . Moreover,  $R$  has a single boundary component. Indeed, suppose  $\partial(R)$  has two or more connected components  $N_1, N_2, \dots, N_k$ . Since  $N_j$  is a closed  $2n$  manifold embedded in  $\mathbb{R}^{2n+1}$ , it is orientable, so  $H_{2n}(N_j; \mathbb{Z}) \cong \mathbb{Z}$ . Moreover, since  $k > 1$ , we have that  $H_{2n+1}(R, N_j) = 0$  for each  $j = 1, 2, \dots, k$ . Therefore, we see from the long exact sequence of the pair that the inclusion-induced map  $i_* : H_{2n}(N_j) \rightarrow H_{2n}(R)$  is injective. But  $R$  has the homotopy type of an  $n$ -complex, which is a contradiction. Therefore, by Theorem 1.2,  $R$  is isotopic to a rep-tile.  $\square$

The proof of Theorem 1.2 describes a procedure for isotoping any codimension-0 smooth submanifold  $R$  of  $\mathbb{R}^n$  with connected boundary to a rep-tile. While the proof is constructive, in effect it is done without writing down any new rep-tiles. In Section 2 we therefore also give, for any  $n \geq 0$ , an explicit construction of a rep-tile homeomorphic to  $S^n \times D^2$ . This leads to an almost equally explicit construction of a rep-tile in the homotopy type of any finite bouquet of spheres. In particular, we can build explicit rep-tiles with non-vanishing homotopy groups in arbitrarily many dimensions.

Rep-tiles induce self-similar tilings of Euclidean space; they can be used to construct non-periodic and aperiodic tilings of the plane and higher-dimensional Euclidean spaces. Self-similar tilings have connections to combinatorial group theory [CL90], propositional logic [Wan60, Ber66, Rob71] (where some of the questions in the field originated), dynamical systems [Thu89], among others. Our rep-tiles give new self-similar tilings of  $\mathbb{R}^n$  by tiles with interesting topology.

The paper is organized as follows: in Section 2 we construct a rep-tile homeomorphic to  $S^n \times D^2$ , presented explicitly as a union of cubes in  $\mathbb{R}^{n+2}$ ; we also show

how to construct rep-tiles homotopy equivalent to wedges of spheres. Section 3 is where we prove the main theorem.

## 2. SUSPENDING REP-TILES IN ALL DIMENSIONS

In this section, an  $n$ -dimensional *polycube* is a union of unit cubes with vertices in the integer lattice in  $\mathbb{R}^n$ . Observe that a polycube that tiles a cube is a rep-tile (see also Lemma 3.1). Recall that if a rep-tile  $R$  is written as a union of  $k$  rescaled, pairwise isometric copies of  $R$  with disjoint interiors,  $k$  is called the *index* of  $R$ . The  $n$ -dimensional rep-tiles constructed in this section have index  $4^n$ : they are  $n$ -dimensional polycubes built from  $2 \cdot 4^{n-1}$  cubes, such that 2 copies of the rep-tile tile a cube. (For a formal definition of tiling, see Definition 3.2.)

**2.1. Geometric description of suspending a rep-tile homotopy equivalent to  $S^n$ .** We will define an operation, akin to a suspension, which takes as input an explicit rep-tile of the homotopy type of  $S^{n-1}$ ,  $n \geq 1$ , and produces a rep-tile which has the homotopy type of  $S^n$ . More precisely, we will write down a polycube homeomorphic to  $S^{n-1} \times D^2$ , presented as a union of  $(n+1)$ -dimensional cubes embedded in  $\mathbb{R}^{n+1}$ . Moreover, we will show by induction that this  $(n+1)$ -dimensional polycube, together with its image under a rotation in  $\mathbb{R}^{n+1}$ , tiles a cube and is therefore a rep-tile.

We will then “suspend” this rep-tile in two stages, as usual: we will take the product with the interval  $[0, 4]$ ; and we will “collapse” each end. Only, instead of quotienting  $X \times \{0\}$  and  $X \times \{4\}$  to a point, we will complete each of  $X \times [0, 1]$  and  $X \times [3, 4]$  to a  $(n+2)$ -ball. This will be done in a manner compatible with the cubification and the rotation.

To carry out the first step, we begin by taking the product of  $[0, 4]^{n+1}$  (written as a union of  $S^{n-1} \times D^2$  and its image under a rotation) with the interval  $[0, 4]$ . This product naturally decomposes as a union of  $(n+2)$ -dimensional cubes, by crossing each cube in the original decomposition of  $[0, 4]^{n+1}$  with four unit intervals,  $[i, i+1]$ ,  $i = 0, 1, 2, 3$ . At this stage, we have realized  $(S^{n-1} \times D^2) \times I$  as a polycube in  $\mathbb{R}^{n+2}$  so that it tiles  $[0, 4]^{n+2}$ . Moreover, each unit-thickness slice, or  $(S^{n-1} \times D^2) \times [i, i+1]$  in this polycube has the property that, together with a rotated copy of itself, it tiles  $[0, 4]^{n+1} \times [i, i+1]$ . This is a direct consequence of the fact that two copies of  $(S^{n-1} \times D^2) \times \{t\}$  tile  $[0, 4]^{n+1} \times \{t\}$  for all  $t \in [0, 4]$ . See Figure 3, top, for the explicit embedding of  $(S^{n-1} \times D^2) \times [0, 4]$  into  $[0, 4]^{n+1} \times [0, 4]$  in the case  $n = 1$ .

To carry out the second step, we will move around some cubes in the slices  $[0, 1]$  and  $[3, 4]$ , by which means these two slices will become balls. (Up to homotopy, we have contracted each of the two ends of the product to a point.) The levels  $[1, 2]$  and  $[2, 3]$  are left untouched. This completes the “suspension” operation. The result of this construction is a rep-tile homeomorphic to  $S^n \times D^2$  embedded in  $\mathbb{R}^{n+2}$  and such that two copies of it, related by a rotation, tile the cube  $[0, 4]^{n+2} \subset \mathbb{R}^{n+2}$ . (Aside: this demonstrates that rep-tiles can have non-trivial  $\pi_n$  for all  $n \geq 0$ , answering Conway’s and Goodman-Strauss’s question in all dimensions.)

The steps described above are carried out in Section 2.3, where, for each  $n \geq 0$ , a rep-tile homeomorphic to  $S^n \times D^2$  will be given as a union of unit cubes with integer vertices in  $[0, 4]^{n+2} \subset \mathbb{R}^{n+2}$ . But first, in Section 2.2, we will describe a cube stacking operation which will be used to that end.

**2.2. Stacks of cubes.** We first introduce notation for certain polycubes in  $[0, 4]^{n+2}$  which are built from an iterative procedure we call *cube-stacking*. The sphere bundles of interest,  $S^n \times D^2$ , will be built explicitly by cube stacking in Section 2.3.

Observe that we can decompose  $[0, 4]^{n+2}$  into 4 rectangular  $(n+2)$ -prisms, which we call *levels*, as follows. Let  $L_i = [0, 4]^{n+1} \times [i, i+1]$  for  $i \in \{0, 1, 2, 3\}$ . Each of the  $4^{n+1}$  unit  $(n+2)$ -cubes in  $L_0$  has a unique vertex  $(x_1, \dots, x_{n+1}, 0) \in [0, 4]^{n+2}$  that is closest to the origin. We will use the vertex closest to the origin as an identifier of each unit cube in  $L_0$ . Precisely, let  $C_0^{\vec{x}}$  denote the unit  $(n+2)$ -cube in  $L_0$  whose vertex closest to the origin corresponds to the coordinate vector

$$\vec{x} = (x_1, \dots, x_{n+1}) \subseteq \{0, 1, 2, 3\}^{n+1}.$$

The subscript in the notation  $C_0^{\vec{x}}$  indicates the level. The remaining unit cubes in  $[0, 4]^{n+2}$  are labeled in the same manner. That is, there are 3 cubes lying directly above  $C_0^{\vec{x}}$  for each  $\vec{x}$ , and their subscripts are determined by the level that contains them. Explicitly, letting  $F^{\vec{x}}$  denote the facet of  $C_0^{\vec{x}}$  obtained by setting the last coordinate to 0, we have:

$$C_i^{\vec{x}} = F^{\vec{x}} \times [i, i+1].$$

As intended, each  $C_i^{\vec{x}} \subset L_i$ . Some cubes contained in  $[0, 4]^2$  are labeled in Figure 2.

We are now ready to define a class of polycubes that will be very useful for building rep-tiles.

**Definition 2.1.** We say a polycube  $S$  in  $[0, 4]^{n+2}$  is a *stack of cubes* if  $S$  is a union of  $C_i^{\vec{x}}$  and, whenever  $S$  contains  $C_i^{\vec{x}}$  for  $i \geq 1$ ,  $S$  also contains  $C_{i-1}^{\vec{x}}$ .

The homotopy type of a stack of cubes is described by its footprint, or projection to the hyperplane in  $\mathbb{R}^{n+2}$  defined by setting the last coordinate to 0. Furthermore, a stack of cubes contained in  $[0, 4]^{n+2}$  can be encoded by the following datum:

$$\{(\vec{x}, j) \mid \vec{x} \in \{0, 1, 2, 3\}^{n+1}, j = 0, 1, 2, 3, 4\},$$

where each pair  $(\vec{x}, j)$  indicates that the height of the column containing all cubes labeled  $C_i^{\vec{x}}$  is equal to  $j$ . In other words,  $C_i^{\vec{x}}$  is contained in the given polycube if and only if  $i < j$ . (We remind the reader that the vector  $\vec{x}$  denotes a point in  $\mathbb{R}^{n+1}$  identified with the plane  $x_{n+2} = 0$  in  $\mathbb{R}^{n+2}$ .) See Figure 2 for a stack of squares represented by integers (values of  $j$ ) on a line (the union of four 1-dimensional unit facets). Figure 3, top right, is an example of a stack of 3-dimensional cubes, represented by integers in each of sixteen 2-dimensional unit facets. Each integer indicates the height of the column of unit cubes stacked on top of the corresponding facet.

The above description clearly suggests that a stack of cubes  $S$  in dimension  $m$  can be described by a function

$$S : \{0, 1, 2, 3\}^{m-1} \rightarrow \{0, 1, 2, 3, 4\},$$

which picks out the second coordinate of each pair  $(\vec{x}, j)$  in the given description of  $S$ . In other words,  $S(\vec{x})$  is the number of cubes stacked directly on top of the unit facet  $F^{\vec{x}} \subset [0, 4]^{m-1} \times \{0\}$  whose vertex closest to the origin is the point  $\vec{x} \times 0$ .

*Remark 1.* Whether or not a polycube fulfills the definition of a stack of cubes will almost always depend on the choice of last coordinate, or stacking direction. The polycube given at the bottom of Figure 3 is a stack of cubes with respect to vertical direction, but not with respect to the product direction (determined by the axis of rotation,  $P_0 \times \mathbb{R}$ ) which is used to define the  $[i, i+1]$  slices of the suspension

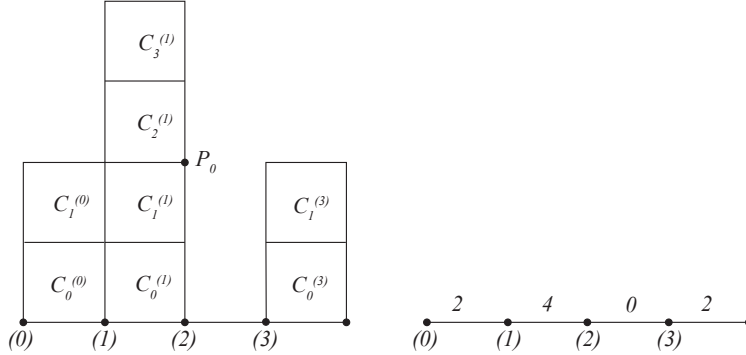


FIGURE 2. A 2-dimensional stack of cubes homeomorphic to  $S^0 \times D^2$ . The stacking function  $S_0 : \{0, 1, 2, 3\} \rightarrow \{0, 1, 2, 3, 4\}$  is given by  $S_0(0) = 2$ ,  $S_0(1) = 4$ ,  $S_0(2) = 0$ , and  $S_0(3) = 2$ . This stack of cubes and its image under rotation by  $\pi$  about  $P_0$  tile  $[0, 4]^2$ .

operation. To avoid confusion between the two directions (the one with respect to which the polycube is a stack of cubes; and the one in which we perform the suspension) we will call the levels determined by the axis of rotation “slices”.

**2.3. Suspending spherical rep-tiles.** In this section we prove, inductively, that  $S^n \times D^2$  is an  $(n + 2)$ -dimensional rep-tile for all  $n \geq 0$ . We start by realizing  $S^0 \times D^2$  as a stack of cubes which we denote  $S_0$ . In the notation described above, the polycube  $S_0$  is defined by the function

$$S_0 : \{0, 1, 2, 3\} \rightarrow \{0, 1, 2, 3, 4\}$$

given by  $(2, 4, 0, 2)$ . See Figure 2 for a geometric realization of the polycube  $S_0$ . Clearly,  $S_0$  is homeomorphic to  $S^0 \times D^2$ . Furthermore, observe that two copies of  $S_0$  tile the square  $[0, 4]^2$ . Indeed,  $\overline{[0, 4]^2} \setminus S_0$  equals the image of  $S_0$  under rotation by  $\pi$  about the point  $P_0 := (2, 2)$ . As  $S_0$  is a union of 8 squares, we have thus realized  $S_0$  as a union of 16 scaled copies of itself, i.e. we have presented  $S_0$  as an index-16 rep-tile.

We now proceed by induction to construct rep-tiles which are homeomorphic to  $S^n \times D^2$  for all  $n \geq 1$ . This will follow the steps outlined in Section 2.1, and each rep-tile will be described as a stack of cubes.

Let  $n \geq 1$ . We assume that we have constructed an  $(n + 1)$ -dimensional stack of cubes  $S_{n-1} : \{0, 1, 2, 3\}^n \rightarrow \{0, 1, 2, 3, 4\}$  which presents  $S^{n-1} \times D^2$  as an index- $4^{n+1}$  rep-tile in  $\mathbb{R}^{n+1}$ . Our job is then to construct a stack of cubes  $S_n : \{0, 1, 2, 3\}^{n+1} \rightarrow \{0, 1, 2, 3, 4\}$  which presents  $S^n \times D^2$  as an index- $4^{n+2}$  rep-tile in  $\mathbb{R}^{n+2}$ .

We note for book-keeping purposes that the center of the  $4 \times 4$  square of intersection between the cube  $[0, 4]^{n+2}$  and the  $(x_1, x_2)$ -plane has coordinates  $(2, 2, 0, \dots, 0)$ . Now let  $P_{n-1}$  be the affine  $(n - 1)$ -plane in  $\mathbb{R}^{n+1}$  that is perpendicular to the  $x_1 x_2$ -coordinate plane and contains the point  $(2, 2, 0, \dots, 0)$ . See Figures 2 and 3 for illustrations of  $P_0$  and  $P_1$ .

We now formulate the inductive hypothesis. Precisely, we may assume that we have constructed a polycube  $S_{n-1}$ , with the following properties.

- (1)  $S_{n-1}$  and its image under a rotation of  $\pi$  about  $P_{n-1}$  tile the cube  $[0, 4]^{n+1}$ .  
(In particular  $S_{n-1}$  is a union of  $2 \cdot 4^n$  unit cubes.)
- (2)  $S_{n-1}$  is homeomorphic to  $S^{n-1} \times D^2$ .
- (3)  $|S_{n-1}^{-1}(\{4\})| = |S_{n-1}^{-1}(\{0\})|$ , i.e. the number of height 4 columns is equal to the number of height 0 columns.
- (4) After moving each cube in  $S_{n-1}$  that lies at the top of a height 4 column to lie in a height 0 column, the resulting stack of cubes is homeomorphic to  $D^{n+1}$ .
- (5) After moving each cube in  $S_{n-1}$  that lies at the top of a height 4 column to lie in a height 0 column, the resulting stack of cubes tiles  $[0, 4]^{n+1}$  via a rotation of  $\pi$  about  $P_{n-1}$ .

Note that assumptions (1) and (2) imply that we have presented  $S_{n-1} \cong S^{n-1} \times D^2$  as an index- $4^{n+1}$  rep-tile.

To see that each of these hypotheses is satisfied in the base case,  $n = 1$ , we refer once again to Figure 2. Hypotheses (1) and (2) are verified by direct examination. To check (3), note that  $S_0$  has one height 4 column and one height 0 column. For (4) and (5) it helps to be explicit about which cube is moved ( $C_3^{(1)}$ ), and where to (the location of the cube  $C_0^{(2)}$ , not pictured). The stacking function which describes the polycube obtained after the move is  $(2, 3, 1, 2)$ . This stack is clearly homeomorphic to  $D^2$ , verifying (4). Moreover, two copies of  $(2, 3, 1, 2)$ , related by rotation about  $P_0$ , tile  $[0, 4]^2$ , as claimed in (5). This concludes the description of the base case.

Let  $S_{n-1}$  be an  $(n+2)$ -dimensional polycube satisfying all parts of the inductive hypothesis. The desired stack of cubes  $S_n$  will be constructed in two stages, following the outline given in Section 2.1: we will build a polycube homeomorphic to  $S_{n-1} \times [0, 4]$ ; then we will “collapse the ends”. The latter step will be achieved by relocating  $2^n$   $(n+2)$ -dimensional cubes in  $S_{n-1} \times [0, 4]$ , half of them in the slice  $S_{n-1} \times [0, 1]$  and the rest in  $S_{n-1} \times [3, 4]$ . This will have the effect of turning the polycubes contained in those slices into balls, completing the “suspension”.

Denote by  $S_{n-1} : \{0, 1, 2, 3\}^n \rightarrow \{0, 1, 2, 3, 4\}$  the function defining the polycube  $S_{n-1}$  above. We use it to define an intermediate stacking function,  $\bar{S}_{n-1}$ , which gives a polycube homeomorphic to  $S^{n-1} \times [0, 4]$ . Let  $\bar{S}_{n-1} : \{0, 1, 2, 3\}^{n+1} \rightarrow \{0, 1, 2, 3, 4\}$  be given by:

$$\bar{S}_{n-1}(x_1, \dots, x_{n+1}) = S_{n-1}(x_1, \dots, x_n).$$

In other words, the column of cubes in  $\bar{S}_{n-1}$  which are stacked on top of the facet identified by the vertex  $(x_1, \dots, x_{n+1}, 0) \in \mathbb{R}^{n+2}$  has the same height as the column of cubes in  $S_{n-1}$  which are stacked on top of the facet identified by the vertex  $(x_1, \dots, x_n, 0) \in \mathbb{R}^{n+1}$ . The new coordinate,  $x_{n+1}$ , indicates the slice. Therefore, as intended,  $\bar{S}_{n-1}$  is a union of four translated copies of  $S_{n-1} \times [0, 1]$ :

$$\bar{S}_{n-1} = (S_{n-1} \times [0, 1]) \cup (S_{n-1} \times [1, 2]) \cup (S_{n-1} \times [2, 3]) \cup (S_{n-1} \times [3, 4]).$$

It remains to effectuate collapsing the ends. Specifically, we move each cube in the slice  $S_{n-1} \times [0, 1]$  that lies at the top of a height 4 column to lie in a height 0 column in  $S_{n-1} \times [0, 1]$ . We perform the same swap in the  $S_{n-1} \times [3, 4]$  slice. These swaps are possible, by induction hypothesis (3), which guarantees that  $|S_{n-1}^{-1}(\{4\})| = |S_{n-1}^{-1}(\{0\})|$ . Note that no cube has been moved to a different slice.

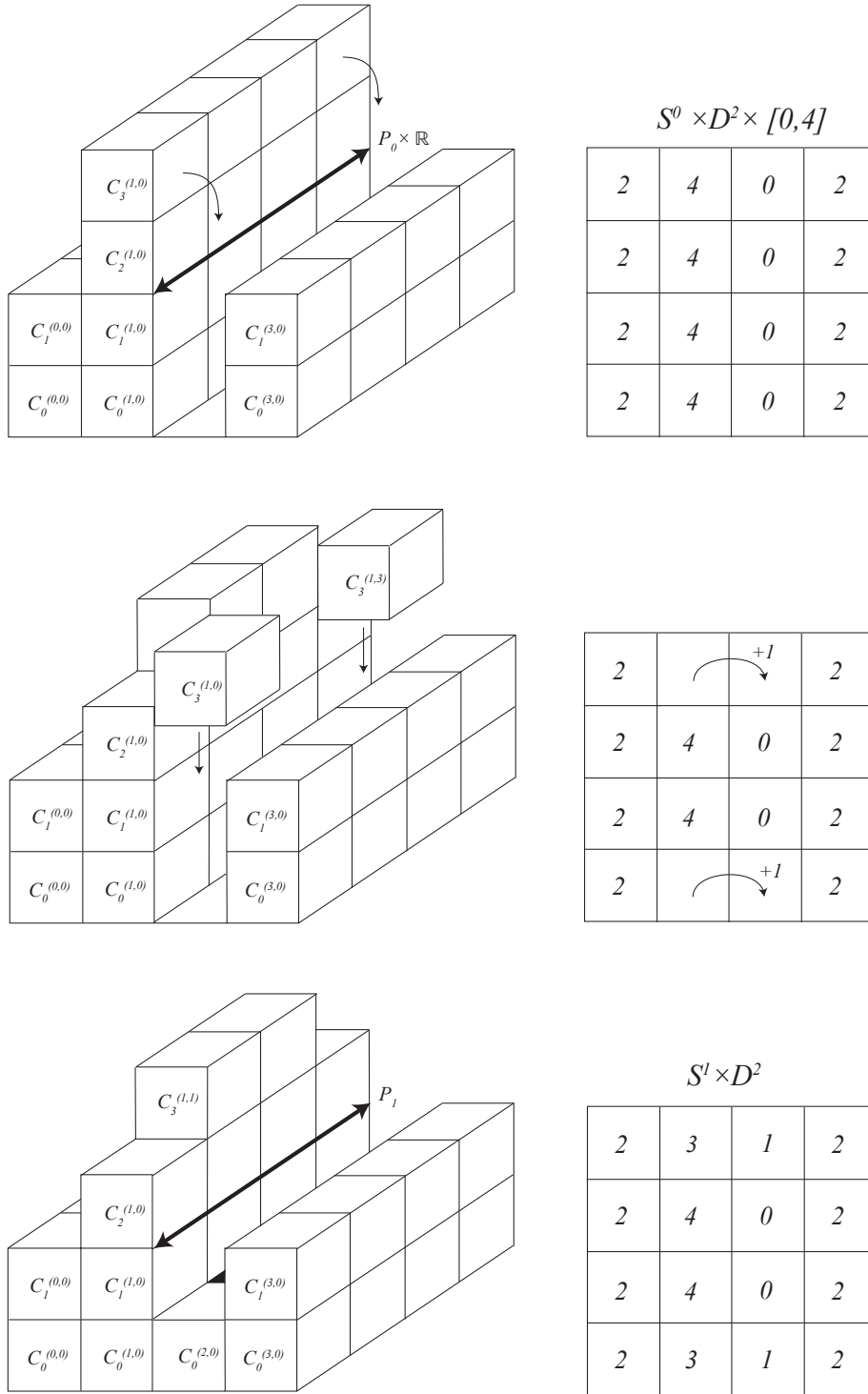


FIGURE 3. Pushing 3-dimensional cubes to realize the suspension of a polycube representation of  $S^0 \times D^2$  as a polycube representation of  $S^1 \times D^2$ . Top:  $S^0 \times D^2 \times [0, 4] \cong S^0 \times D^3$ . Middle: pushing the cube  $C_3^{(1,0)}$  into the position of cube  $C_0^{(2,0)}$  and similarly in the back. Bottom: the union of the four layers is a polycube representation of  $S^1 \times D^2$  and a rep-tile, the result of the suspension.

Let  $S_n$  be the polycube obtained after the swap.<sup>1</sup> We will continue to refer to unit cubes in  $S_n$  as belonging to one of four slices, as before the swap.

We now check that the five inductive hypotheses hold for  $S_n$ .

Hypothesis (1): Remark that, if  $i = 0, 3$ , after this swap, each  $[i, i + 1]$  slice of the resulting  $(n + 2)$ -dimensional polycube  $S_n$  tiles  $[0, 4]^{n+1} \times [i, i + 1]$  via a rotation of  $\pi$  about  $P_n$ , because  $S_{n-1}$  satisfies induction hypothesis (5). If  $i = 1, 2$ , after this swap, each  $[i, i + 1]$  slice of the resulting  $(n + 2)$ -dimensional polycube  $S_n$  tiles  $[0, 4]^{n+1} \times [i, i + 1]$  via a rotation of  $\pi$  about  $P_n$ , because  $S_{n-1}$  satisfies induction hypothesis (1). Thus,  $S_n$  tiles  $[0, 4]^{n+2}$  via a rotation of  $\pi$  about  $P_n$ .

*Remark 2.* A more direct argument proving that cube pushing preserves the rotational property in hypothesis (1) (namely that the rep-tile and its rotated image tile the cube) can be made as follows. Let  $R$  denote any  $(n + 1)$ -dimensional polycube satisfying the rotational property with respect to  $P_{n-1}$ , for instance  $S_{n-1}$ . Let  $\bar{R} := R \times [0, 4]$ . We regard  $\bar{R} \subseteq [0, 4]^{n+2}$  as a polycube in the usual way. Denote by  $r$  the rotation by  $\pi$  about  $P_n$ . Let  $c$  be any of the unit cubes in  $[0, 4]^{n+2}$  with vertices on the integer lattice. Consider the orbit  $\{c, r(c)\}$  under the  $\mathbb{Z}/2\mathbb{Z}$  action on  $[0, 4]^{n+2}$  generated by  $r$ . Because  $\bar{R}$  and  $r(\bar{R})$  tile  $[0, 4]^{n+2}$ , exactly one of the cubes  $\{c, r(c)\}$  belongs to  $\bar{R}$ ; the second one belongs to  $r(\bar{R})$ . In other words,  $R$  contains a cube in the position of exactly one of  $\{c, r(c)\}$ ; and it contains a hole in the position of the other. We may thus move any cube within  $R$  to the empty space corresponding to its image under  $r$ , and this will preserve the property that  $R$  and  $r(R)$  tile the cube  $[0, 4]^{n+2}$ , i.e. the rotational property is unaffected by moving a cube to the position of its rotated image. Back to the situation at hand, if  $c$  is a cube at height 4, then  $r(c)$  is a cube at height 0. In our construction, we move all height-4 cubes in the slices  $R \times [0, 1]$  and  $R \times [3, 4]$  simultaneously, we know that we fill all height-0 holes in those slices (of which we automatically have the same number). Since all height-4 cubes in these two slices are being moved, we need not worry about the individual orbits; this is why we can get away with not specifying which cube fills which hole. The rotation property is preserved. Beyond the induction argument at hand, we wish to highlight the fact that moving a cube within its orbit under the rotation  $r$  preserves the rep-tilean property of  $R$ . This will be referred to as a “ball swap”. It will be used again in Section 2.4 to describe a general suspension operation on rep-tiles. A more intricate version of the ball swap – involving an action of a group of order  $2^m$  on  $[-1, 1]^m$ , moving multiple balls simultaneously and keeping track of their individual orbits – is the crux of the Proof of Theorem 1.2.

Hypothesis (2): As previously explained, the swap has the effect of taking a suspension in the first factor, which is homeomorphic to  $S^{n-1}$  because hypothesis (2) holds for  $S_{n-1}$ . Therefore,  $S_n$  is homeomorphic to  $S^n \times D^2$ , as claimed.

<sup>1</sup>If one wishes to write down the stacking function  $S_n : \{0, 1, 2, 3\}^{n+1} \rightarrow \{0, 1, 2, 3, 4\}$  explicitly, the following formula does it.

$$S_n(\vec{x}) = \begin{cases} \bar{S}_{n-1}(\vec{x}) - 1 & \text{if } \vec{x} = (x_1, \dots, x_{n+1}) \in \{1, \{1, 2\}, \dots, \{1, 2\}, \{0, 3\}\} \\ \bar{S}_{n-1}(\vec{x}) + 1 & \text{if } \vec{x} = (x_1, \dots, x_{n+1}) \in \{2, \{1, 2\}, \dots, \{1, 2\}, \{0, 3\}\} \\ \bar{S}_{n-1}(\vec{x}) & \text{otherwise} \end{cases}$$

This is not strictly necessary, since the discussion in the preceding paragraph suffices to describe the desired polycube; but we include the explicit function for the benefit of the coordinate-minded.



Hypothesis (3): In the two interior slices  $i = 1, 2$ , this holds because  $S_{n-1}$  satisfies hypothesis (3). In the slices  $i = 0, 3$ , this holds because there are no height 0 or height 4 stacks in these slices after the swap. Therefore, counting cubes in all slices, we have  $|S_n^{-1}(\{4\})| = |S_n^{-1}(\{0\})| = 2 \cdot |S_{n-1}^{-1}(\{4\})| = 2 \cdot |S_{n-1}^{-1}(\{0\})|$ .

Hypothesis (4): For each of the two interior slices  $i = 1, 2$ , we can move the cubes in each height 4 column of that slice to a height 0 column in that slice, such that no height 0 columns remain in either slice. There are no height 4 or height 0 columns in the slices  $i = 0, 3$ . A stack of cubes in dimension  $(n + 2)$  with no height 0 columns must be homeomorphic to  $D^{n+2}$ .

Hypothesis (5): Let  $T_n$  denote the polycube obtained from  $S_n$  by moving each cube of  $S_n$  that lies at the top of a height 4 column to a height 0 column. Since  $S_{n-1}$  satisfies hypothesis (5),  $T_{n-1}$ , together with its rotation of  $\pi$  about  $P_{n-1}$ , tile  $[0, 4]^{n+1}$ . Observe that  $T_n = T_{n-1} \times [0, 4]$ . Therefore  $T_n$ , together with its rotation of  $\pi$  about  $P_n$ , tile  $[0, 4]^{n+2}$ , so  $S_n$  satisfies hypothesis (5).

**2.4. Rep-tilean wedges of spheres.** The above construction has produced for us stacks of  $n$ -dimensional cubes with the following useful properties:

- (1) the first and last slice of each polycube are each homeomorphic to a ball;
- (2) the polycube and its image under rotation by  $\pi$  about  $P_{n-2}$  tile a cube.

Note that any two such polycubes  $R_1$  and  $R_2$  can be stacked in the direction perpendicular to the slicing direction (in Figure 3, imagine placing the second polycube behind the first)<sup>2</sup>, assuming that  $R_1$  and  $R_2$  have the same dimension. Since one can show that  $R_1$  and  $R_2$  intersect in an  $(n - 1)$ -ball, the resulting space has the homotopy type of the wedge  $R_1 \vee R_2$ ; and, after rescaling, it too satisfies the conditions (1) and (2) above.

Now consider  $S_m$  and  $S_k$ , two of the rep-tiles constructed in the previous section. If  $m \leq k$ , then  $S_m \times D^{k-m}$  can be embedded in  $\mathbb{R}^{k+2}$  so that conditions (1) and (2) hold. By stacking  $S_k$  and  $S_m \times D^{k-m}$  as in the previous paragraph, we construct a rep-tile in the homotopy type of  $S^m \vee S^k$ , itself capable of becoming part of a further rep-tilean wedge. By iterating this process, rep-tiles in the homotopy type of any finite wedge of spheres can be constructed.

*Remark 3.* The suspension operation used in realizing  $S^n \times D^2$  as a rep-tile works more generally for any stack of cubes with the rotation property discussed in Remark 2. Let  $R$  denote any  $n$ -dimensional rep-tile, presented as a stack of unit cubes, which has the property that  $R$  and its image under rotation by  $\pi$  about  $P_{n-2}$  tile the cube  $[0, 4]^n$ . (For instance,  $R$  could be one of the rep-tiles in the homotopy type of a wedge of spheres that we just constructed.) By Remark 2, the rotation takes cubes at height 4 to holes at height zero (and vice-versa). In particular,  $R$  contains as many cubes at height 4 as it has unit-cube-sized holes at height 0. Therefore, we may suspend  $R$  in the same way as before: embed  $R \times [0, 4]$  into  $\mathbb{R}^{n+1}$ ; cubify; push all height-four cubes in the first and fourth  $R \times [i, i + 1]$  slices to fill all holes at height zero in those slices. Since  $R \times [i, i + 1]$  is a stack of cubes, filling all cubes that correspond to height-0 holes in  $R \times [i, i + 1]$  (that is, those holes in  $R \times [i, i + 1]$  which are height-0 holes in  $R$  crossed with  $[i, i + 1]$ ) turns  $R \times [i, i + 1]$  into a ball. Therefore, cube pushing in the first and last slices of  $R \times [0, 4]$  once again has the

---

<sup>2</sup>Note that this is not the same direction as the one with respect to which  $R_i$  is a stack of cubes. We tolerate this ambiguity in phrasing.




FIGURE 4. The process of suspension from  $S^1 \times D^2$  to  $S^2 \times D^2$ .  
 Left column: four layers of  $S^1 \times D^2 \times [i, i + 1]$ , combining to form  $S^1 \times D^2 \times [0, 4]$ .  
 Middle column: cube pushing occurs in the first and fourth slices.  
 Right column: bottom slice:  $D^3 \times [0, 1]$ , second slice:  $S^1 \times D^2 \times [1, 2]$ ; third slice:  $S^1 \times D^2 \times [2, 3]$ ; fourth slice:  $D^3 \times [3, 4]$ . The union of the four slices is the suspended rep-tile.

effect, up to homotopy, of contracting each of the ends or  $R \times [0, 4]$  to a point. This completes the suspension of  $R$ .

### 3. ALL IS REP-TILE

We will denote the standard embedding of the unit  $n$ -dimensional cubic lattice in  $\mathbb{R}^n$  by  $\mathcal{Z}^n$  (i.e.  $\mathcal{Z}^n$  is the union of all lines parallel to an axis in  $\mathbb{R}^n$  with the property that the line projects to a point with integer coordinates in the  $(n-1)$ -dimensional subspace orthogonal to the axis). Given the lattice  $\mathcal{Z}^n$  in  $\mathbb{R}^n$ , the induced cell structure on  $\mathbb{R}^n$  will be denoted  $\mathcal{C}(\mathcal{Z}^n)$ . We will also work with subdivisions of this lattice, and refer to the closed  $n$ -cells in any such decomposition as *atomic cubes*. The size of an atomic cube will depend on the subdivision used. Precisely, suppose  $\lambda > 0$  and let  $f_\lambda : \mathbb{R}^n \rightarrow \mathbb{R}^n$  denote the scaling function given by  $f(x) = \lambda x$ . Let  $\mathcal{Z}_\lambda^n = f(\mathcal{Z}^n)$ , and let  $\mathcal{C}(\mathcal{Z}_\lambda^n)$  denote the corresponding cell structure.

**Definition 3.1.** An  $n$ -dimensional *polycube* is a submanifold of  $\mathbb{R}^n$  that is isometric to a finite union of atomic cubes in  $\mathcal{C}(\mathcal{Z}_\lambda^n)$  for some  $\lambda \in \mathbb{R}$ .

**Definition 3.2.** A compact  $n$ -manifold  $T$  is said to *k-tile* a subset  $A \subseteq \mathbb{R}^n$  if  $A = \cup_{i=1}^k T_i$  such that  $T_i$  is similar to  $T$  for all  $i$ ,  $T_i$  is isometric to  $T_j$  for all  $i$  and  $j$ , and  $\text{int}(T_i) \cap \text{int}(T_j) = \emptyset$  for all  $i \neq j$ .

**Lemma 3.1.** Let  $R^n$  be an  $n$ -dimensional polycube that tiles a cube  $C$ . Then,  $R^n$  is a rep-tile.

*Proof.* By identifying each atomic cube in the polycube decomposition of  $R^n$  with  $C$ , we can tile each cube in  $R^n$  with a finite number of pairwise isometric manifolds, each of which is similar to  $R^n$ . We have thus tiled  $R^n$  by rescaled copies of  $R^n$ .  $\square$

In particular, a polycube that tiles the cube must have connected boundary, which follows from the following Lemma.

**Lemma 3.2.** Let  $X^n$  be a manifold which is homeomorphic to an  $n$ -dimensional rep-tile. Then  $\partial(X)$  is non-empty and connected.

*Proof.* Since  $X^n$  is a homeomorphic to a rep-tile, we have that  $X^n$  embeds in  $\mathbb{R}^n$ . Hence,  $\partial(X) \neq \emptyset$ . The proof that  $\partial(X)$  is connected when  $n = 3$  is given in [BMR16, Theorem 4.2] and works without modification in all dimensions.  $\square$

We recall our main theorem below.

**Theorem 1.2.** Let  $R^n \subset \mathbb{R}^n$  be a compact smooth  $n$ -manifold with connected boundary. Then,  $R^n$  is topologically isotopic to a rep-tile.

Our main theorem is a consequence of the following.

**Theorem 3.3.** Let smooth  $R^n \subset \mathbb{R}^n$  be a compact  $n$ -manifold with connected boundary. Then,  $R$  is topologically isotopic to a  $n$ -dimensional polycube  $R^*$  which  $2^n$ -tiles a cube.

A key step in the proof that any  $R^n \subseteq \mathbb{R}^n$  satisfying the hypotheses of Theorem 1.2 is isotopic to a rep-tile is to decompose  $\overline{C^n} \setminus R^n$ , the closure of the complement of  $R^n$  in an  $n$ -cube, into a union of closed  $n$ -balls with non-overlapping interiors. Given a manifold  $X^n$ , the smallest number of  $n$ -balls in such a decomposition of  $X$  is called the *ball number* of  $X$ , denoted  $b(X)$ . Upper bounds on the ball number of a manifold in terms of its algebraic topology have been found by Zeeman [Zee63] and others [Luf69, KT76, Sin79]. We rely on the following.

**Theorem 3.4.** [2.11 of [KT76]] *Let  $M^n$  be a compact PL  $n$ -manifold with non-empty boundary. Then  $b(M) \leq n$ .*

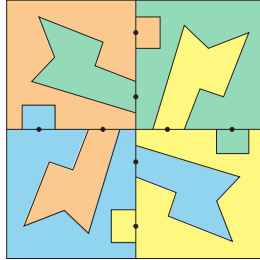


FIGURE 5. The green disk  $R^*$ , constructed via ball-swapping, tiles the square  $[-1, 1] \times [-1, 1]$ .

**3.1. Overview of the proof of Theorem 1.2.** The main ingredient is Theorem 3.3, which we prove using a strategy we refer to as “ball-swapping”. To start,  $R$  is smoothly embedded in  $\mathbb{R}^n$ , and  $R \subset C^n = [0, 1]^n$ . In turn, the unit cube  $C^n$  sits inside the cube  $\boxplus = [-1, 1]^n$ . By Theorem 3.4, we may decompose  $\overline{C^n} \setminus R$  into  $n$   $n$ -dimensional balls  $B_1, \dots, B_n$ .<sup>3</sup> After a homotopy of  $C^n$  which restricts to an isotopy on each piece of the decomposition  $\{R, B_1, \dots, B_n\}$  of  $C^n$ , we ensure that the pieces of this decomposition intersect an  $(n - 1)$ -disk on  $\partial C^n$  as shown in Figure 6, in what we call a *taloned pattern*. Key features of taloned patterns include: there is a disk on  $\partial C^n$  such that  $R$  and each of  $B_1, \dots, B_n$  intersect the disk in a ball; the balls are disjoint inside this disk; and  $R$  is adjacent to each ball  $B_i$  in this disk. The homotopy used to create the taloned pattern is achieved in the Lemmas 3.5 and 3.6 below. We then isotope  $C^n$  so that the taloned pattern of Figure 6 covers the facets of  $C^n = [0, 1]^n$  whose interiors lie in the interior of  $\boxplus = [-1, 1]^n$ , with certain additional restrictions. These restrictions guarantee that certain rotated copies of the  $B_i$  contained in cubes adjacent to  $[0, 1]^n$  in  $\boxplus = [-1, 1]^n$  are disjoint, allowing us to form the boundary connected sum of  $R$  with these balls without changing the isotopy class of  $R$ . Indeed, we give a family of rotations  $r_k$ ,  $1 \leq k \leq \lfloor n/2 \rfloor$ , together with one additional rotation  $f$  if  $n$  is odd, such that the orbit of  $C^n$  under these rotations tiles  $\boxplus$ . By taking the boundary sum of  $R \subset C^n$  with the image of each  $B_i$  under an appropriate choice of rotation above, we obtain the desired manifold  $R^*$ . By construction,  $R^*$  is isotopic to  $R$  and, moreover, the orbit of  $R^*$  under the above set of rotations gives a tiling of  $\boxplus$ . A schematic depicting  $R^*$  and the corresponding tiling is shown in Figure 5 in the case  $n = 2$ . A schematic of  $R^*$  in dimension  $n = 3$  is shown in Figure 12. Finally, we show that this construction can be “cubified”, so that  $R^*$  is a polycube tiling  $\boxplus$ , completing the proof of Theorem 3.3. Once this is established, Theorem 1.2 follows from Lemma 3.1.

**3.2. Taloned Patterns.** We define the desired boundary pattern described above. A *k-claw* is a tree which consists of one central vertex  $v$  and  $k$  leaves, each connected to  $v$  by a single edge. See Figure 6.

<sup>3</sup>If  $b(C^n \setminus R) < n$ , one could use fewer balls here and construct a rep-tile of lower index, but we use  $n$  balls for simplicity in the proof of the main theorem.

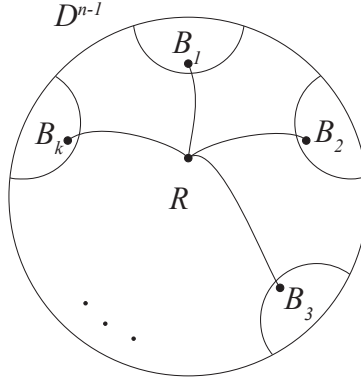


FIGURE 6. Taloned boundary pattern corresponding to a  $k$ -claw in  $\partial C^n$ .

Our goal is to construct a boundary pattern on  $C^n$  such that there exists an embedded disk  $D^{n-1} \subset \partial C^n$  with the following properties:

- $D^{n-1} \cap B_i$  is a single  $(n-1)$ -disk, for all  $1 \leq i \leq k$ ;
- $(D^{n-1} \cap B_i) \cap \partial D^{n-1}$  is an  $(n-2)$ -disk, for all  $1 \leq i \leq k$ ;
- $D^{n-1} \setminus (\cup_{i=1}^k B_i \cap D^{n-1}) \subset R$ .
- $B_i \cap B_j \cap D^{n-1} = \emptyset$  for  $i \neq j$ .

Note that the above boundary pattern is the regular neighborhood of a  $k$ -claw, with  $R$  containing a neighborhood of the central vertex and each  $B_i$  containing a neighborhood of a leaf. The desired boundary pattern is illustrated in Figure 6. We call this a *taloned pattern* of intersections.

We begin by proving Lemma 3.5, which ensures that, in the interior of  $C^n$ , the union of the boundaries of the pieces  $\{R, B_1, \dots, B_n\}$  of our decomposition of  $C^n$  can be assumed to be connected.

**Lemma 3.5.** *Let  $R^n$  be a compact  $n$ -manifold with a single boundary component embedded in the  $n$ -cube  $C^n$  such that  $C^n = R \cup B_1 \cup \dots \cup B_k$ , where each  $B_i$  is an  $n$ -ball, and such that the interiors of  $R$  and the  $B_i$  are pairwise disjoint. Then after a homotopy of  $C^n$  which restricts to isotopies on the interiors of  $R$  and the  $B_i$ ,  $W = (\partial R \cup \partial B_1 \cup \dots \cup \partial B_k) \setminus \partial C^n$  is a connected  $(n-1)$ -complex.*

*Proof.* Let  $\mathcal{B} = \{R, B_1, \dots, B_k\}$ . We partition  $\mathcal{B}$  into layers  $\mathcal{L}_i$  as follows (see Figure 7). Define the first layer as  $\mathcal{L}_1 = \{L \in \mathcal{B} \mid \partial L \cap \partial C^n \neq \emptyset\}$ . We will use the notation  $\partial \mathcal{L}_1 := \bigcup_{L \in \mathcal{L}_1} \partial L$ . Next choose a minimal collection of disjoint, embedded paths  $\alpha_1, \dots, \alpha_l$  on  $\partial C^n$  such that

- $(\overline{\partial \mathcal{L}_1} \setminus \partial C^n) \cup \alpha_1 \cup \dots \cup \alpha_l$  is connected,
- the interior of  $\alpha_i$  is contained in a single element  $B(\alpha_i)$  of  $\mathcal{B}$ ; and
- no  $\alpha_i$  has both endpoints on the same connected component of  $\overline{\partial \mathcal{L}_1} \setminus \partial C^n$ .

Note that any given element of the decomposition  $\mathcal{B}$  may contain the interior of more than one of the paths  $\alpha_i$ , i.e., it is possible to have  $B(\alpha_i) = B(\alpha_j)$  for  $i \neq j$ . For each  $A \in \mathcal{B}$ , we let  $P(A)$  denote the set of all  $i$  such that  $A = B(\alpha_i)$ .

Since the  $\alpha_i$  are disjoint, for each  $1 \leq i \leq l$ , we can choose a disjoint regular neighborhood  $R_i$  in  $B(\alpha_i)$  of  $\alpha_i$  such that  $R_i$  intersects the boundary of exactly two other elements  $B(\alpha_i)_0$  and  $B(\alpha_i)_1$  of  $\mathcal{B}$ , one at each of the endpoints  $\alpha_i(0)$

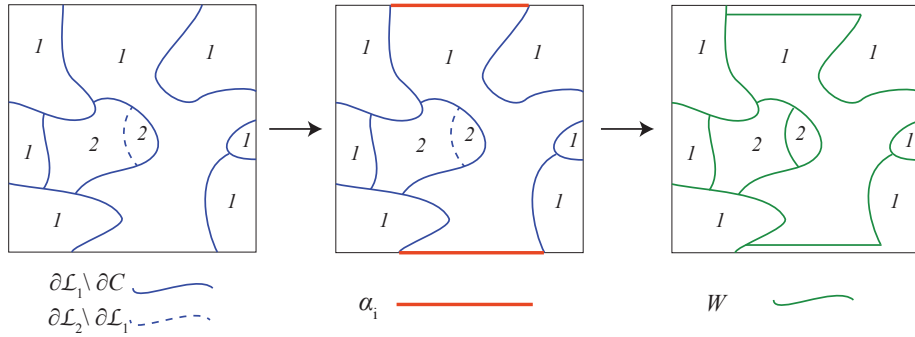


FIGURE 7. (Left) A partition of the decomposition  $\{R, B_1, \dots, B_k\}$  of  $C^n$  into layers, with the number in reach region indicating its level; (Middle) A choice of paths  $\alpha_i$  on  $\partial C^n$  such that after performing finger moves along the  $\alpha_i$ ,  $W = (\partial R \cup \partial B_1 \cup \dots \cup \partial B_k) \setminus \partial C^n$  is connected (Right).

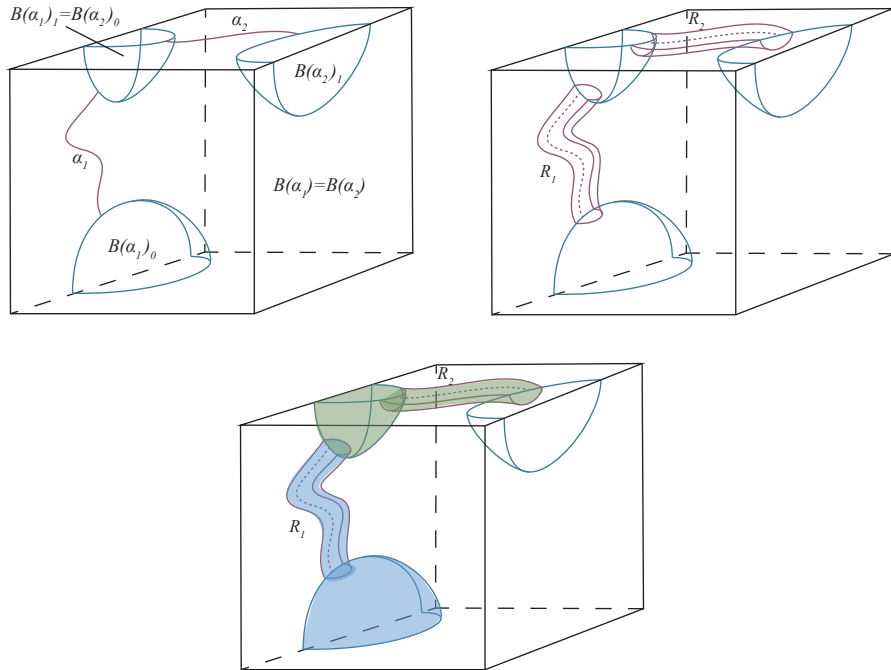


FIGURE 8. Performing finger moves to ensure  $W = (\partial R^n \cup \partial B_1 \cup \dots \cup \partial B_k) \setminus \partial C^n$  is a connected  $(n - 1)$ -complex.

and  $\alpha_i(1)$ , respectively. For each  $A \in \mathcal{B}$ , let  $P_0(A)$  denote the set of all  $i$  such that  $A = B(\alpha_i)_0$ . Next, modify the decomposition  $\mathcal{B}$  of  $C^n$  as follows (see Figure 8).

- For each  $A \in \mathcal{B}$ , delete all the  $R_i$  whose interiors intersect  $A$ , replacing each  $A \in \mathcal{B}$  by

$$A' = A \setminus \overline{\left( \bigcup_{i \in P(A)} R_i \right)}$$

- Then, attach each  $R_i$  to  $B(\alpha_i)_0$ , replacing each  $A'$  (which may coincide with  $A$ , if  $A$  did not intersect the interior of any  $R_i$ ) by

$$A'' = A' \cup \left( \bigcup_{i \in P_0(A)} R_i \right)$$

This process can be achieved by a homotopy of  $C^n$  which restricts to isotopies on the interiors of the elements of  $\mathcal{B}$ . We imagine elements of  $\mathcal{B}$  as growing fingers along the  $\alpha_i$ . From now on, we will simply call these *finger moves* and will not describe them explicitly.

After performing finger moves on the elements of  $\mathcal{L}_1$  along the  $\alpha_i$ , we can assume  $\partial\mathcal{L}_1 \setminus \partial C^n$  is connected. Then inductively define  $\mathcal{L}_i = \{L \in \mathcal{B} \setminus \bigcup_{j=1}^{i-1} \mathcal{L}_j \mid L \cap \partial\mathcal{L}_{i-1} \neq \emptyset\}$ , where  $\partial\mathcal{L}_i$  is defined analogously to  $\partial\mathcal{L}_1$ . Since  $\partial L$  is connected for each  $L \in \mathcal{L}_2$  and meets  $\partial\mathcal{L}_1 \setminus \partial C^n$ , we have that  $\partial\mathcal{L}_2 \cup (\partial\mathcal{L}_1 \setminus \partial C^n)$  is connected. Continue inductively for each  $3 \leq i \leq m$ , where  $m$  is the number of layers. By construction,  $\partial L$  is connected for each  $L \in \mathcal{L}_i$  and intersects  $\bigcup_{j=1}^{i-1} \partial\mathcal{L}_j \setminus \partial C^n$  non-trivially. Therefore  $\bigcup_{i=1}^m \partial\mathcal{L}_i \setminus \partial C^n = (\partial R \cup \partial B_1 \cup \dots \cup \partial B_k) \setminus \partial C^n$  is connected, so  $W = \overline{(\partial R \cup \partial B_1 \cup \dots \cup \partial B_k) \setminus \partial C^n}$  is connected as well.  $\square$

**Lemma 3.6.** *Let  $R^n$  be a compact  $n$ -manifold with connected boundary embedded in the  $n$ -cube  $C^n$  such that  $C^n = R \cup B_1 \cup \dots \cup B_k$ , with  $k \leq n$ , where each  $B_i$  is a  $n$ -ball and such that the interiors of  $R$  and the  $B_i$  are pairwise disjoint. After applying a self-homotopy of  $C^n$  that restricts to an isotopy on the interior of each component in the above decomposition, we can find a  $k$ -claw embedded in  $\partial C^n$  such that its regular neighborhood in  $\partial C^n$  is a taloned pattern.*

*Proof.* By Lemma 3.5, we can assume  $W = \overline{(\partial R^n \cup \partial B_1 \cup \dots \cup \partial B_k) \setminus \partial C^n}$  is connected, so we can perform a finger move on  $R$  along a path in  $W$  to ensure that  $R$  meets  $\partial C^n$ . Since  $R$  has a single boundary component and  $(\partial R \cap \partial C^n) \subsetneq \partial C^n$ , there exists a point  $p$  on the interior of an  $(n-1)$  facet of  $C^n$  that lies on  $\partial R \cap \partial B_i$  for some  $i$ . Relabeling the  $B_i$  if necessary, we assume  $i = 1$ .

Without loss of generality, assume  $p$  lies on the facet  $F_1$  defined by  $\{x_1 = 0\} \cap C^n$ , and let  $p = (0, p_2, \dots, p_n)$ . After an isotopy of  $C^n$ , we can assume some  $\epsilon$ -ball  $B_\epsilon(p)$  satisfies the following:

$$\begin{aligned} R \cap B_\epsilon(p) &= \{(x_1, \dots, x_n) \in C^n \cap B_\epsilon(p) \mid x_2 \geq p_2\} \\ B_1 \cap B_\epsilon(p) &= \{(x_1, \dots, x_n) \in C^n \cap B_\epsilon(p) \mid x_2 \leq p_2\}. \end{aligned}$$

We can further assume that  $R \cap B_1 \cap B_\epsilon(p) = W \cap B_\epsilon(p)$  and  $R \cap B_1 \cap B_\epsilon(p) = \{(x_1, \dots, x_n) \in C^n \cap B_\epsilon(p) \mid x_2 = p_2\}$ .

Choose distinct points  $q_2, \dots, q_k$  on the  $(n-2)$  disk  $R \cap B_1 \cap B_\epsilon(p) \cap \partial C^n$ , as in Figure 9. We claim that one can choose disjoint paths  $\delta_i \subset W$  from a point  $r_i$  in  $B_i \cap \text{int}(C^n)$  to the point  $q_i$  for each  $2 \leq i \leq k$ .

In dimensions 4 and higher, we can achieve disjointness of the  $\delta_i$  by a perturbation. In dimension 3, we perform an oriented resolution at each point of intersection

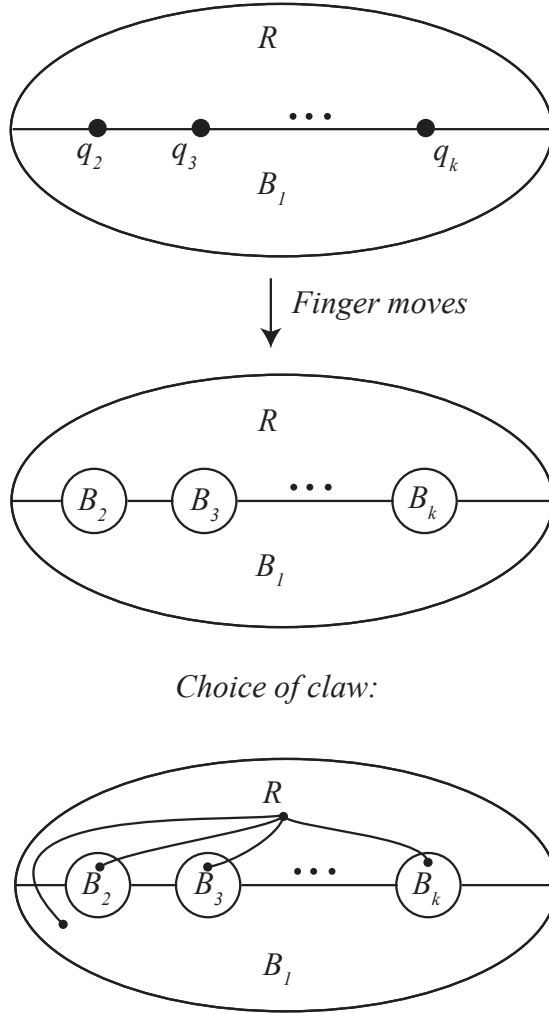


FIGURE 9. Three views of  $\partial C^n \cap B_\epsilon(p)$ , showing the stages of obtaining the claw. First, perform finger moves so that each ball  $B_i$ , with  $i \geq 2$ , meets  $\partial C^n$  along the  $(n - 2)$ -disk of intersection of  $R$  and  $B_1$  inside  $B_\epsilon(p)$ . One can then choose a  $k$ -claw (bottom) which has a small regular neighborhood in  $\partial C^n$  giving a taloned pattern of intersection.

of the  $\delta_i$ 's which can not be removed by perturbation inside  $W$ . In dimension 2, there is only one such path,  $\delta_2$ , since  $2 \geq i \geq k = 2$ .

Once the paths are disjoint, we perform a finger move which pushes a neighborhood of  $r_i$  in  $B_i$  along  $\delta_i$  to a neighborhood of  $q_i$  in  $B_\epsilon(p)$ . As a result, the balls  $B_i$  intersect  $\partial C^n \cap B_\epsilon(p)$  in the boundary pattern shown in Figure 9 (middle). We then choose a claw as shown in Figure 9 (bottom). The regular neighborhood of this claw in  $\partial C^n$  is isotopic to a taloned pattern (Figure 6), as desired.  $\square$



**3.3. Proof of main theorem.** We begin by setting up the necessary notation. For each  $i = 1, \dots, n$ , let  $F_i$  be the  $(n-1)$ -dimensional facet of the  $n$ -cube  $C^n$  contained in the hyperplane  $x_i = 0$ . First, suppose that  $n$  is even. The case when  $n$  is odd requires extra detail, which we leave until the end of the proof.

Let  $r_i : \mathbb{R}^n \rightarrow \mathbb{R}^n$  be the rotation by  $\frac{\pi}{2}$  about the  $(n-2)$ -plane  $x_{2i-1} = x_{2i} = 0$ . Note that each  $r_i$  has order four and that these rotations commute, generating a group isomorphic to  $(\mathbb{Z}_4)^{n/2}$ . Given a vector  $\mathbf{y} = (y_1, \dots, y_{n/2}) \in (\mathbb{Z}_4)^{n/2}$ , we define the rotation  $\mathbf{r}_{\mathbf{y}}$  as follows:

$$\mathbf{r}_{\mathbf{y}} = r_{n/2}^{y_{n/2}} \circ \dots \circ r_1^{y_1}.$$

We set  $C_{\mathbf{y}} := \mathbf{r}_{\mathbf{y}}(C^n)$ .

We claim that the orbit of a unit sub-cube under this group action is the entire  $n$ -dimensional cube  $\boxplus := [-1, 1]^n$ . In other words,  $\boxplus$  is tiled by the  $2^n$  distinct unit cubes  $\{\mathbf{r}_{\mathbf{y}}(C^n) \mid \mathbf{y} \in (\mathbb{Z}_4)^{n/2}\}$ .

To see this, first decompose  $\boxplus$  into  $2^n$  unit sub-cubes of the form  $J_1 \times \dots \times J_n$ , where each  $J_i$  is either  $[-1, 0]$  or  $[0, 1]$ . Fixing  $k$ , for each choice of  $J_{2k-1}$  and  $J_{2k}$  from the set  $\{[-1, 0], [0, 1]\}$ , the product  $J_{2k-1} \times J_{2k}$  is a unit square in the  $x_{2k-1}x_{2k}$ -plane, which we denote by  $\mathbb{R}_k^2$ . Let  $P_k := C^n \cap \mathbb{R}_k^2$ , i.e.  $P_k$  is the unit square in the first quadrant of  $\mathbb{R}_k^2$ . Then  $J_{2k-1} \times J_{2k} = r^{y_k}(P_k)$  for some  $y_k \in \{0, 1, 2, 3\}$ . Hence, each of the  $2^n$  unit cubes above can be expressed as

$$J_1 \times \dots \times J_n = r_1^{y_1}(P_1) \times \dots \times r_{n/2}^{y_{n/2}}(P_{n/2}) = C_{\mathbf{y}}$$

for some  $\mathbf{y} = (y_1, \dots, y_{n/2}) \in (\mathbb{Z}_4)^{n/2}$ . Moreover, for each  $J_1 \times \dots \times J_n$ , the  $\mathbf{y}$  such that  $J_1 \times \dots \times J_n = C_{\mathbf{y}}$  is unique. To see this, note that each  $J_1 \times \dots \times J_n$  has exactly one corner with all nonzero coordinates (and therefore with all coordinates  $\pm 1$ ). On the other hand, the cube  $C_{\mathbf{y}}$  also has exactly one corner  $(c_1, \dots, c_n)$  with all  $c_i = \pm 1$  (namely, the image of the point  $(1, 1, 1, \dots, 1) \in C^n$ ), and its coordinates satisfy the formula  $y_k = -(c_{2k} - 1) - \frac{1}{2}(c_{2k-1}c_{2k} - 1)$ . In other words, the coordinates  $(c_1, \dots, c_n)$  uniquely determine each component  $y_k$ , and therefore  $\mathbf{y}$  itself.

Observe that the cube  $r_k(C^n)$  intersects  $C^n$  along its facet  $F_{2k-1}$ , and the cube  $r_k^{-1}(C^n)$  intersects  $C^n$  along its face  $F_{2k}$ . Thus, each rotation  $r_k$  gives a pairing of the faces of  $C^n$ . We use this pairing to carry out a ‘‘ball-swapping’’ technique, inspired by work of Adams [Ada95, Ada97], which will allow us to build the rep-tile  $R^*$ .

**3.4. Positioning the taloned pattern on  $\partial C^n$ .** Our immediate goal is to use Lemma 3.6 to position  $R$  and the balls  $B_1, \dots, B_n$  on the boundary of  $C^n$  in such a way that:

- (1) For each  $1 \leq i \leq n$ , the only ball meeting the face  $F_i$  is  $B_i$  (and thus  $F_i \setminus (B_i \cap F_i) \subset R$ ),
- (2)  $r_k(B_{2k} \cap F_{2k}) \subset F_{2k-1}$  is disjoint from  $B_{2k-1}$ , and
- (3)  $r_k^{-1}(B_{2k-1} \cap F_{2k-1}) \subset F_{2k}$  is disjoint from  $B_{2k}$ .

In what follows, we refer the reader to a schematic in Figure 10. Figure 11 illustrates in dimension 4.

For each  $k = 1, \dots, \frac{n}{2}$ , let  $\phi_{2k-1}$  be the  $(n-2)$ -facet in  $C$  equal to the intersection of  $C$  with the  $(n-2)$ -plane given by setting  $x_{2k-1} = 0$  and  $x_{2k} = 1$ . Likewise, let  $\phi_{2k}$  be the  $(n-2)$ -facet in  $C$  equal to the intersection of  $C$  with the  $(n-2)$ -plane given by setting  $x_{2k-1} = 1$  and  $x_{2k} = 0$ . Note that this pair of facets are exactly

those that are simultaneously parallel to the intersection  $F_{2k-1} \cap F_{2k}$  and contained in  $F_{2k-1} \cup F_{2k}$ .

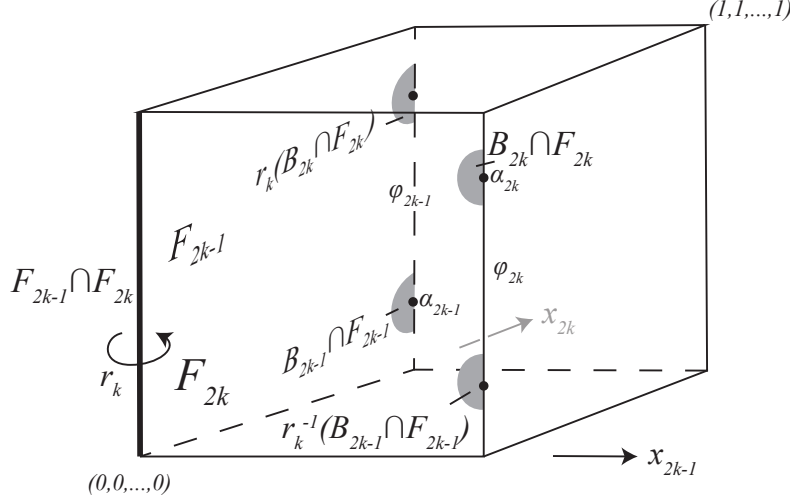


FIGURE 10. Intersections of  $B_{2k-1}$  and  $B_{2k}$  with facets  $F_{2k-1}$  and  $F_{2k}$  of  $\partial C^n$ , and their images under the rotations  $r_k^{-1}$  and  $r_k$ , respectively.

Now, we fix points  $\alpha_{2k-1} \in \phi_{2k-1}$  and  $\alpha_{2k} \in \phi_{2k}$  by setting

$$\alpha_{2k-1} = \left( \frac{1}{4}, \dots, \frac{1}{4}, 0, 1, \frac{1}{4}, \dots, \frac{1}{4} \right)$$

and

$$\alpha_{2k} = \left( \frac{3}{4}, \dots, \frac{3}{4}, 1, 0, \frac{3}{4}, \dots, \frac{3}{4} \right),$$

where the 0 and 1 entries are taken to be in the  $(2k-1)^{st}$  and  $2k^{th}$  coordinates.

Let  $B_1, B_2, \dots, B_n$  be the  $n$ -balls whose existence is guaranteed by Theorem 3.4. By Lemma 3.6, after an isotopy of  $R$  and the  $B_i$ , there is an  $n$ -claw embedded in  $\partial C^n$  such that its regular neighborhood in  $\partial C^n$  is a taloned pattern as shown in Figure 6. Moreover, after an isotopy of  $C^n$  supported near its boundary, we can assume that the taloned pattern is mapped homeomorphically to  $\bigcup_{i=1}^n F_i$  such that the intersection  $F_i \cap B_i := N_i$  is a closed regular neighborhood of radius  $1/8$  of the point  $\alpha_i$  in  $F_i$ , and also that if  $i \neq j$ , then  $F_i \cap B_j = \emptyset$ . We do not assume any restrictions on the intersections of  $R$  and the  $B_i$  with the remaining faces  $x_i = 1$  of  $C^n$ .

Note that this set-up has several convenient consequences. First, the union  $\bigcup_{i=1}^n F_i$  intersects  $\partial R$  in a single  $(n-1)$ -ball, since  $R$  meets the taloned pattern in a single  $(n-1)$ -ball. Furthermore, the center and radius of  $N_{2k}$  were chosen to guarantee that the ball  $r_k(N_{2k}) \subset F_{2k-1}$  is disjoint from the neighborhood  $N_{2k-1}$ , and therefore contained in  $F_{2k-1} \setminus N_{2k-1} = R \cap F_{2k-1}$ . Similarly, the ball  $r_k^{-1}(N_{2k-1})$  is contained in  $F_{2k} \setminus N_{2k} = R \cap F_{2k}$ .

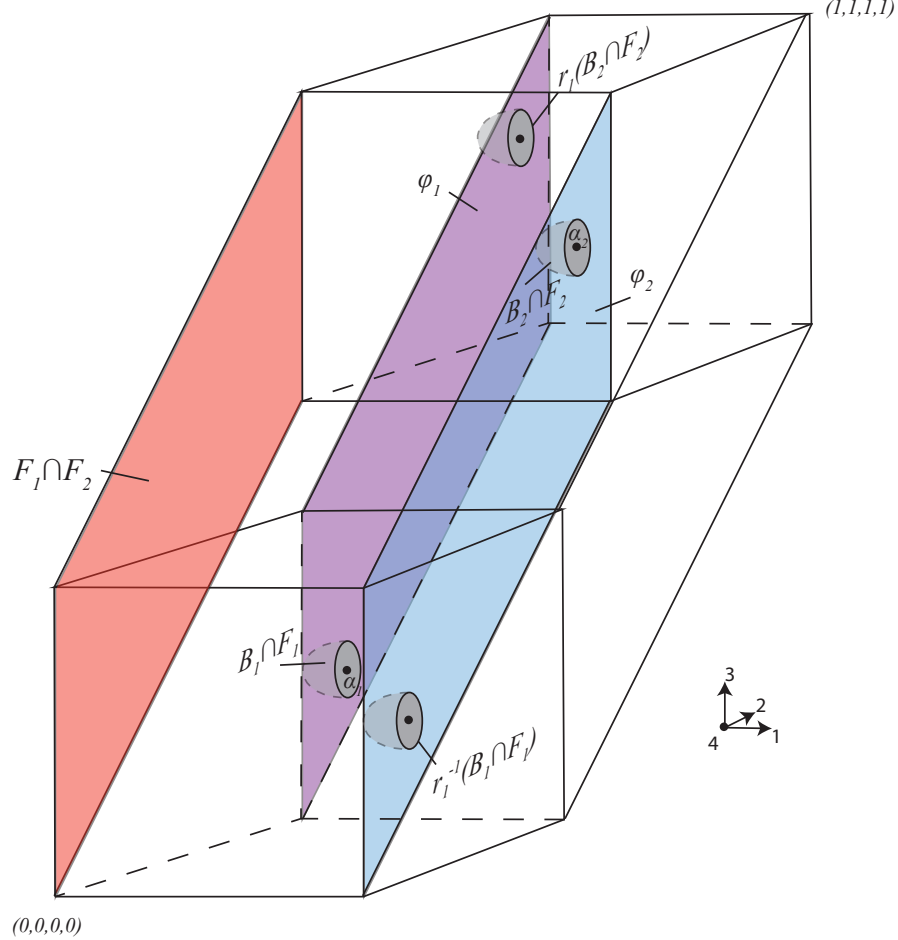


FIGURE 11. Intersections of  $B_1$  and  $B_2$  with facets  $F_1$  and  $F_2$  of  $\partial C^4$ , and their images under the rotations  $r_1^{-1}$  and  $r_1$ , respectively.

**3.5. Cubification of the decomposition.** Recall that for any positive integer  $m$ , by  $\mathcal{C}(\mathcal{Z}_{\frac{1}{m}}^n)$  we denote the lattice in  $\mathbb{R}^n$  whose unit cubes have side length  $\frac{1}{m}$ .

Let  $W = \overline{(\partial R \cup \partial B_1 \cup \dots \cup \partial B_n) \setminus \partial C^n}$ . Since  $R$  and each  $B_i$  can be assumed piecewise-smooth,  $W$  has a closed regular neighborhood  $N(W)$ . Being a codimension-0 compact submanifold of  $\mathbb{R}^n$ , it is isotopic to a polycube, also denoted  $N(W)$ , in a sufficiently fine lattice  $\mathcal{C}(\mathcal{Z}_{\frac{1}{m}}^n)$ . (In the course of cubification, we shall increase  $m$  as needed without further comment.) We also assume that all cubes in  $N(W)$  which intersect  $R$  form a regular neighborhood of  $\partial R$ . Similarly for each  $B_i$ ; and for each double intersection,  $\partial B_i \cap \partial B_j$  or  $\partial R \cap \partial B_i$ ; and each triple intersection, etc.

The closure  $\overline{R \setminus N(W)}$  is then also a polycube; similarly for each  $\overline{B_i \setminus N(W)}$ . To complete the cubification of the ensemble  $\{R, B_1, \dots, B_n\}$ , we assign cubes in  $N(W)$  back to the constituent pieces in an iterative fashion. Specifically, all cubes in  $N(W)$  which intersect  $R$  are assigned to  $R$ , and their union is denoted  $R^{cu}$ ; of the remaining cubes, all that intersect  $B_1$  are assigned to  $B_1$ , and the resulting polycube is denoted  $B_1^{cu}$ ; and so on. By the above assumptions, each of the pieces  $\{R, B_1, \dots, B_n\}$  is isotopic to the corresponding polycube since we are only adding or removing small cubes intersecting the boundary. In addition, the union of the interiors of  $\{R, B_1, \dots, B_n\}$  is isotopic to the union of the interiors of  $\{R^{cu}, B_1^{cu}, \dots, B_n^{cu}\}$ .

Furthermore, by selecting a sufficiently fine lattice, we can ensure that the isotopies performed, taking each of  $\{R, B_1, \dots, B_n\}$ , to a polycube, are arbitrarily small. Thus, they preserve properties (1), (2) and (3) from Section 3.4.

Recycling notation, we will from now on refer to  $R^{cu}, B_1^{cu}, \dots, B_n^{cu}$  as  $R, B_1, \dots, B_n$  respectively.

**3.6. Construction of the rep-tile.** Finally we construct our rep-tile  $R^* \subset \boxplus$ :

$$R^* = R \cup \left( \bigcup_{k=1}^{n/2} (r_k^{-1}(B_{2k-1}) \cup r_k(B_{2k})) \right)$$

We claim that **(1)**  $R^*$  is isotopic to  $R$ , and **(2)**  $2^n$  isometric copies of  $R^*$  tile the cube  $\boxplus$ . A schematic of  $R^*$  in dimension  $n = 3$  is shown in Figure 12 (for intuition in the case of  $n$  even, simply ignore  $B_3$  and its rotated copy in the figure).

*Proof of (1).* The images of the cube  $C^n$  under the rotations  $r_1, r_1^{-1}, \dots, r_{n/2}, r_{n/2}^{-1}$  gives a family of  $n$  distinct unit cubes in  $\boxplus$ , each of which shares a unique facet with  $C^n$ . More specifically, the cube  $r_k(C^n)$  intersects  $C^n$  along its facet  $F_{2k-1}$ , and the cube  $r_k^{-1}(C^n)$  intersects  $C^n$  along its facet  $F_{2k}$ . Refer to Figure 10.

It follows that the intersections of each ball  $r_k(B_{2k})$  and  $r_k^{-1}(B_{2k-1})$  with the cube  $C^n$  are disjoint  $(n-1)$ -balls contained in  $\partial R \cap C^n$ . (Recall that the center and radius of the  $N_i$  were chosen carefully so that this is the case.) Therefore,  $R^*$  is a boundary connected sum of  $R \subset C^n$  with a collection of  $n$ -balls, one in each neighboring cube. An isotopy therefore brings  $R^*$  to the initial embedding of  $R$ , as desired. This concludes the proof of (1).

*Proof of (2).* Let  $R_{\mathbf{y}} := \mathbf{r}_{\mathbf{y}}(R)$ ,  $B_{i\mathbf{y}} := \mathbf{r}_{\mathbf{y}}(B_i)$ , and  $R_{\mathbf{y}}^* := \mathbf{r}_{\mathbf{y}}(R^*)$ . Note that, since  $C^n = R \cup (\cup_i B_i)$ , we have that  $R_{\mathbf{y}} \subseteq C_{\mathbf{y}}$  and  $B_{i\mathbf{y}} \subseteq C_{\mathbf{y}}$ . In addition, the first equality on the next line clearly implies the second:

$$\boxplus = \bigcup_{\mathbf{y} \in (\mathbb{Z}_4)^{n/2}} C_{\mathbf{y}} = \left( \bigcup_{\mathbf{y} \in (\mathbb{Z}_4)^{n/2}} R_{\mathbf{y}} \right) \cup \left( \bigcup_{\mathbf{y} \in (\mathbb{Z}_4)^{n/2}} (\cup_i B_{i\mathbf{y}}) \right).$$

We now show that

$$\boxplus = \bigcup_{\mathbf{y} \in (\mathbb{Z}_4)^{n/2}} R_{\mathbf{y}}^*.$$

Since  $\boxplus$  decomposes into the cubes  $C_{\mathbf{y}}$ , it is sufficient to show that every point  $p \in C_{\mathbf{y}}$  is contained in  $R_{\mathbf{v}}^*$  for some  $\mathbf{v} \in (\mathbb{Z}_4)^{n/2}$ . This is a consequence of the fact that  $R^*$  is the union of  $R$  and one ball from the orbit of  $B_i$  for each  $i$ . However, this fact may not be self-evident, so we provide an explicit proof.

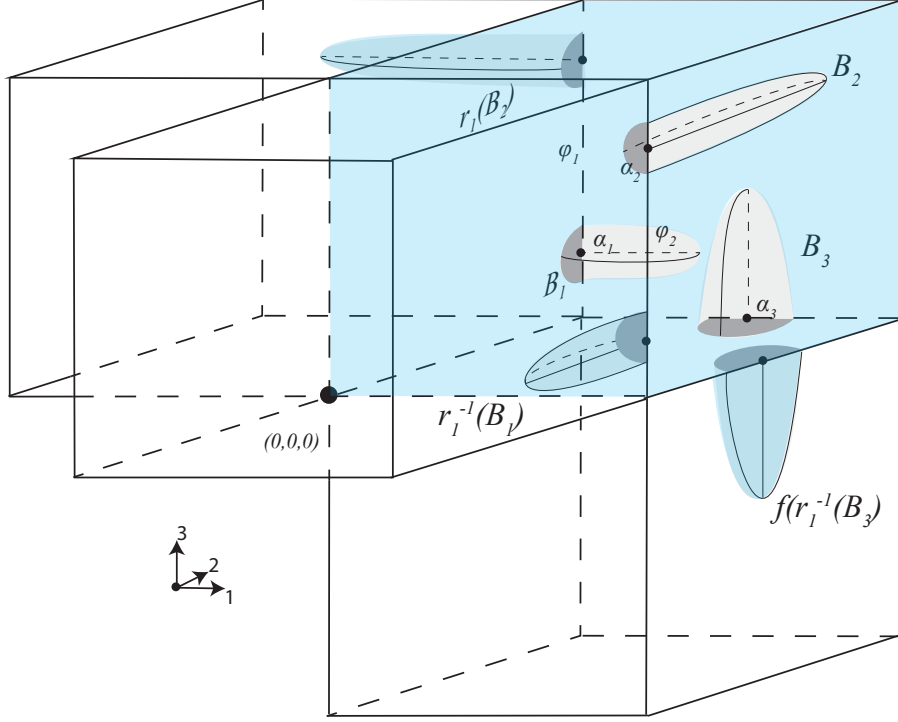


FIGURE 12. The manifold  $R^*$ , shown in blue, constructed via ball-swapping, which tiles  $[-1, 1]^3$ .

Consider a point  $p \in C_{\mathbf{y}}$ . If  $p$  is in the orbit of  $R$ , then  $p \in R_{\mathbf{y}} \subset C_{\mathbf{y}}$ , so  $p \in R_{\mathbf{y}} \subseteq R_{\mathbf{y}}^*$ . Now, suppose  $p \in B_{i_{\mathbf{y}}}$  for some  $i = 1, \dots, n$ . To find which rotation of  $R^*$  contains  $p$ , consider the isometric ball  $B_i \subset C^n$ . There are two cases: if  $i = 2k - 1$ , then  $B_i \subset r_k(R^*)$ , and if  $i = 2k$ ,  $B_i \subset r_k^{-1}(R^*)$ .

Let  $\mathbf{v} \in (\mathbb{Z}_4)^{n/2}$  be the vector with  $r_{\mathbf{v}}$  equal to  $r_{\mathbf{y}} \circ r_k$  if  $i = 2k - 1$  and  $r_{\mathbf{y}} \circ r_k^{-1}$  if  $i = 2k$ . In other words, the vector  $\mathbf{v}$  is equal to the vector  $\mathbf{y}$  modified only by shifting its  $k^{\text{th}}$  coordinate by  $\pm 1$ . Observe that  $(B_i)_{\mathbf{y}} \subset (R^*)_{\mathbf{v}}$ . This shows that  $\boxplus$  indeed is equal to the union of the  $R_{\mathbf{y}}^*$ .

To show that  $\boxplus$  is tiled by isometric copies of  $R^*$ , we need to check that the  $R_{\mathbf{y}}^*$  have non-overlapping interiors. First observe that  $R^*$  has  $n$ -volume 1, and that  $\boxplus$  has  $n$ -volume  $2^n$ . Since exactly  $2^n$  isometric copies of  $R^*$  make up  $\boxplus$ , they must have disjoint interiors. This concludes the proof of (2).

**3.7. Constructing the rep-tile in odd dimensions.** Recall that we have yet to consider the case where  $n$  is odd, i.e.  $n = 2m + 1$  for some integer  $m > 0$ . As before, let  $F_i$  denote the face of  $C^n$  intersecting the  $(n - 1)$ -plane where  $x_i = 0$ . In this case, in addition to the rotations  $r_1, \dots, r_m$  defined above, we require an additional rotation  $f : \mathbb{R}^n \rightarrow \mathbb{R}^n$  that “flips”  $\mathbb{R}^n$  by an angle of  $\pi$  about the  $(n - 2)$ -plane where  $x_{n-1} = 0 = x_n$ . Note that by definition,  $F_n = f \circ r_{(n-1)/2}^{-1}(F_n)$ , and so  $f \circ r_{(n-1)/2}^{-1}$  carries  $C^n$  to its  $n^{\text{th}}$  neighboring cube in  $\boxplus$ .

For  $i = 1, \dots, n-1$ , choose points  $\alpha_i \in F_i$  as before. Choose the point  $\alpha_n$  on the  $(n-2)$ -facet of  $F_n$  where  $F_n$  intersects the  $(n-1)$ -plane  $x_{n-1} = 1$ . More specifically we let

$$\alpha_n = \left( \frac{1}{2}, \dots, \frac{1}{2}, 1, 0 \right)$$

and  $N_n$  be a neighborhood of  $\alpha_n$  in the face  $F_n$  with radius  $1/8$ . This guarantees that  $f \circ r_{(n-1)/2}^{-1}(N_n)$  is disjoint from  $N_n$ . Therefore, we can again define the boundary sum:

$$R^* = R \cup f \circ r_{(n-1)/2}^{-1}(B_n) \cup \bigcup_{k=1}^m r_k^{-1}(B_{2k-1}) \cup r_k(B_{2k}),$$

which is isotopic to  $R$  and tiles  $\boxplus = [-1, 1]^n$  as before. To complete our proof that  $R^*$  is a rep-tile for any  $n$ , we appeal to Lemma 3.1.  $\square$

*Acknowledgments:* This paper is the product of a SQuaRE. We are indebted to AIM, whose generous support and hospitality made this work possible. AK is partially supported by NSF grant DMS-2204349, PC by NSF grant DMS-2145384, RB by NSF grant DMS-2424734, and HS by NSF grant DMS-1502525. We also thank Kent Orr for many helpful discussions.

#### BALL NUMBER

*Let R be a frog with a cube for a bride  
Place R in a box with some balls beside  
Set free, the balls  
Dance through walls  
Out plops a Rep-tile with frogs inside*

#### REFERENCES

- [Ada95] Colin C. Adams. Tilings of space by knotted tiles. *Math. Intelligencer*, 17(2):41–51, 1995.
- [Ada97] Colin C. Adams. Knotted tilings. In *The Mathematics of Long-Range Aperiodic Order (Waterloo, ON, 1995)*, volume 489 of *NATO Adv. Sci. Inst. Ser. C: Math. and Phys. Sci.*, pages 1–8. Kluwer Academic Publishers, Dordrecht, 1997.
- [Ber66] Robert Berger. *The Undecidability of the Domino Problem*. Number 66. American Mathematical Soc., 1966.
- [BMR16] Ryan Blair, Zoe Marley, and Ilianna Richards. Three-dimensional rep-tiles. *Proceedings of the AMS*, To appear; arXiv 2107.10216.
- [CFG91] HT Croft, KJ Falconer, and RK Guy. *Unsolved Problems in Geometry*. Springer, 1991.
- [CL90] John H Conway and Jeffrey C Lagarias. Tiling with polyominoes and combinatorial group theory. *Journal of Combinatorial Theory, Series A*, 53(2):183–208, 1990.
- [Den90] BH Denton. *General Topology I*, edited by AV Arkhangel'skii and LS Pontryagin. Springer, 1990.
- [Fox48] Ralph H Fox. On the imbedding of polyhedra in 3-space. *Annals of Mathematics*, pages 462–470, 1948.
- [Gar63] Martin Gardner. On rep-tiles, polygons that can make larger and smaller copies of themselves. *Scientific American*, 208:154–164, 1963.
- [Gar77] Martin Gardner. Extraordinary nonperiodic tiling that enriches the theory of tiles. *Scientific American*, 236(1):110–121, 1977.
- [Gol64] Solomon W Golomb. Replicating figures in the plane. *The Mathematical Gazette*, 48(366):403–412, 1964.
- [GS98] Chaim Goodman-Strauss. Matching rules and substitution tilings. *Annals of Mathematics*, pages 181–223, 1998.

- [KT76] Kazuaki Kobayashi and Yasuyuki Tsukui. The ball coverings of manifolds. *J. Math. Soc. Japan*, 28(1):133–143, 1976.
- [Luf69] Ehard Luft. Covering of manifolds with open cells. *Illinois Journal of Mathematics*, 13(2):321–326, 1969.
- [Oh96] Seungsang Oh. Knotted solid tori decompositions of  $B^3$  and  $S^3$ . *Journal of Knot Theory and Its Ramifications*, 5(03):405–416, 1996.
- [Rad94] Charles Radin. The pinwheel tilings of the plane. *Annals of Mathematics*, 139(3):661–702, 1994.
- [Rad21] Charles Radin. Conway and aperiodic tilings. *The Mathematical Intelligencer*, 43(2):15–20, 2021.
- [Rob71] Raphael M Robinson. Undecidability and nonperiodicity for tilings of the plane. *Inventiones Mathematicae*, 12:177–209, 1971.
- [Sch94] Egon Schulte. Space fillers of higher genus. *Journal of Combinatorial Theory, Series A*, 68(2):438–453, 1994.
- [Sin79] Wilhelm Singhof. Minimal coverings of manifolds with balls. *Manuscripta Mathematica*, 29(2):385–415, 1979.
- [Thu89] W. P. Thurston. Tilings and finite state automata. *AMS Colloquim Lectures*, 1989.
- [vO97] G. van Ophuysen. Problem 19. *Tagungsbericht*, 20, 1997.
- [Wan60] Hao Wang. Proving theorems by pattern recognition i. *Communications of the ACM*, 3(4):220–234, 1960.
- [Zee63] Eric Christopher Zeeman. Seminar on combinatorial topology. (*No Title*), 1963.