

GALORE+: BOOSTING LOW-RANK ADAPTATION FOR LLMs WITH CROSS-HEAD PROJECTION*

Xutao Liao¹, Shaohui Li¹, Yuhui Xu², Zhi Li¹, Yu LIU³, You He³

¹Tsinghua Shenzhen International Graduate School, ²Salesforce AI Research, ³Tsinghua University.

ABSTRACT

Recent low-rank training methods, such as GaLore, have significantly reduced the memory required to optimize large language models (LLMs). However, these methods often suffer from time-consuming low-rank projection estimations. In particular, the singular value decomposition (SVD) in GaLore can consume more than 80% of the total training time. To address this issue, we propose GaLore+, which uses cross-head low-rank projection to reduce the substantial time consumption in estimating low-rank projections for multi-head attention. In addition, we employ randomized subspace iteration to achieve fast SVD. To further enhance performance, we propose sparsely coded residuals to reduce the errors caused by low-rank approximation on the first- and second-order moments of the optimizers and weight updates. We evaluate GaLore+ on arithmetic reasoning and natural language generation datasets. Our experiments demonstrate that GaLore+ delivers superior performance while achieving approximately 4× fine-tuning speed compared to vanilla GaLore.

1 INTRODUCTION

As the sizes of language models grow rapidly, training models from scratch for different tasks becomes impractical due to the significant time and computational resources required. To address this challenge, current research and applications typically rely on pre-training large language models (LLMs) and subsequently fine-tuning them for specific downstream tasks. Such a paradigm has been proven highly efficient in a wide range of tasks, including, but not limited to, natural language processing, question-answering, and reasoning (Roziere et al., 2023; Li et al., 2023; Ouyang et al., 2022; Brown, 2020).

However, full fine-tuning of entire LLMs requires enormous memory, making it prohibitively expensive for individuals and start-ups. Parameter-efficient fine-tuning (PEFT) methods only fine-tune a small number of the weights, significantly reducing the memory requirements (Lialin et al., 2023; Ding et al., 2023). Among them, the methods based on low-rank reparameterization, such as LoRA (Hu et al., 2022), have attracted much attention due to their impressive efficiency. Recently, a low-rank adaptation method named GaLore (Zhao et al., 2024) demonstrated the ability to optimize an LLM with 7 billion parameters on a consumer-level GPU with 24 GB of memory. Low-rank adaptation methods achieve dramatic memory reduction by updating the weights of LLMs in low-rank subspace, thus reducing the number of fine-tuned weights. We catego-

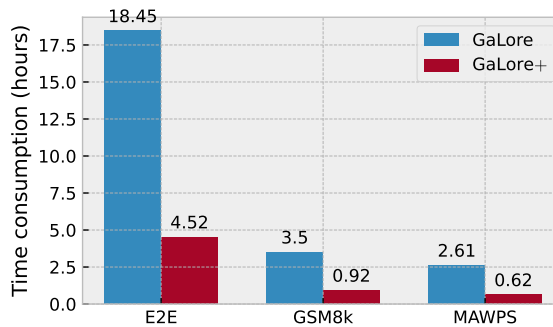


Figure 1: We compare the time consumption for fine-tuning LLaMA2-7B on different datasets with GaLore and GaLore+.

we categorize the datasets into arithmetic reasoning (E2E, GSM8k) and natural language generation (MAWPS).

*This work is available as a preprint.

size existing low-rank adaptation methods into three groups based on how they construct low-rank projections *i.e.*, parameterized projection, random projection, and analytic projection.

i) Parameterized projection. The representative work is LoRA (Hu et al., 2022), which approximates the parameter updates as the product of two trainable low-rank matrices. PiSSA (Meng et al., 2024) extends this by employing singular value decomposition (SVD) to decompose the weight matrix into a principal component and a residual component, optimizing the principal part using two trainable low-rank matrices, similar to LoRA. LoRA is further developed into more efficient variants such as QLoRA (Dettmers et al., 2023), which reduces memory requirements and improves computational efficiency by quantization. AdaLoRA enhances LoRA by adaptively adjusting the rank of low-rank updates (Zhang et al., 2023).

ii) Random projection. Methods in this category employ random projections to further reduce the memory consumption on parameterized projections. Flora (Hao et al., 2024) develops LoRA by substituting one of the two low-rank matrices with a randomly generated matrix, reducing the memory consumption with comparable performance. VeRA (Kopiczko et al., 2024) employs a shared pair of random projections across all layers, fine-tuning the model by training layer-specific scaling vectors.

iii) Analytic projection. Both parameterized and random projections may lead to low-quality approximations of gradient or weight updates, as they lack analytic guarantees. In contrast, GaLore (Zhao et al., 2024) introduces analytic projections derived from SVD to ensure that the key components of the gradients are preserved after low-rank projections, thereby offering a more accurate and reliable approximation.

Existing methods for estimating low-rank projections involve a trade-off between approximation error and resource consumption (*e.g.*, on memory and time). Parameterized and random projections lack the accuracy of analytic decomposition, leading to uncertain quality, while analytic methods like SVD, though more precise, are computationally expensive. For instance, in GaLore, SVD accounts for over 80% of the total time consumed during the fine-tuning process. Therefore, a faster and more accurate estimation of low-rank projections is essential to further boost the low-rank adaptation methods.

In this paper, we propose a low-rank adaptation method, GaLore+, which employs cross-head low-rank projection to realize fast and high-quality estimation. Algorithm 1 presents the pseudo-code of integrating GaLore+ into AdamW, with the highlighted improvement over GaLore (Zhao et al., 2024). GaLore+ utilizes a cross-head low-rank projection inspired by the architecture of multi-head attention, where the projection matrices for the gradient of query or key transforms are shared across multiple attention heads. Such sharing reduces the computational complexity of low-rank projection matrices in h -head attention from $O(h^3)$ to $O(h)$. Additionally, randomized subspace iteration for SVD is utilized to further reduce computational complexity. Besides, GaLore+ incorporates sparsely coded residuals, enabling a sparse representation of low-rank approximation errors in weight updates, which helps to mitigate estimation inaccuracies caused by the cross-head low-rank projection. We evaluate the proposed GaLore+ on natural language processing and arithmetic reasoning tasks, comparing it against state-of-the-art low-rank adaptation methods.

The main contributions of this work are as follows:

- We introduce cross-head low-rank projection, which reduces computational complexity by sharing projection matrices across multiple query or key projections. Besides, we employ randomized subspace iteration to accelerate the estimation of the projections.
- We mitigate the impact of low-rank approximation errors on weight updates by utilizing sparsely coded residuals for the optimizer’s moments, thereby enhancing the quality of the weight updates.
- Experimental results demonstrate that the proposed method surpasses state-of-the-art approaches, including LoRA and GaLore, in fine-tuning LLMs for tasks such as arithmetic reasoning and natural language generation.

Algorithm 1 GaLore+ (PyTorch-like pseudocode)

```

1: for weight in model.parameters():
2:   grad = weight.grad
3:   # original space -> compact space
4:   # cross-head low-rank projection
5:   lor_grad, lor_proj = project(grad) ▷ Section 4.1
6:   # update by AdamW or other optimizers
7:   lor_update, lor_moments = update(lor_grad)
8:   # sparsely coded residual
9:   res_update = estimate(grad, lor_proj, lor_moments) ▷ Section 4.2
10:  # compact space -> original space
11:  update = project.back(lor_update) + res_update
12:  weight.data += update

```

*Note: The **green** background highlights the improvements over GaLore (Zhao et al., 2024).*

2 RELATED WORK

Parameter Efficient Fine-Tuning. A variety of parameter-efficient fine-tuning methods have emerged in recent years, enabling an increasing number of institutions and researchers to fine-tune LLMs to meet their specific requirements. Adapters (Rebuffi et al., 2017; Houlsby et al., 2019; Lin et al., 2020; Karimi Mahabadi et al., 2021b;a) enable parameter-efficient fine-tuning by inserting trainable layers into LLMs while keeping other layers frozen. However, this approach also introduces additional inference latency. BitFit (Zaken et al., 2021) selectively tunes only the biases within the network, significantly reducing the number of parameters involved in fine-tuning. Prompt tuning achieves parameter-efficient fine-tuning by optimizing a set of new input tokens or prompts for each task (Li & Liang, 2021; Lester et al., 2021; Hambardzumyan et al., 2021; Liu et al., 2023). Hu et al. (2022) introduced LoRA, proposing that weight updates are low-rank and can be expressed as the product of two low-rank matrices. Furthermore, the trainable parameters can be merged with the original weights, eliminating additional inference latency. Recent studies combined parameter-efficient fine-tuning methods with quantization to enhance memory efficiency during the fine-tuning of LLMs (Kwon et al., 2022; Dettmers et al., 2023; Chai et al., 2023; Xu et al., 2023). And DoRA (Liu et al., 2024), or Weight-Decomposed Low-Rank Adaptation, is a parameter-efficient fine-tuning method designed to enhance learning capacity and stability by decomposing pre-trained weights into magnitude and direction components, leveraging LoRA for directional updates, and achieving superior performance across tasks without additional inference costs.

Parameter Sharing. Adam-mini partitions the model parameters into blocks based on the structure of the Hessian matrix, assigning a unified second-order moment to all parameters within each block (Zhang et al., 2024). This approach significantly reduces the memory footprint of the second-order moment, thereby decreasing the optimizer’s memory usage. From a temporal perspective, GaLore shares the same projection across a fixed number of steps, reducing computational overhead. The above discussion demonstrates that many parameters can be shared during fine-tuning, reducing memory usage or computational complexity.

Low-Rank plus Sparse Matrix. Robust Principal Component Analysis (RPCA) decomposes a data matrix into the sum of the product of low-rank matrices and a sparse matrix and has been extensively studied in both theory and applications (Lin et al., 2010; Zhou & Tao, 2011; Liu et al., 2013; Aravkin et al., 2014; Hintermüller & Wu, 2015; Yi et al., 2016; Zhang & Yang, 2018). The recent Robust Adaptation (RoSA) method extends Low-Rank Adaptation (LoRA) by further decomposing weight updates into the product of two low-rank matrices, with an additional sparse matrix (Nikdan et al., 2024). Using an optimizer to update both the low-rank and sparse matrices, RoSA achieves superior performance compared to LoRA.

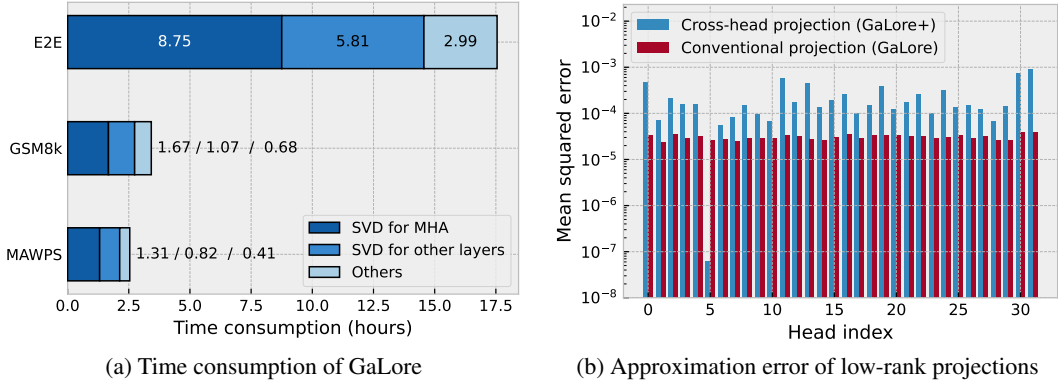


Figure 2: Motivations for cross-head low-rank projection. (a) illustrates the time consumption of SVD and other operations when fine-tuning an LLaMA2-7B model on different datasets with GaLore. MHA is short for multi-head attention. (b) presents the approximation errors of low-rank projection with cross-head projection (*i.e.*, GaLore+) and conventional projection (*i.e.*, GaLore).

3 PRELIMINARIES

GaLore. Conventional PEFT methods, such as LoRA (Hu et al., 2022), reduce the number of parameters for fine-tuning LLMs. However, the fixed low-rank nature of these methods limits the effectiveness of weight updates, resulting in performance inferior to full fine-tuning. GaLore (Zhao et al., 2024) addresses this limitation by leveraging the low-rank characteristics of gradients and projecting them onto low-rank subspace, significantly reducing the memory requirements for fine-tuning LLMs, while still maintaining the capability for full-parameter tuning. This approach enables pre-training an LLM with 7 billion parameters on a consumer-grade GPU, *i.e.*, NVIDIA RTX 4090 with 24 GB memory. The low-rank projections in GaLore are calculated via SVD and updated at fixed intervals. Thus, the search space for parameters can dynamically change within the full-rank space.

Transformer. Multi-head attention is a key component in Transformer (Vaswani et al., 2017), enabling the model to focus on different parts of the input sequence simultaneously. This mechanism employs multiple attention heads, each processing the input sequence independently. Let $\mathbf{Q}, \mathbf{K}, \mathbf{V}$ be d_{model} -dimensional query, key, and value for the multi-head attention, the output of the i -th head is

$$\begin{aligned} \text{head}_i &= \text{Attention}(\mathbf{Q}\mathbf{W}_i^{\mathbf{Q}}, \mathbf{K}\mathbf{W}_i^{\mathbf{K}}, \mathbf{V}\mathbf{W}_i^{\mathbf{V}}) \\ &= \text{softmax}\left(\frac{\mathbf{Q}\mathbf{W}_i^{\mathbf{Q}}(\mathbf{K}\mathbf{W}_i^{\mathbf{K}})^{\top}}{\sqrt{d_k}}\right)\mathbf{V}\mathbf{W}_i^{\mathbf{V}}, \end{aligned} \quad (1)$$

where $\mathbf{W}_i^{\mathbf{Q}} \in \mathbb{R}^{d_{\text{model}} \times d_k}$, $\mathbf{W}_i^{\mathbf{K}} \in \mathbb{R}^{d_{\text{model}} \times d_k}$, and $\mathbf{W}_i^{\mathbf{V}} \in \mathbb{R}^{d_{\text{model}} \times d_v}$ are learned linear transforms. Moreover, the heads are concatenated and further transformed as follows.

$$\text{MultiHead}(\mathbf{Q}, \mathbf{K}, \mathbf{V}) = [\text{head}_1, \dots, \text{head}_h]\mathbf{W}^{\mathbf{O}}, \quad (2)$$

where $\mathbf{W}^{\mathbf{O}} \in \mathbb{R}^{hd_v \times d_{\text{model}}}$.

4 METHODS

To reduce the time consumption of GaLore while improving performance, we propose GaLore+, which introduces two key components, *i.e.*, cross-head low-rank projection and sparsely coded residual. The cross-head low-rank projection enables efficient estimation of projection matrices with reduced computational complexity. Meanwhile, the sparsely coded residual corrects the weight update errors caused by low-rank projection, ensuring more accurate fine-tuning.

4.1 CROSS-HEAD LOW-RANK PROJECTION

GaLore demonstrates remarkable performance on PEFT, enabling the training of a 7B LLM on a GPU with just 24GB of memory. However, the SVD employed in GaLore (Zhao et al., 2024) is inherently time-consuming. Figure 2a presents the time consumption for SVD and other operations during the fine-tuning of a LLaMA2-7B model using GaLore. The figure indicates that SVD accounts for more than 80% of the time consumption of the whole fine-tuning process. Moreover, SVD for the multi-head attention (MHA) layers alone takes about half of the fine-tuning process.

4.1.1 CROSS-HEAD SIMILARITY FOR SIMPLIFIED SVD

Section 3 has introduced multi-head attention and linear transforms. Note that the three linear transformations across different heads share the same input and can be processed in parallel. Thus, in practical implementations, such as the PyTorch implementation¹, the linear transforms of different heads are concatenated into a single matrix. Here, we denote the *concatenated transforms* as

$$\begin{aligned}\mathbf{W}^Q &\triangleq [\mathbf{W}_1^Q, \mathbf{W}_2^Q, \dots, \mathbf{W}_h^Q], \\ \mathbf{W}^K &\triangleq [\mathbf{W}_1^K, \mathbf{W}_2^K, \dots, \mathbf{W}_h^K], \\ \mathbf{W}^V &\triangleq [\mathbf{W}_1^V, \mathbf{W}_2^V, \dots, \mathbf{W}_h^V].\end{aligned}\tag{3}$$

Existing low-rank based methods, such as LoRA (Hu et al., 2022) and GaLore (Zhao et al., 2024), conduct low-rank approximation on the updates of the concatenated multi-head transforms rather than on the updates of each individual head. Specifically, GaLore applies SVD to the gradient of a concatenated transform to get the low-rank projection. For instance, the r -rank ($r < hd_k$) approximation of the gradient $\nabla \mathbf{W}^Q \in \mathbb{R}^{d_{\text{model}} \times hd_k}$ is

$$\nabla \mathbf{W}^Q = \mathbf{U}\Sigma\mathbf{V} \approx \mathbf{U}_{:,r}\Sigma_{:,r}\mathbf{V}_{:,r} = \mathbf{P}\mathbf{P}^\top \nabla \mathbf{W}^Q,\tag{4}$$

where $\mathbf{P} \triangleq \mathbf{U}_{:,r}$ is the low-rank projection matrix that contains the first r columns of \mathbf{U} . The low-rank projections for $\nabla \mathbf{W}^K$ and $\nabla \mathbf{W}^V$ are calculated similarly.

Cordonnier et al. (2020) observed that the query or key transforms of different attention heads within the same layer are similar. The authors show that the concatenated projection is low-rank even though the projections of each head are of high ranks. Therefore, we hypothesize that the gradient $\nabla \mathbf{W}_i^Q$ (or $\nabla \mathbf{W}_i^K$) of different heads within the same layer are similar. Thus, we can obtain a low-rank projection of the gradient of the concatenated transform $\nabla \mathbf{W}^Q$ (or $\nabla \mathbf{W}^K$) via SVD on a randomly selected \mathbf{W}_i^Q (or $\nabla \mathbf{W}_i^K$), *i.e.*,

$$\nabla \mathbf{W}_i^Q = \mathbf{U}_i \Sigma_i \mathbf{V}_i \approx (\mathbf{U}_i)_{:,r} (\Sigma_i)_{:,r} (\mathbf{V}_i)_{:,r} = \mathbf{P}_i \mathbf{P}_i^\top \nabla \mathbf{W}_i^Q,\tag{5}$$

where $\mathbf{P}_i \triangleq (\mathbf{U}_i)_{:,r}$. Thus, the low-rank approximation of $\nabla \mathbf{W}^Q$ in the proposed GaLore+ is achieved by with

$$\nabla \mathbf{W}^Q \approx \mathbf{P}_i \mathbf{P}_i^\top \nabla \mathbf{W}^Q.\tag{6}$$

Figure 2b illustrates the approximation error of the gradients $\nabla \mathbf{W}_i^Q$ with a randomly selected multi-head attention head using the low-rank projections using Equation 4 (vanilla GaLore) and Equation 6 (cross-head low-rank projection). The errors in Equation 6 are larger than those in Equation 4, as shown in Figure 2b. We further introduce sparsely coded residual to reduce for this discrepancy, as discussed in Subsection 4.2. Since the computational complexity of SVD is $O(mn \times \min(m, n))$ for a matrix of $m \times n$ elements, the computational complexity for the SVD operations of $\nabla \mathbf{W}^Q \in \mathbb{R}^{d_{\text{model}} \times hd_k}$ and $\nabla \mathbf{W}^K \in \mathbb{R}^{d_{\text{model}} \times hd_k}$ can be reduced from $O(h^3 d_k^3)$ to $O(hd_k^3)$. As a reference, h is set to 32 in LLaMA2-7B.

4.1.2 FAST SVD WITH RANDOMIZED SUBSPACE ITERATION

To further reduce the time consumption on SVD, we adopt the *randomized subspace iteration* algorithm proposed by Halko et al. (2011), which is a fast implementation of SVD. To obtain the $m \times r$

¹<https://pytorch.org/docs/stable/generated/torch.nn.MultiheadAttention.html>

low-rank projection matrix from an $m \times n$ matrix, the randomized subspace iteration can reduce the computational complexity from $O(mn \times \min(m, n))$ to $O(mn \times \log(r))$. Specifically, the computational complexity for the SVD operations of $\nabla \mathbf{W}^Q$ and $\nabla \mathbf{W}^K$ can be reduced from $O(hd_k^2)$ to $O(hd_k^2 \times \log(r))$.

Furthermore, randomized subspace iteration also reduces memory consumption during fine-tuning. SVD of an $m \times n$ matrix produces three matrices with the shapes of $m \times m$, $\min(m, n)$, and $n \times n$. However, we only use one matrix of $m \times m$ or $n \times n$ to get the low-rank projection matrix. Randomized subspace iteration only produces a $r \times r$ matrix during SVD, which consumes significantly less memory. The experiments in Section 5 demonstrate the advantages of randomized subspace iteration regarding time efficiency and memory usage.

4.2 SPARSELY CODED RESIDUAL

The low-rank projection of the gradients can significantly reduce the memory consumption during fine-tuning, along with the low-rank first- and second-order moments for optimizers. However, the low-rank projection may not always be the main component of practical implementations. For instance, the low-rank projections are updated every hundred steps during fine-tuning due to the high computational complexity of SVD, making it challenging to apply low-rank projections at every step. Moreover, the cross-head low-rank projection introduces increased approximation error due to cross-head sharing and randomized subspace iterations, leading to less accurate SVD results. Consequently, the low-rank first- and second-order moments for the optimizers are also imprecise. To address this, we estimate the residuals using a sparse representation, which improves the quality of the first- and second-order moments.

4.2.1 LOW-RANK APPROXIMATION RESIDUAL OF MOMENTS

Let $\mathbf{G}_t \in \mathbb{R}^{m \times n}$ be the gradient of t -th step, and $\mathbf{P}_t \in \mathbb{R}^{m \times r}$ be the low-rank projection of t -th step, the residual of low-rank approximation of \mathbf{G}_t is

$$\Delta \mathbf{G}_t = \mathbf{G}_t - \mathbf{P}_t \mathbf{P}_t^\top \mathbf{G}_t. \quad (7)$$

The first- and second-order moments (denoted as \mathbf{M}_t and \mathbf{V}_t , with $\mathbf{M}_t, \mathbf{V}_t \in \mathbb{R}^{m \times n}$) for common optimizers, such as Adam, AdaGrad, and AdamW, are estimated as

$$\begin{aligned} \mathbf{M}_t &= \beta_1 \mathbf{M}_{t-1} + (1 - \beta_1) \mathbf{G}_t, \\ \mathbf{V}_t &= \beta_2 \mathbf{V}_{t-1} + (1 - \beta_2) \mathbf{G}_t \odot \mathbf{G}_t, \end{aligned} \quad (8)$$

where β_1 and β_2 are decay rates of the moments, and \odot means element-wise multiplication. The low-rank first- and second-order moments (denoted as \mathbf{M}'_t and \mathbf{V}'_t , with $\mathbf{M}'_t, \mathbf{V}'_t \in \mathbb{R}^{r \times n}$) used in GaLore are realized by

$$\begin{aligned} \mathbf{M}'_t &= \beta_1 \mathbf{M}'_{t-1} + (1 - \beta_1) \mathbf{P}_t^\top \mathbf{G}_t, \\ \mathbf{V}'_t &= \beta_2 \mathbf{V}'_{t-1} + (1 - \beta_2) (\mathbf{P}_t^\top \mathbf{G}_t) \odot (\mathbf{P}_t^\top \mathbf{G}_t). \end{aligned} \quad (9)$$

The low-rank approximation residuals of the moments are

$$\Delta \mathbf{M}_t = \mathbf{M}_t - \mathbf{P}_t \mathbf{M}'_t, \quad \Delta \mathbf{V}_t = \mathbf{V}_t - \mathbf{P}_t \mathbf{V}'_t. \quad (10)$$

Equation 10 can be extended into the following form considering Equation 7, 8, and 9,

$$\begin{aligned} \Delta \mathbf{M}_t &\approx \beta_1 \Delta \mathbf{M}_{t-1} + (1 - \beta_1) \Delta \mathbf{G}_t, \\ \Delta \mathbf{V}_t &\approx \beta_2 \Delta \mathbf{V}_{t-1} + 2(1 - \beta_2) (\mathbf{P}_t \mathbf{P}_t^\top \mathbf{G}_t) \odot \Delta \mathbf{G}_t, \end{aligned} \quad (11)$$

The detailed inference is provided in Appendix A. Equation 11 depicts the evolution of the low-rank approximation residual of the moments during fine-tuning. Thus, we employ two additional variables in fine-tuning as the estimate of the low-rank approximation residual, and the two variables update following Equation 11.

Furthermore, the approximation residual of the moments leads to bias in parameter updates. The bias formulation depends on the specific form of the optimizer, and we use AdamW as an example.

Algorithm 2 Sparsely Coded Residual of AdamW

-
- 1: **given** time step t , gradient $\mathbf{G}_t \in \mathbb{R}^{m \times n}$, sparse indexing matrix $\mathbf{L} \in \mathbb{R}^{m \times n}$, low-rank projection $\mathbf{P}_t \in \mathbb{R}^{m \times r}$, second-order low-rank moment $\mathbf{V}_t' \in \mathbb{R}^{r \times n}$, first- and second-order moment residuals $\Delta \mathbf{M}_{t-1}, \Delta \mathbf{V}_{t-1} \in \mathbb{R}^{m \times n}$, constant ϵ
 - 2: $\hat{\mathbf{G}}_t \leftarrow \mathbf{P}_t \mathbf{P}_t^\top \mathbf{G}_t$
 - 3: $\Delta \mathbf{G}_t \leftarrow (\mathbf{G}_t - \hat{\mathbf{G}}_t) \odot \mathbf{L}$
 - 4: $\Delta \mathbf{M}_t \leftarrow \beta_1 \Delta \mathbf{M}_{t-1} + (1 - \beta_1) \Delta \mathbf{G}_t$
 - 5: $\Delta \mathbf{V}_t \leftarrow \beta_2 \Delta \mathbf{V}_{t-1} + 2(1 - \beta_2) \hat{\mathbf{G}}_t \odot \Delta \mathbf{G}_t$
 - 6: $\Delta \hat{\mathbf{M}}_t \leftarrow \Delta \mathbf{M}_t / (1 - \beta_1^t)$
 - 7: $\Delta \hat{\mathbf{V}}_t \leftarrow \Delta \mathbf{V}_t / (1 - \beta_2^t)$
 - 8: $\delta_t \leftarrow \Delta \hat{\mathbf{M}}_t / \left(\sqrt{\mathbf{P}_t \mathbf{V}_t' / (1 - \beta_2^t) + \Delta \hat{\mathbf{V}}_t} + \epsilon \right)$
 - 9: **return** compact residual δ_t
-

Let $\Delta \mathbf{W}_t$ and $\Delta \mathbf{W}_t'$ be the full-rank parameter update and the low-rank reconstruction of \mathbf{W} at step t , then the following equations hold.

$$\Delta \mathbf{W}_t = \frac{\mathbf{M}_t / (1 - \beta_1^t)}{\sqrt{\mathbf{V}_t / (1 - \beta_2^t) + \epsilon}}, \quad \Delta \mathbf{W}_t' = \frac{\mathbf{P}_t \mathbf{M}_t' / (1 - \beta_1^t)}{\sqrt{\mathbf{P}_t \mathbf{V}_t' / (1 - \beta_2^t) + \epsilon}}. \quad (12)$$

Then the low-rank approximation error of the update, denoted as δ_t , is

$$\delta_t = \Delta \mathbf{W}_t - \Delta \mathbf{W}_t' \approx \frac{\Delta \mathbf{M}_t / (1 - \beta_1^t)}{\sqrt{(\Delta \mathbf{V}_t + \mathbf{P}_t \mathbf{V}_t') / (1 - \beta_2^t) + \epsilon}}. \quad (13)$$

Equation 13 demonstrates the evolution of low-rank approximation error of the update during fine-tuning, which is also used in the proposed sparsely coded residual.

4.2.2 SPARSE INDEXING MATRIX FOR THE RESIDUALS

We can leverage the residuals in Equation 11 and 13 to improve the quality of the updates during the optimization process. However, the residuals in Equation 11 and 13 are full-rank matrices, *i.e.*, $\Delta \mathbf{M}_t, \Delta \mathbf{V}_t, \delta_t \in \mathbb{R}^{m \times n}$, consuming enormous memory during fine-tuning. To incorporate the residuals in memory-efficient PEFT methods, we employ sparse representations with a sparse indexing matrix preserving the most significant elements of the residuals.

We introduce a warm-up stage to determine the sparse indexing matrix essential for efficient fine-tuning. This warm-up stage occurs during the first k steps of the fine-tuning process. At the end of the warm-up stage, the positions for the top-1% absolute values in the reconstructed first-order moment (*i.e.*, $\mathbf{P}_t \mathbf{M}_t'$) are recorded and used to create the sparse indexing matrix. This allows the approximation residuals for both moments and updates to be stored in sparse matrices, significantly reducing memory requirements. During the warm-up stage, the residuals are set to 0.

Algorithm 2 presents the whole process for obtaining the compact residuals at the t -th ($t > k$) step of AdamW. Please note that the proposed method can also be incorporated into other optimizers with moments, such as Adam and AdaGrad, to improve the quality of updates with low-rank approximation.

5 EXPERIMENTS

In this section, we present a series of experiments to evaluate the effectiveness of GaLore+. We compare our proposed method against a range of baselines in fine-tuning the LLaMA2-7B and LLaMA2-13B models (Touvron et al., 2023), specifically focusing on tasks related to arithmetic reasoning and natural language generation, to assess its overall performance.

Implementation Details. We fine-tune all layers of the LLaMA2-7B and LLaMA2-13B models, adding sparsely coded residuals only in the query and key projections, and load the parameters in

Table 1: Comparison of fine-tuning LLaMA2-7B with different PEFT methods on the GSM8k and MAWPS datasets. The metrics for fine-tuning time (Time) and memory consumption (Mem.) are ‘hours’ and ‘GB’.

Datasets		GSM8k			MAWPS		
Methods	Rank	Time.↓	Mem.↓	Acc. (%)↑	Time.↓	Mem.↓	Acc. (%)↑
LoRA	32	0.53	15.65	23.30	0.40	14.36	45.80
DoRA	32	1.15	15.01	21.08	0.69	15.01	44.96
GaLore	32	3.48	15.42	26.46	2.59	15.15	58.40
GaLore+	32	0.88	15.23	29.11	0.62	14.91	60.50
LoRA	128	0.53	16.99	30.78	0.45	15.64	65.97
DoRA	128	1.18	16.17	29.36	0.72	16.17	66.81
GaLore	128	3.50	16.06	33.66	2.61	15.79	64.29
GaLore+	128	0.92	15.73	34.65	0.62	15.44	67.64
LoRA	256	0.55	18.79	33.36	0.4	17.60	61.76
DoRA	256	1.24	18.12	33.59	0.76	18.12	62.18
GaLore	256	3.53	16.66	31.92	2.66	16.39	63.03
GaLore+	256	0.92	15.74	33.81	0.69	16.12	65.55

bf16 format. For the arithmetic reasoning task, we evaluate the accuracy on the test set, while for the natural language generation task, we measure both the similarity and quality of the generated text compared to the reference text. All these experiments on LLaMA2-7B are carried out on an NVIDIA RTX 4090 GPU with 24GB of memory, using the Llama-Factory framework (Zheng et al., 2024) for implementation. Additionally, experiments on LLaMA2-13B are conducted on an NVIDIA A800 GPU.

Baselines. We apply GaLore+ with the following baseline methods:

- i) *LoRA* (Hu et al., 2022) is a lightweight adaptation method. It achieves efficient model adaptation by freezing the backbone network and only optimizing low-rank adapters.
- ii) *GaLore* (Zhao et al., 2024) is a memory-efficient full-parameter fine-tuning method that significantly reduces memory usage by projecting gradients onto a low-rank subspace.
- iii) *DoRA* (Liu et al., 2024) builds on LoRA by decomposing weights into magnitude and direction, enhancing learning efficiency and stability without increasing inference costs.

5.1 ARITHMETIC REASONING

Setups. For the arithmetic reasoning task, we utilize the GSM8k and MAWPS datasets to fine-tune and evaluate the models. The GSM8k dataset was created by experienced problem writers and in a variety of linguistic forms (Cobbe et al., 2021). The MAWPS dataset contains arithmetic and algebraic word problems of varying levels of complexity (Koncel-Kedziorski et al., 2016). We use accuracy as the metric to evaluate the effectiveness of different fine-tuning methods. We set the rank r to 32, 128 and 256 for LoRA, DoRA, GaLore, and GaLore+. Detailed hyperparameter settings are provided in the Appendix B.

Main Results. Table 1 and 2 compares the performance of GaLore+ with other PEFT methods on the LLaMA2 models. On the GSM8k dataset, GaLore+ outperforms other PEFT methods in accuracy at ranks. For instance, at rank 128, GaLore+ achieves an accuracy of 34.65% on the GSM8k dataset, when fine-tuning LLaMA2-7B, surpassing the second-best result of 33.66%. Similar trends are observed on the MAWPS dataset, further demonstrating the superior performance of GaLore+.

5.2 NATURAL LANGUAGE GENERATION

Setups. For the natural language generation task, we fine-tune and evaluate the model using the E2E dataset (Novikova et al., 2017). We set the rank r to 32, 128 and 256 for thorough comparison. We set the number of training epochs to 1 and set the learning rate to 1×10^{-6} . We compare the performance of LoRA, DoRA, GaLore, and the proposed GaLore+ with a range of metrics,

Table 2: Comparison of fine-tuning LLaMA2-13B with different PEFT methods on the GSM8k and MAWPS datasets. The metrics for fine-tuning time (Time) and memory consumption (Mem.) are ‘hours’ and ‘GB’.

Datasets		GSM8k			MAWPS		
Methods	Rank	Time↓	Mem.↓	Acc. (%)↑	Time↓	Mem.↓	Acc. (%)↑
LoRA	32	0.73	27.96	32.01	0.50	26.50	55.04
DoRA	32	1.68	27.04	32.12	1.03	26.57	53.78
GaLore	32	7.08	28.14	36.24	5.34	27.94	61.34
GaLore+	32	1.22	27.93	37.98	0.80	27.59	63.87
LoRA	128	0.77	30.11	33.99	0.53	28.77	54.62
DoRA	128	1.78	28.98	32.68	1.09	28.70	54.62
GaLore	128	7.20	29.28	40.03	5.39	28.99	65.13
GaLore+	128	1.37	28.90	41.24	0.91	28.54	69.75
LoRA	256	0.80	33.08	34.72	0.55	31.62	62.18
DoRA	256	1.83	31.88	33.59	1.14	31.72	62.18
GaLore	256	7.25	30.06	37.15	5.50	29.87	62.18
GaLore+	256	1.54	29.79	42.20	1.06	29.45	66.39

Table 3: Comparison of fine-tuning LLaMA2-7B with different PEFT methods on the E2E dataset. The metrics for fine-tuning time (Time) and memory consumption (Mem.) are ‘hours’ and ‘GB’.

Methods	Rank	Time↓	Mem.↓	BLEU↑	NIST↑	MET↑	ROUGE-1/2/L↑	CIDEr↑
LoRA	32	2.94	14.17	62.47	4.58	35.07	69.16 / 38.00 / 46.24	1.46
DoRA	32	5.14	14.13	62.63	4.59	35.11	69.25 / 38.07 / 46.31	1.47
GaLore	32	18.57	15.15	64.95	4.96	36.92	70.99 / 40.77 / 49.15	1.77
GaLore+	32	4.41	14.92	65.15	4.97	37.32	71.17 / 41.06 / 49.38	1.78
LoRA	128	3.02	15.43	64.60	4.86	36.74	70.67 / 40.20 / 48.54	1.70
DoRA	128	5.27	15.43	64.77	4.86	36.77	70.72 / 40.20 / 48.62	1.72
GaLore	128	18.45	15.79	64.22	5.14	36.50	70.99 / 41.19 / 49.37	1.80
GaLore+	128	4.52	15.43	64.22	5.16	36.66	71.07 / 41.54 / 49.71	1.82
LoRA	256	3.01	17.43	64.93	4.94	36.81	70.92 / 40.66 / 49.01	1.76
DoRA	256	5.61	17.67	64.94	4.95	36.81	70.94 / 40.72 / 49.04	1.77
GaLore	256	18.42	16.39	64.97	5.10	36.84	71.19 / 41.34 / 49.26	1.82
GaLore+	256	4.86	16.19	64.99	5.11	36.88	71.15 / 41.40 / 49.45	1.83

including peak memory consumption, BLEU, NIST, MET, ROUGE-1/2/L, and CIDEr. For detailed experiment settings, please refer to Appendix B.

Main Results. Table 3 and 4 presents the experimental results on the E2E dataset, covering various metrics, with ‘Mem.’ representing peak memory consumption. Notably, GaLore+ exhibits a competitive or superior performance in most metrics compared to LoRA, DoRA and GaLore. For instance, with rank 128, GaLore+ achieves better results in terms of NIST, ROUGE, and CIDEr scores while maintaining the same memory usage as LoRA, when fine-tuning LLaMA2-7B. Similarly, GaLore+ consistently demonstrates superior performance across most evaluation metrics with a rank of 256. To further validate the capabilities of GaLore+, we fine-tuned LLaMA2-7B and LLaMA2-13B on the CNN/DM and XSum datasets, comparing it against several other PEFT methods. Detailed results are provided in Appendix C.

Additionally, Figure 1 compares the time consumption between GaLore and GaLore+, when fine-tuning LLaMA2-7B. One of the key advantages of GaLore+ is the negligible time to compute the projection matrices. As a result, the overall fine-tuning time is reduced by more than 70%, significantly accelerating the training process without compromising performance.

Table 4: Comparison of fine-tuning LLaMA2-13B with different PEFT methods on the E2E dataset. The metrics for fine-tuning time (Time) and memory consumption (Mem.) are ‘hours’ and ‘GB’.

Methods	Rank	Time↓	Mem.↓	BLEU↑	NIST↑	MET↑	ROUGE-1/2/L↑	CIDEr↑
LoRA	32	3.63	26.31	62.00	4.69	34.52	68.98 / 38.31 / 46.62	1.52
DoRA	32	7.55	26.44	61.99	4.70	34.58	69.00 / 38.40 / 46.65	1.51
GaLore	32	38.40	27.94	65.06	4.90	37.00	70.90 / 40.68 / 48.97	1.76
GaLore+	32	5.90	27.58	65.48	4.92	37.31	71.12 / 40.89 / 49.13	1.79
LoRA	128	3.65	28.54	64.99	4.82	36.97	70.70 / 40.18 / 48.41	1.72
DoRA	128	8.08	28.69	64.87	4.81	36.99	70.70 / 40.18 / 48.36	1.70
GaLore	128	38.12	28.99	64.35	5.05	36.48	70.81 / 41.04 / 49.17	1.78
GaLore+	128	6.76	28.51	65.01	5.15	36.34	71.13 / 41.30 / 49.34	1.81
LoRA	256	3.89	35.97	65.27	4.89	37.12	70.89 / 40.60 / 48.79	1.74
DoRA	256	8.48	31.60	65.12	4.88	37.09	70.92 / 40.45 / 48.55	1.72
GaLore	256	38.30	29.87	65.13	5.00	37.15	71.19 / 41.17 / 49.10	1.80
GaLore+	256	7.71	29.50	64.58	5.13	36.94	71.23 / 41.54 / 49.67	1.82

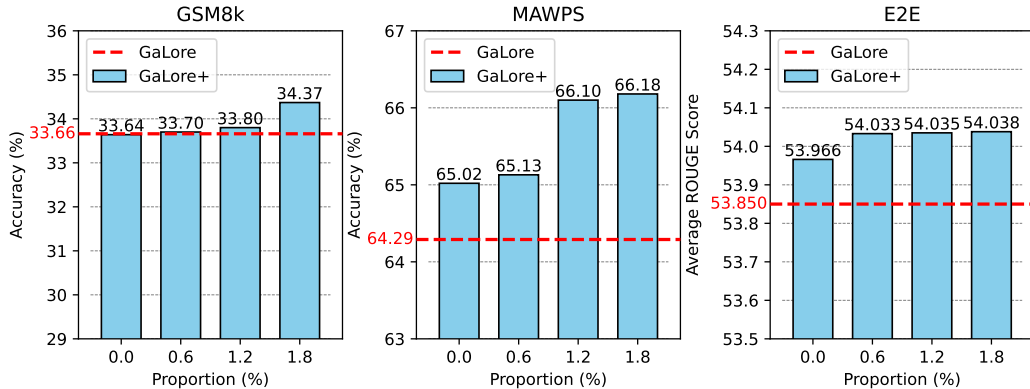


Figure 3: Ablation study on the sparsely coded residual, when fine-tuning LLaMA2-7B. The results are obtained by adjusting the proportion of non-zero elements in the sparse indexing matrix.

5.3 ABLATION STUDY

To evaluate the effectiveness of the proposed sparsely coded residual, we conduct experiments on GaLore+ with increasing number of non-zero elements in the sparse indexing matrix. All hyperparameters except for the sparsity of the residuals are kept unchanged for reasonable ablation. For robustness of the results, experiments were conducted on both LLaMA2-7B and LLaMA3-8B models, with four random seeds set for each experiment. The standard deviations for LLaMA2-7B and the results of LLaMA3-8B are provided in Appendix D.

Figure 3 presents the results of the comparison, suggesting that the residuals with more non-zero elements lead to better performance in most cases which indicates that the sparsely coded residuals indeed mitigate projection-induced errors and enhance the model’s performance.

6 CONCLUSIONS

In this paper, we propose GaLore+, a low-rank adaptation method with fast yet precise estimation of the low-rank projections. The estimation is achieved by cross-head low-rank projection and randomized subspace iteration. We further employ a sparsely coded residual to further reduce the error of low-rank approximation, which works on the moments of the optimizer. Experiments on arithmetic reasoning and natural language generation indicate that GaLore+ outperforms existing low-rank adaptation methods, offering superior performance with reduced computational complexity.

However, the proposed method can be further improved in the following aspects.

Additional theoretical analysis. Although the experiments validate that sharing low-rank projection matrices across heads in multi-head attention can be efficient, additional theoretical analysis is needed to measure the preciseness of such sharing.

Improvement on sparsely coded residual. We employ sparse matrices to store the approximation errors of first- and second-order moments and weight updates. However, all these sparse matrices share the same indexing matrices. Although experiments indicate that the current design is effective, the shared indexing matrices estimated from the first-order moment can be further improved.

REFERENCES

- Aleksandr Aravkin, Stephen Becker, Volkan Cevher, and Peder Olsen. A variational approach to stable principal component pursuit. *arXiv preprint arXiv:1406.1089*, 2014.
- Tom B Brown. Language models are few-shot learners. *arXiv preprint arXiv:2005.14165*, 2020.
- Yuji Chai, John Gkountouras, Glenn G Ko, David Brooks, and Gu-Yeon Wei. Int2. 1: Towards fine-tunable quantized large language models with error correction through low-rank adaptation. *arXiv preprint arXiv:2306.08162*, 2023.
- Karl Cobbe, Vineet Kosaraju, Mohammad Bavarian, Mark Chen, Heewoo Jun, Lukasz Kaiser, Matthias Plappert, Jerry Tworek, Jacob Hilton, Reiichiro Nakano, et al. Training verifiers to solve math word problems. *arXiv preprint arXiv:2110.14168*, 2021.
- Jean-Baptiste Cordonnier, Andreas Loukas, and Martin Jaggi. Multi-head attention: Collaborate instead of concatenate. *arXiv preprint arXiv:2006.16362*, 2020.
- Tim Dettmers, Artidoro Pagnoni, Ari Holtzman, and Luke Zettlemoyer. QLoRA: Efficient finetuning of quantized LLMs. In *Thirty-seventh Conference on Neural Information Processing Systems*, 2023. URL <https://openreview.net/forum?id=OUIFPHEgJU>.
- Ning Ding, Yujia Qin, Guang Yang, Fuchao Wei, Zonghan Yang, Yusheng Su, Shengding Hu, Yulin Chen, Chi-Min Chan, Weize Chen, et al. Parameter-efficient fine-tuning of large-scale pre-trained language models. *Nature Machine Intelligence*, 5(3):220–235, 2023.
- Nathan Halko, Per-Gunnar Martinsson, and Joel A Tropp. Finding structure with randomness: Probabilistic algorithms for constructing approximate matrix decompositions. *SIAM review*, 53(2):217–288, 2011.
- Karen Hambardzumyan, Hrant Khachatrian, and Jonathan May. Warp: Word-level adversarial re-programming. *arXiv preprint arXiv:2101.00121*, 2021.
- Yongchang Hao, Yanshuai Cao, and Lili Mou. Flora: Low-rank adapters are secretly gradient compressors. In *Forty-first International Conference on Machine Learning*, 2024. URL <https://arxiv.org/abs/2402.03293>.
- Michael Hintermüller and Tao Wu. Robust principal component pursuit via inexact alternating minimization on matrix manifolds. *Journal of Mathematical Imaging and Vision*, 51(3):361–377, 2015.
- Neil Houlsby, Andrei Giurgiu, Stanislaw Jastrzebski, Bruna Morrone, Quentin De Laroussilhe, Andrea Gesmundo, Mona Attariyan, and Sylvain Gelly. Parameter-efficient transfer learning for nlp. In *International conference on machine learning*, pp. 2790–2799. PMLR, 2019.
- Edward J Hu, yelong shen, Phillip Wallis, Zeyuan Allen-Zhu, Yanzhi Li, Shean Wang, Lu Wang, and Weizhu Chen. LoRA: Low-rank adaptation of large language models. In *International Conference on Learning Representations*, 2022. URL <https://openreview.net/forum?id=nZeVKeeFYf9>.
- Rabeeh Karimi Mahabadi, James Henderson, and Sebastian Ruder. Compacter: Efficient low-rank hypercomplex adapter layers. *Advances in Neural Information Processing Systems*, 34:1022–1035, 2021a.
- Rabeeh Karimi Mahabadi, Sebastian Ruder, Mostafa Dehghani, and James Henderson. Parameter-efficient multi-task fine-tuning for transformers via shared hypernetworks. In *Annual Meeting of the Association for Computational Linguistics*, 2021b.
- Rik Koncel-Kedziorski, Subhro Roy, Aida Amini, Nate Kushman, and Hannaneh Hajishirzi. Mawps: A math word problem repository. In *Proceedings of the 2016 conference of the north american chapter of the association for computational linguistics: human language technologies*, pp. 1152–1157, 2016.

- Dawid Jan Kopiczko, Tijmen Blankevoort, and Yuki M Asano. VeRA: Vector-based random matrix adaptation. In *The Twelfth International Conference on Learning Representations*, 2024. URL <https://openreview.net/forum?id=NjNfLdxr3A>.
- Se Jung Kwon, Jeonghoon Kim, Jeongin Bae, Kang Min Yoo, Jin-Hwa Kim, Baeseong Park, Byeongwook Kim, Jung-Woo Ha, Nako Sung, and Dongsoo Lee. AlphaTuning: Quantization-aware parameter-efficient adaptation of large-scale pre-trained language models. In Yoav Goldberg, Zornitsa Kozareva, and Yue Zhang (eds.), *Findings of the Association for Computational Linguistics: EMNLP 2022*, pp. 3288–3305, Abu Dhabi, United Arab Emirates, December 2022. Association for Computational Linguistics. doi: 10.18653/v1/2022.findings-emnlp.240. URL <https://aclanthology.org/2022.findings-emnlp.240>.
- Brian Lester, Rami Al-Rfou, and Noah Constant. The power of scale for parameter-efficient prompt tuning. *arXiv preprint arXiv:2104.08691*, 2021.
- Xiang Lisa Li and Percy Liang. Prefix-tuning: Optimizing continuous prompts for generation. *arXiv preprint arXiv:2101.00190*, 2021.
- Yunxiang Li, Zihan Li, Kai Zhang, Ruilong Dan, Steve Jiang, and You Zhang. Chatdoctor: A medical chat model fine-tuned on a large language model meta-ai (llama) using medical domain knowledge. *Cureus*, 15(6), 2023.
- Vladislav Lialin, Vijeta Deshpande, and Anna Rumshisky. Scaling down to scale up: A guide to parameter-efficient fine-tuning. *arXiv preprint arXiv:2303.15647*, 2023.
- Zhaojiang Lin, Andrea Madotto, and Pascale Fung. Exploring versatile generative language model via parameter-efficient transfer learning. In Trevor Cohn, Yulan He, and Yang Liu (eds.), *Findings of the Association for Computational Linguistics: EMNLP 2020*, pp. 441–459, Online, November 2020. Association for Computational Linguistics. doi: 10.18653/v1/2020.findings-emnlp.41. URL <https://aclanthology.org/2020.findings-emnlp.41>.
- Zhouchen Lin, Minming Chen, and Yi Ma. The augmented lagrange multiplier method for exact recovery of corrupted low-rank matrices. *arXiv preprint arXiv:1009.5055*, 2010.
- Guangcan Liu, Zhouchen Lin, Shuicheng Yan, Ju Sun, Yong Yu, and Yi Ma. Robust recovery of subspace structures by low-rank representation. *IEEE Trans. Pattern Anal. Mach. Intell.*, 35(1): 171–184, jan 2013. ISSN 0162-8828. doi: 10.1109/TPAMI.2012.88. URL <https://doi.org/10.1109/TPAMI.2012.88>.
- Shih-Yang Liu, Chien-Yi Wang, Hongxu Yin, Pavlo Molchanov, Yu-Chiang Frank Wang, Kwang-Ting Cheng, and Min-Hung Chen. Dora: Weight-decomposed low-rank adaptation. *arXiv preprint arXiv:2402.09353*, 2024.
- Xiao Liu, Yanan Zheng, Zhengxiao Du, Ming Ding, Yujie Qian, Zhilin Yang, and Jie Tang. Gpt understands, too. *AI Open*, 2023.
- Fanxu Meng, Zhaohui Wang, and Muhan Zhang. Pissa: Principal singular values and singular vectors adaptation of large language models. *arXiv preprint arXiv:2404.02948*, 2024.
- Mahdi Nikdan, Soroush Tabesh, and Dan Alistarh. Rosa: Accurate parameter-efficient fine-tuning via robust adaptation. *arXiv preprint arXiv:2401.04679*, 2024.
- Jekaterina Novikova, Ondřej Dušek, and Verena Rieser. The E2E dataset: New challenges for end-to-end generation. In Kristiina Jokinen, Manfred Stede, David DeVault, and Annie Louis (eds.), *Proceedings of the 18th Annual SIGdial Meeting on Discourse and Dialogue*, pp. 201–206, Saarbrücken, Germany, August 2017. Association for Computational Linguistics. doi: 10.18653/v1/W17-5525. URL <https://aclanthology.org/W17-5525>.
- Long Ouyang, Jeffrey Wu, Xu Jiang, Diogo Almeida, Carroll Wainwright, Pamela Mishkin, Chong Zhang, Sandhini Agarwal, Katarina Slama, Alex Ray, et al. Training language models to follow instructions with human feedback. *Advances in neural information processing systems*, 35: 27730–27744, 2022.

- Sylvestre-Alvise Rebuffi, Hakan Bilen, and Andrea Vedaldi. Learning multiple visual domains with residual adapters. *Advances in neural information processing systems*, 30, 2017.
- Baptiste Roziere, Jonas Gehring, Fabian Gloeckle, Sten Sootla, Itai Gat, Xiaoqing Ellen Tan, Yossi Adi, Jingyu Liu, Tal Remez, Jérémy Rapin, et al. Code llama: Open foundation models for code. *arXiv preprint arXiv:2308.12950*, 2023.
- Hugo Touvron, Louis Martin, Kevin Stone, Peter Albert, Amjad Almahairi, Yasmine Babaei, Nikolay Bashlykov, Soumya Batra, Prajjwal Bhargava, Shruti Bhosale, et al. Llama 2: Open foundation and fine-tuned chat models. *arXiv preprint arXiv:2307.09288*, 2023.
- Ashish Vaswani, Noam Shazeer, Niki Parmar, Jakob Uszkoreit, Llion Jones, Aidan N. Gomez, Łukasz Kaiser, and Illia Polosukhin. Attention is all you need. In *Proceedings of the 31st International Conference on Neural Information Processing Systems, NIPS'17*, pp. 6000–6010, Red Hook, NY, USA, 2017. Curran Associates Inc. ISBN 9781510860964.
- Yuhui Xu, Lingxi Xie, Xiaotao Gu, Xin Chen, Heng Chang, Hengheng Zhang, Zhengsu Chen, Xiaopeng Zhang, and Qi Tian. Qa-lora: Quantization-aware low-rank adaptation of large language models. *arXiv preprint arXiv:2309.14717*, 2023.
- Xinyang Yi, Dohyung Park, Yudong Chen, and Constantine Caramanis. Fast algorithms for robust pca via gradient descent. *Advances in neural information processing systems*, 29, 2016.
- Elad Ben Zaken, Shauli Ravfogel, and Yoav Goldberg. Bitfit: Simple parameter-efficient fine-tuning for transformer-based masked language-models. *arXiv preprint arXiv:2106.10199*, 2021.
- Qingru Zhang, Minshuo Chen, Alexander Bukharin, Pengcheng He, Yu Cheng, Weizhu Chen, and Tuo Zhao. Adaptive budget allocation for parameter-efficient fine-tuning. In *The Eleventh International Conference on Learning Representations*, 2023. URL <https://openreview.net/forum?id=lq62uWRJjiY>.
- Teng Zhang and Yi Yang. Robust pca by manifold optimization. *Journal of Machine Learning Research*, 19(80):1–39, 2018.
- Yushun Zhang, Congliang Chen, Ziniu Li, Tian Ding, Chenwei Wu, Yinyu Ye, Zhi-Quan Luo, and Ruoyu Sun. Adam-mini: Use fewer learning rates to gain more. *arXiv preprint arXiv:2406.16793*, 2024.
- Jiawei Zhao, Zhenyu Zhang, Beidi Chen, Zhangyang Wang, Anima Anandkumar, and Yuandong Tian. Galore: Memory-efficient LLM training by gradient low-rank projection. In *5th Workshop on practical ML for limited/low resource settings*, 2024. URL <https://openreview.net/forum?id=AzqPyO22zt>.
- Yaowei Zheng, Richong Zhang, Junhao Zhang, Yanhan Ye, and Zheyang Luo. Llamafactory: Unified efficient fine-tuning of 100+ language models. *arXiv preprint arXiv:2403.13372*, 2024.
- Tianyi Zhou and Dacheng Tao. Godec: Randomized low-rank & sparse matrix decomposition in noisy case. In *Proceedings of the 28th International Conference on Machine Learning, ICML 2011*, 2011.

A PROOF OF SPARSELY CODED RESIDUAL

The origin of errors and the calculation of sparsely coded residual are analyzed, using AdamW as an example.

First-order moment (denoted as M_t , with $M_t \in \mathbb{R}^{m \times n}$) can be regarded as the sum of first-order moment projected back onto the original space and the error (denoted as ΔM_t , with $\Delta M_t \in \mathbb{R}^{m \times n}$). Similarly, the gradient (denoted as G_t , with $G_t \in \mathbb{R}^{m \times n}$) can be viewed as the sum of the gradient projected back onto the original space and the error (denoted as ΔG_t , with $\Delta G_t \in \mathbb{R}^{m \times n}$):

$$M_t = P_t P_t^\top M_t + \Delta M_t, \quad (14)$$

$$G_t = P_t P_t^\top G_t + \Delta G_t, \quad (15)$$

where P_t represents the projection matrix at step t . Therefore, the first-order moment updates are shown in Equation 16.

$$\begin{aligned} M_t &= \beta_1 M_{t-1} + (1 - \beta_1) G_t \\ &= \beta_1 P_{t-1} P_{t-1}^\top M_{t-1} + (1 - \beta_1) P_t P_t^\top G_t + \beta_1 \Delta M_{t-1} + (1 - \beta_1) \Delta G_t, \end{aligned} \quad (16)$$

The low-rank first-order moments (denoted as $M'_t = P_t^\top M_t$, with $M'_t \in \mathbb{R}^{r \times n}$) used in GaLoRe are realized by:

$$M'_t = \beta_1 M'_{t-1} + (1 - \beta_1) P_t^\top G_t. \quad (17)$$

The low-rank approximation error of the first-order moment is

$$\begin{aligned} \Delta M_t &= M_t - P_t M'_t \\ &= \beta_1 (P_{t-1} - P_t) P_{t-1}^\top M_{t-1} + \beta_1 \Delta M_{t-1} + (1 - \beta_1) \Delta G_t. \end{aligned} \quad (18)$$

The projection matrix P_t is updated every few hundred steps, thus, outside of these updates, P_{t-1} remains equal to P_t . When P_t is updated, the weight updates ΔW_t are so small that $P_{t-1} \approx P_t$, similar to the discussion in Section 4.1.1. Therefore, the low-rank approximation error of the first-order moment is

$$\Delta M_t \approx \beta_1 \Delta M_{t-1} + (1 - \beta_1) \Delta G_t. \quad (19)$$

Similarly, the update process for the second-order moment is as follows:

$$V_t = P_t P_t^\top V_t + \Delta V_t, \quad (20)$$

$$\begin{aligned} V_t &= \beta_2 V_{t-1} + (1 - \beta_2) G_t \odot G_t \\ &= \beta_2 P_{t-1} P_{t-1}^\top V_{t-1} + (1 - \beta_2) (P_t P_t^\top G_t) \odot (P_t P_t^\top G_t) + \beta_2 \Delta V_{t-1} \\ &\quad + (1 - \beta_2) [\Delta G_t \odot \Delta G_t + 2(P_t P_t^\top G_t) \odot \Delta G_t], \end{aligned} \quad (21)$$

$$V'_t = \beta_2 V'_{t-1} + (1 - \beta_2) (P_t^\top G_t) \odot (P_t^\top G_t), \quad (22)$$

$$\begin{aligned} \Delta V_t &= V_t - P_t V'_t \\ &\approx \beta_2 \Delta V_{t-1} + 2(1 - \beta_2) (P_t P_t^\top G_t) \odot \Delta G_t \\ &\quad + (1 - \beta_2) [\Delta G_t \odot \Delta G_t + (P_t P_t^\top G_t) \odot (P_t P_t^\top G_t) - P_t (P_t^\top G_t) \odot (P_t^\top G_t)] \\ &\approx \beta_2 \Delta V_{t-1} + 2(1 - \beta_2) (P_t P_t^\top G_t) \odot \Delta G_t \\ &\quad + (1 - \beta_2) [(P_t P_t^\top G_t) \odot (P_t P_t^\top G_t) - P_t (P_t^\top G_t) \odot (P_t^\top G_t)]. \end{aligned} \quad (23)$$

ΔV_t can be approximated as 0. The expression $(P_t P_t^\top G_t) \odot (P_t P_t^\top G_t) - P_t (P_t^\top G_t) \odot (P_t^\top G_t)$ is only a part of ΔV_t , and its value is quite small. Moreover, considering the significant computational burden associated with this part, we neglect its calculation:

$$\Delta V_t \approx \beta_2 \Delta V_{t-1} + 2(1 - \beta_2) (P_t P_t^\top G_t) \odot \Delta G_t.$$

Thus, the parameter update can be expressed as follows:

$$\begin{aligned}
\Delta \mathbf{W}_t &= \frac{\mathbf{M}_t / (1 - \beta_1^t)}{\sqrt{\mathbf{V}_t / (1 - \beta_2^t) + \epsilon}} \\
&= \frac{\Delta \hat{\mathbf{M}}_t + \hat{\mathbf{M}}_t}{\sqrt{\Delta \hat{\mathbf{V}}_t + \hat{\mathbf{V}}_t + \epsilon}} \\
&= \frac{\hat{\mathbf{M}}_t}{\sqrt{\hat{\mathbf{V}}_t + \epsilon}} + \frac{\hat{\mathbf{M}}_t \left(\sqrt{\hat{\mathbf{V}}_t} - \sqrt{\Delta \hat{\mathbf{V}}_t + \hat{\mathbf{V}}_t} \right) + \Delta \hat{\mathbf{M}}_t \left(\sqrt{\hat{\mathbf{V}}_t} + \epsilon \right)}{\left(\sqrt{\Delta \hat{\mathbf{V}}_t + \hat{\mathbf{V}}_t + \epsilon} \right) \left(\sqrt{\hat{\mathbf{V}}_t} + \epsilon \right)}, \tag{24}
\end{aligned}$$

where

$$\begin{aligned}
\Delta \hat{\mathbf{M}}_t &= \Delta \mathbf{M}_t / (1 - \beta_1^t), \quad \hat{\mathbf{M}}_t = \mathbf{P}_t \mathbf{M}_t' / (1 - \beta_1^t), \\
\Delta \hat{\mathbf{V}}_t &= \Delta \mathbf{V}_t / (1 - \beta_2^t), \quad \hat{\mathbf{V}}_t = \mathbf{P}_t \mathbf{V}_t' / (1 - \beta_2^t),
\end{aligned}$$

$\Delta \hat{\mathbf{V}}_t$ can be approximated as 0, so the Equation 24 can be approximated as:

$$\Delta \mathbf{W}_t \approx \frac{\hat{\mathbf{M}}_t}{\sqrt{\hat{\mathbf{V}}_t + \epsilon}} + \frac{\Delta \hat{\mathbf{M}}_t}{\sqrt{\Delta \hat{\mathbf{V}}_t + \hat{\mathbf{V}}_t + \epsilon}} = \frac{\hat{\mathbf{M}}_t}{\sqrt{\hat{\mathbf{V}}_t + \epsilon}} + \delta_t, \tag{25}$$

where δ_t is the residual neglected by GaLore:

$$\delta_t = \frac{\Delta \hat{\mathbf{M}}_t}{\sqrt{\Delta \hat{\mathbf{V}}_t + \hat{\mathbf{V}}_t + \epsilon}}. \tag{26}$$

B DETAILS OF EXPERIMENT

We fine-tuned the LLaMA2-7B model to validate the effectiveness of GaLore+. All experiments were conducted on an NVIDIA RTX 4090 GPU using the Llama-Factory framework. Detailed hyperparameter settings are provided in Table 5.

Table 5: Hyperparameters on three benchmarks for the LLaMA2-7B model.

Dataset	E2E			GSM8k			MAWPS		
Rank	32	128	256	32	128	256	32	128	256
Batch Size	1			1			1		
Epochs	1			1			3		
LearningRate	1E-06			1E-06			1E-06		
LR Scheduling	cosine			cosine			cosine		
α	32	128	64	32	64	32	16	32	32
Optimizer	AdamW8bit			AdamW8bit			AdamW8bit		
Residual Ratio	1.2%			1.2%			1.2%		

We fine-tuned the LLaMA2-13B model to validate the effectiveness of GaLore+. All experiments were conducted on an NVIDIA A800 GPU using the Llama-Factory framework. Detailed hyperparameter settings are provided in Table 6.

C RESULTS OF CNN/DM AND XSUM DATASETS

We have conducted additional experiments with low-rank settings ($r = 32$) to investigate the effectiveness of GaLore+ under low-rank conditions. We have included two additional natural language generation (NLG) datasets (i.e., CNN/DM and XSum), two foundation models (i.e., LLaMA2-7B and LLaMA2-13B), and state-of-the-art PEFT methods as the baseline.

As shown in Table 7, GaLore+ consistently achieves comparable or superior results across various scenarios. Experimental results show that the proposed method is specifically effective in low-data fine-tuning scenarios, which outperforms LoRA and other fine-tuning methods significantly.

Table 6: Hyperparameters on three benchmarks for the LLaMA2-13B model.

Dataset	E2E			GSM8k			MAWPS		
Rank	32	128	256	32	128	256	32	128	256
Batch Size	1			1			1		
Epochs	1			1			3		
Learning Rate	1E-06			1E-06			1E-06		
LR Schedule	cosine			cosine			cosine		
α	32	64	64	32			32	64	64
Optimizer	AdamW8bit			AdamW8bit			AdamW8bit		
Residual Ratio	1.2%			1.2%			1.2%		

Table 7: Comparison of fine-tuning LLaMA2-7B and LLaMA2-13B with different PEFT methods at rank 32 on the CNN/DM and XSum datasets. The metrics for fine-tuning time is 'hours'. R-1, R-2, and R-L are abbreviations for ROUGE-1, ROUGE-2, and ROUGE-L, respectively.

Models	Methods	CNN/DM				XSum			
		Time↓	R-1↑	R-2↑	R-L↑	Time↓	R-1↑	R-2↑	R-L↑
LLaMA2-7B	LoRA	0.37	31.68	11.45	21.85	0.25	37.25	13.46	29.50
	DoRA	0.68	31.98	11.57	22.01	0.50	37.52	13.53	29.91
	GaLore	1.18	33.64	12.98	24.27	1.04	40.24	16.07	32.92
	GaLore+	0.70	33.76	13.02	23.40	0.36	40.36	16.25	33.00
LLaMA2-13B	LoRA	0.51	32.77	12.14	22.98	0.35	39.15	15.11	31.53
	DoRA	0.94	32.69	12.00	23.10	0.71	39.38	15.40	31.72
	GaLore	2.23	33.65	13.06	24.33	2.03	42.54	18.08	35.15
	GaLore+	0.65	34.05	13.25	24.44	0.49	42.70	18.06	35.26

D RESULTS OF ABLATION STUDY

To validate the effectiveness of the sparsely coded residual, we also fine-tuned LLaMA3-8B with residuals incorporated at varying proportions. The experimental results are presented as shown in Figure 4

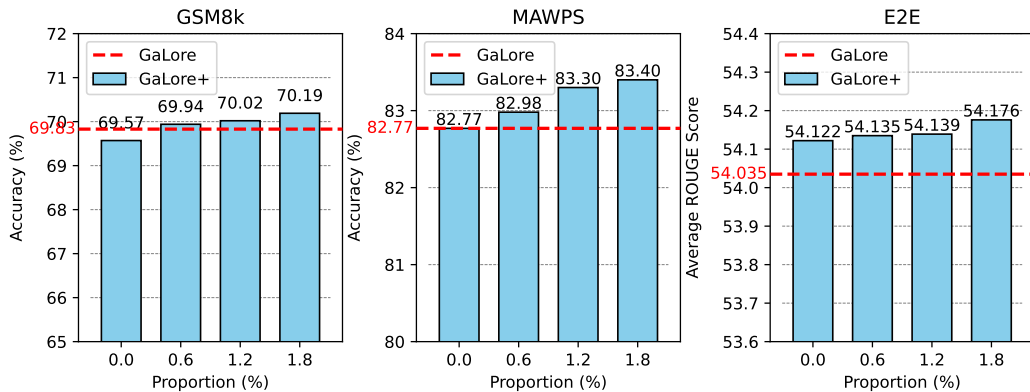


Figure 4: Ablation study on the sparsely coded residual, when fine-tuning LLaMA3-8B. The results are obtained by adjusting the proportion of non-zero elements in the sparse indexing matrix.

The experimental results in Figure 3 and Figure 4 were obtained using 4 random seeds, with the standard deviations reported in Table 8.

Table 8: Ablation study on the sparsely coded residual across different datasets, with proportions 0.0, 0.6, 1.2, and 1.8%.

Datasets	Models	0.0	0.6	1.2	1.8
GSM8k	LLaMA2-7B	33.64 (± 0.97)	33.70 (± 1.00)	33.80 (± 0.69)	34.37 (± 0.83)
	LLaMA3-8B	69.57 (± 0.76)	69.94 (± 0.83)	70.02 (± 0.59)	70.19 (± 0.54)
MAWPS	LLaMA2-7B	65.02 (± 2.80)	65.13 (± 0.51)	66.10 (± 1.77)	66.18 (± 1.34)
	LLaMA3-8B	82.77 (± 0.59)	82.98 (± 0.63)	83.30 (± 1.00)	83.40 (± 1.91)
E2E	LLaMA2-7B	53.966 (± 0.113)	54.033 (± 0.168)	54.035 (± 0.042)	54.038 (± 0.113)
	LLaMA3-8B	54.122 (± 0.098)	54.135 (± 0.077)	54.139 (± 0.086)	54.176 (± 0.080)