

ETTA: Elucidating the Design Space of Text-to-Audio Models

Sang-gil Lee*, Zhifeng Kong*, Arushi Goel, Sungwon Kim, Rafael Valle, Bryan Catanzaro
NVIDIA
{sanggill, zkong, rafaelvalle}@nvidia.com

ABSTRACT

Recent years have seen significant progress in Text-To-Audio (TTA) synthesis, enabling users to enrich their creative workflows with synthetic audio generated from natural language prompts. Despite this progress, the effects of data, model architecture, training objective functions, and sampling strategies on target benchmarks are not well understood. With the purpose of providing a holistic understanding of the design space of TTA models, we set up a large-scale empirical experiment focused on diffusion and flow matching models. Our contributions include: 1) AF-Synthetic, a large dataset of high quality synthetic captions obtained from an audio understanding model; 2) a systematic comparison of different architectural, training, and inference design choices for TTA models; 3) an analysis of sampling methods and their Pareto curves with respect to generation quality and inference speed. We leverage the knowledge obtained from this extensive analysis to propose our best model dubbed Elucidated Text-To-Audio (ETTA). When evaluated on AudioCaps and MusicCaps, ETTA provides improvements over the baselines trained on publicly available data, while being competitive with models trained on proprietary data. Finally, we show ETTA’s improved ability to generate creative audio following complex and imaginative captions – a task that is more challenging than current benchmarks¹.

1 INTRODUCTION

The design space of text-to-audio (TTA) models is complex, including a myriad of correlated factors. While our research community has attempted to understand this design space and the contribution of each factor, drawing conclusions between experiments is challenging. Our goal in this work is not to explore novel model designs or methodologies. Instead, we aim to provide a holistic understanding of existing paradigms for building TTA models, to identify important aspects that allow for improving results, and to assess scalability with respect to data and model size.

In this paper, we aim to elucidate the design space of TTA model with respect to training data, model architecture, implementation, capacity, objective functions during training, and sampling methods during inference. In a controlled scenario and with a vast sweep over factors, we offer insights on the contribution of each factor. In addition to elucidating the design space of TTA models, our best configuration produces a model – namely Elucidated Text-to-Audio (ETTA) – that significantly improves over open-sourced baselines on both AudioCaps (Kim et al., 2019) and MusicCaps (Agostinelli et al., 2023) benchmarks with a single model.

Recent research has shown that scaling dataset size, combined with a careful data filtering strategy, can yield sizeable improvements on benchmarks in other domains (Radford et al., 2019; Betker et al., 2023). Comparatively, the datasets used in TTA are generally much smaller, and their captions of varying quality, thus posing a challenge to scaling datasets (Liu et al., 2023b; Huang et al., 2023c). In order to circumvent these challenges, we introduce a large-scale and high-quality dataset of synthetic captions, and show that it is possible to leverage synthetic captions to obtain significant improvements.

While Transformers (Vaswani, 2017) have become the *de facto* architecture choice in many domains, sometimes their efficiency and stability, specially in larger models, are severely impaired by imple-

*Equal contribution.

¹Demo: <https://research.nvidia.com/labs/adlr/ETTA/>

mentation details related to numerical precision and weight initialization.² We improve on several implementation details of the Diffusion Transformer (DiT) (Peebles & Xie, 2023) in the area of TTA generation, and provide insights on which details are important for improving benchmark scores.

In tandem, current trends have shown the benefits of scaling model size (OpenAI, 2024; Chung et al., 2024; Radford et al., 2019), including better performance on benchmarks and the appearance of emergent capabilities. While increasing capacity overall can yield improvements, it is important to strategically allocate capacity in a way that is Pareto optimal, maximizing scores and alleviating inference costs. In addition to increasing the decoder’s capacity, the community has compared CLAP (Wu et al., 2023) and T5-based (Raffel et al., 2020; Chung et al., 2024) text encoders (Liu et al., 2023b; Ghosal et al., 2023; Liu et al., 2024), but the results seem mixed and strongly dependent on the data and decoder capacity at hand. We show in our experiments that, although improvements can be obtained by scaling model size, some strategies for increasing capacity yield better returns than others.

Finally, the diffusion model literature (Ho et al., 2020; Song et al., 2021) includes a wide range of training and sampling methods on the shelf (Kingma et al., 2021; Salimans & Ho, 2022; Lipman et al., 2022; Ho & Salimans, 2022; Karras et al., 2022; Tong et al., 2023; Karras et al., 2024). Through comprehensive experiments across various training objectives and sampling methods, we determine the most effective training method for our setting. In addition, we provide deeper insights into how to optimally select the sampling method for the best results by drawing Pareto curves across various evaluation metrics.

We summarize our contributions below:

- We introduce a large-scale and high-quality synthetic caption dataset called AF-Synthetic, and show that it can significantly improve text-to-audio generation quality on benchmarks.
- We ablate on major design choices in the text-to-audio space, and elucidate the importance of each component with respect to improving scores on benchmarks with an emphasis on data, architectural design, training objectives, and sampling methods.
- We introduce an improved implementation of diffusion transformer (DiT) for text-to-audio.
- We present ETTA, the *state-of-the-art* text-to-audio model trained on publicly available datasets. ETTA is also comparable with models trained on much larger proprietary data.
- We showcase ETTA’s improved ability to generate creative audio following complex and imaginative captions.

2 RELATED WORKS

Diffusion and Flow Matching Based Models Diffusion models (Ho et al., 2020; Song et al., 2021; Kong et al., 2021; Kingma et al., 2021; Dhariwal & Nichol, 2021) are a type of deep generative models that learn the data distribution with optional conditions (e.g. text-to-X generation). They learn a reverse stochastic process that gradually transforms the Gaussian noise into clean data. The training objective of diffusion models is to predict the score function, i.e. the gradient of the log-likelihood with respect to data, via a neural network. Alternatively, some flow matching models predict the vector field related to the optimal transport between distributions (Lipman et al., 2022; Tong et al., 2023). These models can also be trained in the latent space (Rombach et al., 2022; Liu et al., 2023b) for better efficiency, scalability, and quality. Appendix B includes the mathematical details.

Text-to-Audio Models There are two main streams of text-to-audio (TTA) models (including both audio and music generation) in the research community. One line of work uses diffusion and flow matching-based models. These works proposed numerous architectural and training designs for audio generation (Liu et al., 2023b; Ghosal et al., 2023; Huang et al., 2023c;a; Liu et al., 2024; Kong et al., 2024b; Xue et al., 2024; Haji-Ali et al., 2024; Hai et al., 2024; Vyas et al., 2023) and music generation (Melechovsky et al., 2023; Huang et al., 2023b; Evans et al., 2024a;b; Lam et al., 2024; Schneider et al., 2024; Lan et al., 2024; Li et al., 2024b;a; Fei et al., 2024). However, there is no systematic study on their design choices, and a main challenge is that the design space has too many variables to investigate. Our work falls in this category and aims at conducting the first systematic

²E.g., see <https://unsloth.ai/blog/gemma-bugs> for the importance of implementation details.

study on the design space of diffusion and flow matching based TTA models, and we choose to use the latest Stable Audio Open (Evans et al., 2024b) as our base model to investigate. Another line of research focuses on the language model approach and uses next token prediction to train a language model on discrete token representation of audio (Kreuk et al., 2022; Borsos et al., 2023; Agostinelli et al., 2023; Copet et al., 2024). These works are orthogonal to our study.

Audio-Caption Datasets AudioSet (Gemmeke et al., 2017) pioneered large-scale audio-text dataset with labels for about 2M audio segments. AudioCaps (Kim et al., 2019) and MusicCaps (Agostinelli et al., 2023) are subsets of AudioSet with high-quality human-annotated captions. They are among the most common benchmarks for text-to-audio and text-to-music generation. With the rapid progress in large language models (LLMs) in recent years, LLM-enhanced audio-caption datasets such as WavCaps (Mei et al., 2024) and Laion-630K (Wu et al., 2023) were proposed, enabling large-scale audio-language models including TTA and other tasks. However, the captions can be noisy as the caption generation process does not depend on the audio signals. In the domain of TTA, recent works have used different collections of audio-caption pairs (mostly by combining existing datasets) in order to train powerful TTA models. Examples include TangoPromptBank (Ghosal et al., 2023), AudioLDM (Liu et al., 2024), and Make-an-Audio (Huang et al., 2023c). However, these works mostly constitute combination and/or augmentation of existing data.

Synthetic Data for Improved TTA Very recently, several concurrent works have studied using audio captioning models to generate synthetic captions of unlabeled audio. This leads to more accurate audio-caption pairs that could be used to train better TTA models. In detail, Sound-VECaps (Yuan et al., 2024) uses CogVLM (Wang et al., 2023) to generate visual descriptions and EnClap (Kim et al., 2024) to generate sound descriptions, and then use ChatGPT to condense into captions. This approach does not apply to audio data without video, and the captions may contain excessive visual information that does not exist in audio. GenAU (Haji-Ali et al., 2024) is trained on captions generated with AutoCap (Haji-Ali et al., 2024). However, this dataset is not open-sourced, and so we could not evaluate its quality. Tango-AF is trained on AF-AudioSet (Kong et al., 2024b) generated with Audio Flamingo (Kong et al., 2024a). It has very high quality, but is very small in scale. All these studies demonstrate synthetic captions could lead to significant improvement of TTA generation quality. Inspired by these pioneering studies, we propose a larger synthetic dataset of captions leveraging an audio language model followed by filtering that ensures high quality captions.

3 METHODOLOGY

In Section 3.1, we introduce our method for building a large-scale, high-quality synthetic dataset used to train our TTA models. In Section 3.2, we describe our ETTA model, including architectural design, training objectives, and training methods of the variational autoencoder (VAE) and latent diffusion model (LDM). In Section 3.3, we describe the sampling algorithms that we will study in our experiments.

3.1 AF-SYNTHETIC

Inspired by the recent success of synthetic captions in the text-to-image domain (Betker et al., 2023; Nguyen et al., 2024), we aim to build a large-scale and high-quality synthetic captions dataset for better text-to-audio models. While there are several in-the-wild datasets with paired text and audio data, they have certain limitations that we aim to overcome. Captions in WavCaps (Mei et al., 2024) and Laion-630K (Wu et al., 2023) are noisy because they are produced from text metadata only, not considering the actual audio. Sound-VECaps does not apply to audio data without video, and the captions may contain excessive visual information that does not exist in audio. AutoCap (Haji-Ali et al., 2024) and AF-AudioSet (Kong et al., 2024b) are closest to our approach; however, AutoCap is not open-sourced, and AF-AudioSet is small in scale.

We follow and improve the caption synthesis pipeline from AF-AudioSet. We use Audio Flamingo (Kong et al., 2024a) to generate ten captions for each audio sample and store the caption c with the highest CLAP similarity $\cos(\text{CLAP}_{\text{audio}}(a), \text{CLAP}_{\text{text}}(c))$ to the audio a (Wu et al., 2023). We discard the caption if the similarity is below 0.45, the optimal threshold according to AF-AudioSet (Kong et al., 2024b). In addition, there are challenges when applying this pipeline to larger-scale synthesis (beyond AudioSet), such as extremely long, homogeneous, or low-quality audio. To address

Table 1: Overview of our proposed AF-Synthetic dataset compared to existing synthetic captions datasets. AF-Synthetic improves the caption generation pipeline in AF-AudioSet, and applies it to a variety of datasets, leading to a large-scale and high-quality synthetic dataset of captions. It is the first million-size synthetic captions dataset with strong audio-caption correlations (1.35M captions with CLAP similarity ≥ 0.45). † After CLAP-similarity filtering. ‡ Dataset not open-sourced.

Dataset	Generation Model	Filtering Method	# Hours	# Captions
TangoPromptBank	Collected	None	3.5K	1.21M
Sound-VECaps _A	CogVLM + EnClap	Removing visual-only data	14.3K	1.66M
Sound-VECaps _A -0.45 [†]	CogVLM + EnClap	CLAP ≥ 0.45	448	161K
AutoCap [‡]	AutoCap	Removing music or speech	8.7K	761K
AF-AudioSet	Audio Flamingo	CLAP ≥ 0.45	255	161K
AF-Synthetic (ours)	Audio Flamingo	CLAP ≥ 0.45 and others	3.6K	1.35M

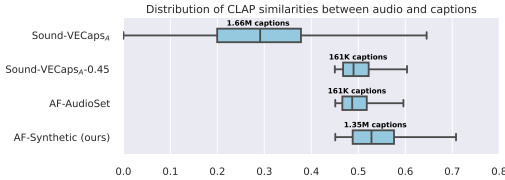


Figure 1: Distributions of CLAP similarities $\cos(\text{CLAP}_{\text{audio}}(a), \text{CLAP}_{\text{text}}(c))$ between audio a and caption c in existing datasets and our AF-Synthetic. Empirically, we consider a CLAP score of 0.4 as meaningful correlation, 0.45 stronger, and below 0.3 as weak. AF-Synthetic has $>1\text{M}$ strongly correlated audio-caption pairs.

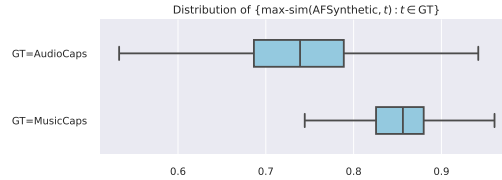


Figure 2: Distributions of max-similarity between AF-Synthetic and real datasets. The max-similarity is measured with $\text{max-sim}(X, c) = \max_{x \in X} \cos(\text{CLAP}_{\text{text}}(x), \text{CLAP}_{\text{text}}(c))$. Results indicate AF-Synthetic captions are quite different from AudioCaps and MusicCaps because most max-sim scores are below 0.9.

these challenges, we caption each non-overlapping ten-second segment to obtain as many captions as possible. We then use keywords, e.g. “noisy”, “low quality”, or “unknown sounds”, to detect low-quality audio. Finally, we also sub-sample long audio segments except for music and speech. With this strategy, we are able to generate 1.35M high-quality captions using audio from AudioCaps (Kim et al., 2019), AudioSet (Gemmeke et al., 2017), VGGSound (Chen et al., 2020), WavCaps (Mei et al., 2024), and Laion-630K (Wu et al., 2023).³ We name our synthetic dataset **AF-Synthetic**.

Table 1 summarizes the comparison between AF-Synthetic and existing synthetic datasets. Our dataset is both large-scale (over 1M captions) and high-quality (CLAP ≥ 0.45). We further apply our CLAP-similarity filtering to Sound-VECaps_A (denoted as Sound-VECaps_A-0.45) and find that over 90% of the captions are rejected. Figure 1 displays the distributions of CLAP similarities. Our AF-Synthetic is over $8\times$ larger than Sound-VECaps_A-0.45 and AF-AudioSet, and has systematically higher CLAP similarities (about 3.8% absolute improvement on the median) than these two datasets.

We then investigate the distributions of CLAP-similarity scores between our synthetic captions and AudioCaps and MusicCaps, two benchmarks we will use to evaluate our TTA. For each caption c in AudioCaps or MusicCaps, we find its most similar caption x from AF-Synthetic via the max-similarity $\text{max-sim}(X, c) = \max_{x \in X} \cos(\text{CLAP}_{\text{text}}(x), \text{CLAP}_{\text{text}}(c))$. We plot the distributions of max-sim in Table 2. We find AF-Synthetic has captions that are more similar to MusicCaps than AudioCaps, possibly due to caption lengths. We also find most max-sim scores are less than 0.9, indicating AF-Synthetic captions are quite different from these two datasets. We display some examples of most similar caption pairs in Appendix C.2. In summary:

AF-Synthetic is the first million-size synthetic caption dataset with strong audio correlations.

3.2 ETTA

Our TTA model, dubbed *Elucidated Text-To-Audio* (ETTA), is built upon the LDM (Rombach et al., 2022) paradigm and its application to audio generation. First, a variational autoencoder (VAE)

³Our dataset has no overlap with MusicCaps (Agostinelli et al., 2023), which is also derived from AudioSet.

(Kingma & Welling, 2014) is trained to compress waveform into a compact latent space. Once the VAE is trained, we freeze it and train a latent generative model in the VAE latent space. See Appendix B for mathematical details. We conduct our experiments based on the `stable-audio-tools` library,⁴ which provides the most recent practices in building TTA models.

ETTA-VAE For training the VAE, we adopt a 44kHz stereo Audio-VAE with 156M parameters using the same default configuration used in `stable-audio-tools` with a latent frame rate of 21.5Hz. We refer to (Evans et al., 2024b) and Appendix B for details. The Audio-VAE is trained from scratch on our large-scale collection of publicly available datasets (see Table 15). In terms of quality, our Audio-VAE matches or exceeds Stable Audio Open, as shown in Table 32 and Table 33.⁵

ETTA-LDM Next, we train a text-conditional latent generative model for TTA synthesis. The latent model can be either a diffusion model (Ho et al., 2020; Song et al., 2021; Salimans & Ho, 2022) or a flow matching model (Lipman et al., 2022; Tong et al., 2023). We parameterize our model using the Diffusion Transformer (DiT) (Peebles & Xie, 2023) architecture based on Evans et al. (2024b) and Lan et al. (2024), with 24 layers, 24 heads, and a width of 1536 as the default choices. We condition our model on the outputs of the T5-base (Raffel et al., 2020) text encoder, which outputs embeddings for variable-length text. In our experiments, we also explore other common choices and combinations of different text encoders – including T5-based (Raffel et al., 2020; Chung et al., 2024) and CLAP models (Wu et al., 2023) – to study the effect of this component.

ETTA-DiT Finally, we provide several key improvements to the DiT implementation in Evans et al. (2024b), and call our implementation ETTA-DiT. Through experiments, we find that solely replacing their architecture with ETTA-DiT leads to improved training losses and evaluation results. Our improvements include:

- 1) Adaptive layer normalization (AdaLN):⁶ We switch from prepending to AdaLN timestep embedding and apply AdaLN. Contrary to the baseline, we apply AdaLN to all inputs: self-attention, cross-attention, and feed-forward layer. The AdaLN parameters are initialized with $\text{scale} = 1$ and $\text{bias} = 0$ so that AdaLN does not modulate the feature at initialization. When applying AdaLN, we enforce FP32, use `torch.autocast` for numerical precision. Contrary to the baseline, we use a bias term for the linear layer and use unbounded gating (i.e. no sigmoid).
- 2) Final layers: Compared to the baseline, we initialize the final projection layer of DiT to output zeros. This matches the mean of the VAE latent distribution, and therefore leads to improved stability and convergence rate. We also use AdaLN in the final projection layer.
- 3) Other changes: we use the tanh approximation mode of the GELU activation (Hendrycks & Gimpel, 2016). We use rotary position embedding (RoPE) (Su et al., 2024) in the self-attention layer, with `rope_base = 16384` to inject relative positional information. We also ensure that RoPE operates in FP32. We additionally apply dropout with $p_{\text{dropout}} = 0.1$ for all modules to enhance robustness in parameter estimation.

3.3 TRAINING OBJECTIVE AND SAMPLING

Training For the diffusion model training objective, we use the v -prediction loss function (Salimans & Ho, 2022). For the flow matching training objective, we use the optimal transport conditional flow matching (OT-CFM) loss function (Lipman et al., 2022; Tong et al., 2023). We refer to Appendix B for details of these methods. Prior works also found sampling t more often on intermediate steps leads to better results (Esser et al., 2024; Lan et al., 2024). We follow their approach and sample t from a logit-normal distribution, in practice $t \sim \sigma(\mathcal{N}(0, 1))$, when training ETTA with OT-CFM.

Sampling We consider Euler and 2nd-order Heun (Karras et al., 2022) methods for solving the ODE parameterized by ETTA. We conduct an extensive sweep over hyperparameters focusing on two major design choices: the number of function evaluations (NFE) and the classifier-free guidance (CFG) (Ho & Salimans, 2022) scale w_{cfg} . We draw Pareto curves across benchmark datasets and

⁴<https://github.com/Stability-AI/stable-audio-tools> commit id: 7311840

⁵Since our dataset includes speech data, it is noticeably better in reconstructing speech signals.

⁶In our preliminary study using `stable-audio-tools` with its vanilla implementation, switching from prepending to AdaLN resulted in worse results.

metrics to discover the optimal choice for ETTA. In addition, we also explore the effectiveness of a recently proposed guidance method, *autoguidance* (Karras et al., 2024), in TTA applications.

4 EXPERIMENTS

Our experiments thoroughly evaluate our framework ETTA on benchmark datasets (AudioCaps and MusicCaps). We start with a systematic comparison to elucidate the design space of TTA in four major aspects: 1) training data, 2) training objectives, 3) architectural design and model sizes, and 4) sampling methods. Furthermore, we show ETTA’s improved ability to generate creative audio following complex and imaginative captions, a task that is more challenging than current benchmarks. In our commitment to fully elucidate all aspects of our investigation, we also document the additional directions we explored, including numerous additional ablations (in Appendix D) and mixed or negative results (in Appendix F). We train all models using 8 A100 GPUs.

4.1 TRAINING DATA

We train ETTA on four different training datasets to assess TTA quality: AudioCaps (50K captions), AF-AudioSet (161K captions), TangoPromptBank (1.21M captions), and our AF-Synthetic (1.35M captions). We fix audio length to 10 seconds and sampling rate to 44.1kHz in all these datasets.

4.2 TRAINING OBJECTIVE AND SAMPLING

Audio VAE We train a 44.1kHz stereo Audio-VAE based on `stable-audio-tools` with our collection of unlabeled and public audio datasets (Table 15). We train the Audio-VAE using AdamW (Loshchilov, 2017) with a peak learning rate of 1.5×10^{-4} with exponential decay for 2.8M steps, with a total batch size of 64 with 1.5 seconds per sample. We train with full precision (FP32) to make the waveform compression model as accurate as possible. The latent dimension is 64 and the frame rate is 21.5 Hz.

Training Objective and Architecture We train ETTA-LDM with ETTA-DiT as the backbone. We use the `T5-base` text embedding with `max_length=512` truncation to accommodate longer captions in AF-Synthetic.⁷ We train with both *v*-diffusion and OT-CFM objectives, where we additionally apply logit-normal *t*-sampling for OT-CFM (see Section 3.3). Our final model is trained for 1M steps using AdamW with a peak learning rate of 10^{-4} with exponential decay and total batch size of 128 with 10 seconds per sample. For ablation studies, we train each model for 250k steps unless otherwise stated. We use BF16 mixed-precision training (Micikevicius et al., 2017) and `flash-attention 2` (Dao et al., 2022) to maximize training throughput.

Sampling For diffusion models, following (Evans et al., 2024b) we use the `dpmp-3m-sde` sampler⁸ and CFG scale $w_{\text{cfg}} = 7$. For OT-CFM models, we compare between Euler and 2nd-order Heun samplers and draw Pareto curves for each method with respect to the number of function evaluations (NFEs) and CFG scale. After this extensive sweep, we choose Euler sampling with NFE = 100, $w_{\text{cfg}} = 3.5$ for main results, and $w_{\text{cfg}} = 1$ (no classifier-free guidance) for ablation studies unless otherwise stated.

4.3 RESULTS

Metrics We use a collection of established objective metrics for systematic evaluation. 1) Fréchet distance (FD) measures the distributional gap between generated and ground truth audios using features extracted from an audio classifier. We consider three classifiers: VGGish (FD_V), commonly referred to as Fréchet Audio Distance (FAD) (Kilgour et al., 2018), OpenL3 (Cramer et al., 2019) (FD_O), and PANNs (Kong et al., 2020) (FD_P).⁹ 2) Kullback–Leibler divergence (KL) is an instance-level metric that measures the difference between the posterior distributions of audio events for the

⁷Our reproduction of Stable Audio Open using AF-Synthetic dataset also uses the same `max_length=512` for a fair comparison.

⁸Implementation available in <https://github.com/crowsonkb/k-diffusion>

⁹OpenL3 is the latest model with better embedding quality, and FD_O can measure up to 48kHz stereo quality. FD_O and FD_P are preferred over FD_V (Liu et al., 2023b; Evans et al., 2024b).

Table 2: Main results of ETTA compared to SOTA baselines on *AudioCaps*. FT-AC- m : fine-tuned on AudioCaps training set for m iterations. \star Best reported numbers. \dagger Uses proprietary data.

Model	FD _V ↓	FD _O ↓	FD _P ↓	KL _S ↓	KL _P ↓	IS _P ↑	CL _L ↑	CL _M ↑
Audiobox (Vyas et al., 2023) $\star \dagger$	1.10	–	10.14	–	1.19	11.90	0.70	–
Audiobox Sound (Vyas et al., 2023) $\star \dagger$	0.77	–	8.30	–	1.15	12.70	0.71	–
Make-An-Audio (Huang et al., 2023c) \star	1.61	–	18.32	–	1.61	7.29	–	–
Make-An-Audio 2 (Huang et al., 2023a) \star	1.27	–	11.75	–	1.32	11.16	–	–
AudioLDM-L-Full (Liu et al., 2023b)	1.96	–	23.31	–	1.59	8.13	0.43	–
AudioLDM2 (Liu et al., 2024)	2.09	156.64	26.44	1.81	1.79	8.14	0.50	0.36
AudioLDM2-large (Liu et al., 2024) \star	1.89	170.31	32.50	1.57	1.54	8.55	0.45	–
AudioLDM2-large (Liu et al., 2024)	2.02	158.05	26.18	1.68	1.64	8.55	0.53	0.37
TANGO-Full-FT-AC (Ghosal et al., 2023) \star	2.19	–	18.47	1.20	1.15	8.80	0.56	–
TANGO-AF&AC-FT-AC (Kong et al., 2024b) \star	2.54	–	17.19	–	–	11.04	0.53	–
TANGO2 (Majumder et al., 2024) \star	2.69	–	–	–	1.12	9.09	–	–
GenAU-L (Haji-Ali et al., 2024) \star	1.21	–	16.51	–	–	11.75	–	–
Stable Audio Open (Evans et al., 2024b) \star	–	78.24	–	2.14	–	–	–	–
Stable Audio Open (Evans et al., 2024b)	3.60	105.88	38.27	2.23	2.32	12.09	0.35	0.34
ETTA	2.51	80.13	13.12	1.22	1.42	14.36	0.54	0.43
ETTA-FT-AC-50k	1.89	65.35	11.13	1.12	1.26	15.05	0.59	0.43
ETTA-FT-AC-100k	2.03	61.79	10.10	1.13	1.24	14.29	0.60	0.43
ETTA (AudioCaps only)	3.00	71.84	12.21	1.19	1.30	10.07	0.58	0.40

Table 3: Subjective Evaluation Result on *AudioCaps* test set with 95% Confidence Interval. OVL means the overall audio quality disregarding the caption, and REL means the relevance between audio and caption.

Model	Ground Truth	AudioLDM2-Large	TANGO2	Stable Audio Open	ETTA	ETTA-FT-AC-100k
OVL↑	3.43 ± 0.11	3.00 ± 0.11	3.08 ± 0.10	3.29 ± 0.11	3.43 ± 0.11	3.26 ± 0.10
REL↑	3.62 ± 0.10	3.11 ± 0.10	3.66 ± 0.09	3.15 ± 0.11	3.68 ± 0.10	3.77 ± 0.10

Table 4: Main results of ETTA compared to SOTA baselines on *MusicCaps*. FT-AC- m : fine-tuned on AudioCaps training set for m iterations. \star Best reported numbers. \dagger Uses proprietary or licensed data.

Model	FD _V ↓	FD _O ↓	FD _P ↓	KL _S ↓	KL _P ↓	IS _P ↑	CL _L ↑	CL _M ↑
Jen-1 (Li et al., 2024b) $\star \dagger$	2.0	–	–	–	1.29	–	–	–
QA-MDT (Li et al., 2024a) $\star \dagger$	1.65	–	–	–	1.31	2.80	–	–
FluxMusic (Fei et al., 2024) $\star \dagger$	1.43	–	–	–	1.25	2.98	–	–
MusicGen-medium (Copet et al., 2024) \star	3.4	–	–	1.23	1.22	–	–	–
AudioLDM-M (Liu et al., 2023b) \star	3.20	–	–	1.29	–	–	–	–
AudioLDM2 (Liu et al., 2024) \star	3.13	–	–	1.20	1.20	–	–	–
AudioLDM2 (Liu et al., 2024)	4.04	198.45	21.39	1.19	1.57	2.48	0.45	0.45
AudioLDM2-large (Liu et al., 2024)	2.93	190.16	16.34	1.00	1.40	2.59	0.48	0.47
TANGO-AF (Kong et al., 2024b)	2.21	270.32	22.69	0.94	1.26	2.79	0.51	0.43
Stable Audio Open (Evans et al., 2024b)	3.51	127.20	36.42	1.32	1.56	2.93	0.48	0.49
ETTA	1.91	92.18	10.06	0.84	1.04	3.32	0.51	0.53
ETTA-FT-AC-50k	1.93	89.97	11.40	0.92	1.11	2.79	0.50	0.53
ETTA-FT-AC-100k	2.19	89.56	13.49	1.07	1.15	2.77	0.49	0.52

Table 5: Subjective Evaluation Result on *MusicCaps* test set with 95% Confidence Interval. OVL means the overall audio quality disregarding the caption, and REL means the relevance between audio and caption.

Model	Ground Truth	AudioLDM2-Large	TANGO-AF	Stable Audio Open	ETTA
OVL↑	3.88 ± 0.10	3.25 ± 0.10	3.38 ± 0.09	3.92 ± 0.10	3.53 ± 0.10
REL↑	3.90 ± 0.10	3.15 ± 0.10	3.31 ± 0.10	3.35 ± 0.11	3.57 ± 0.10

ground truth and generated audio samples. This metric helps assess how close the generated audio aligns with the ground truth on the single-sample level. We report KL using PaSST (Koutini et al., 2022) (KL_S) and PANNs (KL_P). 3) Inception Score (IS) evaluates the diversity and specificity of the generated samples without requiring ground truth. IS is calculated from the entropy of instance posteriors and the entropy of marginal posteriors, where a higher score reflects both better diversity and sharper class predictions. We use PANNs for IS (IS_P). 4) Finally, CLAP score measures the cosine similarity between text and audio embeddings, which indicates the correlation between the generated sample and the given prompt. For extensive evaluation, we use two CLAP models: CL_L for LAION’s 630k-best checkpoint (Wu et al., 2023) following Vyas et al. (2023), and CL_M for MS-CLAP 2023 version (Elizalde et al., 2023).

Main Results Tables 2 and 4 present our main objective results on AudioCaps and MusicCaps, respectively. Overall, ETTA shows significant improvements compared to Stable Audio Open (the base model) for both benchmarks with a single model. Compared to other works, ETTA shows

Table 6: Improvements by adding each of the major design choice of ETTA (evaluated on *AudioCaps*).

Ablation	FD _V ↓	FD _O ↓	FD _P ↓	KL _S ↓	KL _P ↓	IS _P ↑	CL _L ↑	CL _M ↑
Stable Audio Open	7.20	127.82	47.10	3.14	3.13	6.81	0.18	0.24
+ AF-Synthetic	5.19	125.33	37.40	2.45	2.69	5.37	0.28	0.29
+ ETTA-DiT	4.73	92.31	28.20	2.07	2.19	6.04	0.37	0.33
+ OT-CFM, $t \sim \mathcal{U}(0, 1)$	5.81	89.44	30.39	2.03	2.26	5.48	0.37	0.31
+ $t \sim \sigma(\mathcal{N}(0, 1))$	5.80	89.60	28.46	1.99	2.21	5.64	0.37	0.32

Table 7: Improvements by adding each of the major design choice of ETTA (evaluated on *MusicCaps*).

Ablation	FD _V ↓	FD _O ↓	FD _P ↓	KL _S ↓	KL _P ↓	IS _P ↑	CL _L ↑	CL _M ↑
Stable Audio Open	3.54	119.54	39.96	1.81	2.11	3.19	0.34	0.41
+ AF-Synthetic	3.89	127.90	26.22	1.57	1.73	2.37	0.39	0.43
+ ETTA-DiT	3.07	100.53	20.48	1.38	1.50	2.21	0.42	0.45
+ OT-CFM, $t \sim \mathcal{U}(0, 1)$	3.29	98.84	22.16	1.35	1.49	2.10	0.42	0.45
+ $t \sim \sigma(\mathcal{N}(0, 1))$	3.31	92.30	21.59	1.41	1.51	2.20	0.41	0.45

competitive KL scores and exceptionally high IS_P for both general sounds and music, demonstrating improved diversity and clarity of the generated samples. FD_V on AudioCaps is competitive with AudioLDM and TANGO series, but considerably higher than recent models such as GenAU. FD_V on MusicCaps is significantly better than previous models using public datasets and comparable to music specialist models (Li et al., 2024a;b; Fei et al., 2024) that use proprietary data. Since FD_O can measure stereo audio, Stable Audio Open and ETTA are noticeably better than previous mono models. Both CL_L and CL_M show a preference towards ETTA, where our improvements on CL_M is more salient. In addition, Tables 3 and 5 include human results on AudioCaps and MusicCaps, which are mostly consistent with the objective evaluation results.

We then fine-tune ETTA on the AudioCaps training set (FT-AC) for 50k and 100k additional steps. We find ETTA can quickly adapt to the target distribution via fine-tuning. Table 2 shows that ETTA keeps approximating the target distribution with better FD_P, which is close to Audiobox Sound (Vyas et al., 2023) trained on proprietary dataset. It is noteworthy that this also comes at a cost of shifting to the target distribution as evidenced by Table 4, where ETTA-FT-AC-100k starts to show noticeable degradation for music generation. In summary, our results show that:

ETTA is the SOTA text-to-audio and text-to-music generation model using only publicly available data. It is also comparable to models trained with proprietary and/or licensed data.

Design Improvements Tables 6 and 7 summarize important design choices that lead to significant improvements. First, we reproduce Stable Audio Open using AF-Synthetic without other modification (+AF-Synthetic). Results show noticeable improvements from training data. Then, we switch the DiT implementation to ours (+ETTA-DiT). Results again show significant improvements in most objective scores especially on music data. Next, we switch the training method from diffusion to OT-CFM (+OT-CFM) with conventional uniform timestep sampling ($t \sim \mathcal{U}(0, 1)$). Empirically, although OT-CFM slightly decreases several scores without CFG, we find OT-CFM is more stable to train, more consistent in quality especially with CFG, and more robust under fewer sampling steps in agreement with previous works. Finally, we adopt logit-normal t -sampling ($t \sim \sigma(\mathcal{N}(0, 1))$) (Esser et al., 2024) and find it improves most FD and IS. Therefore, we conclude:

Our AF-Synthetic leads to the most significant improvements in ETTA. Our improved ETTA-DiT, the OT-CFM objective, and logit-normal t -sampling lead to further improvements.

Table 8: Ablation study on the results of ETTA trained on different datasets (evaluated on *AudioCaps*).

Dataset (million captions)	FD _V ↓	FD _O ↓	FD _P ↓	KL _S ↓	KL _P ↓	IS _P ↑	CL _L ↑	CL _M ↑
AudioCaps (0.05)	4.97	95.99	22.60	1.49	1.63	6.73	0.48	0.35
TangoPromptBank (1.21)	6.17	77.07	33.44	2.39	2.72	4.64	0.29	0.27
AF-AudioSet (0.16)	5.49	108.31	<u>25.06</u>	<u>1.81</u>	<u>2.01</u>	<u>6.32</u>	<u>0.42</u>	<u>0.34</u>
AF-Synthetic (1.35)	5.80	<u>89.60</u>	28.46	1.99	2.21	5.64	0.37	0.32

Table 9: Ablation study on the results of ETTA trained on different datasets (evaluated on *MusicCaps*).

Dataset (million captions)	FD _V ↓	FD _O ↓	FD _P ↓	KL _S ↓	KL _P ↓	IS _P ↑	CL _L ↑	CL _M ↑
AudioCaps (0.05)	18.24	279.44	76.14	3.20	3.63	2.05	0.12	0.27
TangoPromptBank (1.21)	3.72	86.17	24.72	1.73	2.02	2.27	0.35	0.38
AF-AudioSet (0.16)	3.54	107.00	21.40	1.45	1.52	2.36	0.40	0.44
AF-Synthetic (1.35)	3.31	92.30	21.59	1.41	1.51	2.20	0.41	0.44

 Table 10: Ablation study on the results of ETTA with different depths, widths, and kernel sizes (evaluated on *AudioCaps*). The classifier-free guidance $w_{\text{cfg}} = 1$. * Our best model choice.

Model	Size(B)	FD _V ↓	FD _O ↓	FD _P ↓	KL _S ↓	KL _P ↓	IS _P ↑	CL _L ↑	CL _M ↑
depth = 4	0.38	7.25	103.35	36.46	2.15	2.39	4.88	0.33	0.30
depth = 12	0.81	6.07	93.13	29.48	2.05	2.28	5.73	0.36	0.32
depth = 24*	1.44	5.81	89.61	28.46	2.00	2.22	5.65	0.37	0.32
depth = 36	2.08	5.85	82.60	27.08	1.95	2.18	5.87	0.38	0.32
width = 384	0.28	7.33	100.58	35.97	2.14	2.43	4.99	0.33	0.30
width = 768	0.52	6.44	93.74	31.03	2.04	2.29	5.49	0.36	0.32
width = 1536*	1.44	5.81	89.61	28.46	2.00	2.22	5.65	0.37	0.32
$k_{\text{convFF}} = 1^*$	1.44	5.81	89.61	28.46	2.00	2.22	5.65	0.37	0.32
$k_{\text{convFF}} = 3$	2.35	5.96	82.49	28.72	2.04	2.28	5.84	0.36	0.31

Scalability with Data We assess the scalability of TTA models with respect to training data in Tables 8 and 9. First, AudioCaps lacks in quantity: while it shows the best KL scores and CL_L on AudioCaps, ETTA trained on AudioCaps significantly underperforms on MusicCaps. TangoPromptBank is similar to AF-Synthetic in quantity:¹⁰ while it scored the best FD_O on AudioCaps, other metrics such as KL and IS are much worse. The degradation is especially noticeable for CL scores on MusicCaps, suggesting that the quality of their music captions is not as good as AF-Synthetic. AF-AudioSet contains high-quality synthetic captions: it is competitive with AF-Synthetic, emphasizing the importance of data quality.^{11 12} The results highlight that AF-Synthetic is a powerful dataset that is comprehensive in both quantity and quality. As such, we conclude:

Both training data sizes and quality have positive effect on the results, where quality matters more.

Scalability with Model Size Table 10 provides the summary of scaling behavior of ETTA with respect to its model size. We explore different depths, widths, and the convolutional feed-forward layer kernel sizes (k_{convFF}) of ETTA-DiT. We use $w_{\text{cfg}} = 1$ to eliminate the effect of CFG.

As expected, most metrics show consistent improvements as we grow depth or width of ETTA-DiT. We find the 1.44B model with depth=24 and width=1536 leads to the optimal result. FD_V starts to saturate at depth=36. On the other hand, increasing k_{convFF} brings marginal improvements, suggesting that allocating the model capacity to self-attention parameters is more important. We also provide results using $w_{\text{cfg}} = 3$ in Table 18 in Appendix D, and the conclusion is similar. In summary,

In TTA tasks, increasing model size is helpful via increasing depth and width of DiT’s self-attention block. However, increasing the kernel size of the convolutional feed-forward layer is not helpful.

Choice of Sampler and its Impact on Metrics Figure 3 and Figure 4 in the Appendix present a comprehensive analysis of the impact of sampler choices. The results reveal several key insights: 1) All metrics improve as the number of function evaluations (NFE) increases, as expected. 2) At lower NFE, the Heun sampler is noticeably better than Euler; as NFE increases, they converge to similar results. 3) FD behaves like a convex function with respect to the CFG scale, indicating that FD penalizes low diversity caused by CFG’s over-emphasis on text condition. 4) Metrics such as KL, IS, and CL show continuous improvement with higher CFG scales, suggesting their preference

¹⁰In practice, we used 2.33M audio-caption pairs for TangoPromptBank due to repetitive captions for multiple 10-second segments in a long audio.

¹¹Empirically, we find ETTA trained with AF-AudioSet reaches the optimal training loss at around 250k iterations, whereas the training loss of ETTA trained with AF-Synthetic keeps reducing after 1M iterations.

¹²We conjecture AF-AudioSet results are close to AF-Synthetic results because both AudioCaps and MusicCaps are subsets of AudioSet. We further evaluate on an out-of-distribution dataset in Table 22, and AF-Synthetic results are consistently better.

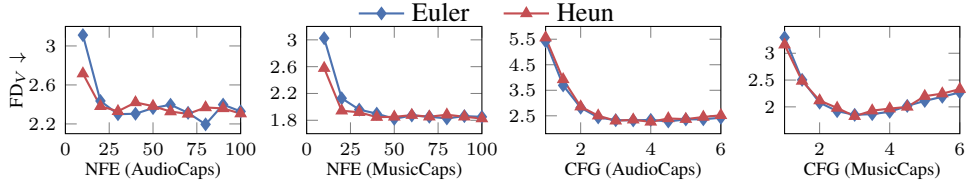


Figure 3: The effect of different sampling methods on the generation quality of ET TA on AudioCaps and MusicCaps. We investigate both Euler and Heun solvers. NFE: number of function evaluations. CFG: classifier-free guidance scale. See full results for other metrics in Figure 4 in Appendix D.

for accuracy over diversity. Therefore, one should be cautious when selecting the CFG scale, as optimizing for these metrics alone may lead to a trade-off between diversity and accuracy. Detailed results on the choices of sampler and NFE are provided in Table 19 in Appendix D. In summary:

Heun’s sampler is better than Euler at lower NFE. $w_{cfg} = 3.5$ provides the best overall metrics, and one should be cautious that a higher CFG scale potentially leads to lower diversity.

Table 11: Subjective Evaluation Result of Creative Audio Generation with 95% Confidence Interval.

Model	AudioLDM2	TANGO2	Stable Audio Open	ETTA
OVL ↑	3.95 ± 0.05	3.82 ± 0.05	3.94 ± 0.05	3.99 ± 0.05
REL ↑	3.79 ± 0.06	3.94 ± 0.05	3.95 ± 0.05	4.05 ± 0.05

Creative Audio Generation We test ET TA’s abilities to generate *creative* audio and music samples that do not exist in the real world, especially for complex and imaginative captions. We ask ChatGPT to generate hard captions that require blending and transformation of various sound elements towards creative audio. See Table 20 for the imaginative captions. We generate 20 samples for each model and invite human listeners to measure 5-scale rating of 1) OVL: an overall quality of sample without seeing captions, and 2) REL: a relevance of the sample to the provided caption. Each model is tested in isolation. Table 11 shows that ET TA significantly improves its ability to follow the complex captions as measured by the REL score ($p < 0.05$ from Wilcoxon signed-rank test). We strongly encourage the readers to listen to the audio samples in the demo page (Appendix A). Therefore, we claim:

ETTA shows an improved ability to generate audio that follows complex and imaginative captions.

5 CONCLUSION

In this paper, we setup a large-scale empirical experiment to comprehensively understand the design space of modern text-to-audio models. We provide insights on data scaling, architectural design, model scaling, training methods, and inference strategies. Based on our findings, we present ET TA, a state-of-the-art text-to-audio model that results from large-scale and high-quality synthetic captions, a better DiT implementation, and a better VAE.

Future work While this work aims to elucidate the design space of TTA with large-scale experiments, there are still several unexplored problems we plan to study in our future work.

1) Data Augmentation To isolate the effect of data scaling, we use AF-Synthetic and other datasets without any data augmentation. Because of this, the diversity of text captions and audio may be limited. Previous works (Melechovsky et al., 2023; Liu et al., 2023b; 2024; Huang et al., 2023c;a) reported improvements with data augmentation, such as caption rephrasing and audio re-mixing. We plan to design scalable methods for a systematical study on the effect of data augmentation.

2) Challenges in Evaluating TTA The research community has yet to reach a consensus on which attributes are effectively captured by current evaluation metrics for TTA models. Evaluating TTA is particularly challenging due to confounding factors like differences in model accuracy, diversity, choice of waveform decoder, and more. For example, we empirically find that the CFG scale that yields the best quantitative metrics may not align with human preferences. Designing

evaluation methods that accurately reflect both the accuracy and diversity of TTA models, in a way that corresponds with human perception, remains a difficult problem. We hope that our work will stimulate discussion and serve as a reference point for developing a standard approach to evaluating TTA models.

REFERENCES

- Andrea Agostinelli, Timo I Denk, Zalán Borsos, Jesse Engel, Mauro Verzetti, Antoine Caillon, Qingqing Huang, Aren Jansen, Adam Roberts, Marco Tagliasacchi, et al. Musiclm: Generating music from text. *arXiv preprint arXiv:2301.11325*, 2023.
- James Betker, Gabriel Goh, Li Jing, Tim Brooks, Jianfeng Wang, Linjie Li, Long Ouyang, Juntang Zhuang, Joyce Lee, Yufei Guo, et al. Improving image generation with better captions. *Computer Science*. <https://cdn.openai.com/papers/dall-e-3.pdf>, 2(3):8, 2023.
- Zalán Borsos, Raphaël Marinier, Damien Vincent, Eugene Kharitonov, Olivier Pietquin, Matt Sharifi, Dominik Roblek, Olivier Teboul, David Grangier, Marco Tagliasacchi, et al. Audioldm: a language modeling approach to audio generation. *IEEE/ACM transactions on audio, speech, and language processing*, 31:2523–2533, 2023.
- Honglie Chen, Weidi Xie, Andrea Vedaldi, and Andrew Zisserman. Vggsound: A large-scale audio-visual dataset. In *ICASSP 2020-2020 IEEE International Conference on Acoustics, Speech and Signal Processing (ICASSP)*, pp. 721–725. IEEE, 2020.
- Hyung Won Chung, Le Hou, Shayne Longpre, Barret Zoph, Yi Tay, William Fedus, Yunxuan Li, Xuezhi Wang, Mostafa Dehghani, Siddhartha Brahma, et al. Scaling instruction-finetuned language models. *Journal of Machine Learning Research*, 25(70):1–53, 2024.
- Jade Copet, Felix Kreuk, Itai Gat, Tal Remez, David Kant, Gabriel Synnaeve, Yossi Adi, and Alexandre Défossez. Simple and controllable music generation. *Advances in Neural Information Processing Systems*, 36, 2024.
- Aurora Linh Cramer, Ho-Hsiang Wu, Justin Salamon, and Juan Pablo Bello. Look, listen, and learn more: Design choices for deep audio embeddings. In *ICASSP 2019-2019 IEEE International Conference on Acoustics, Speech and Signal Processing (ICASSP)*, pp. 3852–3856. IEEE, 2019.
- Tri Dao, Dan Fu, Stefano Ermon, Atri Rudra, and Christopher Ré. Flashattention: Fast and memory-efficient exact attention with io-awareness. *Advances in Neural Information Processing Systems*, 35:16344–16359, 2022.
- Alexandre Défossez, Jade Copet, Gabriel Synnaeve, and Yossi Adi. High fidelity neural audio compression. *Transactions on Machine Learning Research*, 2023.
- Prafulla Dhariwal and Alexander Nichol. Diffusion models beat gans on image synthesis. *Advances in neural information processing systems*, 34:8780–8794, 2021.
- Benjamin Elizalde, Soham Deshmukh, and Huaming Wang. Natural language supervision for general-purpose audio representations, 2023. URL <https://arxiv.org/abs/2309.05767>.
- Patrick Esser, Sumith Kulal, Andreas Blattmann, Rahim Entezari, Jonas Müller, Harry Saini, Yam Levi, Dominik Lorenz, Axel Sauer, Frederic Boesel, et al. Scaling rectified flow transformers for high-resolution image synthesis. In *Forty-first International Conference on Machine Learning*, 2024.
- Zach Evans, CJ Carr, Josiah Taylor, Scott H Hawley, and Jordi Pons. Fast timing-conditioned latent audio diffusion. In *Forty-first International Conference on Machine Learning*.
- Zach Evans, Julian D Parker, CJ Carr, Zack Zukowski, Josiah Taylor, and Jordi Pons. Long-form music generation with latent diffusion. *arXiv preprint arXiv:2404.10301*, 2024a.
- Zach Evans, Julian D Parker, CJ Carr, Zack Zukowski, Josiah Taylor, and Jordi Pons. Stable audio open. *arXiv preprint arXiv:2407.14358*, 2024b.

- Zhengcong Fei, Mingyuan Fan, Changqian Yu, and Junshi Huang. Flux that plays music. *arXiv preprint arXiv:2409.00587*, 2024.
- Jort F Gemmeke, Daniel PW Ellis, Dylan Freedman, Aren Jansen, Wade Lawrence, R Channing Moore, Manoj Plakal, and Marvin Ritter. Audio set: An ontology and human-labeled dataset for audio events. In *2017 IEEE international conference on acoustics, speech and signal processing (ICASSP)*, pp. 776–780. IEEE, 2017.
- Deepanway Ghosal, Navonil Majumder, Ambuj Mehrish, and Soujanya Poria. Text-to-audio generation using instruction guided latent diffusion model. In *Proceedings of the 31st ACM International Conference on Multimedia*, pp. 3590–3598, 2023.
- Jiarui Hai, Yong Xu, Hao Zhang, Chenxing Li, Helin Wang, Mounya Elhilali, and Dong Yu. Ezaudio: Enhancing text-to-audio generation with efficient diffusion transformer. *arXiv preprint arXiv:2409.10819*, 2024.
- Moayed Haji-Ali, Willi Menapace, Aliaksandr Siarohin, Guha Balakrishnan, Sergey Tulyakov, and Vicente Ordonez. Taming data and transformers for audio generation. *arXiv preprint arXiv:2406.19388*, 2024.
- Tiankai Hang, Shuyang Gu, Chen Li, Jianmin Bao, Dong Chen, Han Hu, Xin Geng, and Baining Guo. Efficient diffusion training via min-snr weighting strategy. In *Proceedings of the IEEE/CVF International Conference on Computer Vision*, pp. 7441–7451, 2023.
- Dan Hendrycks and Kevin Gimpel. Gaussian error linear units (gelus). *arXiv preprint arXiv:1606.08415*, 2016.
- Jonathan Ho and Tim Salimans. Classifier-free diffusion guidance. *arXiv preprint arXiv:2207.12598*, 2022.
- Jonathan Ho, Ajay Jain, and Pieter Abbeel. Denoising diffusion probabilistic models. *Advances in neural information processing systems*, 33:6840–6851, 2020.
- Jiawei Huang, Yi Ren, Rongjie Huang, Dongchao Yang, Zhenhui Ye, Chen Zhang, Jinglin Liu, Xiang Yin, Zejun Ma, and Zhou Zhao. Make-an-audio 2: Temporal-enhanced text-to-audio generation. *arXiv preprint arXiv:2305.18474*, 2023a.
- Qingqing Huang, Daniel S Park, Tao Wang, Timo I Denk, Andy Ly, Nanxin Chen, Zhengdong Zhang, Zhishuai Zhang, Jiahui Yu, Christian Frank, et al. Noise2music: Text-conditioned music generation with diffusion models. *arXiv preprint arXiv:2302.03917*, 2023b.
- Rongjie Huang, Jiawei Huang, Dongchao Yang, Yi Ren, Luping Liu, Mingze Li, Zhenhui Ye, Jinglin Liu, Xiang Yin, and Zhou Zhao. Make-an-audio: Text-to-audio generation with prompt-enhanced diffusion models. In *International Conference on Machine Learning*, pp. 13916–13932. PMLR, 2023c.
- Tero Karras, Miika Aittala, Timo Aila, and Samuli Laine. Elucidating the design space of diffusion-based generative models. *Advances in neural information processing systems*, 35:26565–26577, 2022.
- Tero Karras, Miika Aittala, Tuomas Kynkäänniemi, Jaakko Lehtinen, Timo Aila, and Samuli Laine. Guiding a diffusion model with a bad version of itself. *arXiv preprint arXiv:2406.02507*, 2024.
- Kevin Kilgour, Mauricio Zuluaga, Dominik Roblek, and Matthew Sharifi. Fr\`echet audio distance: A metric for evaluating music enhancement algorithms. *arXiv preprint arXiv:1812.08466*, 2018.
- Chris Dongjoo Kim, Byeongchang Kim, Hyunmin Lee, and Gunhee Kim. Audiocaps: Generating captions for audios in the wild. In *Proceedings of the 2019 Conference of the North American Chapter of the Association for Computational Linguistics: Human Language Technologies, Volume 1 (Long and Short Papers)*, pp. 119–132, 2019.
- Jaeyeon Kim, Jaeyoon Jung, Jinjoo Lee, and Sang Hoon Woo. Enclap: Combining neural audio codec and audio-text joint embedding for automated audio captioning. In *ICASSP 2024-2024 IEEE International Conference on Acoustics, Speech and Signal Processing (ICASSP)*, pp. 6735–6739. IEEE, 2024.

- Diederik Kingma, Tim Salimans, Ben Poole, and Jonathan Ho. Variational diffusion models. *Advances in neural information processing systems*, 34:21696–21707, 2021.
- Diederik P. Kingma and Max Welling. Auto-Encoding Variational Bayes. In *2nd International Conference on Learning Representations, ICLR 2014, Banff, AB, Canada, April 14-16, 2014, Conference Track Proceedings*, 2014.
- Qiuqiang Kong, Yin Cao, Turab Iqbal, Yuxuan Wang, Wenwu Wang, and Mark D Plumbley. Panns: Large-scale pretrained audio neural networks for audio pattern recognition. *IEEE/ACM Transactions on Audio, Speech, and Language Processing*, 28:2880–2894, 2020.
- Zhifeng Kong, Wei Ping, Jiaji Huang, Kexin Zhao, and Bryan Catanzaro. Diffwave: A versatile diffusion model for audio synthesis. In *International Conference on Learning Representations*, 2021.
- Zhifeng Kong, Arushi Goel, Rohan Badlani, Wei Ping, Rafael Valle, and Bryan Catanzaro. Audio flamingo: A novel audio language model with few-shot learning and dialogue abilities. *International Conference on Machine Learning*, 2024a.
- Zhifeng Kong, Sang-gil Lee, Deepanway Ghosal, Navonil Majumder, Ambuj Mehrish, Rafael Valle, Soujanya Poria, and Bryan Catanzaro. Improving text-to-audio models with synthetic captions. *arXiv preprint arXiv:2406.15487*, 2024b.
- Khaled Koutini, Jan Schlüter, Hamid Eghbal-zadeh, and Gerhard Widmer. Efficient training of audio transformers with patchout. In *Interspeech 2022, 23rd Annual Conference of the International Speech Communication Association, Incheon, Korea, 18-22 September 2022*, pp. 2753–2757. ISCA, 2022. doi: 10.21437/Interspeech.2022-227. URL <https://doi.org/10.21437/Interspeech.2022-227>.
- Felix Kreuk, Gabriel Synnaeve, Adam Polyak, Uriel Singer, Alexandre Défossez, Jade Copet, Devi Parikh, Yaniv Taigman, and Yossi Adi. Audiogen: Textually guided audio generation. *arXiv preprint arXiv:2209.15352*, 2022.
- Tuomas Kynkäänniemi, Miika Aittala, Tero Karras, Samuli Laine, Timo Aila, and Jaakko Lehtinen. Applying guidance in a limited interval improves sample and distribution quality in diffusion models. *arXiv preprint arXiv:2404.07724*, 2024.
- Max WY Lam, Qiao Tian, Tang Li, Zongyu Yin, Siyuan Feng, Ming Tu, Yuliang Ji, Rui Xia, Mingbo Ma, Xuchen Song, et al. Efficient neural music generation. *Advances in Neural Information Processing Systems*, 36, 2024.
- Gael Le Lan, Bowen Shi, Zhaoheng Ni, Sidd Srinivasan, Anurag Kumar, Brian Ellis, David Kant, Varun Nagaraja, Ernie Chang, Wei-Ning Hsu, et al. High fidelity text-guided music generation and editing via single-stage flow matching. *arXiv preprint arXiv:2407.03648*, 2024.
- Sang-gil Lee, Wei Ping, Boris Ginsburg, Bryan Catanzaro, and Sungroh Yoon. Bigvgan: A universal neural vocoder with large-scale training. In *The Eleventh International Conference on Learning Representations*, 2023. URL https://openreview.net/forum?id=iTtGCMDEzS_.
- Chang Li, Ruoyu Wang, Lijuan Liu, Jun Du, Yixuan Sun, Zilu Guo, Zhenrong Zhang, and Yuan Jiang. Quality-aware masked diffusion transformer for enhanced music generation. *arXiv preprint arXiv:2405.15863*, 2024a.
- Peike Patrick Li, Boyu Chen, Yao Yao, Yikai Wang, Allen Wang, and Alex Wang. Jen-1: Text-guided universal music generation with omnidirectional diffusion models. In *2024 IEEE Conference on Artificial Intelligence (CAI)*, pp. 762–769. IEEE, 2024b.
- Yaron Lipman, Ricky TQ Chen, Heli Ben-Hamu, Maximilian Nickel, and Matt Le. Flow matching for generative modeling. *arXiv preprint arXiv:2210.02747*, 2022.
- Alexander H Liu, Matt Le, Apoorv Vyas, Bowen Shi, Andros Tjandra, and Wei-Ning Hsu. Generative pre-training for speech with flow matching. *arXiv preprint arXiv:2310.16338*, 2023a.

- Haohe Liu, Zehua Chen, Yi Yuan, Xinhao Mei, Xubo Liu, Danilo Mandic, Wenwu Wang, and Mark D Plumbley. Audioldm: Text-to-audio generation with latent diffusion models. In *International Conference on Machine Learning*, pp. 21450–21474. PMLR, 2023b.
- Haohe Liu, Yi Yuan, Xubo Liu, Xinhao Mei, Qiuqiang Kong, Qiao Tian, Yuping Wang, Wenwu Wang, Yuxuan Wang, and Mark D Plumbley. Audioldm 2: Learning holistic audio generation with self-supervised pretraining. *IEEE/ACM Transactions on Audio, Speech, and Language Processing*, 2024.
- I Loshchilov. Decoupled weight decay regularization. *arXiv preprint arXiv:1711.05101*, 2017.
- Navonil Majumder, Chia-Yu Hung, Deepanway Ghosal, Wei-Ning Hsu, Rada Mihalcea, and Soujanya Poria. Tango 2: Aligning diffusion-based text-to-audio generations through direct preference optimization. *arXiv preprint arXiv:2404.09956*, 2024.
- Ilaria Manco, Benno Weck, Seungheon Doh, Minz Won, Yixiao Zhang, Dmitry Bogdanov, Yusong Wu, Ke Chen, Philip Tovstogan, Emmanouil Benetos, Elio Quinton, György Fazekas, and Juhun Nam. The song describer dataset: a corpus of audio captions for music-and-language evaluation. In *Machine Learning for Audio Workshop at NeurIPS 2023*, 2023.
- Xinhao Mei, Chutong Meng, Haohe Liu, Qiuqiang Kong, Tom Ko, Chengqi Zhao, Mark D Plumbley, Yuexian Zou, and Wenwu Wang. Wavcaps: A chatgpt-assisted weakly-labelled audio captioning dataset for audio-language multimodal research. *IEEE/ACM Transactions on Audio, Speech, and Language Processing*, 2024.
- Jan Melechovsky, Zixun Guo, Deepanway Ghosal, Navonil Majumder, Dorien Herremans, and Soujanya Poria. Mustango: Toward controllable text-to-music generation. *arXiv preprint arXiv:2311.08355*, 2023.
- Paulius Micikevicius, Sharan Narang, Jonah Alben, Gregory Diamos, Erich Elsen, David Garcia, Boris Ginsburg, Michael Houston, Oleksii Kuchaiev, Ganesh Venkatesh, et al. Mixed precision training. *arXiv preprint arXiv:1710.03740*, 2017.
- Thao Nguyen, Samir Yitzhak Gadre, Gabriel Ilharco, Sewoong Oh, and Ludwig Schmidt. Improving multimodal datasets with image captioning. *Advances in Neural Information Processing Systems*, 36, 2024.
- OpenAI. Gpt-4o: A powerful multimodal language model. <https://openai.com/research/hello-gpt-4o>, 2024. Accessed: 2024-09-21.
- William Peebles and Saining Xie. Scalable diffusion models with transformers. In *Proceedings of the IEEE/CVF International Conference on Computer Vision*, pp. 4195–4205, 2023.
- Alec Radford, Jeffrey Wu, Rewon Child, David Luan, Dario Amodei, Ilya Sutskever, et al. Language models are unsupervised multitask learners. *OpenAI blog*, 1(8):9, 2019.
- Colin Raffel, Noam Shazeer, Adam Roberts, Katherine Lee, Sharan Narang, Michael Matena, Yanqi Zhou, Wei Li, and Peter J Liu. Exploring the limits of transfer learning with a unified text-to-text transformer. *Journal of machine learning research*, 21(140):1–67, 2020.
- Zafar Rafii, Antoine Liutkus, Fabian-Robert Stöter, Stylianos Ioannis Mimilakis, and Rachel Bittner. The musdb18 corpus for music separation. 2017.
- Robin Rombach, Andreas Blattmann, Dominik Lorenz, Patrick Esser, and Björn Ommer. High-resolution image synthesis with latent diffusion models. In *Proceedings of the IEEE/CVF conference on computer vision and pattern recognition*, pp. 10684–10695, 2022.
- Tim Salimans and Jonathan Ho. Progressive distillation for fast sampling of diffusion models. *arXiv preprint arXiv:2202.00512*, 2022.
- Flavio Schneider, Ojasv Kamal, Zhijing Jin, and Bernhard Schölkopf. Moûsai: Efficient text-to-music diffusion models. In *Proceedings of the 62nd Annual Meeting of the Association for Computational Linguistics (Volume 1: Long Papers)*, pp. 8050–8068, 2024.

- Yang Song, Jascha Sohl-Dickstein, Diederik P Kingma, Abhishek Kumar, Stefano Ermon, and Ben Poole. Score-based generative modeling through stochastic differential equations. In *International Conference on Learning Representations*, 2021.
- Christian J Steinmetz and Joshua D Reiss. auraloss: Audio focused loss functions in pytorch. In *Digital music research network one-day workshop (DMRN+ 15)*, 2020.
- Christian J Steinmetz, Jordi Pons, Santiago Pascual, and Joan Serra. Automatic multitrack mixing with a differentiable mixing console of neural audio effects. In *ICASSP 2021-2021 IEEE International Conference on Acoustics, Speech and Signal Processing (ICASSP)*, pp. 71–75. IEEE, 2021.
- Jianlin Su, Murtadha Ahmed, Yu Lu, Shengfeng Pan, Wen Bo, and Yunfeng Liu. Roformer: Enhanced transformer with rotary position embedding. *Neurocomputing*, 568:127063, 2024.
- Alexander Tong, Nikolay Malkin, Guillaume Huguette, Yanlei Zhang, Jarrid Rector-Brooks, Kilian Fatras, Guy Wolf, and Yoshua Bengio. Conditional flow matching: Simulation-free dynamic optimal transport. *arXiv preprint arXiv:2302.00482*, 2023.
- A Vaswani. Attention is all you need. *Advances in Neural Information Processing Systems*, 2017.
- Apoorv Vyas, Bowen Shi, Matthew Le, Andros Tjandra, Yi-Chiao Wu, Baishan Guo, Jiemin Zhang, Xinyue Zhang, Robert Adkins, William Ngan, et al. Audiobox: Unified audio generation with natural language prompts. *arXiv preprint arXiv:2312.15821*, 2023.
- Weihan Wang, Qingsong Lv, Wenmeng Yu, Wenyi Hong, Ji Qi, Yan Wang, Junhui Ji, Zhuoyi Yang, Lei Zhao, Xixuan Song, et al. Cogvlm: Visual expert for pretrained language models. *arXiv preprint arXiv:2311.03079*, 2023.
- Yusong Wu, Ke Chen, Tianyu Zhang, Yuchen Hui, Taylor Berg-Kirkpatrick, and Shlomo Dubnov. Large-scale contrastive language-audio pretraining with feature fusion and keyword-to-caption augmentation. In *ICASSP 2023-2023 IEEE International Conference on Acoustics, Speech and Signal Processing (ICASSP)*, pp. 1–5. IEEE, 2023.
- Jinlong Xue, Yayue Deng, Yingming Gao, and Ya Li. Auffusion: Leveraging the power of diffusion and large language models for text-to-audio generation. *arXiv preprint arXiv:2401.01044*, 2024.
- Yi Yuan, Dongya Jia, Xiaobin Zhuang, Yuanzhe Chen, Zhengxi Liu, Zhuo Chen, Yuping Wang, Yuxuan Wang, Xubo Liu, Mark D Plumbley, et al. Improving audio generation with visual enhanced caption. *arXiv preprint arXiv:2407.04416*, 2024.
- Heiga Zen, Viet Dang, Rob Clark, Yu Zhang, Ron J Weiss, Ye Jia, Zhifeng Chen, and Yonghui Wu. Libritts: A corpus derived from librispeech for text-to-speech. *arXiv preprint arXiv:1904.02882*, 2019.

A DEMO PAGE LINK

The link to our demo page is

<https://research.nvidia.com/labs/adlr/ETTA/>

B MATHEMATICAL BACKGROUND

Let p_{data} be the data distribution and $X \sim p_{\text{data}}$ be N i.i.d. training samples drawn from the data distribution. In (unconditional) audio synthesis, we assume p_{data} is on $[-1, 1]^L$ where $L = 441000$ is a fixed length for 10 seconds of audio at 44.1kHz sampling rate. A generative model on X aims to model $p_{\theta}(x) \approx p_{\text{data}}(x)$ and draw samples from it. In text-to-audio synthesis, each sample $x = (a, c)$ is composed of an audio $a \in [-1, 1]^L$ and a corresponding caption c in the natural language space. In this case, we aim to model $p_{\theta}(a|c)$ and draw samples conditioned on a given caption c . For conciseness, we introduce all the mathematical background in the unconditional setting, and these can be translated into the conditional setting by conditioning all distributions on c .

B.1 VARIATIONAL AUTO ENCODERS

Variational auto encoders (VAEs) (Kingma & Welling, 2014) include an encoder E and a decoder D . E aims to encode a sample x into a lower-dimensional space, and D aims to reconstruct $E(x)$ to the original space with minimal information loss. The training loss is

$$L_{\text{VAE}} = \mathbb{E}_{x \sim X} [\mathcal{R}(D(E(x)), x) + \text{KL}(q_E(z|x) \parallel \mathcal{N}(0, I))],$$

where \mathcal{R} is a reconstruction loss that measures the distance between the original sample x and the reconstructed sample $D(E(x))$. $q_E(z|x)$ is the approximate posterior distribution of the latent variable z given x using E , and the KL divergence loss measures how close the posterior distribution is to the prior $\mathcal{N}(0, I)$.

Stable Audio Open’s VAE (Evans et al., 2024b) is trained with a combination of below losses:

1. A stereo sum and difference multi-resolution STFT loss (Steinmetz & Reiss, 2020; Steinmetz et al., 2021) that computes distances in the spectrogram space with different resolutions:

$$L_{\text{MRSTFT}}(x, \hat{x}) = \sum_{i=1}^m \left(\frac{\|\text{stft}_i(x) - \text{stft}_i(\hat{x})\|_F}{\|\text{stft}_i(x)\|_F} + \frac{1}{T} \left\| \log \frac{\text{stft}_i(x)}{\text{stft}_i(\hat{x})} \right\|_1 \right),$$

$$L_{\text{StereoMRSTFT}}(x, \hat{x}) = L_{\text{MRSTFT}}(x_{\text{sum}}, \hat{x}_{\text{sum}}) + L_{\text{MRSTFT}}(x_{\text{diff}}, \hat{x}_{\text{diff}}),$$

where T is the number of STFT frames and each stft_i is the STFT transformation with i -th resolution, $x_{\text{sum}} = x_{\text{left}} + x_{\text{right}}$, and $x_{\text{diff}} = x_{\text{left}} - x_{\text{right}}$.

2. An adversarial hinge loss and feature matching loss from Encodec (Défossez et al., 2023):

$$L_{\text{adv}}(\hat{x}, x) = \sum_{k=1}^K [\max(0, 1 - D_k(x)) + \max(0, 1 + D_k(\hat{x}))],$$

$$L_{\text{feat}}(x, \hat{x}) = \frac{1}{KL} \sum_{k=1}^K \sum_{l=1}^L \frac{\|D_k^l(x) - D_k^l(\hat{x})\|_1}{\text{mean}(\|D_k^l(x)\|_1)},$$

where D_k^l is the l -th layer of k -th discriminator D_k .

3. The KL divergence loss:

$$\text{KL}(q_E(z|x) \parallel \mathcal{N}(0, I)).$$

The VAE is trained using randomly chunked unlabeled audio data without captions.

B.2 DIFFUSION MODELS

Diffusion models (Ho et al., 2020; Song et al., 2021) include two processes:

1. A fixed Markov chain diffusion process

$$dx = \mathbf{f}(x, t)dt + g(t)d\mathbf{w},$$

where x represents data, $t \in [0, 1]$ represents time, \mathbf{f} is the drift term, g is the diffusion term, and $d\mathbf{w}$ is the standard Brownian motion.

2. A learned Markov chain reverse process

$$dx = [\mathbf{f}(x, t) - g(t)^2 \nabla_x \log p_t(x)]dt + g(t)d\bar{\mathbf{w}},$$

where $d\bar{\mathbf{w}}$ is the reverse Brownian motion.

A neural network $s_\theta(x, t)$ is used to substitute the score function $\nabla_x \log p_t(x)$ and therefore trained to approximate the true score function $\nabla_x \log q(x|x_0)$ at time t , leading to training objective

$$\mathbb{E}_{t \sim \mathcal{U}(0,1), x_0 \sim p_{\text{data}}, x_t \sim q(x_t|x_0)} \|s_\theta(x_t, t) - \nabla_{x_t} \log q(x_t|x_0)\|^2,$$

where we could write x_t in terms of noise $\epsilon_t \sim \mathcal{N}(0, I) : x_t = \sqrt{\alpha_t}x_0 + \sqrt{1 - \alpha_t}\epsilon_t$ for a pre-defined schedule α_t , and $\nabla_{x_t} \log q(x_t|x_0) = -\epsilon_t/\sqrt{1 - \alpha_t}$. For this reason, the standard loss function is called the ϵ -prediction.

One can predict other quantities to train diffusion models as well. One example is the x -diffusion, where we train a network to predict $\hat{x}_t = (x_t - \sqrt{1 - \alpha_t}\epsilon_t)/\sqrt{\alpha_t}$. Another example is the v -diffusion (Salimans & Ho, 2022), where the network predicts $\hat{v}_t = \sqrt{\alpha_t}\epsilon_t - \sqrt{1 - \alpha_t}x_0$.

B.3 OPTIMAL TRANSPORT CONDITIONAL FLOW MATCHING

Optimal Transport Conditional Flow Matching (OT-CFM) (Lipman et al., 2022; Tong et al., 2023) is an alternative method to train diffusion models via flow matching. Instead of predicting ϵ it directly predicts the vector field $\mathbf{f}(x, t) - g(t)^2 \nabla_x \log p_t(x)$, leading to the following loss function:

$$L_{\text{OTCFM}} = \mathbb{E}_{t \sim \mathcal{U}(0,1), x_0 \sim p_{\text{data}}, x_t \sim q(x_t|x_0)} \|v_\theta(x_t, t) - (\mathbf{f}(x_t, t) - g(t)^2 \nabla_{x_t} \log q(x_t|x_0))\|^2.$$

B.4 LATENT DIFFUSION MODELS

Latent diffusion models (LDMs) (Rombach et al., 2022; Liu et al., 2023b) combine VAE with diffusion models, training the diffusion models within the latent space of the VAE. In this approach, the VAE’s latent variable z serves as the target for generation. Rather than directly modeling p_{data} , LDMs model the pushforward distribution $E_{\#}p_{\text{data}}$, utilizing the frozen encoder and decoder from the VAE to transition between the original data space and the latent space.

B.5 CLASSIFIER-FREE GUIDANCE

Classifier-Free Guidance (CFG) (Ho & Salimans, 2022) adjusts the balance between diversity and quality in generative models by over-emphasizing conditioning. The model is trained both conditionally and unconditionally by randomly replacing the condition c with a null embedding \emptyset . During sampling, the guided output is given by:

$$v_\theta(x_t, t|c) = v_\theta(x_t, t) + w_{\text{cfg}} \cdot (v_\theta(x_t, t|c) - v_\theta(x_t, t)),$$

where w_{cfg} is a guidance scale. $w_{\text{cfg}} = 1$ disables guidance and $w_{\text{cfg}} > 1$ amplifies the conditioning.

C DATASET DETAILS

C.1 AF-SYNTHETIC DETAILS

Table 12 provides a detailed breakdown of sources of data from which each audio-caption dataset is built. Compared to previous datasets, AF-Synthetic include diverse data source to construct synthetic captions, which enables strong generalization to numerous audio types when training TTA model.

Table 12: Detailed breakdown of our proposed AF-Synthetic dataset compared to existing datasets.

Dataset	Total Hours	Number of captions					
		Total	AudioCaps	AudioSet	Laion-630K	WavCaps	VGGSound
TangoPromptBank	3.5K	1.21M	45K	108K	-	1.05M	-
Sound-VECaps _A	14.3K	1.66M	-	1.66M	-	-	-
AutoCap	8.7K	761K	-	339K	295K	-	127K
AF-AudioSet	255	161K	-	161K	-	-	-
AF-Synthetic	3.6K	1.35M	33K	165K	282K	783K	92K

We use Laion-CLAP’s 630k–best checkpoint to compute CLAP similarity (Wu et al., 2023). We use the following keywords to filter low-quality audio samples:

ambiguous, artifact, background noise, broken up, buzzing, choppy, clipping, compromised, crackling, deficient, distant, distorted, dropout, echo, faint, faulty, feedback, flawed, fluctuating, fuzzy, garbled, gibberish, glitch, hissing, imprecise, inadequate, inaudible, incoherent, indistinct, inferior, insufficient, interference, irregular, irrelevant, lacking, low quality, low volume, low-quality, mediocre, misheard, misinterpretation, muffled, murmur, noise, noisy, off-mic, overlapping speech, overmodulated, poor, popping, reverberation, scrambled, second-rate, sibilance, skipped, skipping, static, suboptimal, substandard, uncertain, unclear, undermodulated, unintelligible, unknown sounds, unreliable, unsatisfactory, unspecific, vague.

C.2 MOST SIMILAR AF-SYNTHETIC CAPTIONS TO AUDIOCAPS AND MUSICCAPS

In Table 13 and Table 14 we show some captions from AudioCaps or MusicCaps and their most similar captions from AF-Synthetic. These examples, together with Figure 2, demonstrate that AF-Synthetic captions are quite different from these two datasets, which further proves the generalization ability of our ETTA that is only trained on AF-Synthetic.

Table 13: Examples of captions from AudioCaps and their most similar caption from AF-Synthetic.

AudioCaps caption	Most similar AF-Synthetic caption
An airplane engine running.	The audio primarily features the continuous roar of an aircraft engine, with a high-pitched whoosh, swoosh, or swish sound also present.
Multiple cars are racing, speeding and roaring in the distance. A consistent, loud mechanical motor.	The audio features the distinct sounds of a race car and other racing vehicles. The race car engine is the dominant sound throughout the audio, while the other racing vehicles can be heard intermittently. The audio features an aircraft engine, which produces a loud, continuous, mechanical sound. The wind sound is also audible throughout the audio.
A small tool motor buzzes and an adult male speaks.	The audio features a man speaking intermittently, with the sound of an electric shaver running throughout. There are also instances of a high-pitched beeping sound.
A mid-size motor vehicle engine is idling.	The audio primarily consists of the sound of a large truck engine idling, with occasional engine revving sounds. There is also a high frequency, random-frequency content present throughout the audio.
Insect noises with people talking.	The audio features a child speaking, with the sound of insects and background noise throughout. There’s also a brief sound of a buzzing, repetitive cricket.
A very short spray and then silence after that.	The audio contains the sound of a spark and a hiss, which are often heard when a spark is created in a gas or a fluid.
Multiple dogs bark, people speak.	The audio features a dog barking and yipping, along with the sound of a television playing in the background. There’s also a conversation happening, with a woman speaking at certain intervals. Additionally, there are instances of a human voice and laughter.

Table 14: Examples of captions from AudioCaps and their most similar caption from AF-Synthetic.

MusicCaps caption	Most similar AF-Synthetic caption
The low quality recording features a ballad song that contains sustained strings, mellow piano melody and soft female vocal singing over it. It sounds sad and soulful, like something you would hear at Sunday services.	The audio features a calming piano melody and soft vocals.
A male voice is singing a melody with changing tempos while snipping his fingers rhythmically. The recording sounds like it has been recorded in an empty room. This song may be playing, practicing snipping and singing along.	The audio features a male voice, which is singing a catchy melody with a folk style.
This song contains digital drums playing a simple groove along with two guitars. ne strumming chords along with the snare the other one playing a melody on top. An e-bass is playing the footnote while a piano is playing a major and minor chord progression. A trumpet is playing a loud melody alongside the guitar. All the instruments sound flat and are being played by a keyboard. There are little bongo hits in the background panned to the left side of the speakers. Apart from the music you can hear eating sounds and a stomach rumbling. This song may be playing for an advertisement.	The audio features a synth, drums, and a guitar. The synth is playing a repetitive melody, the drums are playing a beat, and the guitar is strumming chords.
This clip is three tracks playing consecutively. The first one is an electric guitar lead harmony with a groovy bass line, followed by white noise and then a female vocalisation to a vivacious melody with a keyboard harmony, slick drumming, funky bass lines and male backup. The three songs are unrelated and unsynced.	The audio contains a distorted rock song, playing on top of acoustic drums. There are also sounds of a crowd and clapping, which contribute to the overall energetic and lively feel of the music.
A male singer sings this groovy melody. The song is a techno dance song with a groovy bass line, strong drumming rhythm and a keyboard accompaniment. The song is so groovy and serves as a dance track for the dancing children. The audio quality is very poor with high gains and hissing noise.	The audio features a strong bass and electronic drum beats, which are characteristic of this genre. There's also the sound of a female voice singing, which adds a unique element to the overall sound.
Someone is playing a high pitched melody on a steel drum. The file is of poor audio-quality.	The audio features a steelpan being played to music.
Low fidelity audio from a live performance featuring a solo direct input acoustic guitar strumming airy, suspended open chords. Also present are occasional ambient sounds, perhaps papers being shuffled.	The audio features the sustained, mellow strumming of a nylon string guitar in free time. There are also high pitched, thin strings being plucked.
The instrumental music features an ensemble that resembles the orchestra. The melody is being played by a brass section while strings provide harmonic accompaniment. At the end of the music excerpt one can hear a double bass playing a long note and then a percussive noise.	The audio features a variety of strings and brass instruments playing a fast melody.

C.3 TRAINING DATA FOR ETTA-VAE

Table 15 shows the training data of our ETTA-VAE.

Table 15: Datasets used for training ETTA-VAE.

Dataset	URL
HiFi-TTS	https://www.openslr.org/109/
MSP-PODCAST-Publish-1.9	https://ecs.utdallas.edu/research/researchlabs/msp-lab/MSP-Podcast.html
SIWIS	https://datashare.ed.ac.uk/handle/10283/2353
Spanish-HQ	https://openslr.org/72/
TTS-Portuguese-Corpus	https://github.com/Edresson/TTS-Portuguese-Corpus
VCTK	https://datashare.ed.ac.uk/handle/10283/3443
css10	https://github.com/Kyubyong/css10
indic-languages-tts-iiit-h	http://festvox.org/databases/iiit_voices/
l2arctic	https://psi.engr.tamu.edu/l2-arctic-corpus/
CREMA-D	https://github.com/CheyneyComputerScience/CREMA-D
emov-db	https://github.com/numediart/EmoV-DB
jl-corpus	https://github.com/tli725/JL-Corpus
ravdess	https://www.kaggle.com/datasets/uwrfkaggler/ravdess-emotional-speech-audio
tess	https://www.kaggle.com/datasets/ejlok1/toronto-emotional-speech-set-tess
AudioSet	https://research.google.com/audioset/download.html
Laion630k-audio (2022)	https://github.com/LAION-AI/audio-dataset
Clotho-AQA	https://zenodo.org/records/6473207
Clotho-v2	https://github.com/audio-captioning/clotho-dataset/tree/master
CochlScene	https://github.com/cochlearai/cochlscene
DCASE17Task4	https://dcase.community/challenge2017/task-large-scale-sound-event-detection-results
ESC-50	https://github.com/karolpiczak/ESC-50
FMA	https://github.com/mdeff/fma
FSD50k	https://zenodo.org/records/4060432
GTZAN	https://www.tensorflow.org/datasets/catalog/gtzan
IEMOCAP	http://sail.usc.edu/iemocap/
MACS	https://zenodo.org/records/5114771
MELD	https://github.com/declare-lab/MELD
MU-LLAMA	https://github.com/shansongliu/MU-LLaMA?tab=readme-ov-file
MagnaTagATune	https://mirg.city.ac.uk/codeapps/the-magnatagatune-dataset
Medley-solos-DB	https://zenodo.org/records/3464194
Music-AVQA	https://gewu-lab.github.io/MUSIC-AVQA/
MusicNet	https://www.kaggle.com/datasets/imsparsh/musicnet-dataset
NSynth	https://magenta.tensorflow.org/datasets/nsynth
NonSpeech7k	https://zenodo.org/records/6967442
OMGEmotion	https://www2.informatik.uni-hamburg.de/wtm/OMG-EmotionChallenge/
OpenAQA	https://github.com/YuanGongND/ltu?tab=readme-ov-file#openaqa-ltu-and-openasqa-ltu-as-dataset
SONYC-UST	https://zenodo.org/records/3966543
SoundDescs	https://github.com/akoepe/audio-retrieval-benchmark
UrbanSound8K	https://urbansounddataset.weebly.com/urbansound8k.html
VocalSound	https://github.com/YuanGongND/vocalsound
WavText5K	https://github.com/microsoft/WavText5K
AudioCaps	https://github.com/cdjkim/audiocaps
chime-home	https://code.soundsoftware.ac.uk/projects/chime-home-dataset-annotation-and-baseline-evaluation-code
common-accent	https://huggingface.co/datasets/DTU54DL/common-accent
maestro-v3	https://magenta.tensorflow.org/datasets/maestro
mtg-jamendo	https://github.com/MTG/mtg-jamendo-dataset
MUSDB-HQ	https://zenodo.org/records/3338373

D ADDITIONAL ABLATION STUDY ON ETTA-DiT

Table 16, 17, and 18 show additional ablation study of our architectural design and model capacity from ETta-DiT ($w_{\text{cfg}} = 3$). We discuss three additional setups we explored: setting a RoPE frequency base, the use of dropout, and the model size scalability assessment while CFG is turned on.

Table 16: Ablation study on the effect of other architectural designs of ETta on generation quality (evaluated on AudioCaps).

Ablation	FD _V ↓	FD _O ↓	FD _P ↓	KL _S ↓	KL _P ↓	IS _P ↑	CL _L ↑	CL _M ↑
ETTA	2.30	81.23	13.01	1.29	1.50	12.42	0.52	0.41
ETTA + rope_base = 512	2.25	79.49	12.64	1.32	1.51	12.45	0.52	0.41
ETTA + p_dropout = 0.0	2.30	76.30	13.04	1.28	1.50	12.27	0.53	0.41

Table 17: Ablation study on the effect of other architectural designs of ETta on generation quality (evaluated on MusicCaps).

Ablation	FD _V ↓	FD _O ↓	FD _P ↓	KL _S ↓	KL _P ↓	IS _P ↑	CL _L ↑	CL _M ↑
ETTA	2.08	96.46	12.15	0.88	1.08	2.93	0.51	0.52
ETTA + rope_base = 512	2.08	95.04	12.11	0.84	1.08	2.94	0.51	0.52
ETTA + p_dropout = 0.0	2.01	88.74	11.75	0.75	1.10	2.97	0.51	0.51

RoPE frequency base We decide to use rope_base=16384 which can be considered as significantly “longer” than the length ETta would usually be exposed to (up to 512 for text token

embedding, and 215 for the VAE latent window). This design is inspired by recent trends in LLM where applying longer `rope_base` during training helps improving extrapolation to longer sequence generation. Considering usual I/O length of ETTA, we also tried using shorter `rope_base=512`. We find that the early training loss is slightly better but the difference in objective metrics is small, mostly within an expected margin of error. While the shorter `rope_base` may have been sufficient, our final model uses the longer one towards scalability to longer text and audio window beyond what we have explored in this work.

Different RoPE frequency base does not affect the results significantly. However, we conjecture longer value can help for models with longer window.

Dropout Although turning off dropout $p_{\text{dropout}} = 0.0$ yields slightly better benchmark scores (FD scores and KL_S , for example) measured at 250k training steps, we decide to use $p_{\text{dropout}} = 0.1$ for the final model where we speculate that it may provide improved generalization and enhance robustness in parameter estimation, leading to a more robust model in real-world captions beyond benchmark datasets. We do not draw a conclusion that turning off dropout is better or worse in this work, and it remains to be seen if it would help or not as we scale data and model further.

Dropout does not affect the overall results significantly. We speculate that adding dropout could enhance robustness in parameter estimation as we scale the TTA models.

Table 18: Ablation study on the results of ETTA with different depths, widths, and kernel sizes (evaluated on AudioCaps). The classifier-free guidance $w_{\text{cfg}} = 3$. * Our best model choice.

Model	Size(B)	FD _V ↓	FD _O ↓	FD _P ↓	KL _S ↓	KL _P ↓	IS _P ↑	CL _L ↑	CL _M ↑
depth = 4	0.38	3.09	81.71	15.81	1.41	1.55	11.35	0.50	0.40
depth = 12	0.81	2.72	83.62	13.88	1.36	1.54	12.52	0.52	0.41
depth = 24*	1.44	2.30	81.23	13.01	1.29	1.50	12.42	0.52	0.41
depth = 36	2.08	2.61	75.51	12.37	1.30	1.49	12.24	0.52	0.40
width = 384	0.28	3.37	76.01	16.08	1.40	1.59	11.31	0.49	0.39
width = 768	0.52	2.72	77.97	14.32	1.33	1.55	12.62	0.51	0.40
width = 1536*	1.44	2.30	81.23	13.01	1.29	1.50	12.42	0.52	0.41
$k_{\text{convFF}} = 1^*$	1.44	2.30	81.23	13.01	1.29	1.50	12.42	0.52	0.41
$k_{\text{convFF}} = 3$	2.35	2.67	78.74	13.87	1.38	1.56	11.71	0.49	0.40

Scalability with Model Size while CFG turned on Table 18 shows additional result on the model size scaling experiment using $w_{\text{cfg}} = 3$. Compared to Table 10, the difference of metrics between model of different sizes is smaller. This suggests that while the quality of model grows with its total size, small models can also generate high-quality samples with CFG at a cost of having potentially lower diversity.

Classifier-free guidance helps smaller models to be closer to large models in objective metrics.

Table 19: Results on choice of sampler and number of sampling steps using AudioCaps test set. We used the main ETTA model trained for 1M steps and $w_{\text{cfg}} = 3$.

Sampler	Steps	NFE	FD _V ↓	FD _O ↓	FD _P ↓	KL _S ↓	KL _P ↓	IS _P ↑	CL _L ↑	CL _M ↑
Heun	100	199	2.40	79.60	12.09	1.20	1.41	13.57	0.55	0.42
Heun	50	99	2.31	79.24	12.00	<u>1.19</u>	1.41	13.61	0.55	0.43
Heun	25	49	2.38	80.06	12.20	1.18	<u>1.40</u>	<u>13.64</u>	0.55	0.43
Heun	10	19	2.38	85.27	12.22	1.21	<u>1.40</u>	<u>13.23</u>	0.55	0.43
Heun	5	9	2.72	97.45	13.27	1.27	1.43	12.22	0.52	0.42
Euler	200	200	2.35	79.77	12.26	1.19	1.41	13.56	0.55	0.43
Euler	100	100	<u>2.32</u>	80.67	12.10	1.18	1.42	13.90	0.55	0.43
Euler	50	50	2.36	81.49	11.83	1.18	1.39	13.45	0.55	0.43
Euler	20	20	2.44	90.85	12.36	<u>1.19</u>	1.39	13.15	0.54	0.42
Euler	10	10	3.11	112.65	14.74	1.31	1.43	11.46	0.50	0.42

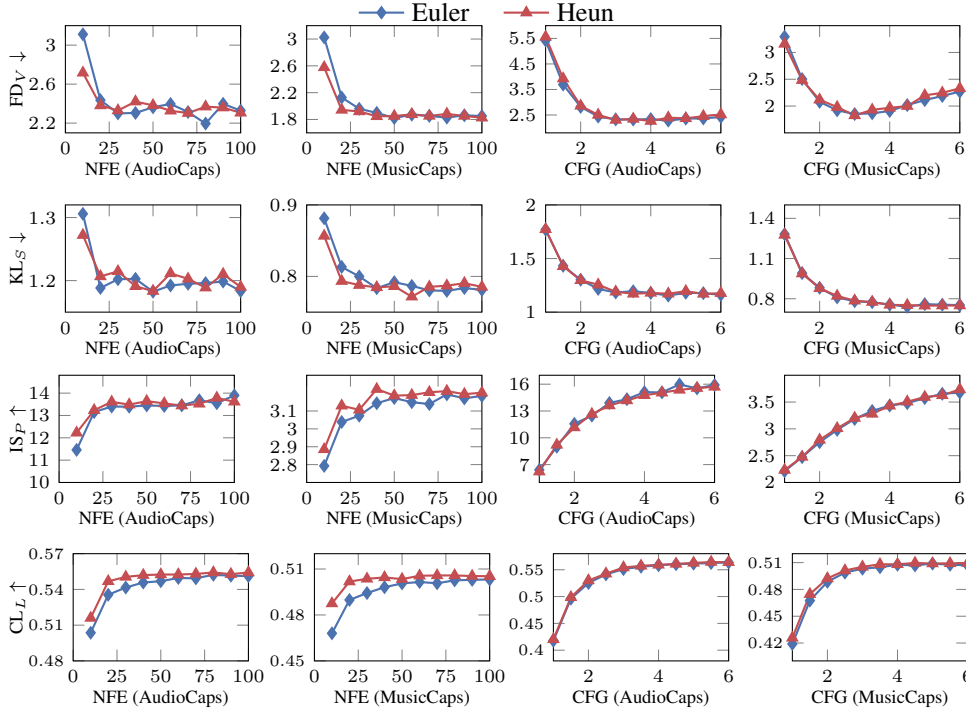


Figure 4: The effect of different sampling methods on the generation quality of ETTA on AudioCaps and MusicCaps. We investigate both Euler and Heun solvers. NFE: number of function evaluations. CFG: classifier-free guidance scale.

Full results on the sampling methods Table 19 and Figure 4 show the full results on the effect of sampling methods, including the solver, number of function evaluations, and classifier-free guidance.

Heun sampler is better than Euler at lower NFE under all metrics. Increasing w_{cfg} improves most objective metrics (KL, IS, and CL) except for FD.

Creative captions Table 20 contains the creative captions for subjective evaluation.

Table 20: List of imaginative captions used to generate creative audio.

Caption
A hip-hop track using sounds from a construction site—hammering nails as the beat, drilling sounds as scratches, and metal clanks as rhythm accents.
A saxophone that sounds like meowing of cat.
A techno song where all the electronic sounds are generated from kitchen noises—blender whirs, toaster pops, and the sizzle of cooking.
Dogs barking, birds chirping, and electronic dance music.
Dog barks a beautiful and fast-paced folk melody while several cats sing chords while meowing.
A time-lapse of a city evolving over a thousand years, represented through shifting musical genres blending seamlessly from ancient to futuristic sounds.
An underwater city where buildings hum melodies as currents pass through them, accompanied by the distant drumming of bioluminescent sea creatures.
A factory machinery that screams in metallic agony.
A lullaby sung by robotic voices, accompanied by the gentle hum of electric currents and the soft beeping of machines.
A soundscape with a choir of alarm siren from an ambulance car but to produce a lush and calm choir composition with sustained chords.
The sound of ocean waves where each crash is infused with a musical chord, and the calls of seagulls are transformed into flute melodies.
Mechanical flowers blooming at dawn, each petal unfolding with a soft chime, orchestrated with the gentle ticking of gears.
The sound of a meteor shower where each falling star emits a unique musical note, creating a celestial symphony in the night sky.
A clock shop where the ticking and chiming of various timepieces synchronize into a complex polyrhythmic composition.
An enchanted library where each book opened releases sounds of its story—adventure tales bring drum beats, romances evoke violin strains.
A rainstorm where each raindrop hitting different surfaces produces unique musical pitches, forming an unpredictable symphony.
A carnival where the laughter of children and carousel music intertwine, and the sound of games and rides blend into a festive overture.
A futuristic rainforest where holographic animals emit digital soundscapes, and virtual raindrops produce glitchy electronic rhythms.
An echo inside a cave where droplets of water create a cascading xylophone melody, and bats’ echolocation forms ambient harmonies.
A steampunk cityscape where steam engines puff in rhythm, and metallic gears turning produce mechanical melodies.

E ADDITIONAL EVALUATIONS ON SONGDESCRIBER

In this section, we run additional evaluations on the SongDescriber dataset (Manco et al., 2023). Table 21 includes the main results compared to baseline models. ETTA achieves the lowest FD_O and FD_P as well as the highest CLAP scores compared to baseline models. Table 22 compares the AF-AudioSet and AF-Synthetic training sets with no classifier-free guidance. Results indicate that ETTA trained with the larger AF-Synthetic leads to significantly better *out-of-distribution* (OOD) generation results than the smaller AF-AudioSet. Table 23 includes the human evaluation results. With only synthetic captions, ETTA matches the REL of Stable Audio Open, which is trained on numerous music data and captions.

Table 21: Main results of ETTA compared to SOTA baselines.

Model	$FD_V \downarrow$	$FD_O \downarrow$	$FD_P \downarrow$	$KL_S \downarrow$	$KL_P \downarrow$	$IS_P \uparrow$	$CL_L \uparrow$	$CL_M \uparrow$
AudioLDM2	3.40	335.37	16.02	0.74	0.78	1.93	0.42	0.45
AudioLDM2-large	2.51	324.38	10.50	0.67	0.75	1.95	0.44	0.48
TANGO-AF	3.37	233.32	21.49	0.79	0.88	1.96	0.43	0.44
Stable Audio Open	2.66	129.88	34.76	0.99	1.01	2.19	0.42	0.47
<i>ETTA</i>	2.84	95.66	9.98	0.80	0.76	2.15	0.44	0.53

Table 22: Ablation study on the results of ETTA trained on different datasets.

Dataset (million captions)	$FD_V \downarrow$	$FD_O \downarrow$	$FD_P \downarrow$	$KL_S \downarrow$	$KL_P \downarrow$	$IS_P \uparrow$	$CL_L \uparrow$	$CL_M \uparrow$
AF-AudioSet (0.16)	3.73	125.16	12.97	1.03	0.89	2.36	0.41	0.50
AF-Synthetic (1.35)	3.06	104.16	10.29	0.80	0.76	2.06	0.43	0.51

Table 23: Subjective Evaluation Result on SongDescriber with 95% Confidence Interval. OVL means the overall audio quality disregarding the caption, and REL means the relevance between audio and caption.

Model	Ground Truth	AudioLDM2-Large	TANGO-AF	Stable Audio Open	ETTA
OVL↑	4.37 ± 0.07	3.37 ± 0.10	3.32 ± 0.10	3.92 ± 0.10	3.70 ± 0.09
REL↑	4.26 ± 0.09	3.38 ± 0.11	3.36 ± 0.11	3.80 ± 0.10	3.79 ± 0.10

F MIXED OR NEGATIVE RESULTS

In this section, we document additional directions we explored when building ETTA inspired by previous work, but resulted in mixed or worse results in our study. Our goal is not to claim that the methods described below don’t work; again, we aim to provide a holistic understanding of design choices commonly found in the TTA literature and speculate that these have been ineffective specific to our experimental setup. We believe that below methods we explored hold the potential to improve results further in future work.

Table 24: Results on pretraining with the audio inpainting task vs. training from scratch. In either case, ETTA is trained on the TTA task for 250k steps.

Dataset	Pretrain	FD _V ↓	FD _O ↓	FD _P ↓	KL _S ↓	KL _P ↓	IS _P ↑	CL _L ↑	CL _M ↑
AudioCaps	✓	3.04	90.77	12.90	1.40	1.54	11.87	0.49	0.40
	✗	2.30	81.23	13.01	1.29	1.50	12.42	0.52	0.41
MusicCaps	✓	1.80	81.19	10.87	0.91	1.10	3.03	0.51	0.50
	✗	2.08	96.46	12.15	0.88	1.08	2.93	0.51	0.52

Pretraining TTA with audio inpainting This experiment is inspired by SpeechFlow (Liu et al., 2023a) that presented improvement of various speech tasks (e.g., Text-to-Speech (TTS)) by pretraining the flow matching model with an inpainting task using unlabeled data.

We follow the masking method in (Liu et al., 2023a) and concatenate the masked feature with the noisy input. Note that we do not feed the masked feature to cross-attention input, so the cross-attention parameters are not activated during pretraining. We pretrain the model with this inpainting task for 700k steps. Then, we reset the first input projection layer of DiT and optimizer, and switch to the main TTA task starting from the pretrained weight. We observe that the training loss starts much lower for the pretrained model.

Table 24 summarizes the benchmark results with or without the inpainting as pretraining task. We find that the result is mixed where AudioCaps result worsened and some MusicCaps metrics improved such as FD and IS. We speculate that the pretrained weight focuses more on the music signal because of our unlabeled audio collection has a higher proportion of music compared to speech. We also conjecture that the result would be different if we use the masked feautre to the cross-attention input in pretraining stage instead of concatenation.

Pretraining with the audio inpainting task produces mixed results, possibly due to data imbalance or sub-optimal implementation details.

While the current experimental setup did not bring positive result, we believe that introducing multiple tasks into a single model will enable a generalist model. We leave exploring alternative ways to ingest the inpainting task into better TTA to future work.

Choice of Text Encoder Many previous works have implemented different text encoders for TTA, but the results are mixed. Researchers have experimented with various models such as BERT, T5, and CLAP to find the optimal text encoder for improving TTA result (Liu et al., 2023b; 2024; Ghosal et al., 2023; Melechovsky et al., 2023; Majumder et al., 2024; Huang et al., 2023c;a). We also explore the text encoder choice in a controlled environment, where we train multiple models with different text encoders. We consider T5-base, T5-large, FLAN-T5-base, and FLAN-T5-large. In addition, we experiment with a dual text encoder setup (Huang et al., 2023a; Liu et al., 2024; Haji-Ali et al., 2024) by using CLAP as additional global text embedding. We use a different CLAP checkpoint (LAION’s music_audioset_epoch_15_esc_90.14) to the benchmark CLAP models (CL_L and CL_M) to rule out a possibility of inflated result from the same representation. In this experiment, we

Table 25: Effects of different text encoders in ETTA (evaluated on AudioCaps). We initialize the model weights from a checkpoint that is pretrained on the audio inpainting task for 700k steps. We then train each model on the TTA task for 300k steps.

Enc _{T5}	Enc _{clap}	FD _V ↓	FD _O ↓	FD _P ↓	KL _S ↓	KL _P ↓	IS _P ↑	CL _L ↑	CL _M ↑
T5-base	✗	2.85	91.81	12.93	1.42	1.57	12.57	0.49	0.40
T5-base	✓	3.08	85.40	12.87	1.42	1.58	11.91	0.48	0.39
T5-large	✗	6.10	213.71	16.80	1.61	1.63	11.91	0.45	0.36
T5-large	✓	7.05	219.93	18.73	1.67	1.74	9.44	0.43	0.35
FLAN-T5-base	✗	2.43	80.67	13.01	1.50	1.61	13.26	0.48	0.40
FLAN-T5-base	✓	2.95	84.08	13.51	1.50	1.62	11.37	0.47	0.39
FLAN-T5-large	✗	3.53	103.15	15.94	1.63	1.70	10.60	0.45	0.38
FLAN-T5-large	✓	3.19	81.64	13.28	1.52	1.63	11.80	0.47	0.39

start training with a pretrained weight from the inpainting task for 700k training steps,¹³ and trained each model with different text encoder for 300k steps.

Table 25 summarizes the result on different text encoder choices evaluated on AudioCaps. Unfortunately, we were not able to discover noticeably better choice compared to others. Nevertheless, we find interesting observations: 1) FLAN-T5-base scores relatively better than T5-base for FD_V and FD_O, but the opposite can be observed for other metrics such as KL_S. 2) for our setup, we have not found strong evidence that dual text encoder with CLAP is better; it worsened most metrics except for FLAN-T5-large. 3) larger T5 encoder may not necessarily be better in improving results, where base model generally scored better metrics than large model. T5-large showed surprisingly worse result compared to others for two independent training runs (with or without CLAP). While this seems counter-intuitive, it also suggests that the optimal choice of text encoder would depend on other factors such as training dataset and the main TTA model capacity at hand.

No single text encoder consistently outperformed others. The effectiveness of text encoders seems to depend on specific metrics and setup. Larger text encoders do not always lead to better results.

 Table 26: Results on AutoGuidance (evaluated on AudioCaps). We use our best 1.44B ETTA model (trained for 1M steps). Model_{ag} denotes the bad model used for AutoGuidance. Same: same 1.44B model architecture as ETTA. XS: the smallest 0.28B model using width=384.

Model _{ag} (steps)	w _{cfg}	w _{ag}	FD _V ↓	FD _O ↓	FD _P ↓	KL _S ↓	KL _P ↓	IS _P ↑	CL _L ↑	CL _M ↑
-	1	-	5.42	93.03	25.33	1.77	2.00	6.41	0.42	0.34
XS (50k)	1	2	2.52	86.14	14.51	1.63	1.73	9.10	0.51	0.38
XS (50k)	3	2	2.22	80.24	12.15	1.20	1.41	13.64	0.55	0.43
XS (100k)	1	2	2.81	83.52	14.19	1.63	1.72	8.54	0.50	0.38
XS (100k)	3	2	2.92	94.08	14.15	1.37	1.49	13.83	0.55	0.42
Same (100k)	1	2	3.77	91.79	16.49	1.58	1.78	7.63	0.48	0.37
Same (100k)	3	2	3.64	81.85	12.72	1.27	1.50	13.80	0.56	0.42
-	3	-	2.32	80.67	12.10	1.18	1.42	13.90	0.55	0.43

Table 27: Results on AutoGuidance (evaluated on MusicCaps). We use our best 1.44B ETTA model (trained for 1M steps). We report the results using the best combination according to Table 26.

Model _{ag}	w _{cfg}	w _{ag}	FD _V ↓	FD _O ↓	FD _P ↓	KL _S ↓	KL _P ↓	IS _P ↑	CL _L ↑	CL _M ↑
-	1	-	3.29	101.15	19.89	1.28	1.43	2.21	0.42	0.46
XS (50k)	1	2	2.55	104.43	13.17	1.12	1.32	2.59	0.48	0.49
XS (50k)	3	2	1.90	97.63	9.83	0.78	1.03	3.19	0.50	0.53
-	3	-	1.85	98.19	9.82	0.78	1.03	3.18	0.50	0.53

¹³We launched this experiment based on the preliminary observation of the lower training loss. We speculate that the observation would not change if we train the models from scratch.

Autoguidance Recently, (Karras et al., 2024) showed that the improvement in perceptual quality of CFG stems from its ability to eliminate unlikely outlier samples, but it may reduce diversity from over-emphasis. They proposed a new way of guiding the model, called *autoguidance*, that uses a bad version of the same model (either by under-training and/or with smaller model) that increases diversity while ensuring high-quality output as follows (omitting the condition c for brevity):

$$v_{\theta}(x_t, t) = v_{\theta_{\text{ag}}}(x_t, t) + w_{\text{ag}} \cdot (v_{\theta}(x_t, t) - v_{\theta_{\text{ag}}}(x_t, t)),$$

where θ_{ag} denotes a bad model and w_{ag} is the scale for autoguidance. Same as CFG, $w_{\text{ag}} = 1$ disables the guidance and $w_{\text{ag}} > 1$ amplifies the main model’s prediction.

We conducted experiments applying autoguidance to evaluate its effectiveness to our TTA setup. The results are in Tables 26 and 27. From our grid search of w_{ag} from 1 to 2.5 with 0.25 interval, $w_{\text{ag}} = 2$ provided the best possible metrics.

Subjectively, we observed that while autoguidance could produce more diverse audio samples corroborating (Karras et al., 2024), but these samples sometimes lacked realism. We find that the method is sensitive to the choice of the bad model and its guidance scale w_{ag} . In terms of improving benchmark results, despite our best efforts and various combinations including different bad models (either under-trained versions or smaller models) and guidance scales, we were unable to identify a setup that clearly outperforms plain CFG with $w_{\text{cfg}} = 3$. Similar benchmark metrics could only be achieved by combining both CFG and autoguidance, but at an increased cost with 2x NFE.

We conjecture that our search space may have been incomplete. However, we do observe noticeable increase in diversity from autoguidance where the same ETTA checkpoint can sometimes generate even more “interesting” samples, so we believe autoguidance holds its potential towards creativity. We leave exploring recently proposed methods for sampling from the model for better TTA results in future work.

AutoGuidance increases diversity but does not consistently outperform CFG in objective metrics. It shows potential for diversity, though its effectiveness is sensitive to model and scale choices.

Min-SNR- γ training strategy (Hang et al., 2023) We use $\gamma = 5$ per convention, and trained ETTA-DiT for 250k steps with the v -diffusion objective. Results can be found in Table 28 and 29 ($w_{\text{cfg}} = 3$). Most metrics became worse, but and FD_O and IS_P are slightly better in music generation.

Table 28: Additional Results on training strategies (evaluated on *AudioCaps*).

Ablation	$\text{FD}_V \downarrow$	$\text{FD}_O \downarrow$	$\text{FD}_P \downarrow$	$\text{KL}_S \downarrow$	$\text{KL}_P \downarrow$	$\text{IS}_P \uparrow$	$\text{CL}_L \uparrow$	$\text{CL}_M \uparrow$
Stable Audio Open	3.60	105.88	38.27	2.23	2.32	12.09	0.35	0.34
+ AF-Synthetic	2.49	86.13	18.50	1.58	1.74	14.96	0.47	0.40
+ ETTA-DiT	2.66	90.26	16.43	1.29	1.47	14.49	0.53	0.42
+ Min-SNR- γ ($\gamma = 5$)	3.80	100.86	18.00	1.36	1.56	13.85	0.52	0.40

Table 29: Additional Results on training strategies (evaluated on *MusicCaps*).

Ablation	$\text{FD}_V \downarrow$	$\text{FD}_O \downarrow$	$\text{FD}_P \downarrow$	$\text{KL}_S \downarrow$	$\text{KL}_P \downarrow$	$\text{IS}_P \uparrow$	$\text{CL}_L \uparrow$	$\text{CL}_M \uparrow$
Stable Audio Open	3.51	127.20	36.42	1.32	1.56	2.93	0.48	0.49
+ AF-Synthetic	3.20	103.59	14.59	1.00	1.20	3.19	0.50	0.52
+ ETTA-DiT	2.34	98.19	12.48	0.82	1.06	3.30	0.50	0.52
+ Min-SNR- γ ($\gamma = 5$)	2.48	97.44	13.04	0.89	1.12	3.66	0.50	0.50

CFG on a limited interval (Kynkäänniemi et al., 2024) We remove CFG for the initial 40% of diffusion steps and then apply CFG for the remaining 60% steps. We inference and evaluate both with and without AutoGuidance. Results can be found in Table 30 and 31. Most metrics became worse, but is slightly better in audio generation using the small (XS) model.

Table 30: Additional Results on Guidance on Limited Interval (evaluated on AudioCaps).

Model _{ag} (steps)	w_{cfg}	w_{ag}	FD _V ↓	FD _O ↓	FD _P ↓	KL _S ↓	KL _P ↓	IS _P ↑	CL _L ↑	CL _M ↑
–	1	–	5.42	93.03	25.33	1.77	2.00	6.41	0.42	0.34
XS (50k)	3	2	2.22	<u>80.24</u>	12.15	<u>1.20</u>	1.41	<u>13.64</u>	0.55	0.43
+ CFG @ [0, 0.6]	3	2	2.78	89.18	11.74	1.44	1.59	10.59	0.54	0.40
–	3	–	2.32	80.67	<u>12.10</u>	1.18	<u>1.42</u>	13.90	0.55	0.43
+ CFG @ [0, 0.6]	3	–	4.61	93.28	16.13	1.45	1.66	8.35	0.48	0.38

Table 31: Additional Results on Guidance on Limited Interval (evaluated on MusicCaps).

Model _{ag}	w_{cfg}	w_{ag}	FD _V ↓	FD _O ↓	FD _P ↓	KL _S ↓	KL _P ↓	IS _P ↑	CL _L ↑	CL _M ↑
–	1	–	3.29	101.15	19.89	1.28	1.43	2.21	0.42	0.46
XS (50k)	3	2	1.90	97.63	9.83	0.78	1.03	3.19	0.50	0.53
+ CFG @ [0, 0.6]	3	2	2.31	102.66	11.40	1.02	1.26	2.79	0.49	0.50
–	3	–	1.85	<u>98.19</u>	9.82	0.78	1.03	3.18	0.50	0.53
+ CFG @ [0, 0.6]	3	–	2.88	100.18	16.43	1.12	1.27	2.37	0.44	0.48

G VOCODER/AUTOENCODER RECONSTRUCTION RESULTS

Table 32 and 33 show objective results of our VAE we used (ETTA-VAE) in this work. Our 44kHz stereo VAE is identical to the one used in Stable Audio Open (Evans et al., 2024b), but trained from scratch using our large-scale unlabeled audio collection based on public datasets. We also attach BigVGAN-v2 (Lee et al., 2023), the state-of-the-art mel spectrogram vocoder in 44kHz mono, as a reference of waveform reconstruction quality from the models.

Despite being 4x lower in latent frame rate (21.5Hz) compared to conventional mel spectrogram vocoder (86Hz), ETTA-VAE shows competitive reconstruction quality. It matches the quality of Stable Audio Open-VAE on music data (MUSDB18-HQ (Rafii et al., 2017)) and outperforms on speech data (LibriTTS (Zen et al., 2019)), because our dataset contains considerably high portion of speech signals.

Our ETTA-VAE matches or exceeds the reconstruction quality of Stable Audio Open’s VAE. This is because we use larger-scale public audio datasets.

Table 32: Comparison of waveform vocoder/auto-encoder on LibriTTS (dev-clean and dev-other).

Model	Framerate	PESQ↑	UTMOS↑	ViSQOL↑	M-STFT↓	SI-SDR↑
Ground Truth	-	4.64	3.86	4.73	–	–
BigVGAN-v2	86 Hz	4.14	3.73	4.69	0.71	-7.86
Stable Audio Open-VAE	21.5 Hz	2.75	3.13	4.31	1.00	7.15
ETTA-VAE	21.5 Hz	3.18	3.76	4.37	0.79	9.92

Table 33: Comparison of waveform vocoder/autoencoder on MUSDB18-HQ test set.

Model	Framerate	ViSQOL↑	M-STFT↓	SI-SDR↑
Ground Truth	-	4.73	–	–
BigVGAN-v2	86 Hz	4.63	0.94	-22.06
Stable Audio Open-VAE	21.5 Hz	4.25	1.00	9.34
ETTA-VAE	21.5 Hz	4.27	0.95	10.59