

Fluid-particle interactions and fluctuation-dissipation relations II

- Gaussianity and Gaussianity breaking

Chiara Pezzotti,^{1,*} Massimiliano Giona,^{1,†} and Giuseppe Procopio^{1,‡}

¹*Facoltà di Ingegneria, La Sapienza Università di Roma,
via Eudossiana 18, 00184, Roma, Italy*

(Dated: December 30, 2024)

Abstract

The analysis of fluctuation-dissipation relations developed in Giona et al. (2024) for particle hydromechanics is extended to stochastic forcings alternative to Wiener processes, with the aim of addressing the occurrence of Gaussian equilibrium densities or alternatively the breaking of the Gaussian paradigm at equilibrium. Preliminarily, it is discussed how the determination of the fluctuational patterns starting from the Gaussian approach to Markov processes is practically unfeasible, and the moment analysis provides the simplest way to achieve it. We show the existence of an uncountable family of white-noise processes, different from the distributional derivatives of Wiener processes, and satisfying the requirement of fluctuational independence, i.e. the basic assumption on thermal fluctuations in the Kubo theory based on the Langevin condition. The importance of this extension is that it may provide a transition from mesoscopic to microscopic (event-based) stochastic modeling. In this framework, the derivatives of Wiener processes constitute a very peculiar, albeit continuous, element of this class. The fluctuational patterns driven by non-Wiener stochastic forcings display in general non-Gaussian velocity fluctuations at equilibrium, and the Gaussian case is recovered in the limit of small perturbations. Finally, a fully hydromechanic approach to anomalous diffusion is provided, both in the subdiffusive and in the superdiffusive cases.

* chiara.pezzotti@unroma1.it

† massimiliano.giona@uniroma1.it

‡ giuseppe.procopio@uniroma1.it

I. INTRODUCTION

In [1], henceforth referred to as part I, we have developed a simple and complete formulation of the Fluctuation-Dissipation (FD) relations, focused on the explicit and analytic representation of particle hydromechanics in any linear complex fluid and flow conditions, consistent with the basic assumption of the fluctuational independence of the stochastic perturbations [2, 3]. This has led to the introduction of the concept of fluctuational patterns driven by distributional derivatives of Wiener processes. Particularly important in this approach is the boundedness of fluid-inertial memory kernels, deriving from viscoelastic modeling of the fluid and stemming from the finite propagation velocity of shear stresses [4].

The stochastic representation of the thermal force is referred to as the Fluctuation-Dissipation relation of the third kind (FD3k, for short). Within the decomposition of the hydrodynamic effects into dissipative and fluid-inertial contributions, the most “conservative” assumption regarding the elementary stochastic processes in the representation of the FD3k has been assumed in part I, by choosing them as distributional derivatives of Wiener processes (Wiener ansatz).

Albeit this assumption is commonly accepted, as it is in line with the classical stochastic formulation of statistical physics [5, 6] and its extension to non-equilibrium phenomena [7, 8], it still remains a mathematical ansatz to be justified and argued, case by case, on physical grounds. The Wiener ansatz leads necessarily to Gaussian equilibrium probability density functions (pdf) [9]. Nevertheless, other, physically plausible models are possible, and this article addresses this issue. This is particularly important in order to connect the classical thermodynamics and transport theory developed for fluid phases in “non-extreme conditions” (ambient temperature, atmospheric pressure, etc.) with the models of athermal systems that display anomalies with respect to the Gaussian paradigm [10, 11], underlying the analogies and pinpointing the differences.

Consider the motion of a spherical particle in a quiescent fluid (Brownian motion) [12–14]. In linear hydrodynamic regimes (corresponding either to the Stokes regime, where the response of the fluid is instantaneous, or to the time-dependent Stokes regime in which the inertia of the fluid is accounted for by explicitly considering the derivative of the fluid velocity in the hydrodynamic equations) [15], it is described by the evolution equation for

the particle velocity $v(t)$

$$m \frac{dv(t)}{dt} = \mathcal{L}[v(t)] + R(t) \quad (1)$$

where $\mathcal{L}[v(t)]$ is a linear functional of the velocity and $R(t)$ the stochastic thermal force, as extensively addressed in part I. The basic statistical condition in the assessment of fluctuation-dissipation relations is that the thermal force $R(t)$ is statistically independent of $v(t')$ for any $t' \leq t$ [2, 3]. This leads to the Langevin condition

$$\langle R(t) v(t') \rangle = 0, \quad t' \leq t \quad (2)$$

that is also the main assumption in Linear Response Theory (LRT). From eq. (2), the evolution of the velocity autocorrelation function follows, and it is possible to derive out of it the conditions for the modal stochastic contributions, i.e. for the elementary stochastic forcings acting in the fluctuational patterns, addressed in part I. The latter conditions are automatically fulfilled if the modal stochastic forces are expressed as distributional derivatives of independent Wiener processes. However, this choice does not constitute the unique representation for them, and the analysis and the implications of this fact are one of the main goals of the present article. In point of fact, the non-uniqueness in the representation of the stochastic thermal forces opens up new physical issues, essentially suggesting a more detailed characterization of the statistics of particle fluctuations [16].

The introduction of other classes of stochastic forcing deviating from the Wiener ansatz can be easily imbedded within the fluctuational patterns. The conceptual importance of this extension is that it makes it possible to generalize the analysis of fluctuations from a mesoscopic level, associated with the “collective description” encompassed by the Wiener ansatz and stemming from Central Limit Theorem (CLT), to a microscopic level, where the fluctuations describe elementary random events. This issue is addressed in Sections II and III. The main phenomenological implication of this extension is that the equilibrium velocity pdfs are no longer Gaussian, and Gaussianity can be recovered in the limit of small perturbations.

The scope of this article is to analyze the relation between FD theory and equilibrium Gaussianity (in the meaning stated above). Obviously, the extension to other non-Wiener classes of stochastic forcings is a central issue in this regard. For the sake of completeness two other topics should be also carefully addressed. The first one is the methodological use of Gaussianity in deriving FD3k, i.e. the use of the Gaussian nature of equilibrium densities

to enforce from it the values of the intensities of the stochastic forcings. This is analyzed in Section II and it is shown that the moment approach, thoroughly developed in part I, is, by far, the simplest and most streamlined way to achieve this goal.

The other crucial point is the extension of particle hydromechanics beyond the regular-diffusion case, i.e. to address fluid-particle interactions leading to an emergent anomalous diffusive motion for which the mean square displacement deviates from a long-term linear scaling with time. Anomalous behaviours have been observed in many complex and crowded media [17–19]. The formulation of a global fluctuation-dissipation relation in the anomalous case (subdiffusive motion) is due to Mason and coworkers [20–22] (see also [23–25]) and is customarily referred to as the Generalized Stokes-Einstein Relation (GSER). Recent advancements have further extended the theoretical underpinnings and applications of the GSER. For instance, McKinley and Nguyen [26] demonstrated how the structure of the memory kernel in the GLE can determine the long-term subdiffusive behaviour of the mean square displacement, providing a rigorous framework for analyzing viscoelastic diffusion. Ferreira [27] proposed a scaling method for systems with memory, offering new analytical tools to classify and interpret different diffusion regimes, including subdiffusion and superdiffusion, within the GSER context. Furthermore, Tuladhar et al. [28] investigated anomalous relaxations driven by non-Poisson renewal processes, showing how distinct memory structures influence the dynamics, both from a GLE perspective and through alternative approaches like subordination.

In this article we focus on the hydromechanic theory of anomalous motion, starting from the properties of the dissipative and fluid-inertial kernels, $h(t)$ and $k(t)$ introduced in part I, and the resulting equilibrium velocity pdf. While, as expected, subdiffusive motion is recovered in the presence of long-tailed dissipative kernels the time-integrals of which diverge, superdiffusive motion necessarily implies the absence of dissipation and long-tailed fluid-inertial kernels.

The article is organized as follows. Section II discusses the occurrence of Gaussian distributions in the case of the Wiener-based formulation of the FD3k addressed in part I. It briefly reviews the classical formulation of fluctuation-dissipation relations for Gaussian Markovian processes [9], and the differences with respect to the moment approach developed in part I. Section III analyzes the occurrence of other classes of stochastic processes fulfilling the requirement of fluctuational independence eq. (2) [14], corresponding to the distribu-

tional derivatives of Markovian or semi-Markovian compound counting processes [29, 30]. Section IV develops the FD3k relations in the case of Markovian processes, while Section V analyzes the extensions to semi-Markov processes. Several examples are analyzed, and the Gaussianity breaking of the associated pdf discussed in detail. Section VI unifies all the cases treated in Sections IV and V as a generalization of the the fluctuational patterns defined in part I. Finally, Section VII develops the hydromechanic theory of anomalous diffusion.

II. GAUSSIANTY AND FD

All the fluctuational patterns analyzed in part I are driven by distributional derivatives of Wiener processes and lead to Gaussian equilibrium pdfs. To make an example, consider the case of dissipative memory effects in the nondimensional formulation in which the equilibrium velocity variance is normalized to 1 (see part I for a detailed description of this model arising from a dissipative memory kernel $h(t) = \sum_{h=1}^{N_d} a_h e^{-\lambda_h t}$, $a_h, \lambda_h > 0$, $h = 1, \dots, N_d$), the dynamic equations of which are expressed by

$$\begin{aligned} \frac{dv}{dt} &= - \sum_{h=1}^{N_d} a_h \theta_h \\ \frac{d\theta_h}{dt} &= -\lambda_h \theta_h + v + \sqrt{2} b_h \xi_h(t), \quad h = 1, \dots, N_d \end{aligned} \quad (3)$$

where the fulfillment of the Langevin condition eq. (2) provides $b_h = \sqrt{\lambda_h/a_h}$, $h = 1, \dots, N_d$. In this case, since the equilibrium mixed moments of the dissipative degrees of freedom $\{\theta_h\}_{h=1}^{N_d}$ are given by

$$m_{\theta_h \theta_k}^* = \sigma_h^2 \delta_{h,k}, \quad \sigma_h^2 = \frac{1}{a_h} \quad (4)$$

and since $m_{vv}^* = 1$ at equilibrium, it is easy to prove, from the properties of the resulting Fokker-Planck equation, that the equilibrium distribution $p^*(v, \boldsymbol{\theta})$ attains the form

$$p^*(v, \boldsymbol{\theta}) = A e^{-v^2/2} \prod_{h=1}^{N_d} e^{-\theta_h^2/2\sigma_h^2} \quad (5)$$

where A is a normalization constant. In a similar way, in the presence of both dissipative and fluid-inertial memory effects, described by the internal dissipative $\{\theta_h\}_{h=1}^{N_d}$, and fluid-inertial

$\{z_\alpha\}_{\alpha=1}^{N_i}$ variables, the nondimensional equations of motion attain the form

$$\begin{aligned}\frac{dv}{dt} &= -\left(\sum_{\alpha=1}^{N_i} \gamma_\alpha\right)v - \sum_{h=01}^{N_d} a_h \theta_h + \sum_{\alpha=1}^{N_i} \gamma \mu_\alpha z_\alpha + \sqrt{2} \sum_{\alpha=1}^{N_i} d_\alpha \xi'_\alpha(t) \\ \frac{d\theta_h}{dt} &= -\lambda_h \theta_h + v + \sqrt{2} b_h \xi_h(t) \\ \frac{dz_\alpha}{dt} &= -\mu_\alpha z_\alpha + v + \sqrt{2} c_\alpha \xi'_\alpha(t)\end{aligned}\tag{6}$$

The parameters b_h , c_α and d_α modulating the intensity of the Wiener forcings are derived in part I from eq. (2) and the equilibrium density $p^*(v, \boldsymbol{\theta}, \mathbf{z})$ is also Gaussian

$$p^*(v, \boldsymbol{\theta}, \mathbf{z}) = A e^{-v^2/2} \prod_{h=1}^{N_d} e^{-\theta_h^2/2\sigma_h^2} \prod_{\alpha=1}^{N_i} e^{-z_\alpha^2/2s_\alpha^2}\tag{7}$$

where the σ_h^2 's are given by eq. (4) and

$$s_\alpha^2 = \frac{c_\alpha^2}{\mu_\alpha} = \frac{1}{\gamma_\alpha \mu_\alpha} \quad \alpha = 1, \dots, N_i\tag{8}$$

A. FD for Gaussian Markovian processes

In the light of these properties, the analysis developed in part I for determining the FD3k representation could be in principle deduced from the FD relations for Markovian processes analyzed by Stratonovich [9], which are briefly reviewed below.

Consider the Fokker-Planck equation for a generic Markovian model, defined by the state variable $\mathbf{y} = (y_1, \dots, y_n)$ and expressed by a second-order parabolic equation for the pdf $p(\mathbf{y}, t)$,

$$\frac{\partial p}{\partial t} = \sum_{i=1}^n \frac{\partial}{\partial y_i} \left(\sum_{j=1}^n d_{ij} y_j p \right) + \frac{1}{2} \sum_{i,j=1}^n K_{ij} \frac{\partial^2 p}{\partial y_i \partial y_j}\tag{9}$$

where a linear deterministic contribution (in our case stemming from hydrodynamic interactions) defined by the matrix \mathbf{d} , the entries of which are d_{ij} , has been included. The matrix \mathbf{d} is positive semidefinite i.e., all the eigenvalues admit non negative real part. The Fokker-Planck equation (9) admits a Gaussian equilibrium distribution $p^*(\mathbf{y})$,

$$p^*(\mathbf{y}) = A \exp \left[-\frac{1}{2} \sum_{i,j=1}^n a_{ij} y_i y_j \right]\tag{10}$$

where the matrix \mathbf{a} , with entries a_{ij} , is related to the symmetric matrix \mathbf{M} , $M_{ij} = \langle y_i y_j \rangle_{\text{eq}} = m_{y_i y_j}^*$ of the second-order moments at equilibrium by the relation

$$\mathbf{a} = \mathbf{M}^{-1}\tag{11}$$

Substituting eq. (10) into eq. (9) at steady state, the expression for the “diffusivity” matrix \mathbf{K} (we use, freely this diction although the entries of \mathbf{K} do not possess the physical dimensions of a square-length per time) follows

$$K_{ij} = \sum_{h=1}^n d_{ih} M_{hj} + \sum_{h=1}^n d_{jh} M_{ih} \quad (12)$$

or in matrix form

$$\mathbf{K} = \mathbf{d} \mathbf{M} + \mathbf{M} \mathbf{d}^T \quad (13)$$

where “ T ” indicates transpose. Eq. (13) represents the more general FD relation according to Stratonovich.

B. Application to FD3k

In principle, one could apply this result in order to derive FD3k, i.e. a specific representation of the stochastic perturbation as addressed by Stratonovich. The Stratonovich route to FD3k, that can be referred to as the Gaussian approach reads as follows: given \mathbf{d} , i.e. the hydromechanic $N \times N$ interaction matrix, assume a functional form of the moment matrix \mathbf{M} consistent with the Langevin condition, such that the resulting “diffusivity matrix \mathbf{K} defined by eq. (13) would be symmetric and positive semidefinite. Once a candidate for \mathbf{K} fulfilling these two properties has been found, the stochastic perturbation defining FD3k follows simply as $\mathbf{K}^{1/2} \boldsymbol{\xi}(t)$, where $\boldsymbol{\xi}(t) = (\xi_1, \dots, \xi_N(t))$ is the distributional derivative of a N -dimensional Wiener process.

However, the implementation of this approach is not so simple, as problems arise in the practical application of this formalism in order to derive the structure of the stochastic perturbation. To make a simple example, consider the case of dissipative memory in the presence of a single mode, where

$$\mathbf{y} = \begin{pmatrix} y_1 \\ y_2 \end{pmatrix} = \begin{pmatrix} v \\ \theta_1 \end{pmatrix}, \quad \mathbf{d} = \begin{pmatrix} 0 & 1 \\ -1 & \lambda_1 \end{pmatrix} \quad (14)$$

and $\lambda_1 > 0$. Since $\langle y_1^2 \rangle_{\text{eq}} = \langle v^2 \rangle_{\text{eq}} = 1$, and $\langle y_1 y_2 \rangle_{\text{eq}} = \langle v \theta_1 \rangle_{\text{eq}} = 0$, the moment matrix \mathbf{M} is given by

$$\mathbf{M} = \begin{pmatrix} 1 & 0 \\ 0 & \sigma^2 \end{pmatrix} \quad (15)$$

where $\sigma^2 = \langle y_2^2 \rangle_{\text{eq}} = \langle \theta_1^2 \rangle_{\text{eq}}$ is the squared variance of the dissipative degree of freedom θ_1 at equilibrium, and is a parameter to be determined. In principle σ^2 could attain any positive value, and given σ^2 , the expression for the diffusivity matrix \mathbf{K} follows. In the present case, from eqs. (13)-(14) the matrix \mathbf{K} attains the form

$$\mathbf{K} = \begin{pmatrix} 0 & \sigma^2 - 1 \\ \sigma^2 - 1 & 2 \lambda_1 \sigma^2 \end{pmatrix} \quad (16)$$

Both from physical and mathematical reasons the matrix \mathbf{K} should be positive semidefinite as otherwise: (i) an equilibrium solution could not exist; (ii) it would not exist a square 2×2 matrix \mathbf{b} such that $\mathbf{K} = \mathbf{b}^2$, and consequently it would not exist a stochastic representation of the dynamics

$$d\mathbf{y} = -\mathbf{d} dt + \mathbf{b} d\boldsymbol{\xi}(t) \quad (17)$$

where $\boldsymbol{\xi}(t) = (\xi_1(t), \xi_2(t))$, the entries of which are distributional derivatives of independent Wiener processes. Indeed, eq. (17), with the specification of the matrix \mathbf{b} , represents in this case the solution of the FD3k-problem. Since $\text{Tr}(\mathbf{K}) = 2 \lambda_1 \sigma^2 > 0$, and $\text{Det}(\mathbf{K}) = -(\sigma^2 - 1)^2$, the matrix \mathbf{K} is not positive semidefinite unless that for $\sigma = 1$, for which it reduces to

$$\mathbf{K} = \begin{pmatrix} 0 & 0 \\ 0 & 2 \lambda_1 \end{pmatrix} \quad \Rightarrow \quad \mathbf{b} = \begin{pmatrix} 0 & 0 \\ 0 & \sqrt{2 \lambda_1} \end{pmatrix} \quad (18)$$

and this provides the correct representation of the dynamics as derived in part I.

The generalization of this simple case to a spectrum of relaxation rates and to the inclusion of fluid inertial effects shows clearly the practical shortcomings of this approach. In a higher-dimensional case, the moments are not known *a-priori*, and their admissible values should be determined by the condition that the diffusivity matrix \mathbf{K} should be positive semidefinite in order to satisfy the physical condition of existence of an equilibrium state and to provide a stochastic model for the process. This approach, either in the dissipative case when N_d becomes large and $\mathbf{y} = (v, \boldsymbol{\theta})$ or *a fortiori* in the dissipative/inertial case where both N_d and N_i are large and $\mathbf{y} = (v, \boldsymbol{\theta}, \mathbf{z})$ becomes extremely difficult, if not unfeasible, to pursue. Moreover, it cannot be applied in the presence of a continuous spectrum of relaxation rates.

On the other hand, the direct representation of the stochastic dynamics in terms of evolution equations for $v, \boldsymbol{\theta}, \mathbf{z}$ ($v, \boldsymbol{\theta}$, in the purely dissipative case) see part I for details, provides a simple, general and safe way for approaching and solving the FD3k problem for stochastic particle hydromechanics.

III. WHITE NOISE: WIENER AND IMPULSIVE PROCESSES

The formal definition of Langevin equations in the presence of thermal fluctuations has been addressed by van Kampen [14] restricting the nature of the stochastic process $R(t)$. Van Kampen conditions, apart from the assumption of stochasticity for $R(t)$ (from [14] p.219 “..This $L(t)$ (cfr. corresponding to $R(t)$ in eq. (1)) is irregular and unpredictable.....Thus $L(t)$ can be treated as a stochastic process.”), involve the condition

$$\langle R(t) \rangle = 0 \quad (19)$$

i.e. a unbiased action of the thermal fluctuations due to homogeneity and isotropy, and

$$\langle R(t) R(t') \rangle = R_0 \delta(t - t') \quad (20)$$

i.e. the δ -correlated character of $R(t)$, where R_0 is a constant. From the principle of causality and from the linearity of eq. (1), $v(t')$ is a linear functional of the history of noise from $t = 0$ up to $t = t'$, and consequently if eq. (20) is satisfied, it follows that eq. (2) is also fulfilled (with some caution in the case $t = t'$, that can be treated invoking non-anticipativity [31]). Eqs. (19)-(20) imply that $R(t)$ should belong to the class of white noise processes [31, 32].

A subsequent analysis on the fundamental structural properties of the random force in the Langevin equations, has been developed by Mazur and Bedeaux [33, 34]. Considering the scalar Langevin equation

$$m \frac{dv}{dt} = B(v) + R(t) \quad (21)$$

where $B(v)$ could be in general nonlinear, with the conditions that there exists an equilibrium distribution $P_0(v)$, and $\langle B(y) \rangle = \int B(v) P_0(v) dv = 0$, these authors claim that enforcing causality and time-reversal invariance, “...a Langevin force (cfr. $R(t)$) which is independent of the state of the system is necessarily white (cfr. i.e. it belongs to the class of white noises) and Gaussian.” While the white-noise condition, coinciding with the analysis developed by van Kampen eqs. (19)-(20), is correct, the claim for Gaussianity invoked by the authors is overstated, for the simple reason that it does not depend on the above mentioned assumptions, but rather on a further ansatz put forward by Mazur and Bedeaux [33, 34], namely that the equilibrium pdf $P_0(y)$ should be related to the deterministic part of the force, i.e. to $B(v)$, by the condition

$$\frac{d \log P_0(v)}{dv} \propto B(v) \quad (22)$$

where "∝" indicates strict proportionality. If the Mazur-Bedeaux result would be of general validity under the weaker assumptions mentioned above, this would imply that the only admissible $R(t)$ are proportional to the distributional derivatives of a Wiener process, which is Gaussian and white. However, the claim of Gaussianity in the argument by Mazur and Bedeaux is epistemically circular, resembling a tautology. To make an example, for $B(v) = -\eta v$, i.e. for the Stokesian friction, if the equilibrium distribution should be Gaussian (corresponding to the Maxwellian velocity distribution), the noise should be also Gaussian, which is nothing but the closure condition of Gaussian Markovian stochastic processes in the presence of linear forcings addressed in section II. But eq. (22) is not a principle of nature, and indeed it is inconsistent with respect to fundamental physical theories, such as relativity, for which the Maxwellian distribution is the low-energy approximation of a class of more fundamental distributions, i.e. the Jüttner distribution [35]. Consequently, Gaussianity cannot be invoked solely for causality and time-reversal invariance.

For this reason, we follow exclusively the van Kampen conditions. In point of fact, as addressed above, the van Kampen conditions correspond exactly to the principle of stochastic independence invoked in the LRT, indicating that $R(t)$, and as well all the modal stochastic forcings $\xi_h(t)$, $\xi'_\alpha(t)$ entering the fluctuational patterns developed in part I should be white-noise processes.

The distributional derivative of a Wiener process is just one particular member of this class, and other, equal legitimate alternatives are possible, the FD-analysis of which is addressed in the remainder. Specifically, one can consider for the elementary stochastic forcings $\xi_h(t)$, $\xi'_\alpha(t)$ the distributional derivatives of a normalized and unbiased compound Poisson process $\chi(t, \nu; \beta)$ [36] where ν is the constant transition rate and β a random variable corresponding to the increment of the process at each transition event, defined by its pdf $f_\beta(\beta)$. The conditions of unbiased and normalization imply for the first order moments of β

$$\langle \beta \rangle = \int_{-\infty}^{\infty} \beta f_\beta(\beta) d\beta = 0, \quad \langle \beta^2 \rangle = \int_{-\infty}^{\infty} \beta^2 f_\beta(\beta) d\beta = 1 \quad (23)$$

Let $\eta(t, \nu; \beta) = d\chi(t, \nu; \beta)/dt$. In this case we have

$$\langle \eta(t, \nu; \beta) \eta(t', \nu; \beta) \rangle = \nu \delta(t - t') \quad (24)$$

The process $\eta(t, \nu; \beta)$ can be conceptually represented as

$$\eta(t, \nu; \beta) = \sum_{h=1}^{\infty} \beta_h \delta(t - t_h) \quad (25)$$

with $t_h < t_{h+1}$, where $\tau_1 = t_1$, and $\tau_h = t_h - t_{h-1}$, $h = 2, 3, \dots$ are independent and identically distributed (iid) random variables, possessing an exponential density function $T_\tau(\tau) = \nu e^{-\nu\tau}$, $\tau \in [0, \infty)$, and the β_h 's are independent and identically distributed random variables defined by the density $f_\beta(\beta)$, $\beta \in \mathbb{R}$, satisfying eq. (23). Due to the Markovian nature of the process eq. (25) in the presence of an exponential distribution $T_\tau(\tau)$, the statistical characterization of its cumulative process $y(t) = \chi(t, \nu; \beta)$ involves the pdf $P_y(y, t)$ that is the solution of the equation

$$\frac{\partial P_y(y, t)}{\partial t} = -\nu P_y(y, t) + \int_{-\infty}^{\infty} f_\beta(\beta') P_y(y - \beta', t) d\beta' \quad (26)$$

with the initial condition $P_y(y, 0) = \delta(y)$. In the case the statistics for the τ_h 's is different from an exponential distribution, the process defined by eq. (25) is no longer Markovian and, in order to embed it within a Markovian representation, an additional variable, namely the transitional age $\tau \in [0, \infty)$, should be introduced [37–39]. More precisely, for a generic $T_\tau(\tau)$, define the age-dependent transition rate $\nu(\tau)$ as

$$T_\tau(\tau) = \nu(\tau) \exp \left[- \int_0^\tau \nu(\theta) d\theta \right] \quad (27)$$

or equivalently

$$\nu(\tau) = \frac{T_\tau(\tau)}{1 - \int_0^\tau T_\tau(\theta) d\theta} \quad (28)$$

Let us indicate with $\eta(t, \tau, \nu(\tau); \beta)$ this process and with $\chi(t, \tau, \nu(\tau); \beta) = \int_0^t \eta(t', \tau, \nu(\tau); \beta) dt'$ its cumulative representation. The cumulative process $y(t) = \chi(t, \tau, \nu(\tau), \beta)$ is characterized by the pdf $P(y, \tau, t)$, depending on τ , solution of the evolution equation

$$\frac{\partial P(y, \tau, t)}{\partial t} = -\frac{\partial P(y, \tau, t)}{\partial \tau} - \nu(\tau) P(y, \tau, t) \quad (29)$$

equipped with the boundary condition

$$P(y, 0, t) = \int_{-\infty}^{\infty} f_\beta(\beta') d\beta' \int_0^\infty \nu(\tau) P(y - \beta', \tau, t) d\tau \quad (30)$$

and the initial condition $P(y, \tau, 0) = \pi_\tau(\tau) \delta(y)$, with $\pi_\tau(\tau) \geq 0$, $\int_0^\infty \pi_\tau(\tau) d\tau = 1$. If $\nu(\tau)$ defined by eq. (28) is constant, the process is Markovian, and $P_y(y, t) = \int_0^\infty P(y, \tau, t) d\tau$ is solution of eq. (26). For generic choices of $T_\tau(\tau)$ different from an exponential distribution, the process is semi-Markov. In the case the pdf $T_\tau(\tau)$ possesses a power law scaling,

$$T_\tau(\tau) = \frac{\xi \tau_0^\xi}{(\tau_0 + \tau)^{\xi+1}} \quad (31)$$

where τ_0 is a characteristic time and $\xi > 0$, corresponding to the transition rate

$$\nu(\tau) = \frac{\xi}{\tau_0 + \tau} \quad (32)$$

the transitional structure of eq. (25) is analogous to that defining Lévy walks [40], and giving rise for $\xi \leq 2$ to anomalous superdiffusive transport. Without loss of generality set $\tau_0 = 1$. In the next Sections we analyze the statistical properties of these models, by discussing first the Markovian case, and subsequently the semi-Markov extension. Just because of eq. (25), the class of Langevin equation (1) driven by this class of processes can be referred to as impulse-driven Langevin models.

IV. FD3K FOR MARKOVIAN IMPULSE-DRIVEN PROCESSES

Any Langevin model eq. (1) driven by stochastic processes satisfying eqs. (19)-(20), and such that at equilibrium all the internal degrees of freedom are uncorrelated from the velocity v , is a valid candidate to express the FD3k relations, and to provide a consistent model of microscopic dynamics satisfying Kubo FD relations of the first and second kind [1, 3]. In this section we consider the Markovian models driven by stochastic forcings defined by eq. (25), where ν is a constant, in the general case of dissipative/fluid-inertial memory effects, considering the occurrence of a single dissipative and inertial mode, with internal stochastic perturbation expressed by the impulsive processes $\eta(t, \nu; \beta)$ introduced in the previous section. In this case, adopting the block-interaction structure proposed in part I, the equations of motion read

$$\begin{aligned} \frac{dv}{dt} &= -\gamma v - a\theta + \gamma\mu z + q\eta_1(t, \nu_1; \beta_1) \\ \frac{d\theta}{dt} &= -\lambda\theta + v + b\eta_2(t, \nu_2; \beta_2) \\ \frac{dz}{dt} &= -\mu z + v + c\eta_1(t, \nu_1; \beta_1) \end{aligned} \quad (33)$$

where η_1 and η_2 are two impulsive processes (distributional derivatives of compound Poisson processes) independent of each other, and characterized by the constant transition rates ν_1 and ν_2 , respectively, while β_h , $h = 1, 2$ are statistically defined by the pdf's $f_{\beta_h}(\beta_h)$, $h = 1, 2$ satisfying the normalization conditions eq. (23). In eq. (33) a , λ , γ and μ are given (and positive), while the constant coefficients q , b , and c should be determined.

Let $p(v, \theta, z, t)$ be the pdf for the stochastic dynamics eq. (33). Henceforth, in order to make the notation more readable, we use the following convention: given that (v, θ, z, t) represents the actual state of the system, the bare p , without specifying its arguments, indicates the pdf evaluated at the actual set of values, i.e., $p = p(v, \theta, z, t)$, while $p(v - q\beta'_1) = p(v - q\beta'_1, \theta, z, t)$ indicates that a shift of $-q\beta'_1$ is considered in its dependence on the v -variable. In a similar way,

$$p(v - q\beta'_1, z - c\beta'_1) = p(v - q\beta'_1, \theta, z - c\beta'_1, t)$$

Adopting this notation, the Fokker-Planck equation associated with eq. (33) reads

$$\begin{aligned} \frac{\partial p}{\partial t} = & \gamma \frac{\partial (vp)}{\partial v} + a\theta \frac{\partial p}{\partial v} - \gamma\mu z \frac{\partial p}{\partial v} + \lambda \frac{\partial (\theta p)}{\partial \theta} - v \frac{\partial p}{\partial \theta} + \mu \frac{\partial (zp)}{\partial z} - v \frac{\partial p}{\partial z} - (\nu_1 + \nu_2) p \\ & + \nu_1 \int_{\mathbb{R}} f_{\beta_1}(\beta'_1) p(v - q\beta'_1, z - c\beta'_1) d\beta'_1 + \nu_2 \int_{\mathbb{R}} f_{\beta_2}(\beta'_2) p(\theta - b\beta'_2) d\beta'_2 \end{aligned} \quad (34)$$

Indicate with $m_v(t) = \langle v(t) \rangle$ the first-order moment of the velocity variables (and similarly for θ and z). Since at equilibrium $\langle v \rangle_{\text{eq}} = \langle \theta \rangle_{\text{eq}} = \langle z \rangle_{\text{eq}} = 0$, the second order moments provide directly the squared variances and covariances, and following the approach developed in part I, the FP3k relations is resolved by enforcing the relations

$$m_{vv}^* = \langle v^2 \rangle_{\text{eq}} = 1, \quad m_{\theta v}^* = \langle \theta v \rangle_{\text{eq}} = 0, \quad m_{zv}^* = \langle zv \rangle_{\text{eq}} = 0 \quad (35)$$

Set $d\mathbf{v} = dv d\theta dz$ to indicate the measure element with respect to the state variables. Making use of the properties eq. (23), it follows that

$$\begin{aligned} \int_{\mathbb{R}^3} d\mathbf{v} \int_{\mathbb{R}} f_{\beta}(\beta'_2) p(\theta - b\beta'_2) d\beta'_2 &= 1 \\ \int_{\mathbb{R}^3} \theta d\mathbf{v} \int_{\mathbb{R}} f_{\beta}(\beta'_2) p(\theta - b\beta'_2) d\beta'_2 &= \langle \theta + b\beta_2 \rangle = 0 \\ \int_{\mathbb{R}^3} \theta^2 d\mathbf{v} \int_{\mathbb{R}} f_{\beta}(\beta'_2) p(\theta - b\beta'_2) d\beta'_2 &= \langle (\theta + b\beta_2)^2 \rangle = m_{\theta\theta} + b^2 \end{aligned} \quad (36)$$

and analogously for the other integrals, so that the equations for the second-order moments follow. Specifically, for m_{vv} we have

$$\frac{dm_{vv}}{dt} = -2\gamma m_{vv} - 2a m_{\theta v} + 2\gamma\mu m_{zv} - (\nu_1 + \nu_2) m_{vv} + \nu_1 \langle (v + q\beta_1)^2 \rangle + \nu_2 m_{vv} \quad (37)$$

that at equilibrium, enforcing eqs. (35), provides the value of q

$$q = \sqrt{\frac{2\gamma}{\nu_1}} \quad (38)$$

The dynamics of $m_{\theta\theta}$ is given by

$$\frac{dm_{\theta\theta}}{dt} = 2\lambda m_{\theta\theta} + 2m_{\theta v} - (\nu_1 + \nu_2)m_{\theta\theta} + \nu_1 m_{\theta\theta} + \nu_2 \langle (\theta + b\beta_2)^2 \rangle \quad (39)$$

yielding at equilibrium the value $m_{\theta\theta}^*$,

$$m_{\theta\theta}^* = \frac{\nu_2 b^2}{2\lambda} \quad (40)$$

while for m_{zz} we have

$$\frac{dm_{zz}}{dt} = -2\mu m_{zz} + 2m_{zv} - (\nu_1 + \nu_2)m_{zz} + \nu_1 \langle (z + c\beta_1)^2 \rangle + \nu_2 m_{zz} \quad (41)$$

that at equilibrium determines the value of m_{zz}^* ,

$$m_{zz}^* = \frac{\nu_1 c^2}{2\mu} \quad (42)$$

Finally, for the mixed moments we have

$$\begin{aligned} \frac{dm_{\theta v}}{dt} &= -\gamma m_{\theta v} - a m_{\theta\theta} + \gamma \mu m_{\theta z} - \lambda m_{\theta v} + m_{vv} - (\nu_1 + \nu_2)m_{\theta v} \\ &\quad + \nu_1 \langle \theta (v + q\beta_1) \rangle + \nu_2 \langle v (\theta + b\beta_2) \rangle \\ &= -\gamma m_{\theta v} - a m_{\theta\theta} + \gamma \mu m_{\theta z} - \lambda m_{\theta v} + m_{vv} \end{aligned} \quad (43)$$

$$\begin{aligned} \frac{dm_{zv}}{dt} &= -\gamma m_{zv} - a m_{\theta z} + \gamma \mu m_{zz} - \mu m_{zv} + m_{vv} - (\nu_1 + \nu_2)m_{zv} \\ &\quad + \nu_1 \langle (v + q\beta_1)(z + c\beta_1) \rangle + \nu_2 m_{zv} \\ &= -\gamma m_{zv} - a m_{\theta z} + \gamma \mu m_{zz} - \mu m_{zv} + m_{vv} + \nu_1 q c \end{aligned} \quad (44)$$

$$\begin{aligned} \frac{dm_{\theta z}}{dt} &= -\lambda m_{\theta z} + m_{zv} - \mu m_{\theta z} + m_{\theta v} - (\nu_1 + \nu_2)m_{\theta z} \\ &\quad + \nu_1 \langle \theta (z + c\beta_1) \rangle + \nu_2 \langle z (\theta + b\beta_2) \rangle \\ &= -\lambda m_{\theta z} + m_{zv} - \mu m_{\theta z} + m_{\theta v} \end{aligned} \quad (45)$$

From eq. (45), enforcing eq. (35), it follows at equilibrium that

$$m_{\theta z}^* = 0 \quad (46)$$

and

$$\begin{aligned} m_{\theta\theta}^* &= \frac{1}{a} \\ \gamma \mu m_{zz}^* + 1 + \nu_1 q c &= 0 \end{aligned} \quad (47)$$

that, by taking into account eqs. (38) and (42), yields

$$b = \sqrt{\frac{2\lambda}{a\nu_2}}, \quad c = -\sqrt{\frac{2}{\gamma\nu_1}} \quad (48)$$

Owing to the uncorrelated relation between the internal degrees of freedom, this results can be straightforwardly generalized to a spectrum of relaxational dissipative and fluid-internal modes,

$$\begin{aligned} \frac{dv}{dt} &= -\sum_{\alpha=1}^{N_i} \gamma_\alpha v - \sum_{h=1}^{N_d} a_h \theta_h + \sum_{\alpha=1}^{N_i} \gamma_\alpha \mu_\alpha z_\alpha + \sum_{\alpha=1}^{N_i} q_\alpha \eta'_\alpha(t, \nu'_\alpha; \beta'_\alpha) \\ \frac{d\theta_h}{dt} &= -\lambda_h \theta_h + v + b_h \eta_h(t, \nu_h; \beta_h), \quad h = 1, \dots, N_d \\ \frac{dz_\alpha}{dt} &= -\mu_\alpha z_\alpha + v + c_\alpha \eta'_\alpha(t, \nu'_\alpha; \beta'_\alpha), \quad \alpha = 1, \dots, N_i \end{aligned} \quad (49)$$

In the general case, the amplitudes of the stochastic modal forcings attain the values

$$q_\alpha = \sqrt{\frac{2\gamma_\alpha}{\nu'_\alpha}}, \quad c_\alpha = -\sqrt{\frac{2}{\gamma_\alpha \nu'_\alpha}}, \quad \alpha = 1, \dots, N_i, \quad b_h = \sqrt{\frac{2\lambda_h}{a_h \nu_h}}, \quad h = 1, \dots, N_d \quad (50)$$

A. Examples

In this paragraph we consider some numerical case studies for exemplifying the theory and for addressing the issue of Gaussianity. To begin with, consider the model eq. (33) with a single dissipative and fluid inertial mode, $N_d = N_i = 1$. In this case, there are two stochastic contributions $\eta_k(t, \nu_k; \beta)$, characterized by the transition rates ν_k , $k = 1, 2$. The stochastic perturbations $\eta_k(t, \nu_k; \beta)$ are completely defined once the pdf's $f_{\beta_k}(\beta_k)$ for the amplitudes are specified. The simplest case is a two-state impulsive distribution that, in order to fulfill the normalization eq. (23), should take the expression

$$f_{\beta_k}(\beta_k) = \frac{1}{2} [\delta(\beta_k - 1) + \delta(\beta_k + 1)], \quad k = 1, 2 \quad (51)$$

The parameters q , b and c entering eq. (33) follow from the consistency with respect to the Langevin condition, i.e. they are given by eq. (38) and (48).

Figure 1 panels (a) and (b) show the temporal behaviour of the correlation functions $C_{vv}(t)$, $C_{\theta v}(t)$ and $C_{zv}(t)$ obtained from the stochastic simulation of eq. (33) in the long-time limit (equilibrium conditions), using an Euler algorithm with time step Δt ranging from 10^{-4} to 10^{-3} , depending on the value of the transition rates (the higher ν_k 's the smaller Δt).

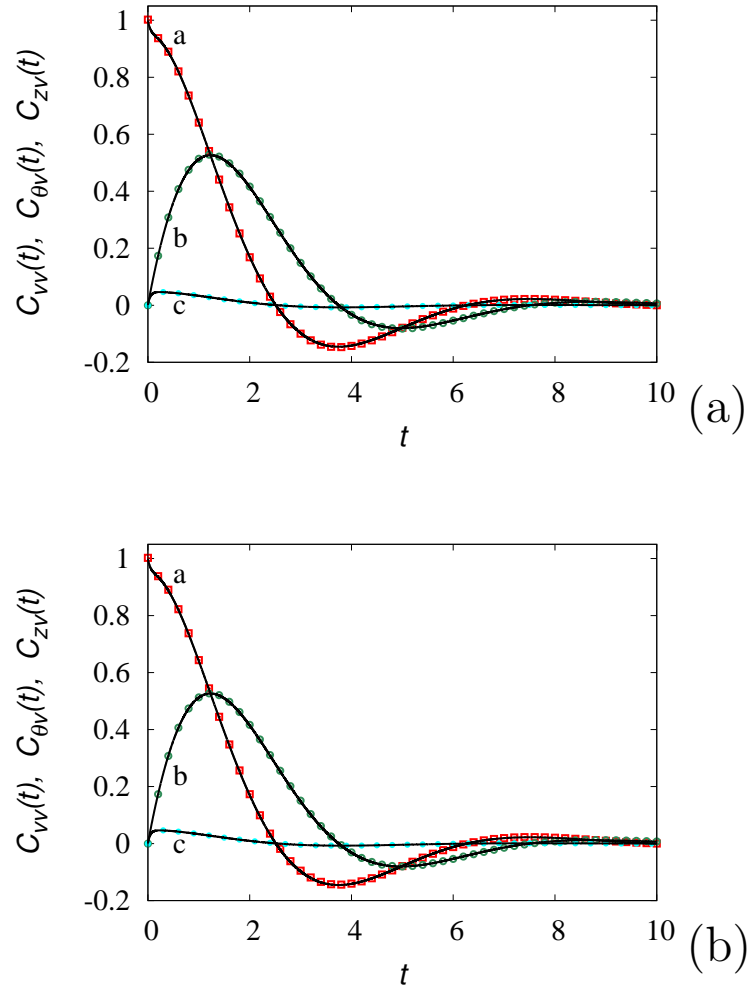


FIG. 1. Correlation functions at equilibrium for the model eq. (33), with $a = 1$, $\lambda = 1$, $\gamma = 1$, $\mu = 20$ and impulsive pdf's $f_{\beta_k}(\beta_k)$, $k = 1, 2$ eq. (51). Symbols represent the results of stochastic simulations, solid lines correspond to the result of LRT. Panel (a): $\nu_1 = 0.3$, $\nu_2 = 0.2$, panel (b): $\nu_1 = \nu_2 = 30$. Lines (a) refer to $C_{vv}(t)$, lines (b) to $C_{\theta v}(t)$, lines (c) to $C_{zv}(t)$.

The simulations refer to an ensemble of 10^6 particles, and the averages are performed over 10^9 realizations. The stochastic simulations are compared with the results of LRT for two different sets of ν_k , $k = 1, 2$. Independently of the choice of ν_k , the realizations for fixed properties of the fluid (i.e. for given dissipative and fluid inertial kernels) provide the same expression for the correlation functions. This further indicates that, to a given particle transport problem, a uncountable family of different FD3k realizations can be associated with.

The values of ν_1 and ν_2 determine the shape of the equilibrium velocity pdf $p_v(v)$, that in the presence of stochastic perturbations different from the derivatives of Wiener processes, need not to be Gaussian. The equilibrium pdf $p_v(v)$ are depicted in figure 2 for two choices of $(a, \lambda, \gamma, \mu)$, by considering the rates ν_1 and ν_2 as parameters.

The qualitative statistical features and their dependence on ν_k , emerging from the data shown in figure 2 are rather clear. For small values of ν_k , the equilibrium velocity pdf is characterized by a multispiked shape, and this is essentially a consequence of the atomic nature of the chosen $f_{\beta_k}(\beta_k)$ eq. (51).

As the ν_k 's increase, the velocity distribution gets smoother and unimodal, attaining a Gaussian shape in the limit for $\nu_k \rightarrow \infty$, $k = 1, 2$. In this limit, the amplitudes q , b and c entering eq. (33) get vanishingly small, but the products

$$q^2 \nu_1 \rightarrow 2\gamma, \quad c^2 \nu_1 \rightarrow \frac{2}{\gamma}, \quad b^2 \nu_2 \rightarrow \frac{2\lambda}{a} \quad (52)$$

attain constant limit values. The Gaussian limit in this case is analogous to the parabolic limit of Poisson-Kac processes, usually referred to as the Kac limit [41, 42]. Therefore the Gaussian distribution is attained for rapidly varying and small-amplitude impulsive stochastic forcings.

Considering Lebesgue absolutely continuous distributions $f_{\beta_k}(\beta_k)$, the qualitative physical picture of the role of the parameters defining the elementary fluctuations, (in the present case the transition rates ν_k , $k = 1, 2$), remain unaltered. For instance, consider for β_1 and β_2 a normal distribution, i.e. $f_{\beta_k}(\beta_k) = e^{-\beta_k^2/2}/\sqrt{2\pi}$, $k = 1, 2$. Figures 3 and 4 depict the correlation functions and the velocity pdf in this case for a given choice of the hydrodynamic parameters $(a, \lambda, \gamma, \mu)$.

The main difference with respect to an atomic distribution of the amplitudes β_k 's is that the resulting equilibrium velocity distributions are unimodal and smoother even for small values of ν_k compared to the atomic case depicted in figure 2, while the role of the ν_k 's governing the transition towards a Gaussian shape remains unaltered.

These simple examples clarify an elementary but important property. For Wiener-driven realizations of FD3k, the Gaussianity of the resulting equilibrium velocity pdf is already built-in in the statistical structure of the stochastic perturbations (as addressed in sections II and III). It is not an emerging thermodynamic property, but rather a ‘‘statistical tautology’’ owing to the choice of Wiener fluctuations. For other classes of elementary modal

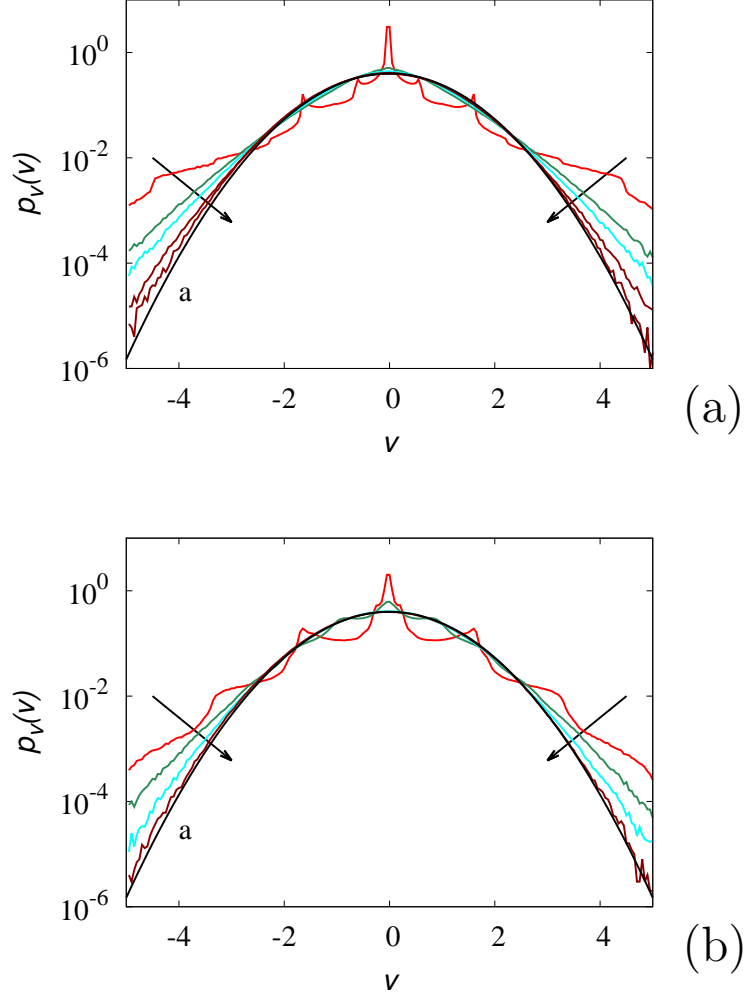


FIG. 2. Equilibrium velocity pdf $p_v(v)$ vs v for eq. (33) using the FD2k relations eqs. (38), (48) in the presence of impulsive pdf's $f_{\beta_k}(\beta_k)$, $k = 1, 2$ eq. (51). Panel (a) refers to $a = 1$, $\lambda = 1$, $\gamma = 1$, $\mu = 1$, panel (b) to $a = 1$, $\lambda = 1$, $\gamma = 1$, $\mu = 20$. The arrows indicate increasing values of ν_k , $k = 1, 2$. Lines (a) represent the normal distribution. Panel (a): $\nu_2 = \nu_1 = 0.1, 0.5, 1, 3, 30$, panel (b): $\nu_2 = 2\nu_1/3$, $\nu_1 = 0.3, 0.9, 3, 30$.

fluctuations, still satisfying the requirement of fluctuational independence (see part I for a discussion), Gaussianity, or better to say the Gaussian approximation, is a resulting emerging property of the physical interactions for small amplitudes of the elementary modal stochastic perturbations possessing high transition rates.

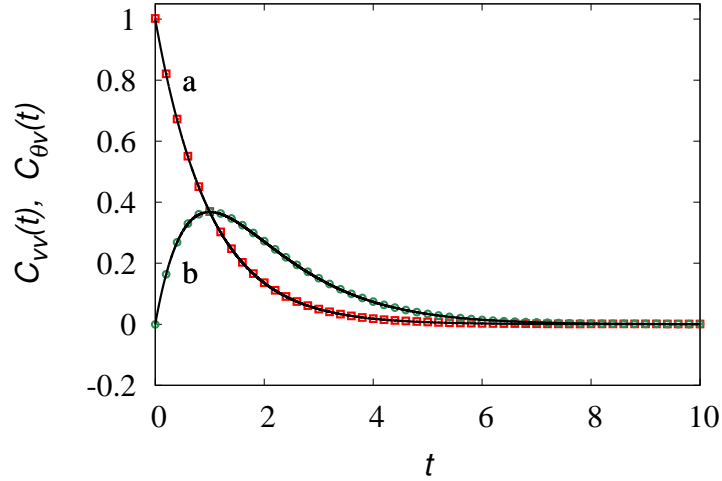


FIG. 3. Correlation functions at equilibrium for the model eq. (33), with $a = 1$, $\lambda = 1$, $\gamma = 1$, $\mu = 1$ and normal pdf's $f_{\beta_k}(\beta_k)$, $k = 1, 2$. Symbols represent the results of stochastic simulations, solid lines correspond to the result of LRT. Line (a) refers to $C_{vv}(t)$, line (b) to $C_{\theta v}(t)$. The correlation function $C_{zv}(t)$ is not depicted as it coincides with $C_{\theta v}(t)$.

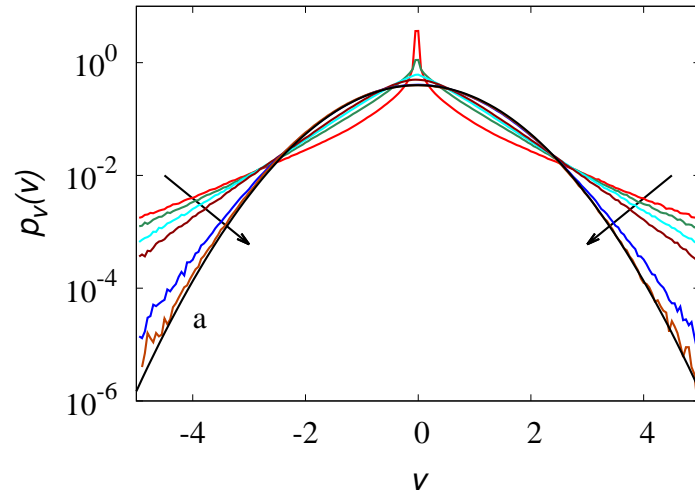


FIG. 4. Equilibrium velocity pdf $p_v(v)$ vs v for eq. (33) with $a = 1$, $\lambda = 1$, $\gamma = 1$, $\mu = 1$, using the FD2k relations eqs. (38), (48) in the presence of normal pdf's $f_{\beta_k}(\beta_k)$, $k = 1, 2$. The arrows indicate increasing values of $\nu_1 = \nu_2 = 0.1, 0.3, 0.6, 1, 10, 100$. Line (a) represents the normal distribution.

V. FD3K FOR SEMI-MARKOVIAN IMPULSE-DRIVEN PROCESSES

This section extends the analysis developed in IV to the semi-Markov case. With reference to eq. (33), this implies to replace the stochastic modal forcings $\eta_1(t, \nu_1; \beta_1)$, $\eta_2(t, \nu_2; \beta_2)$ with their semi-Markov counterparts $\eta_1(t, \tau_1, \nu_1(\tau_1); \beta_1)$, $\eta_2(t, \tau_2, \nu_2(\tau_2); \beta_2)$. The resulting pdf $p(v, \theta, z, t; \tau_1, \tau_2)$ depends also on the transitional ages τ_1, τ_2 that should be introduced in order to describe the semi-Markov transitions, and is the solution of the generalized Fokker-Planck equation

$$\begin{aligned} \frac{\partial p}{\partial t} = & \gamma \frac{\partial (v p)}{\partial v} + a \theta \frac{\partial p}{\partial v} - \gamma \mu z \frac{\partial p}{\partial v} + \lambda \frac{\partial (\theta p)}{\partial \theta} - v \frac{\partial p}{\partial \theta} + \mu \frac{\partial (z p)}{\partial z} - v \frac{\partial p}{\partial z} \\ & - \frac{\partial p}{\partial \tau_1} - \frac{\partial p}{\partial \tau_2} - [\nu_1(\tau_1) + \nu_2(\tau_2)] p \end{aligned} \quad (53)$$

equipped with the boundary conditions

$$p(v, \theta, z, t; 0, \tau_2) = \int_0^\infty \nu_1(\tau_1) d\tau_1 \int_{\mathbb{R}} f_1(\beta_1) p(v - q \beta_1, \theta, z - c \beta_1, t; \tau_1, \tau_2) d\beta_1 \quad (54)$$

$$p(v, \theta, z, t; \tau_1, 0) = \int_0^\infty \nu_2(\tau_2) d\tau_2 \int_{\mathbb{R}} f_2(\beta_2) p(v, \theta - b \beta_2, z, t; \tau_1, \tau_2) d\beta_2 \quad (55)$$

where $f_{\beta_1}(\beta_1)$ and $f_{\beta_2}(\beta_2)$ are such that the random variables β_1 and β_2 satisfy the normalization conditions eq. (23). Consider the occurrence of equilibrium conditions. In order to ensure this, the transitional semi-Markov dynamics should possess an equilibrium distribution, i.e., there should exist the densities $p_{\tau_1}^*(\tau_1)$, $p_{\tau_2}^*(\tau_2)$ satisfying the stationary renewal equations

$$\frac{dp_{\tau_k}^*(\tau_k)}{d\tau_k} = -\nu_k(\tau_k) p_{\tau_k}^*(\tau_k), \quad k = 1, 2 \quad (56)$$

with

$$p_{\tau_k}^*(0) = \int_0^\infty \nu_k(\tau_k) p_{\tau_k}^*(\tau_k) d\tau_k \quad (57)$$

If $p_{\tau_k}^*(\tau_k)$, $k = 1, 2$ exist, then from eq. (56) it follows that

$$p_{\tau_k}^*(\tau_k) = A \exp \left[- \int_0^{\tau_k} \nu_k(\theta) d\theta \right] \quad (58)$$

The latter condition implies that there exist constant $C > 0$ and $\xi > 1$, such that for large τ_k , say $\tau_k \gg 1$,

$$\exp \left[- \int_0^{\tau_k} \nu_k(\theta) d\theta \right] \leq \frac{C}{\tau_k^\xi}, \quad k = 1, 2 \quad (59)$$

If these conditions are fulfilled, close to equilibrium, the density $p(v, \theta, z, t; \tau_1, \tau_2)$ can be approximated by the factorized form

$$p(v, \theta, z, t; \tau_1, \tau_2) = p_{\tau_1}^*(\tau_1) p_{\tau_2}^*(\tau_2) p_{\mathbf{v}}(v, \theta, z, t) \quad (60)$$

Integrating eq. (53) with respect to τ_1 and τ_2 , one obtains for $p_{\mathbf{v}}(v, \theta, z, t)$ an equation identical to eq. (34), where the constant rates ν_k , $k = 1, 2$ entering eq. (34) are substituted by the mean values $\bar{\nu}_k$

$$\bar{\nu}_k = \int_0^\infty \nu_k(\tau_k) p_{\tau_k}^*(\tau_k) d\tau_k, \quad k = 1, 2 \quad (61)$$

Consequently, the values of the coefficients q , b and c fulfilling the Langevin condition are

$$q = \sqrt{\frac{2\gamma}{\bar{\nu}_1}}, \quad c = -\sqrt{\frac{2}{\gamma \bar{\nu}_1}}, \quad b = \sqrt{\frac{2\lambda}{a \bar{\nu}_2}} \quad (62)$$

In a similar way, eqs. (50) generalize simply by substituting $\bar{\nu}'_\alpha$ and $\bar{\nu}_h$ to ν'_α and ν_h , $\alpha = 1, \dots, N_i$, $h = 1, \dots, N_d$.

A. Examples

As an example of a semi-Markov impulsive realization of FD3k, consider the simple nondimensional ($\langle v^2 \rangle_{\text{eq}} = 1$) dissipative dynamics

$$\frac{dv}{dt} = -e^{-\lambda t} * v(t) + R(t) \quad (63)$$

where “*” indicates the operation of convolution, corresponding to eq. (33) in the presence of a single dissipative mode with relaxation rate λ , $a = 1$, in the absence of fluid inertial contributions, i.e. $\gamma = 0$.

As a model for $\eta_2 = \eta(t, \tau, \nu(\tau); \beta)$, as from eq. (33) we have in the present case only a single dissipative modal stochastic forcing, consider a semi-Markov process with the transition rate given by eq. (32), $\tau_0 = 1$, and the amplitude β normally distributed. Since eq. (32) is frequently encountered as a model for the superdiffusive properties of Lévy walks, the semi-Markov process $\eta(t, \tau, \nu(\tau); \beta)$ characterized by (32) can be referred to as an impulsive semi-Markov process with a Lévy transitional structure.

Figure 5 depicts the behaviour of the correlation functions at equilibrium $C_{\alpha\beta}(t)$, where $\alpha, \beta = v, \theta$ obtained from stochastic simulations (using the same ensemble and averaging structure described for the Markovian numerical simulations).

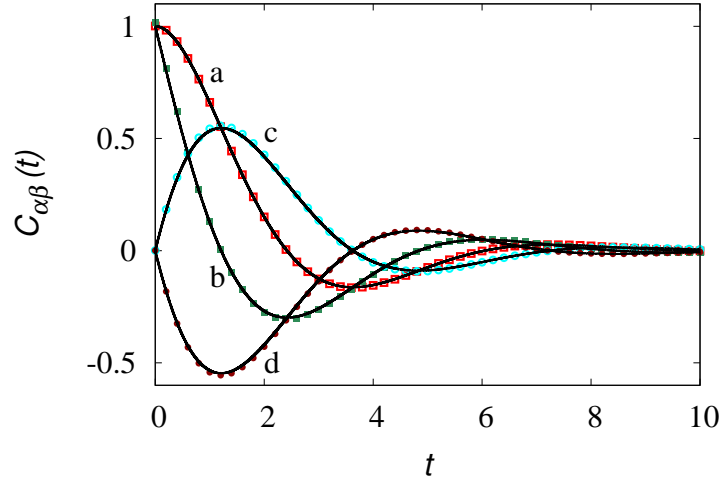


FIG. 5. Correlation functions at equilibrium for the model eq. (63) with $\lambda = 1$, driven by the stochastic process $\eta(t, \tau, \nu(\tau), \beta)$, with Lévy transition structure at $\xi = 1.5$, and normal pdf $f_\beta(\beta)$. Symbols represent the results of stochastic simulations, solid lines correspond to the result of LRT. Line (a): $C_{vv}(t)$, line (b): $C_{\theta\theta}(t)$, line (c): $C_{\theta v}(t)$, line (d): $C_{v\theta}(t)$.

The Lévy transition model applies for $\xi > 1$, and since $p_\tau(\tau) = (\xi - 1)/(1 + \tau)^\xi$, we have for the mean transition rate

$$\bar{\nu} = \langle \nu(\tau) \rangle_{p_\tau} = \xi(\xi - 1) \int_0^\infty \frac{d\tau}{(1 + \tau)^{\xi+1}} = \xi - 1 \quad (64)$$

Correspondingly, the coefficient b entering the modal representation of FD3k implies

$$b = \sqrt{\frac{2\lambda}{\xi - 1}} \quad (65)$$

The behaviour of the equilibrium velocity pdf is depicted in figure 6, taking ξ as a parameter.

The same qualitative phenomena observed in the Markovian case occur in semi-Markov models. As ξ increases, $\bar{\nu}$ increases, while b decreases keeping fixed the ratio $\bar{\nu}b^2 \rightarrow 2\lambda$, which is the same either in the Markovian and in the semi-Markov cases, and for $\xi \rightarrow \infty$ the velocity pdf $p_v(v)$ progressively approaches a Gaussian distribution.

VI. GENERALIZED FLUCTUATIONAL PATTERNS

The analysis and the examples developed in the previous two Sections can be integrated within the formulation of fluctuational patterns developed in part I in a simple and elegant

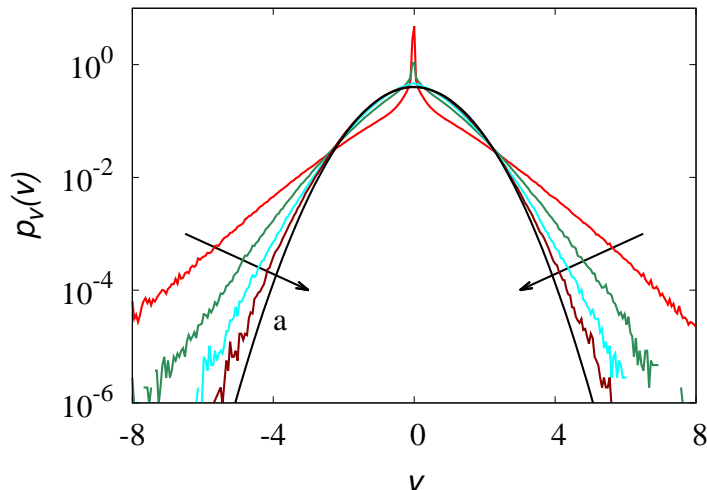


FIG. 6. Equilibrium velocity pdf $p_v(v)$ vs v for the model eq. (63) with $\lambda = 1$, driven by the stochastic process $\eta(t, \tau, \nu(\tau), \beta)$, with Lévy transition structure and normal pdf $f_\beta(\beta)$ for several values of ξ . The arrow indicates increasing values of $\xi = 1.5, 2.5, 4.5, 10.5$. Line (a) represents the normal distribution.

way.

Consider again the impulsive Markov case, i.e. eqs. (33), (38), (48) and its generalization eqs. (49)-(50). The autocorrelation function of the impulsive process $\eta(t, \nu; \beta)$ i.e. of the distributional derivative of a compound Poisson process is given by

$$C_{\eta\eta}(t) = \langle \eta(t, \nu; \beta) \eta(0, \nu; \beta) \rangle = \langle \beta^2 \rangle \nu \delta(t) \quad (66)$$

where

$$\int_{-\infty}^{\infty} C_{\eta\eta}(t) dt = \langle \beta^2 \rangle \nu \quad (67)$$

Similarly for the semi-Markov counterpart $\eta(t, \tau, \nu(\tau); \beta)$ we have

$$C_{\eta\eta}(t) = \langle \eta(t, \tau, \nu(\tau); \beta) \eta(0, \tau, \nu(\tau); \beta) \rangle = \langle \beta^2 \rangle \bar{\nu} \delta(t) \quad (68)$$

where $\bar{\nu}$ is the mean value of $\nu(\tau)$. Equations (53), (55) can be proved by enforcing the Fourier approach developed in [43] using Wiener-Khinchin theorem.

Let $\tilde{\eta}(t, \nu; \beta)$ and $\tilde{\eta}(t, \tau, \nu(\tau); \beta)$ be the normalized stochastic processes

$$\tilde{\eta}(t, \nu; \beta) = \frac{\eta(t, \nu; \beta)}{\sqrt{\langle \beta^2 \rangle \nu}}, \quad \tilde{\eta}(t, \tau, \nu(\tau); \beta) = \frac{\eta(t, \tau, \nu(\tau); \beta)}{\sqrt{\langle \beta^2 \rangle \bar{\nu}}} \quad (69)$$

possessing, by definition, unit value of the integral of the autocorrelation function,

$$\int_{-\infty}^{\infty} C_{\tilde{\eta}}(t) dt = 1 \quad (70)$$

If instead of $\eta(t, \nu; \beta)$ and $\eta(t, \tau, \nu(\tau); \beta)$, we consider the normalized processes $\tilde{\eta}(t, \nu; \beta)$ or $\tilde{\eta}(t, \tau, \nu(\tau); \beta)$, it can be observed that the dynamics with impulsive elementary forcings eqs. (33), (49) coincide with the fluctuational patterns introduced in part I driven by Wiener processes, with $\xi_h(t)$ substituted by $\tilde{\eta}_h(t, \nu; \beta)$ or $\tilde{\eta}_h(t, \tau, \nu(\tau); \beta)$, under the condition that the processes $\tilde{\eta}_h$ are independent of each others. The patterns so constructed can be referred to as Generalized Fluctuational Patterns. This result is formalized by the following theorem, considering a generic fluctuational pattern with $N = N_d + N_i$ auxiliary internal variables:

Theorem I - If the impulsive white-noise stochastic processes $\tilde{\eta}_h(t, \nu; \beta)$ or $\tilde{\eta}_h(t, \tau, \nu(\tau); \beta)$, $h = 1, \dots, N$ are mutually independent and characterized by the normalization condition eq. (70), then the generalized fluctuational pattern obtained by substituting some or all of the processes $\xi_h(t)$, $h = 1, \dots, N$ with $\tilde{\eta}_h$ satisfies the Langevin condition and the fluctuation-dissipation relations of the first and second kind.

VII. HYDROMECHANIC THEORY OF ANOMALOUS DIFFUSION

The content of this Section, namely the hydromechanic theory of anomalous diffusion is on the fringes of the analysis developed for non-Wiener stochastic forcings, as we here consider the classical fluctuational patterns in the presence of Wiener stochastic processes. The common denominator with the principal focus of the article is the analysis of Gaussianity in equilibrium velocity pdfs in hydromechanic situations that may give rise to anomalous diffusive motion.

The present approach complements, on hydrodynamic bases, the scaling theory of anomalous motion, that in the framework of the fluctuation-dissipation theory is referred to a GSER [20, 21, 23].

The starting point is the general linear hydromechanic equation for the particle dynamics defined by the dissipative kernel $h(t)$ and by the fluid-inertial kernel $k(t)$, thoroughly discussed in part I, corresponding to the dynamic representation of the fluctuational pattern $\mathbb{DI}_{m,E}^{(1,N_d,N_i)}$, see part I. The only difference with respect to part I is that either N_d or

N_i (depending on the phenomenology considered, i.e. sub/superdiffusive motion) may be unbounded, so that the series representation of the kernel may involve infinite terms.

To begin with consider the scaling theory deriving from the particle equation of motion. Let $\widehat{C}_{vv}(s)$ be the Laplace transform of the velocity autocorrelation function $C_{vv}(t)$. We have from FD1k, i.e. from the Langevin condition,

$$\widehat{C}_{vv}(s) = \frac{m \langle v^2 \rangle_{\text{eq}}}{m s + \widehat{h}(s) + s \widehat{k}(s)} \quad (71)$$

where $\widehat{h}(s)$ and $\widehat{k}(s)$ are the Laplace transforms of the dissipative and fluid-inertial kernels, respectively. Two cases may arise:

- either $\widehat{h}(0) = \int_0^\infty h(t) dt = \eta_\infty < \infty$, i.e. is a finite number, and consequently particle motion in the long-term is diffusively regular as it exists a diffusivity D_∞ defined by the global fluctuation-dissipation relation in conjunction with the Green-Kubo theorem,

$$D_\infty = \widehat{C}_{vv}(0) = \frac{m \langle v^2 \rangle_{\text{eq}}}{\eta_\infty} \quad (72)$$

- or

$$\int_0^\infty h(t) dt = \infty \quad (73)$$

and the diffusivity, defined according to eq. (72), vanishes.

The second situation corresponds to subdiffusive anomalous diffusion and it is completely independent of the nature of the fluid-inertial contribution, i.e. of $k(t)$. Eq. (73) implies that, for large t , $h(t) \sim t^{-\kappa}$, $\kappa \in (0, 1)$. This corresponds to the scaling in the Laplace domain $\widehat{h}(s) \sim s^{\kappa-1}$ near $s = 0$ and, since $m s$ and $s \widehat{k}(s)$ are negligible with respect to $\widehat{h}(s)$ for small s , we have

$$\widehat{C}_{vv}(s) = m \langle v^2 \rangle_{\text{eq}} s^{1-\kappa}, \quad s \rightarrow 0 \quad (74)$$

We can define a time-dependent diffusivity $D(t) = \int_0^t C_{vv}(\tau) d\tau$ (observe that $D_\infty = \lim_{t \rightarrow \infty} D(t)$) so that $\widehat{D}(s) = \widehat{C}_{vv}(s)/s \sim s^{-\kappa}$. As a consequence, the Laplace transform of the mean-square displacement $\langle x^2(t) \rangle$ (assuming that initially $x = 0$) behaves near $s = 0$ as

$$\int_0^\infty e^{-st} \langle x^2(t) \rangle dt = \frac{\widehat{D}(s)}{s} \sim \frac{1}{s^{1+\kappa}} \quad (75)$$

implying for large t

$$\langle x^2(t) \rangle \sim t^\kappa \quad (76)$$

Dissipative kernel $h(t)$	Inertial kernel $k(t)$	Long-term $\langle x^2(t) \rangle$ scaling
$h(t) \neq 0, \int_0^\infty h(t) dt < \infty$	arbitrary	Regular diffusion $\langle x^2(t) \rangle \sim t$
$h(t) \sim t^{-\kappa}, 0 < \kappa < 1$	arbitrary	Subdiffusive regime $\langle x^2(t) \rangle \sim t^\kappa$
$h(t) = 0$	$k(t) \leq C t^{-\kappa}, C > 0, \kappa > 1$	Ballistic motion $\langle x^2(t) \rangle \sim t^2$
$h(t) = 0$	$k(t) \sim t^{-\kappa}, 0 < \kappa < 1$	Superdiffusive regime $\langle x^2(t) \rangle \sim t^{1+\kappa}$

TABLE I. Review of the scaling results of the hydromechanic theory. The scaling relations for $h(t)$ and $k(t)$ refer to the long-term limit $t \rightarrow \infty$.

Therefore dissipative effect may determine solely the transition from regular to anomalous subdiffusive regimes.

There is a last situation that should be considered occurring in the absence of dissipation, i.e. $h(t) = 0$. Let us assume that, even in this particular case, equilibrium conditions for the velocity dynamics are achieved. This is indeed true for the numerical case studies addressed below, but the analysis of this topic is far from being trivial and will be addressed elsewhere, as it is not strictly related to the main goal of the present article.

Under these conditions eq. (71) reduces to

$$\widehat{C}_{vv}(s) = \frac{m \langle v^2 \rangle_{\text{eq}}}{m s + s \widehat{k}(s)} \quad (77)$$

Consider the case of a fluid-inertial kernel possessing power-law tail for large t , i.e. so that $\widehat{k}(s) \sim s^{\kappa-1}$, near $s = 0$. Also in this case two situations occur

- either $\kappa > 1$, or better to say more generally, there exists a positive constant $C > 0$

and an exponent $\kappa > 1$, such that $k(t) \leq C t^{-\kappa}$. In this case the term ms at the denominator of eq. (77) prevails near $s = 0$ with respect to $s k(s) \sim s^\kappa$. Thus $\widehat{C}_{vv}(s) \sim \langle v^2 \rangle_{\text{eq}}/s$, and $\widehat{D}(s) \sim 1/s^2$, the Laplace transform of the mean square displacement scales as $1/s^3$, and this corresponds to ballistic motion,

$$\langle x^2(t) \rangle \sim t^2 \quad (78)$$

- or $\kappa < 1$, the factor $s \widehat{k}(s)$ prevails on ms near $s = 0$, thus

$$\widehat{C}_{vv}(s) \sim \frac{m \langle v^2 \rangle_{\text{eq}}}{s^\kappa} \Rightarrow \widehat{D}(s) \sim \frac{1}{s^{1+\kappa}} \Rightarrow \int_0^\infty e^{-st} \langle x^2(t) \rangle dt \sim \frac{1}{s^{2+\kappa}} \quad (79)$$

that implies anomalous superdiffusive motion

$$\langle x^2(t) \rangle \sim t^{1+\kappa} \quad (80)$$

Table I reviews the scaling results obtained. The influence of the fluid-inertial kernel determines a transition from a ballistic motion, corresponding to the absence of equilibrium conditions in the velocity dynamics, to a superdiffusive motion. This occurs solely if the relaxation of the fluid-inertial modes is sufficiently slow to permit the achievement of equilibrium conditions. This phenomenon can be easily explained by considering the structure of the fluctuational pattern $\mathbb{I}_{m,E}^{(1,1,N_i)}$ in the case the dissipation induced by the friction term is set equal to zero. We can use the nondimensional formulation eq. (41) of part I (setting all the a_h 's equal to zero), and considering $N_i = \infty$ (as otherwise it is not possible to achieve a long-term power-law scaling). Under these assumptions, the dynamics governed by frictionless fluid-inertial interactions becomes the infinite system of equations

$$\begin{aligned} \frac{dv}{dt} &= - \left(\sum_{\alpha=1}^{\infty} \gamma_\alpha \right) v + \sum_{\alpha=1}^{\infty} \gamma_\alpha \mu_\alpha z_\alpha + \sqrt{2} \sum_{\alpha=1}^{\infty} d_\alpha \xi'_\alpha(t) \\ \frac{dz_\alpha}{dt} &= -\mu_\alpha z_\alpha + v + \sqrt{2} c_\alpha \xi'_\alpha(t), \quad \alpha = 1, 2, \dots, \end{aligned} \quad (81)$$

For a slow inertial dynamics, the apparent ‘‘friction’’ term $I_f(t) = -(\sum_{\alpha=1}^{\infty} \gamma_\alpha) v(t)$ (first term at the r.h.s. of eq. (81)) permits the establishment of an equilibrium in the velocity dynamics, in the meaning that the opposite contribution, namely $I_{cf}(t) = \sum_{\alpha=1}^{\infty} \gamma_\alpha [\mu_\alpha e^{-\mu_\alpha t} * v(t)]$ (deriving from the second term at the r.h.s. of eq. (81) once the $z_\alpha(t)$ -dynamics is substituted into it) is unable to equilibrate it in finite time. Of course at long time scales we have

$$\lim_{t \rightarrow \infty} [I_f(t) - I_{cf}(t)] dt = 0 \quad (82)$$

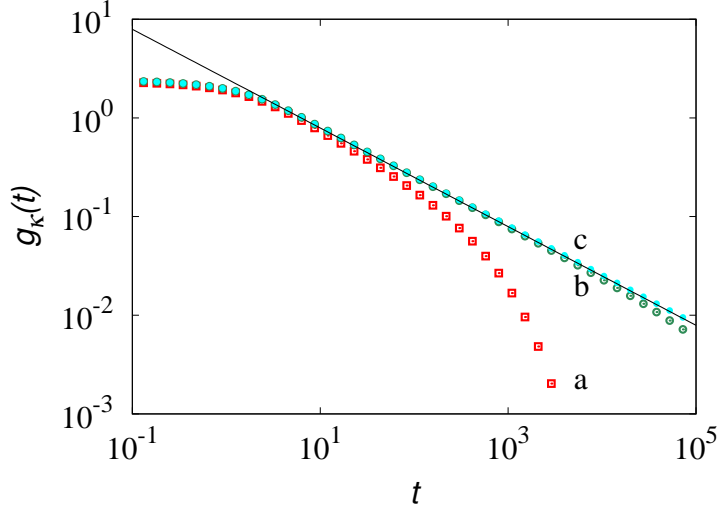


FIG. 7. Finite approximations of the function $g_\kappa(t)$ at $\kappa = 0.5$ (solid line) for finite values of N_i : (symbols \square , label a) $N_i = 10$, (symbols \circ , label b) $N_i = 20$, (symbols \bullet , label c) $N_i = 40$.

corresponding to the long-term absence of dissipation. From the physical point of view the frictionless case may be of interest in the superfluidic case, where the system is characterized by a frictionless superfluidic phase of quantum nature [44], and more generally for problems at extremely low temperatures.

Let us consider some numerical simulations, by focusing attention on the frictionless inertial case with $\kappa \in (0, 1)$. As a model for the inertial kernel we consider the function $g_\kappa(t)$ defined by the infinite Prony series

$$g_\kappa(t) = \sum_{\alpha=1}^{\infty} \frac{1}{2^{\alpha\kappa}} e^{-t/2^\alpha} \quad (83)$$

It is rather straightforward to check that in the long-term limit $g_\kappa(t) \sim t^{-\kappa}$. Set $k(t) = g_\kappa(t)$, so that with reference to eq. (81) we have $\gamma_\alpha = 2^{-\alpha\kappa}$ and $\mu_\alpha = 2^{-\alpha}$. In practical simulations the number N_i of inertial modes should be truncated to a finite number. Figure 7 depicts the approximation of $g_\kappa(t)$ by taking a finite $N_i = 10, 20, 40$ number of modes. It can be observed that the choice $N_i = 20$ provides a good approximation of the infinite sum up to nondimensional times order of 10^4 . For this reason we choose this approximation as a convenient trade-off between accuracy and computational time for numerically solving the stochastic dynamics.

Simulations of particle hydrodynamics have been obtained by solving eq. (81) with an Euler-Langevin algorithm with a time step $\Delta t = 10^{-3}$ using an ensemble of 10^6 realizations

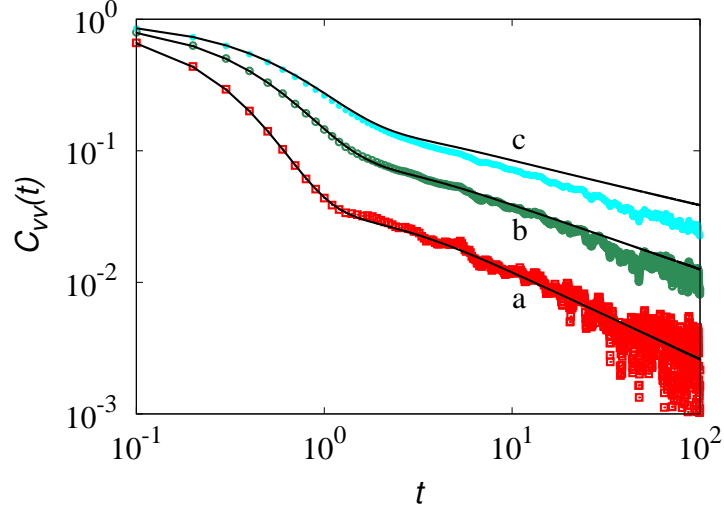


FIG. 8. $C_{vv}(t)$ vs t for the frictionless inertial model discussed in the main text. Solid lines represent the theoretical results deriving from FD1k, symbols the results of stochastic simulations: (a) $\kappa = 0.3$, (b) $\kappa = 0.5$, (c) $\kappa = 0.7$.

starting from $v(0) = z_\alpha(0) = 0$, $\alpha = 1, \dots, N_i$ and $x(0) = 0$ (in the estimate of the mean square displacement). Once equilibrium conditions have been achieved, the estimate of the equilibrium velocity density has been obtained from 10^8 realizations, and the estimate of the velocity autocorrelation function refers to the long-term conditions after a transient, once velocity statistics has relaxed towards equilibrium conditions.

Figure 8 depicts the behaviour of the velocity autocorrelation function obtained from the stochastic simulations (symbols) and from the theoretical FD1k result (solid lines) at different values of κ . As expected $C_{vv}(t) \sim t^{-(1-\kappa)}$. The behaviour of the mean-square displacements $\langle x^2(t) \rangle$ is depicted in figure 9 at different values of κ . The superdiffusive nature of motion is clearly evident.

Next, consider the equilibrium velocity pdf. This is represented in figure 10 at $\kappa = 0.5$ (other values of κ provides the same result). Observe that within the present nondimensional formulation $\langle v^2 \rangle_{\text{eq}} = 1$. As can be observed, the collapsing towards a Gaussian distribution is excellent. And this is generic features of all the hydromechanic models of anomalous diffusive behaviour, including the dissipative subdiffusive case, not shown for the sake of conciseness.

Therefore, we may conclude that, despite diffusional anomalies, particle hydromechanics

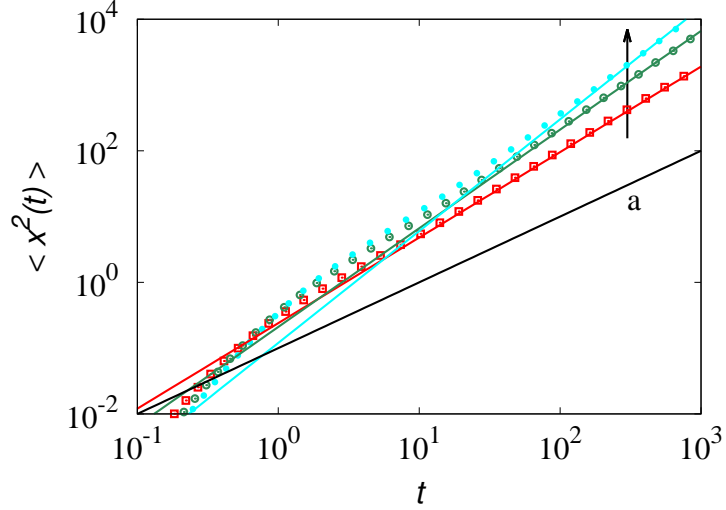


FIG. 9. $\langle x^2(t) \rangle$ vs t for the frictionless inertial model discussed in the main text at different values of κ . Symbols are the results of stochastic simulations. Line (a) represents the regular scaling $\langle x^2(t) \rangle \sim t$ to mark the clear superdiffusive deviation from it. The arrow indicates increasing values of $\kappa = 0.3, 0.5, 0.7$, and the solid lines the scalings $\langle x^2(t) \rangle \sim t^{1+\kappa}$ at the corresponding value of κ .

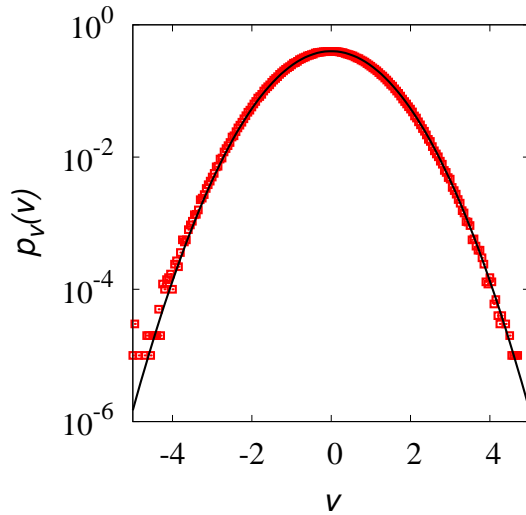


FIG. 10. Equilibrium velocity density function $p_v(v)$ vs v for the frictionless inertial model discussed in the main text at $\kappa = .5$. Symbols are the results of stochastic simulations. The solid line is the normal distribution $p_v(v) = e^{-v^2/2}/\sqrt{2\pi}$.

in the free-space predicts in all the cases Gaussian velocity density functions.

As a final remark, the frictionless inertial case represents a new interesting model in the analysis of nonequilibrium phenomena, as it show that it is possible to achieve equilibrium conditions (thermalization) even in the absence of friction, providing that the inertial effects would relax sufficiently slow. The thermodynamic implications of this results and a further analysis of this rather peculiar case will be addressed elsewhere, as it lies outside the main scope of the present work.

VIII. CONCLUDING REMARKS

We have completed the analysis initiated in part I on the representation of FD3k relations within the classical Kubo paradigm grounded on the validity of the Langevin condition. The same block structure of the internal (dissipative, fluid-inertial) degrees of freedom derived in part I for Wiener-driven modal forcings applies to generic models of stochastic forcings satisfying the condition of fluctuational independence, which in practice corresponds to the assumption of white modal stochastic perturbations. This is clearly stated in Theorem I in terms of fluctuational patterns.

The analysis developed in this article clearly shows that FD3k relations, and specifically the representation of the thermal fluctuations is not unique, if one considers exclusively the properties of the velocity autocorrelation function as the only relevant description of equilibrium fluctuations. For a given $\langle v(t) v(0) \rangle_{\text{eq}}$, there are uncountably many different stochastic representations providing the same velocity autocorrelation function, making use either of derivatives of Wiener processes, or of derivatives of Markovian and semi Markovian compound counting processes with arbitrary transition rates. This result suggests to extend the transport paradigm based exclusively on the autocorrelation functions of the fluxes, by analyzing both theoretically and experimentally higher-order correlation functions. This observation is in accordance with the analysis developed in [16] using a completely different formulation of the Langevin equations.

Two other important issues stem from the analysis developed in the present article. The use of distributional derivatives of compound Markov and semi-Markov counting processes unifies at the level of FD3k relations the classical Gaussian analysis of thermal fluctuations with the definition of stochastic perturbations arising in the study of athermal systems

[10, 11]. In perspective, this suggests a further conceptual elaboration of the proper physical meaning of the concept of “athermality”, and this analysis could be extended to the representation of stochastic fluctuations arising in the statistical physical description of active systems and active matter [45].

The second important point that follows from the results addressed in this work is that Gaussianity should not be viewed as a law of nature [46] when dealing with thermal fluctuations. It emerges as the most natural approximation in the presence of frequent stochastic perturbations of small intensity, but it may as well be violated in extreme physical conditions (e.g. at very low temperatures). This issue is closely connected with the analysis developed in [47] where it is shown that Gaussianity, for dynamic variables, such as particle/molecular velocities/momenta does not derive from a mathematical principle (the Central Limit Theorem), but it is a consequence of the elementary interaction mechanisms (amongst molecules, or between molecules and radiation) in the most common physical conditions, that may lead to a different thermodynamic behaviour if these conditions are suitably changed.

The hydromechanic theory of anomalous diffusion unifies in a single conceptual framework fluctuation-dissipation phenomena possessing regular and anomalous diffusive properties. Even in the anomalous case, the velocity fluctuations arising from Wiener-driven fluctuational patterns possess a Gaussian pdf. It is also remarkable the extension of the theory to the frictionless case and the onset of superdiffusive processes as a consequence of the slow relaxational dynamics of fluid-inertial modes.

Acknowledgment - This research received financial support from ICSC—Centro Nazionale di Ricerca in High Performance Computing, Big Data and Quantum Computing, funded by European Union—NextGenerationEU. One of the authors (M.G.) is grateful to M. G. Raizen for precious discussions.

-
- [1] M. Giona, G. Procopio and C. Pezzotti, Fluid-particle interactions and fluctuation-dissipation relations I - General linear theory and basic fluctuation patterns, submitted to arXiv (2024).
 - [2] R. Kubo, The fluctuation-dissipation theorem, *Rep. Prog. Phys.* **29**, 255-284 (1966).
 - [3] R. Kubo, M. Toda and N. Hashitsune, *Statistical Physics II Nonequilibrium Statistical Me-*

- chanics* (Springer-Verlag, Berlin, 1991).
- [4] G. Procopio and M. Giona, Modal representation of inertial effects in fluid-particle interactions and the regularity of the memory kernels, *Fluids* **8**, 84 (2023).
 - [5] S. R. de Groot and P. Mazur, *Non-Equilibrium Thermodynamics* (Dover Publ., Mineola USA, 1984).
 - [6] L. Reichl, *A Modern Course in Statistical Physics* (Wiley-VCH, Weinheim, 2009).
 - [7] L. Onsager and S. Machlup, Fluctuations and irreversible processes, *Phys. Rev.* **91**, 1505-1512 (1953).
 - [8] L. Onsager and S. Machlup, Fluctuations and irreversible processes II. Systems with kinetic energy, *Phys. Rev.* **91**, 1512-1515 (1953).
 - [9] R. L. Stratonovich, *Nonlinear Nonequilibrium Thermodynamics I: Linear and Nonlinear Fluctuation-Dissipation Theorems* (Springer Verlag, Berlin, 1992).
 - [10] K. Kanazawa, T. Sagawa and H. Hayakawa, Minimal Model of Stochastic Athermal Systems: Origin of Non-Gaussian Noise, *Phys. Rev. Lett.* **114**, 090601 (2015).
 - [11] K. Kanazawa, T. G. Sano, T. Sagawa and H. Hayakawa, Heat conduction induced by non-Gaussian athermal fluctuations, *Phys. Rev. E* **87**, 052124 (2013)
 - [12] P. Langevin, Sur la theorie du mouvement brownien. *C. R. Acad. Sci. (Paris)* **146**, 530-533 (1908), see also the English translation in *Am. J. Phys.* **65**, 1079-1081 (1997).
 - [13] S. Chandrasekhar, Stochastic problems in physics and astronomy, *Rev. Mod. Phys.* **15**, 1-89 (1943).
 - [14] N. G. van Kampen, *Stochastic Processes in Physics and Chemistry* (Elsevier, Amsterdam, 2007).
 - [15] L. D. Landau and E. M. Lifshitz *Fluid Mechanics* (Pergamon Press, Oxford UK, 1993).
 - [16] M. Giona, D. Cocco, G. Procopio, A. Cairoli and R. Klages, Stochastic hydrodynamic velocity field and the representation of Langevin equations, arXiv:2302.11672 (2023).
 - [17] F. Höfling and T. Franosch, Anomalous transport in the crowded world of biological cells, *Rep. Prog. Physics* **76**, 046602 (2013).
 - [18] S. Fedotov and N. Korabel, Subdiffusion in an external potential: Anomalous effects hiding behind normal behavior, *Phys. Rev. E* **91**, 042112 (2015).
 - [19] B. M. Regner, D. Vučinić, C. Domnisoru, T. M. Bartol, M. W. Hetzer, D. M. Tartakovsky and T. J. Sejnowski, Anomalous diffusion of single particles in cytoplasm, *Biophys. J.* **104**,

- 1652-1660 (2013).
- [20] T. G. Mason, Estimating the viscoelastic moduli of complex fluids using the generalized Stokes–Einstein equation, *Rheol. Acta* **39**, 371-378 (2000).
 - [21] T. G. Mason, K. Ganesan, J. H. van Zanten, D. Wirtz and S. C. Kuo, Particle tracking microrheology of complex fluids, *Phys. Rev. Lett.* **79**, 3282-3285 (1997).
 - [22] T. M. Squires and T. G. Mason, Fluid mechanics of microrheology, *Ann. Rev. Fluid Mech.* **42**, 413-438 (2010).
 - [23] W. Hong, G. Xu, X. Ou, W. Sun, T. Wang and Z. Tong, Colloidal probe dynamics in gelatin solution during the sol–gel transition, *Soft Matter* **14**, 3694-3703 (2018).
 - [24] K. Suman and Y. M. Joshi, On the universality of the scaling relations during sol-gel transition, *J. Rheol.* **64** 863-877 (2020).
 - [25] Y. Dai, R. Zhang, W. Sun, T. Wang, Y. Chen and Z. Tong, Dynamical heterogeneity in the gelation process of a polymer solution with a lower critical solution temperature. *Soft Matter* **17**, 3222-3233 (2021).
 - [26] S. A. McKinley and H. D. Nguyen, Anomalous diffusion and the generalized Langevin equation, *SIAM Journal Math. Anal.* **50**, 5119-5160 (2018).
 - [27] R. M. S. Ferreira, From generalized Langevin stochastic dynamics to anomalous diffusion, *Phys. Rev. E* **106**, 054157 (2022).
 - [28] R. Tuladhar, M. Bologna, and P. Grigolini, Non-Poisson renewal events and memory, *Phys. Rev. E* **96**, 042112 (2017).
 - [29] N. Laskin, Fractional Poisson process, *Comm. Nonlin. Sci. Num. Sim.* **8**, 201-213 (2003).
 - [30] D. Cocco and M. Giona, Generalized counting processes in a stochastic environment, *Mathematics* **9**, 2573 (2021).
 - [31] C. Gardiner, *Stochastic Methods* (Springer-Verlag, Berlin, 2009).
 - [32] C. van Den Broeck, On the Relation between White Shot Noise, Gaussian White Noise, and the Dichotomic Markov Process, *J. Stat. Phys.* **31**, 467-483 (1983).
 - [33] P. Mazur and D. Bedeaux, Causality, Time-Reversal Invariance and the Langevin Equation, *Physica A* **173**, 155-174 (1991).
 - [34] P. Mazur and D. Bedeaux, Nature of the Random Force in Brownian Motion, *Langmuir* **8**, 2947-2951 (1992).
 - [35] J. Dunkel and P. Hänggi, Relativistic brownian motion, *Phys. Rep.* **471**, 1-73 (2009).

- [36] W. Feller, *In Introduction to Probability Theory and its Applications - Volume 1* (J. Wiley & Sons, New York, 1968).
- [37] S. Fedotov, Single integrodifferential wave equation for a Lévy walk, *Phys. Rev. E* **93**, 020101 (2016).
- [38] M. Giona, M. D’Ovidio, D. Cocco, A. Cairoli and R. Klages, Age representation of Lévy walks: partial density waves, relaxation and first passage time statistics, *J. Phys. A* **52**, 384001 (2019).
- [39] M. Giona, A. Cairoli and R. Klages, "Extended Poisson-Kac theory: A unifying framework for stochastic processes with finite propagation velocity, *Phys. Rev. X* **12**, 021004 (2022).
- [40] V. Zaburdaev, S. Denisov and Joseph Klafter, Lévy walks, *Rev. Mod. Phys.* **87**, 483-530 (2015).
- [41] M. Kac, A stochastic model related to the telegrapher’s equation, *Rocky Mountain J. Math.* **4**, 497-509 (1974).
- [42] M. Giona, A. Brasiello, and S. Crescitelli, Stochastic foundations of undulatory transport phenomena: Generalized Poisson-Kac processes—Part I basic theory, *J. Phys. A* **50**, 335002 (2017).
- [43] M. Giona, G. Procopio and C. Pezzotti, Fluid-particle interactions and fluctuation-dissipation relations III - Correlated fluctuations, regularity and added mass, submitted to arXiv (2024).
- [44] A: Schitt, *Introduction To Superfluidity* (Springer, Cham (CH), 2015).
- [45] P. Romanczuk, M. Bär, W. Ebeling, B. Lindner and L. Schimansky-Geier, Active Brownian particles: From individual to collective stochastic dynamics, *Eur. Phys. J. ST* **202**, 1-162 (2012).
- [46] M. Kac *Statistical Independence in Probability, Analysis & Number Theory* (Dover Publ., Mineola USA, 2018).
- [47] M. Giona, C. Pezzotti and G. Procopio, Another normality is possible. Distributive transformations and emergent Gaussianity, *Physica A* **634**, 129450 (2024).