

ModelGrow: Continual Text-to-Video Pre-training with Model Expansion and Language Understanding Enhancement

Zhefan Rao^{1*}, Liya Ji^{1*}, Yazhou Xing¹, Runtao Liu¹, Zhaoyang Liu¹, Jiaxin Xie¹,
 Ziqiao Peng², Yingqing He^{1†}, Qifeng Chen^{1†}
¹ Hong Kong University of Science and Technology
² Renmin University of China



Figure 1. We continue the pre-training of a text-to-video diffusion model with ModelGrow, which includes model expansion and language understanding enhancement. Our proposed ModelGrow enhances visual quality, content richness, motion quality, and the ability to prompt following. For each example, we present three keyframes along with a video. Play the video by clicking it with Adobe Acrobat.

Abstract

Text-to-video (T2V) generation has gained significant attention recently. However, the costs of training a T2V model from scratch remain persistently high, and there is considerable room for improving the generation performance, especially under limited computation resources. This work explores the continual general pre-training of text-to-video models, enabling the model to “grow” its abilities based on a pre-trained foundation, analogous to how humans acquire new knowledge based on past experiences. There is a lack of extensive study of the continual pre-training techniques in T2V generation. In this work, we take the initial step toward exploring this task systematically and propose ModelGrow. Specifically, we break this task into two key aspects: increasing model capacity and improving semantic understanding. For model capacity, we introduce several novel techniques to expand the model size, enabling it to store new knowledge and improve generation performance. For semantic understanding, we propose a method that leverages large language models as advanced text encoders, integrating them into T2V models to enhance language comprehension and guide generation results accord-

ing to detailed prompts. This approach enables the model to achieve better semantic alignment, particularly in response to complex user prompts. Extensive experiments demonstrate the effectiveness of our method across various metrics. The source code and the model of ModelGrow will be publicly available.

1. Introduction

Investigating general methods for continual training of a text-to-video pre-trained model is gaining more interest in generative areas. Continual general pre-training aims to enable the model to acquire knowledge from new data that is similar in the domain to the original training data while retaining the information previously learned [31]. Compared to re-training, this task benefits us by conserving significant computational resources and enhancing the foundation model’s general performance by leveraging available pre-trained models in the T2V community. Existing research [31, 51] in natural language processing has indicated

*These authors contributed equally.

†Corresponding authors

Project webpage: <https://modelgrow.github.io/>

the success of continual pre-training, which has not been explored in T2V generation yet. In this paper, we make the first step towards continual T2V pre-training instead of achieving state-of-the-art performance.

Continual pre-training for text-to-video generation models faces two challenges: catastrophic forgetting [12] and the need for enhanced language understanding when dealing with long and detailed prompts. First, directly fine-tuning the model on the customized dataset would lead to the model performance drop in the general domain due to catastrophic forgetting. Especially for text-to-video generation, which requires lots of computational resources and training data, we usually need to train the foundation models with multiple phases. Second, due to recaptioning [3] being commonly used in the text-to-video generation, the long prompts generated by large language models (LLMs) bring different distributions and higher requirements to generative models, leading to decreased performance of the semantics consistency, both spatially or temporally. Only utilizing the CLIP [41] or T5 [42] as the text encoder of diffusion models is not enough to understand the long prompt with detailed information. It is still an under-explored area of how to enhance language understanding with large language models under continual pretraining.

Expanding the parameters of models could alleviate the forgetting of knowledge and increase the generation ability. LLaMA Pro [51], a block expansion method with only updates the new parameters, proves its effectiveness in natural language generation areas. Our work differs from LLaMA Pro in that we focus on the task of text-to-video generation, and we aim to provide practical and insightful guidelines for model expansion with extensive study. In the direction of LLMs enhancement, current work [26, 35] only focuses on a zero-shot method that acts as a prompt planner to increase the generation ability with LLMs. This trend will not change the denoising network architecture and thus can not increase the ability of language understanding of the generation model. We are the first work that systematically explores enhancing the text-to-video generation model both on prompt refining and language understanding improvements via incorporating the embeddings of LLMs.

We propose two continual pre-training methods for text-to-video generation, including model expansion and LLMs enhancement. For better utilization of the given pretrained model, we introduce an expansion of the transformer block to effectively incorporate new knowledge while minimizing the potential for forgetting previously learned information. The parameters of the new blocks are duplicated from adjacent blocks to ensure smooth and efficient training. This approach not only facilitates the incorporation of additional data but also maintains the structural integrity and performance consistency of the existing model. Furthermore, we first modify the current re-captioning method for more

rich contents and incorporate the embeddings of LLMs as an extra condition in the architecture of the Diffusion Transformer. Specifically, we expand the cross-attention block for the text condition and duplicate the weights of the original cross-attention block as the initialization of the new block conditioning on LLMs. Equipped with the prompt template, another cross-attention block conditioning on LLMs embeddings significantly increases the language understanding ability and produces videos with more semantic consistency and vivid motion.

We conduct continual pre-training on our dataset with long prompts generated by LLaVA-NeXT [33]. We also evaluate our models on datasets, VBench [29] and the subset of CompBench [43] with quality and semantics metrics. In summary, our contributions can be summarized as follows:

- We propose the model expansion as a continual pre-training method for the transformer-based diffusion model, enabling the incorporation of new knowledge while mitigating the risk of forgetting previously acquired information.
- We systematically investigate the LLMs-enhanced text-to-video generation models, both for prompt refining and LLMs embedding incorporation, improving the consistency and quality of generated videos.
- We continually train the pre-trained model with our high-quality dataset and conduct extensive evaluations to demonstrate the effectiveness of ModelGrow.

2. Related Work

2.1. Continual Pre-training of Generative Models

Continual Pre-training [11, 14] aims to learn from the evolving data without forgetting the knowledge in the past. In the field of generative models, most of the works [28, 30, 51] illustrate the effectiveness of the continual learning strategy in Language Model applications. The first direction tries to explore the parameter-efficient approaches, adopting the pre-trained model to specific domains, like LoRA [28], and Adapters [27]. Another direction in Language Models [30, 48, 51] is to continue learning the pre-trained model to enhance the overall performance without decreasing the training scale. [51] introduce a block expansion strategy and only update the new parameters. [30] propose a simple and scalable learning rate strategy and update all the parameters to improve the overall performance. Unlike post-training, which involves fine-tuning, alignment, and evaluation stages, in this paper, we mainly focus on the general continual pre-training techniques to enhance the quality of generation and language understanding. To the best of our knowledge, we are the first comprehensive study of continual pre-training in text-to-video generation.

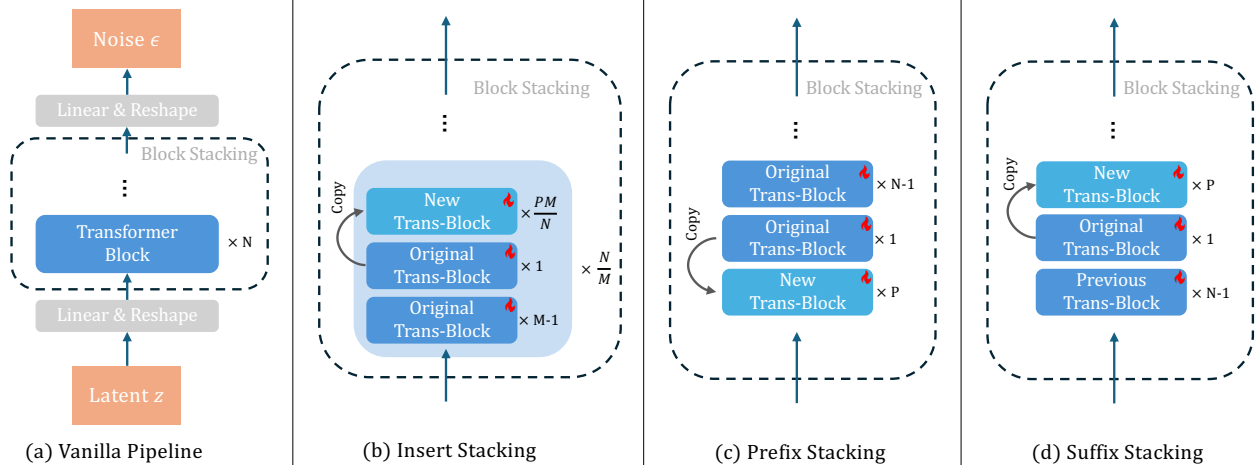


Figure 2. Simplified forward pipeline and variants of block expansion methods. (a) The vanilla pipeline is the traditional stacking of transformer blocks for sequential processing; (b) insert stacking is inserting new transformer blocks intermittently between the existing stack; (c) prefix stacking is adding all the new transformer blocks at the beginning of the stack; (d) suffix stacking is appending all the new transformer blocks at the end of the stack. Each stacking variant illustrates different strategies for arranging transformer blocks to enhance model performance. We choose Insert Stacking as our expansion method.

2.2. Text-to-Video Generation

Text-to-video generation challenges us to convert low-dimensional data, such as short text, to high-dimensional modality video. Initially, most of the video generation models are GAN/VAE-based [13, 34, 38, 46], which generate videos by learning latent representations and producing sequences of frames that mimic real-world video data. Recently, the video generation models are based on the diffusion model. We can categorize them into two parts: U-Net-based and transformer-based. The U-Net-based models come first, such as VDM [25], Imagen Video [24], LVDM [21], AnimateDiff [19], VideoCrafter1 [7], VideoCrafter2 [8], Emu Video [44, 45, 49], WALT [20], Lumiere [2], Show-1 [55] and many others [4, 17, 22, 37, 47, 50, 57], employ U-Net architectures within diffusion processes to iteratively refine noisy inputs, effectively generating high-quality videos through a series of denoising steps that model complex data distributions. Then, with the OpenAI’s Sora [6] being proposed, more and more transformer-based models appear, such as Open-Sora [56], Open-Sora-Plan [32], Latte [36], and CogVideoX [53], try to utilize the transformer’s self-attention mechanisms to capture temporal and spatial dependencies across frames, enabling the generation of coherent and temporally consistent video sequences.

2.3. Text-to-Video Generation with LLMs

Incorporating Large Language Models (LLMs) can enhance the generation ability of video foundation models [23, 56]. There are two ways to incorporate LLMs: zero-shot and tuning. In the zero-shot approach, Re-captioning [3, 56], a method turning the short prompt into a long-detailed

prompt, is commonly used to improve the visual generation quality and accurately follow the user’s prompt. Another direction [15, 26, 35] tries to use LLMs as the planner at the first stage and then generate the whole video given the outputs of the planner. For tuning, several works [18, 54] aim to produce efficient visual tokens that are suitable for LLMs learning due to the gap between the visual and language modalities. SEED [18] learns a discrete visual tokenizer by minimizing the reconstruction loss and contrastive loss. MAGVIT [54] proposes a video tokenizer that maps the pixel space into the language domain with Lookup-Free Quantization. In this paper, we follow the tuning direction but do the opposite, aiming to incorporate the LLMs embeddings into the visual domain to enhance language understanding.

3. Method

In this section, we introduce the core framework of ModelGrow. Firstly, we outline the preliminaries that form the basis of our approach in Sec.3.1. Then, we introduce the block expansion process in detail, highlighting its role in enhancing model capacity in Sec.3.2. Finally, we discuss the integration of LLMs in the field of text-to-video generation, demonstrating their impact on performance in Sec. 3.3.

3.1. Preliminary: Diffusion Model with Transformers

Diffusion Architecture Diffusion models typically utilize a convolutional U-Net architecture to effectively learn the reverse process necessary for reconstructing the desired output from noise. However, the Diffusion Transformers (DiT) [40] had been introduced to replace the U-Net. This

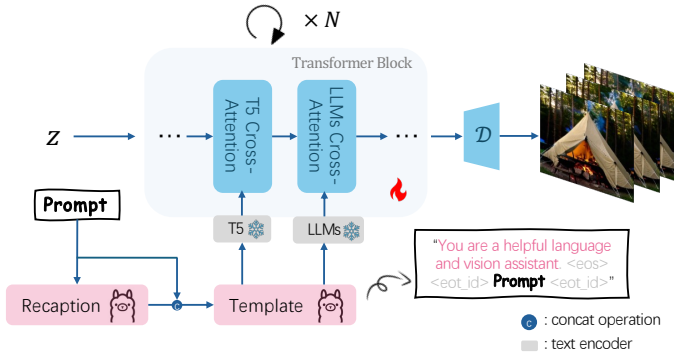


Figure 3. Overview of the pipeline cooperating with the LLMs enhancement. We modify the architecture of the transformer block by adding another cross-attention block, aiming to learn the condition of LLM text embedding. The LLMs cross-attention block follows the original T5 cross-attention block to enhance the language understanding ability of the generation models. For better understanding, we omit the details of the temporal block and spatial block, which are the same as the DiT [40] transformer block. All parameters of the transformer block will be updated during the training process.

transformer is designed to operate on latent patches, thereby enhancing the model’s capacity to achieve state-of-the-art performance.

Extending to the video generation model, there are many variants of transformer blocks have been proposed [36]. The base model architecture and the pipeline we choose are shown in Fig. 2 and Fig. 3 followed by the Open-Sora V1.0 [56]. In Fig. 2, part (a) shows a simplified forward pipeline. We omit the encoding and decoding process of video VAE for the sake of conciseness. The latent features $z \in \mathbb{R}^{B \times C \times T \times H \times W}$ is gotten by the video VAE. It first goes through the linear layer and reshapes the output feature to generate the token embeddings for the next transformer blocks. After several transformer blocks, the embeddings will go through another linear layer and reshaping operation to get the desirable final noise ϵ .

The basic transformer block mainly consists of two self-attention blocks, a cross-attention block, and a feedforward layer. These two self-attention blocks are the spatial block and the temporal block. The embedding tokens should be reshaped appropriately before going through the corresponding block. After the self-attention blocks, the cross-attention block will absorb the prompt embedding.

Diffusion Training Loss To train a diffusion model, we focus on a denoising model ϵ_θ with parameters θ , which predicts and removes noise at each step. The goal is to minimize the mean squared error between the predicted noise and the actual noise added during the diffusion process:

$$\mathcal{L} = \mathbb{E}_{z \sim p(z), \epsilon \sim \mathcal{N}(0,1)} [\|\epsilon - \epsilon_\theta(z_t, t)\|^2] \quad (1)$$

In this equation, z_t is the noisy data at step t , and ϵ is the true noise.

where the w denotes the guidance scale.

Recaption	Instruction: Your task is to rewrite the provided prompt into a new one that offers more specific details. There are also some requirements: 1. Add specific details about objects, entities, and motions. 2. Ensure the new prompt stays true to the original content. 3. Keep the rewritten prompt between 35 and 128 words.
LLMs	
User	Prompt: <i>Pyramidal tent</i> sheltering a <i>round grill</i> .
LLMs	Reply: A large, canvas <i>pyramidal tent</i> stands in a lush, green forest clearing, its beige fabric gently swaying in the breeze. Inside the tent, a <i>round, cast-iron grill</i> sits on a wooden platform, glowing with warm, orange embers. Sunlight filters through the tent's open flaps, casting dappled patterns on the ground. The scene is tranquil, ...

3.2. Model Expansion with Block Duplication

Block duplication As shown in Fig. 2, assume the vanilla diffusion model consists of N transformer blocks. We propose three block expansion variants according to [51]. Suppose we expand P new transformer blocks, which are copied from the previous blocks. Fig. 2 (b) illustrates a variant of block expansion called insert stacking. The total block stacking can be divided into P parts. Within each part, a new transformer block, duplicated from the previous block, is appended at the end. The number of original transformer blocks is $\frac{N}{P}$. Figure 2 (c) depicts another variant of block expansion known as prefix stacking. In this approach, all the new transformer blocks are positioned before the original transformer blocks. The parameters for these new blocks are duplicated from the first original transformer block. Figure 2 (d) presents a variant of block expansion termed suffix stacking. In this method, all new transformer blocks are appended after the original transformer blocks. The parameters for these additional blocks are duplicated from the last original transformer block. We conduct the experiments mainly based on the insert stacking variant. For our specific configuration, we set $P = N$, meaning that for every original transformer block, a new transformer block is sequentially added immediately following it. This configuration allows for a systematic exploration of block expansion effects on model performance. Apart from that, we also conduct the ablation study about the different expansion variants and expansion sizes.

Zero initialization To maintain outputs following block expansion, we implement a zero initialization procedure for the newly added transformer blocks. According to the basic transformer-based diffusion model architecture [56], each transformer block comprises four residual blocks. By ap-

plying zero initialization, the output of each residual block becomes equivalent to its input, effectively transforming it into an identity block. This ensures no alteration in the output initially. We achieve this by setting the parameters of the last linear layer within each identity block to zero. Specifically, the linear layers within the spatial block, temporal block, cross-attention block, and feed-forward layer are all initialized to zero.

3.3. Language Understanding Enhancement

Given a prompt p , we want to generate a video V conditioning on p . Figure 3 shows our pipeline of the current LLMs-enhanced transformer block. To increase the richness of the prompts as well as enhance the understanding ability for the long and complex prompts, we propose two large language model enhancement techniques in text encoder and transformer block.

Text encoder with LLMs enhancement User prompts usually lack details, especially in the text-to-video generation task. Inspired by the re-captioning in DALLE-3 [3] and Sora [6], we first use LLMs to generate the detailed prompts p_l from the prompt p . Different from the current work that replaces p with p_l , we generate p_{sl} by appending p with p_l so that we can highlight the key information as well as maintain the details of the description of the key points. Before feeding the prompt into the transformer block, except for the original text encoder $\xi(\cdot)$, such as T5 [42], for getting the embeddings of the text, we add another text encoder $\xi^*(\cdot)$, reasoned with LLMs parallelly. Specifically, in order to fit in the distribution of Large Language Models training datasets, we equip p_{sl} with an LLMs template and thus generate p^* . An example of an LLMs template from Llama3 is shown in Figure 3.

Transformer block with LLMs enhancement We also modify the architecture of the transformer block to enhance the language understanding ability of the video generation model. We add an extra cross-attention module conditioning on LLMs embeddings following the T5 cross-attention module in every transformer block. Like the T5 text embedder, we also learn an LLMs-based embedder to adapt to the change of feature distributions. Inspired by Lumina-T2X [16], we apply gate parameter λ followed by the tanh function, leading to a zero-initialization setting. The text encoder $\xi(\cdot)$ and $\xi^*(\cdot)$ will be frozen, and we will update all the parameters in the transformer block. Similar to model expansion, we copy the weights of the T5 cross-attention block as the initialization of the weights of the LLMs cross-attention block.

Training loss We regard T5 and LLMs embeddings as two separate conditions for video generation. This setting

could allow us flexibly to adjust the influence of LLMs enhancement. In our text-to-video generation network, the denoising network $\epsilon_\theta(z_t, t, c_{t5}, c_{llm})$ has two conditions, which denotes the T5 embeddings c_{t5} and the LLMs embeddings c_{llm} separately. According to the original diffusion training loss Eq. 1, our training loss is formulated as follow:

$$\mathcal{L} = \mathbb{E}_{z,t,c_{t5},c_{llm},\epsilon \sim \mathcal{N}(0,1)} [\|\epsilon - \epsilon_\theta(z_t, t, c_{t5}, c_{llm})\|^2]. \quad (2)$$

Classifier-free guidance for two conditions Practically, during the training process, we randomly drop the LLMs condition c_{llm} at 1% and drop all two conditions at 0.1%. Similar to the two conditions formula in InstructPix2Pix [5], our two text conditions are:

$$\begin{aligned} \tilde{\epsilon}_\theta(z_t, c_{t5}, c_{llm}) = & \epsilon_\theta(z_t) \\ & + s_{t5}(\epsilon_\theta(z_t, c_{t5}) - \epsilon_\theta(z_t)) \\ & + s_{llm}(\epsilon_\theta(z_t, c_{t5}, c_{llm}) - \epsilon_\theta(z_t, c_{t5})). \end{aligned} \quad (3)$$

where s_{t5}, s_{llm} denote the guidance scales for T5 embeddings and LLMs embeddings accordingly.

4. Experiments

In this section, we will introduce the critical experimental information sequentially. Firstly, we outline the foundational experiments’ settings in the Sec. 4.1. Then, we show the main quantitative and qualitative results of our methods in Sec. 4.2. Finally, the ablation study shows the different effectiveness between the various architectures in Sec. 4.3.

4.1. Experimental Setup

Pretraining stage. We utilize a subset of Panda-70M dataset [10] including around 2 million video clips, the Vript dataset [52] including around 0.4 million video clips and the Webvid dataset [1] including around 2 million video clips. Apart from these video datasets, we also use the JourneyDB dataset [39], including around 4 million high-quality images for joint image and video training.

For the base model, we begin with Open-Sora V1.0 [56], which is around 0.7 billion parameters, and train the model with the datasets described above to produce our base model. According to its report, we initialize the base model with the PixArt- α [9]. During the training, the batch size is set to 32 on a single GPU, and the learning rate is set to $2e-5$. Each training video clip contains 16 frames with the resolution 256×256 . The base model is trained for around 108k steps on 32 NVIDIA H800 GPUs.

Continual pretraining stage. In this stage, we collect a new dataset, including 400k high-quality video clips with

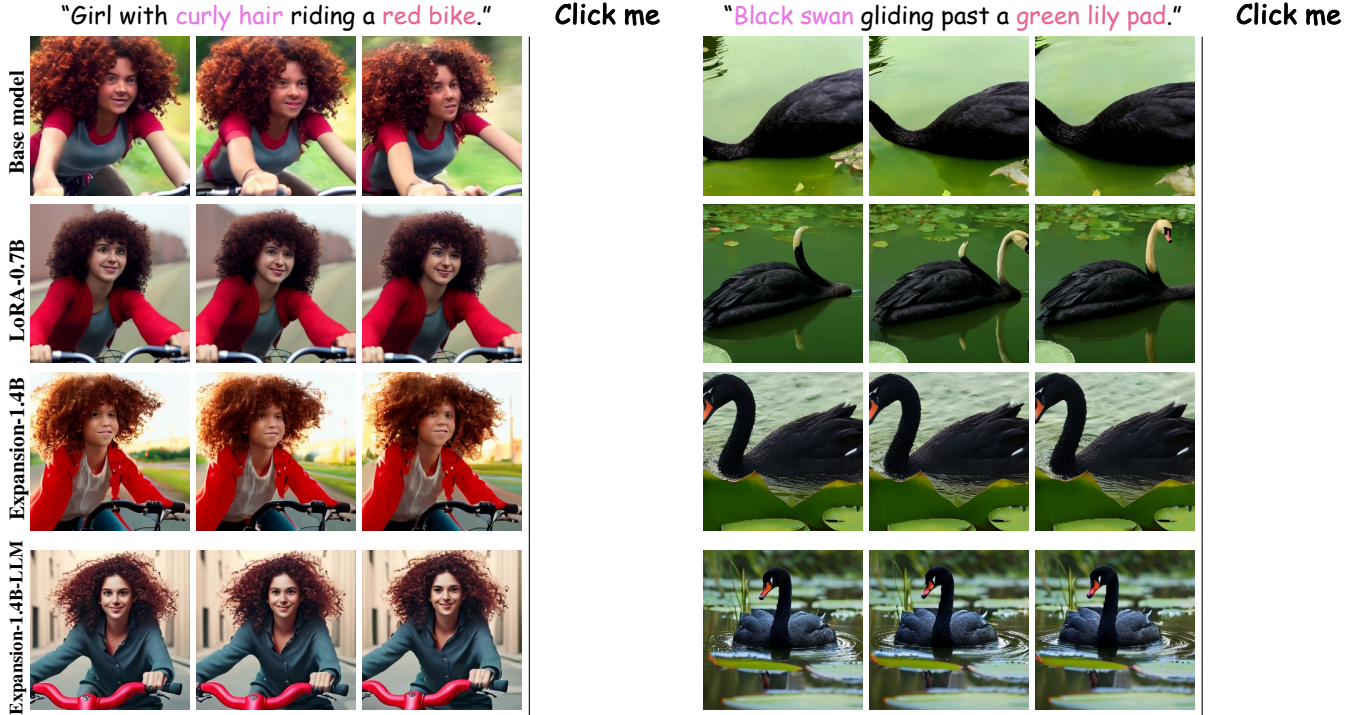


Figure 4. Qualitative results of our results compared with baselines. Our model Expansion-1.4B-LLM generates videos with higher quality and more semantic alignment than the results of baselines, given the prompt. Play the video by clicking it with Adobe Acrobat.

Method	VBench Standard Prompts [29]			T2V-CompBench Consistency Attribute Prompts [43]				
	Total Score \uparrow	Quality Score \uparrow	Semantic Score \uparrow	Subject Consistency \uparrow	Background Consistency \uparrow	Imaging Quality \uparrow	Aesthetic Quality \uparrow	MLLM Score \uparrow
Base model	76.28%	78.59%	67.04%	93.99%	95.79%	63.78%	55.02%	0.6015
Vanilla-0.7B	76.27%	78.73%	66.42%	95.53%	97.01%	62.83%	56.65%	0.6375
LoRA-0.7B [28]	77.41%	79.86%	67.60%	96.27%	97.07%	64.25%	57.37%	0.6363
Expansion-1.4B	77.98%	80.48%	67.99%	96.50%	97.30%	66.52%	57.33%	0.6438
Expansion-1.4B-LLM	78.49%	81.01%	68.42%	97.00%	97.54%	67.28%	58.46%	0.6737

Table 1. Quantitative results on the VBench standard prompts and CompBench consistency attribute prompts. **Vanilla** and **Expansion** denote remaining and expanding the transformer blocks, respectively. **LLM** denotes introducing the LLMs enhancement. MLLM Score denotes the semantic score reasoned by LLaVa-v1.6-34b [33].

detailed long prompts generated by the LLaVA-NeXT [33]. An example of our training prompts is illustrated in supplementary materials. We conduct the training stage on 8 NVIDIA H800 GPUs. For a fair comparison, we keep the same total number of training steps times total batch sizes. As for the training hyper-parameters, we still set the learning rate as $2e-5$, the same as the pretrained stage. Each training video clip contains 16 frames with the resolution 256×256 .

Evaluation stage. We primarily utilize VBench [29] as our evaluation framework due to its robust and comprehensive suite for assessing video model performance. The evaluation experiment is structured into two distinct parts. The first part utilizes the standard VBench evaluation suite, which requires that we use the official standard prompts during the inference. This official prompt file contains 946 short prompts. For the second part, to precisely assess the impact and effectiveness of the LLMs enhancement within our approach, we use the Consistency Attribute Prompts from T2V-CompBench [43], including 100 high-quality prompts. Based on the CompBench prompt, we

Method	VBench Standard Prompts		
	Total Score↑	Quality Score↑	Semantic Score↑
Expansion-1.1B	77.52%	79.94%	67.84%
Expansion-2.1B	78.37%	80.48%	69.93%
Expansion-1.4B-Prefix	77.71%	80.26%	67.50%
Expansion-1.4B-Suffix	77.81%	80.00%	69.03%

Table 2. Quantitative results of ablation study on the different model size and variant stacking methods. By default, we use Insert Stacking. **Prefix** and **Suffix** denote the model utilizing Prefix Stacking and Suffix Stacking, respectively.

Method	T2V-CompBench Prompts		
	Subject Consistency↑	Image Quality↑	MLLM Score↑
LLMs Injection			
Expansion-1.4B-SL	96.18%	65.85%	0.6470
Expansion-1.4B-LLM-SL	97.00%	67.28%	0.6737
Inference Strategy			
Expansion-1.4B-LLM-S	96.52%	66.93%	0.6315
Expansion-1.4B-LLM-L	96.73%	65.05%	0.6283
Expansion-1.4B-LLM-SL	97.00%	67.28%	0.6737

Table 3. Quantitative results of ablation study on the method language understanding ability with LLMs injection and modified recaptioning during the inference. The suffix **S**, **L**, and **SL** denote that we infer the model on the original prompt, the detailed long prompt, and the merged prompts of the two types.

jointly use the customized VBench evaluation suite and semantic MLLM score reasoned with the LLaVA-v1.6-34b model [33] to evaluate the generated results both in quality and semantics.

4.2. Quantitative and Qualitative Results

The main quantitative results are shown in the Table 1. For the VBench standard evaluation, there are three summative scores, which are derived from the analysis of 16 fundamental assessment dimensions. For the T2V-CompBench prompts, the VBench tool can only evaluate partial dimensions. The supplementary materials will show the results for all dimensions. Vanilla-0.7B, LoRA-0.7B, and Expansion-1.4B are trained continually from the Base model, while Expansion-1.4B-LLM are trained from the checkpoints of Expansion-1.4B. As our baselines, Vanilla-0.7B denotes the vanilla version via updating all parameters from the Base model directly, and LoRA-0.7B represents updating the parameters of the base model in the LoRA [28] approach.

Continually training the pretrained model via model expansion significantly improves the performance compared to vanilla or LoRA training. The comparison between the Vanilla-0.7B and Expansion-1.4B models reveals that increased model size enhances the model’s capability to gen-




Figure 5. Examples of our model with different prompts. We use Expansion-1.4B-LLM to evaluate the effectiveness of modified recaptioning. We can see the content of the video is richer with the help of the long prompt (L). However, some key information, such as “blue bath towel”, is missing if we directly replace the original prompt (S) with the long prompt. By concatenating the original prompt with the long prompt (SL), the model could keep the critical information as well as lead to a richer video result. Play the video by clicking it with Adobe Acrobat.

erate video with higher quality. Moreover, when the base model is included in the comparison, it becomes apparent that merely continuing training with the same model size yields limited improvements or even detriments in some dimensions, such as semantic score and imaging quality. In addition, we also found that we can continually improve the model’s performance, especially in semantic alignment, with LLMs enhancement, even though the datasets are still the same. Table 1 shows The performance of Expansion-1.4B-LLM improves compared with Expansion-1.4B both in VBench and CompBench Consistency Attribute Prompts in Table 1.

We also show some examples perceptually in Figure 4. From these examples, we conclude that our model Expansion-1.4B-LLM produces more high-quality generation results and has more semantic alignment with the given prompt. More qualitative results are shown in the supplementary materials.

4.3. Ablation Study

4.3.1. Ablation Study on Model Expansion

Table 2 presents the quantitative results of an ablation study focusing on model scaling and different variant stacking methods. Comparing Expansion-2.1B and Expansion-1.1B

Method	VBench Standard Prompts		
	Total Score↑	Quality Score↑	Semantic Score↑
Vanilla-0.7B-LLM w/o template	77.48%	80.53%	65.33%
Vanilla-0.7B-LLM w/o duplication	76.01%	80.05%	66.19%
Vanilla-0.7B-LLM	77.49%	80.07%	67.12%

Table 4. Ablation study on the approach incorporating LLMs embeddings. The pre-trained model is the Base model in Table 1. **Template** denotes equipping prompt with LLMs template. **Duplication** denotes duplicating the weights of the T5 cross-attention block to the LLM cross-attention block as the initialization.

with Expansion-1.4B shown in Table 1 reveals the effectiveness of duplicating blocks via increasing model size. Notably, Expansion-2.1B attains superior results across total, quality, and semantic scores. Regarding variant stacking, Prefix Stacking enhances the quality score but adversely affects the semantic score. Conversely, Suffix Stacking improves the semantic score while diminishing the quality score. Therefore, Insert Stacking is preferred in the main table, as it yields the optimal total score.

4.3.2. Ablation Study on LLMs Enhancement

Modified re-captioning Table 3 shows the quantitative results of the ablation study on LLMs Enhancement techniques. Firstly, we want to verify the effectiveness of modified re-captioning techniques for prompts. Expansion-1.4B-LLM-S denotes that we infer the Expansion-1.4B-LLM model on the original short prompt. Expansion-1.4B-LLM-L denotes that we infer the Expansion-1.4B-LLM model on the detailed long prompt reasoned with LLMs. Expansion-1.4B-LLM-SL denotes that we infer the Expansion-1.4B-LLM model on the concatenation of the original prompt and the detailed long prompt. The quantitative results in Table 3 and the examples in Figure 5 validate the assumption that short prompts maintain the key information, and detailed long prompts can provide more rich content that leads to videos with high quality and semantic consistency.

Language understanding ability with LLMs injection

We also conduct an ablation study on whether injecting cross-attention block conditioning LLMs embeddings or not, keeping the prompt the same in Table 3. Comparing Expansion-1.4B-LLM-SL with Expansion-1.4B-SL, we conclude that the model can better understand the prompt with LLMs embeddings and thus generate videos with more semantic alignment.

The approach incorporating LLMs embeddings We have proposed two techniques for incorporating LLMs embeddings: equipping the prompt with an LLMs template and duplicating the weights of the T5 cross-attention block to the LLMs cross-attention block as an initialization. Table 4 shows the quantitative results on VBench Standard

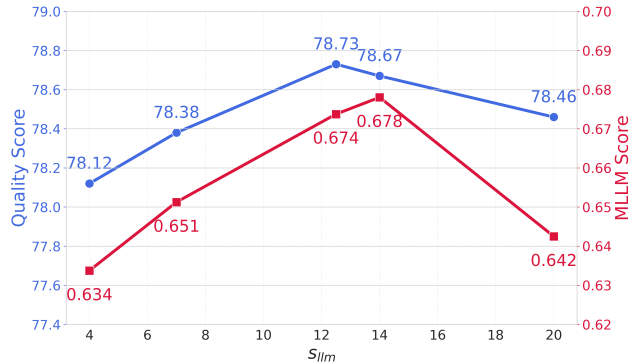


Figure 6. Ablation study on classifier-free guidance (CFG). We fix the scale of CFG T5 to 7 and vary the scale of CFG LLMs from 4 to 20. With the increase of CFG LLM, indicating the influence of the condition of LLMs embeddings, we can improve the generated results of our model.

Prompts. We conclude that we can better utilize the LLMs embeddings to enhance the language understanding ability with the two techniques.

Classifier-free guidance We fix the guidance scale of T5 s_{t5} to 7 and vary the guidance scale of llm s_{llm} from 4 to 20. Figure 6 shows the quality score and semantic score reasoned by MLLM on the CompBench prompt, respectively. The larger value s_{llm} indicates the more significant impact of the llm condition on the generated results. We can see the score has improved with the increase of s_{llm} , showing the effectiveness of incorporating LLMs embeddings. In the paper, we set CFG T5 to 7 and CFG LLMs to 12.5 to run our final model Expansion-1.4B-LLM.

5. Conclusion

In this paper, we introduced ModelGrow to tackle the challenges of continual general pre-training in text-to-video generation. The block duplicated expansion technique effectively expands transformer-based diffusion models, allowing them to integrate new knowledge from custom datasets without catastrophic forgetting. By updating all parameters and duplicating blocks from adjacent layers, we ensured smooth integration of new information while preserving the integrity of prior content. Furthermore, we leverage large language models (LLMs) through our LLM-conditioned expansion. By adding LLM embeddings as an extra cross-attention block in the transformer architecture, our model gains better understanding of lengthy and detailed prompts from advanced LLMs. Due to the high cost of computation resources, we only verify our continual pre-training methods on one base model. In future work, we would like to apply our methods to other text-to-video foundation models and thus keep improving the performance of video generation ability in the generative community.

A. Details of Insert Stacking

As shown in Fig. 7, the insert stacking inserts new transformer blocks intermittently between the existing stack. Suppose we extend $P = kN$ new transformer blocks, where $k \in \mathbb{R}$ and $P \in \mathbb{N}^+$. To express the coefficient k in irreducible fraction form, it can be represented as $\frac{x}{y}$, where $x, y \in \mathbb{N}^+$ and $\gcd(x, y) = 1$. From this, we can get $\frac{PM}{N} = x$ and $M = y$.

To clarify this process, consider the following examples of extending transformer blocks:

- In the first case, if we extend N new transformer blocks, where $k = 1$. In irreducible fraction form, this is $\frac{1}{1}$. Thus, we can get $M = 1$ and $\frac{PM}{N} = 1$, which means that one new transformer block is placed directly behind each original transformer block in the stack.
- In the second case, if we extend $0.5N$ new transformer blocks, where $k = 0.5$. Writing this as an irreducible fraction, we have $\frac{1}{2}$. Therefore, we can get $M = 2$ and $\frac{PM}{N} = 1$. Note that N must be divisible by $M = 2$ to maintain divisibility.
- In the third case, if we extend $2N$ new transformer blocks, where $k = 2$. In irreducible fraction form, this is $\frac{2}{1}$. As a result, we can get $M = 1$ and $\frac{PM}{N} = 2$.

B. Details of Transformer Block Architecture

We show the detailed architecture of transformer blocks in our work in Fig. 8 followed by the Open-Sora V1.0 [56]. Within each transformer block, the latent feature z is processed through a series of specialized modules: the Spatial Self-Attention Block, Temporal Self-Attention Block, T5 Cross-Attention Block, LLM Cross-Attention Block, and concludes with a Feed Forward Block. This sequence ensures the comprehensive extraction and integration of features across both spatial and temporal dimensions.

As for the timestep t , It utilizes the scalable adaptive layer normalization (S-AdaLN) [36]. This linear layer will compute the γ , β , and α based on the timestep embedding c . After the layer normalization, the scale and shift operation is $\gamma_1 \text{LayerNorm}(z) + \beta$, where the h denotes the hidden embedding within the transformer blocks. Before the residual connections, the scale operation is αh .

Suppose we have the latent feature $z \in \mathbb{R}^{B \times C \times T \times H \times W}$, where B denotes the batch size, C the channel count of video frames, T the number of video frames, and H and W the height and width of each latent feature, respectively. The latent feature should be reshaped to the $z_s \in \mathbb{R}^{B_s \times S \times d}$ before the Spatial Self-Attention Block, where $B_s = B \times T$ and $S = H \times W$. Subsequently, this feature will be reshaped to the $z_t \in \mathbb{R}^{B_t \times T \times d}$ before the Temporal Self-Attention Block, where $B_t = B \times S$.

To introduce the LLM embedding, we introduce an LLM Cross-Attention Block immediately following the T5

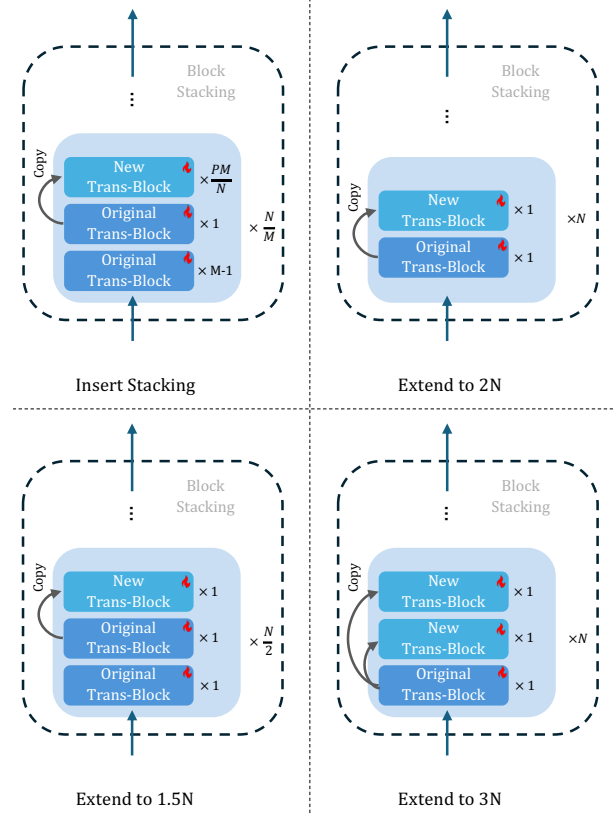


Figure 7. Details of Insert Stacking. We also show the three examples with extending to different numbers of transformer blocks.

Cross-Attention Block. This addition enhances the model’s ability to incorporate contextual information from large language models, thereby enriching the feature representation. To regulate the influence of this cross-attention mechanism, a gating coefficient γ is employed, initially set to zero, allowing for gradual integration and fine-tuning of the LLM-derived features.

C. Training Prompts Recaption

Incorporating detailed prompts into model training significantly enriches the realism and consistency of generated scenes. By providing explicit instructions regarding setting, actions, and other cinematic elements, these prompts help the model to generate more accurate complex environments and interactions. To advance the model’s ability to process such detailed prompts, we employ a multimodal large language model (MLLM) for training in prompt re-captioning.

As shown in Fig. 9, under the help of LLaVA-NEXT, we utilize the instruction to generate a desirable detailed prompt. Compared to the original prompts, it presents the key elements like the setting, characters, and their actions. Expand on these by adding specifics about clothing, ges-

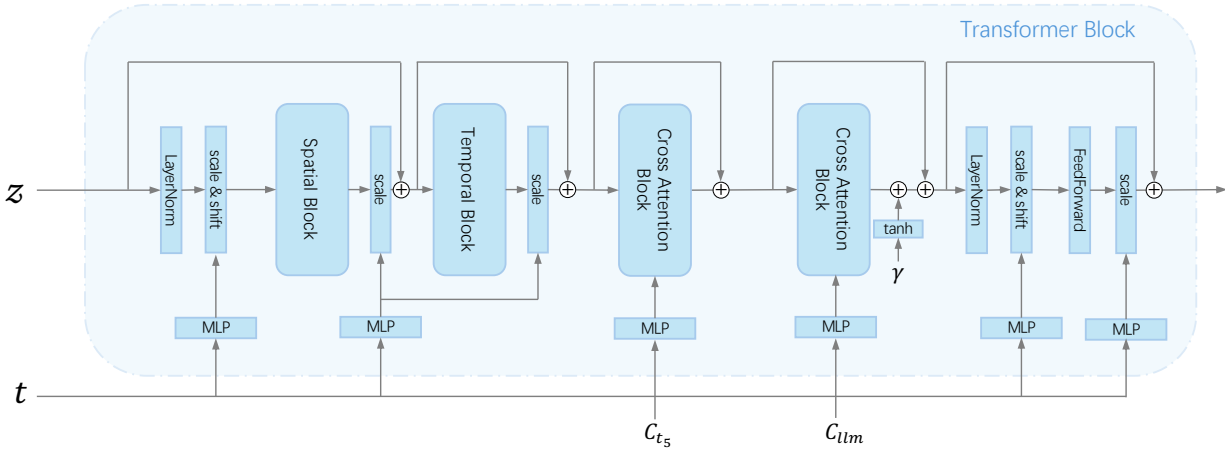


Figure 8. Overview of the transformer block of the text-to-video generation model. We modify the architecture of the transformer block by adding another cross-attention block, aiming to learn the condition of LLM text embedding. The LLMs cross-attention block follows the original T5 cross-attention block to enhance the language understanding ability of the generation models.



Instruction: Please generate a detailed video caption that describes the scene comprehensively and accurately. The caption should include specific elements such as the appearance of objects, their actions and clothing, the scene and setting, video style, lighting and weather conditions, or any notable objects. Also the caption should including the camera movement, camera angle and shot type. a clear and precise description to help someone The focus should be on providing who cannot see the video understand the scene and the dynamics and actions fully.

User

Prompt: The video appears to be a series of still images showing a conversation between two individuals, possibly in a dark room, with one person seated and the other standing, and the content of the conversation is not clear from the images.



Instruction: In this video, we see a scene of a serious conversation unfolding between two individuals in an indoor setting. The room is dimly lit, creating an intimate atmosphere, with the primary light source coming from a single overhead light. The woman on the left, dressed in a casual, light-colored, long-sleeved shirt and jeans, is seated on a black leather couch, her arms gesturing animatedly as she speaks. Her companion, on the right, is seated across from her, taking notes on a clipboard, attentively listening to her. The camera angle is from a side perspective, capturing both individuals in a close-up shot, emphasizing their expressions and body language. The setting appears to be a professional or semi-formal environment, possibly an office or a meeting room. The video has a documentary style, with a focus on the interaction between the two characters, and the camera work is steady, maintaining a consistent position to capture the conversation in detail.




Figure 9. Example of training prompts recaption.

tures, and expressions. Describe the lighting, atmosphere, and any notable objects to establish the mood. Furthermore, it also specifies camera details, such as angle, movement,

and shot type, to convey the visual presentation. Mention the video style, such as documentary, to provide storytelling context. Finally, highlight the character interactions to sug-

Method	VBench Standard Prompts on Quality Dimension [29]						
	Subject Consistency [↑]	Background Consistency [↑]	Temporal Flickering [↑]	Motion Smoothness [↑]	Aesthetic Quality [↑]	Imaging Quality [↑]	Dynamic Degree [↑]
Base model	0.9159	0.9705	0.9737	0.9534	0.5964	0.6079	0.5306
Vanilla-0.7B	0.9069	0.9779	0.9820	0.9474	0.6029	0.5850	0.5778
LoRA-0.7B [28]	0.9343	0.9768	0.9805	0.9603	0.6154	0.6124	0.5028
Expansion-1.4B	0.9212	0.9807	0.9837	0.9583	0.6139	0.6225	0.5833
Expansion-1.4B-LLM	0.9637	0.9843	0.9872	0.9761	0.6413	0.6431	0.3056

Table 5. Quantitative results of the quality score on the VBench standard prompts.

Method	VBench Standard Prompts on Semantic Dimension [29]								
	Object Class [↑]	Multiple Objects [↑]	Human Action [↑]	Color [↑]	Spatial Relationship [↑]	Scene [↑]	Appearance Style [↑]	Temporal Style [↑]	Overall Consistency [↑]
Base model	0.8612	0.3107	0.9240	0.7774	0.3268	0.4372	0.2439	0.2505	0.2764
Vanilla-0.7B	0.8913	0.3049	0.8800	0.7941	0.2953	0.4493	0.2367	0.2470	0.2760
LoRA-0.7B [28]	0.8763	0.3163	0.9120	0.8447	0.2942	0.4578	0.2406	0.2501	0.2747
Expansion-1.4B	0.8541	0.3438	0.8780	0.8360	0.3330	0.4647	0.2393	0.2533	0.2821
Expansion-1.4B-LLM	0.8922	0.3229	0.9500	0.8131	0.2466	0.5408	0.2378	0.2533	0.2720

Table 6. Quantitative results of the semantic score on the VBench standard prompts.

gest the tone and nature of their conversation.

More specifically, for the subject, the original prompt only mentions that there are two individuals, with one person seated and the other standing, while the detailed prompt specifies not only the positions of the individuals but also includes intricate details about their clothing. Such details help establish character identity and contribute to the narrative context within the scene. Moreover, the detailed prompt also points out lighting conditions, noting that the light source is a single overhead light. This creates a focused, dramatic atmosphere, casting distinct shadows and highlighting certain aspects of the scene, which can influence the viewer’s emotional response and interpretation.


D. Detailed Scores of Main Results

Table 5 and Table 6 show the detailed score of each dimension of the Standard VBench [29] Prompt evaluation in the main table.

E. More Qualitative Results

In the Fig. 10, 11, 12, 13, we show more qualitative results compared with baselines.

Dancer with metallic skin twirling near a glowing tree.



Black swan gliding past a green lily pad.





Figure 10. Qualitative results of our results compared with baselines.

A cute raccoon playing guitar in a boat on the ocean.



A cat wearing sunglasses at a pool.



Figure 11. Qualitative results of our results compared with baselines.

A fat rabbit wearing a purple robe walking through a fantasy landscape.



A beautiful coastal beach in spring, waves lapping on sand, in cyberpunk style.



Figure 12. Qualitative results of our results compared with baselines.

Girl with curly hair riding a red bike.



Pink motorcycle weaving through orange traffic cones.



Figure 13. Qualitative results of our results compared with baselines.

References

- [1] Max Bain, Arsha Nagrani, Gül Varol, and Andrew Zisserman. Frozen in time: A joint video and image encoder for end-to-end retrieval. In *IEEE International Conference on Computer Vision*, 2021. 5
- [2] Omer Bar-Tal, Hila Chefer, Omer Tov, Charles Herrmann, Roni Paiss, Shiran Zada, Ariel Ephrat, Junhwa Hur, Yuanzhen Li, Tomer Michaeli, Oliver Wang, Deqing Sun, Tali Dekel, and Inbar Mosseri. Lumiere: A space-time diffusion model for video generation. 2024. 3
- [3] James Betker, Gabriel Goh, Li Jing, Tim Brooks, Jianfeng Wang, Linjie Li, Long Ouyang, Juntang Zhuang, Joyce Lee, Yufei Guo, et al. Improving image generation with better captions. *Computer Science*. <https://cdn.openai.com/papers/dall-e-3.pdf>, 2(3):8, 2023. 2, 3, 5
- [4] Andreas Blattmann, Robin Rombach, Huan Ling, Tim Dockhorn, Seung Wook Kim, Sanja Fidler, and Karsten Kreis. Align your latents: High-resolution video synthesis with latent diffusion models. In *Proceedings of the IEEE/CVF Conference on Computer Vision and Pattern Recognition*, pages 22563–22575, 2023. 3
- [5] Tim Brooks, Aleksander Holynski, and Alexei A Efros. Instructpix2pix: Learning to follow image editing instructions. In *Proceedings of the IEEE/CVF Conference on Computer Vision and Pattern Recognition*, pages 18392–18402, 2023. 5
- [6] Tim Brooks, Bill Peebles, Connor Holmes, Will DePue, Yufei Guo, Li Jing, David Schnurr, Joe Taylor, Troy Luhman, Eric Luhman, Clarence Ng, Ricky Wang, and Aditya Ramesh. Video generation models as world simulators. 2024. 3, 5
- [7] Haoxin Chen, Menghan Xia, Yingqing He, Yong Zhang, Xiaodong Cun, Shaoshu Yang, Jinbo Xing, Yaofang Liu, Qifeng Chen, Xintao Wang, et al. Videocrafter1: Open diffusion models for high-quality video generation. *arXiv preprint arXiv:2310.19512*, 2023. 3
- [8] Haoxin Chen, Yong Zhang, Xiaodong Cun, Menghan Xia, Xintao Wang, Chao Weng, and Ying Shan. Videocrafter2: Overcoming data limitations for high-quality video diffusion models. In *Proceedings of the IEEE/CVF Conference on Computer Vision and Pattern Recognition*, pages 7310–7320, 2024. 3
- [9] Junsong Chen, YU Jincheng, GE Chongjian, Lewei Yao, Enze Xie, Zhongdao Wang, James Kwok, Ping Luo, Huchuan Lu, and Zhenguo Li. Pixart-alpha: Fast training of diffusion transformer for photorealistic text-to-image synthesis. In *The Twelfth International Conference on Learning Representations*, 2024. 5
- [10] Tsai-Shien Chen, Aliaksandr Siarohin, Willi Menapace, Ekaterina Deyneka, Hsiang-wei Chao, Byung Eun Jeon, Yuwei Fang, Hsin-Ying Lee, Jian Ren, Ming-Hsuan Yang, and Sergey Tulyakov. Panda-70m: Captioning 70m videos with multiple cross-modality teachers. In *Proceedings of the IEEE/CVF Conference on Computer Vision and Pattern Recognition*, 2024. 5
- [11] Andrea Cossu, Antonio Carta, Lucia Passaro, Vincenzo Lomonaco, Tinne Tuytelaars, and Davide Bacciu. Continual pre-training mitigates forgetting in language and vision. *Neural Networks*, 179:106492, 2024. 2
- [12] Matthias De Lange, Rahaf Aljundi, Marc Masana, Sarah Parisot, Xu Jia, Aleš Leonardis, Gregory Slabaugh, and Tinne Tuytelaars. A continual learning survey: Defying forgetting in classification tasks. *IEEE transactions on pattern analysis and machine intelligence*, 44(7):3366–3385, 2021. 2
- [13] Kangle Deng, Tianyi Fei, Xin Huang, and Yuxin Peng. Ircgan: Introspective recurrent convolutional gan for text-to-video generation. In *IJCAI*, pages 2216–2222, 2019. 3
- [14] Robert M French. Catastrophic forgetting in connectionist networks. *Trends in cognitive sciences*, 3(4):128–135, 1999. 2
- [15] Ting Yao Fuchen Long, Zhaofan Qiu and Tao Mei. Videostudio: Generating consistent-content and multi-scene videos. In *ECCV*, 2024. 3
- [16] Peng Gao, Le Zhuo, Chris Liu, , Ruoyi Du, Xu Luo, Longtian Qiu, Yuhang Zhang, et al. Lumina-t2x: Transforming text into any modality, resolution, and duration via flow-based large diffusion transformers. *arXiv preprint arXiv:2405.05945*, 2024. 5
- [17] Songwei Ge, Seungjun Nah, Guilin Liu, Tyler Poon, Andrew Tao, Bryan Catanzaro, David Jacobs, Jia-Bin Huang, Ming-Yu Liu, and Yogesh Balaji. Preserve your own correlation: A noise prior for video diffusion models. In *Proceedings of the IEEE/CVF International Conference on Computer Vision*, pages 22930–22941, 2023. 3
- [18] Yuying Ge, Sijie Zhao, Jinguo Zhu, Yixiao Ge, Kun Yi, Lin Song, Chen Li, Xiaohan Ding, and Ying Shan. Seed-x: Multimodal models with unified multi-granularity comprehension and generation. *arXiv preprint arXiv:2404.14396*, 2024. 3
- [19] Yuwei Guo, Ceyuan Yang, Anyi Rao, Zhengyang Liang, Yaohui Wang, Yu Qiao, Maneesh Agrawala, Dahua Lin, and Bo Dai. Animatediff: Animate your personalized text-to-image diffusion models without specific tuning. *International Conference on Learning Representations*, 2024. 3
- [20] Agrim Gupta, Lijun Yu, Kihyuk Sohn, Xiuye Gu, Meera Hahn, Fei-Fei Li, Irfan Essa, Lu Jiang, and José Lezama. Photorealistic video generation with diffusion models. In *European Conference on Computer Vision*, pages 393–411. Springer, 2025. 3
- [21] Yingqing He, Tianyu Yang, Yong Zhang, Ying Shan, and Qifeng Chen. Latent video diffusion models for high-fidelity video generation with arbitrary lengths. *arXiv preprint arXiv:2211.13221*, 2(3):4, 2022. 3
- [22] Yingqing He, Menghan Xia, Haoxin Chen, Xiaodong Cun, Yuan Gong, Jinbo Xing, Yong Zhang, Xintao Wang, Chao Weng, Ying Shan, et al. Animate-a-story: Storytelling with retrieval-augmented video generation. *arXiv preprint arXiv:2307.06940*, 2023. 3
- [23] Yingqing He, Zhaoyang Liu, Jingye Chen, Zeyue Tian, Hongyu Liu, Xiaowei Chi, Runtao Liu, Ruibin Yuan, Yazhou Xing, Wenhai Wang, et al. Llms meet multimodal generation and editing: A survey. *arXiv preprint arXiv:2405.19334*, 2024. 3

- [24] Jonathan Ho, William Chan, Chitwan Saharia, Jay Whang, Ruiqi Gao, Alexey Gritsenko, Diederik P Kingma, Ben Poole, Mohammad Norouzi, David J Fleet, et al. Imagen video: High definition video generation with diffusion models. *arXiv preprint arXiv:2210.02303*, 2022. 3
- [25] Jonathan Ho, Tim Salimans, Alexey Gritsenko, William Chan, Mohammad Norouzi, and David J Fleet. Video diffusion models. *Advances in Neural Information Processing Systems*, 35:8633–8646, 2022. 3
- [26] Susung Hong, Junyoung Seo, Heeseong Shin, Sunghwan Hong, and Seungryong Kim. Direct2v: Large language models are frame-level directors for zero-shot text-to-video generation. *arXiv preprint arXiv:2305.14330*, 2023. 2, 3
- [27] Neil Houlsby, Andrei Giurgiu, Stanislaw Jastrzebski, Bruna Morrone, Quentin De Laroussilhe, Andrea Gesmundo, Mona Attariyan, and Sylvain Gelly. Parameter-efficient transfer learning for nlp. In *International conference on machine learning*, pages 2790–2799. PMLR, 2019. 2
- [28] Edward J Hu, Phillip Wallis, Zeyuan Allen-Zhu, Yuanzhi Li, Shean Wang, Lu Wang, Weizhu Chen, et al. Lora: Low-rank adaptation of large language models. In *International Conference on Learning Representations*, 2021. 2, 6, 7, 11
- [29] Ziqi Huang, Yinan He, Jiashuo Yu, Fan Zhang, Chenyang Si, Yuming Jiang, Yuanhan Zhang, Tianxing Wu, Qingyang Jin, Nattapol Chanpaisit, Yaohui Wang, Xinyuan Chen, Limin Wang, Dahua Lin, Yu Qiao, and Ziwei Liu. VBench: Comprehensive benchmark suite for video generative models. In *Proceedings of the IEEE/CVF Conference on Computer Vision and Pattern Recognition*, 2024. 2, 6, 11
- [30] Adam Ibrahim, Benjamin Thérien, Kshitij Gupta, Mats L Richter, Quentin Anthony, Timothée Lesort, Eugene Belilovsky, and Irina Rish. Simple and scalable strategies to continually pre-train large language models. *arXiv preprint arXiv:2403.08763*, 2024. 2
- [31] Zixuan Ke, Yijia Shao, Haowei Lin, Tatsuya Konishi, Gyuhak Kim, and Bing Liu. Continual pre-training of language models. In *Proceedings of The Eleventh International Conference on Learning Representations (ICLR-2023)*, 2023. 1
- [32] PKU-Yuan Lab and Tuzhan AI etc. Open-sora-plan, 2024. 3
- [33] Feng Li, Renrui Zhang, Hao Zhang, Yuanhan Zhang, Bo Li, Wei Li, Zejun Ma, and Chunyuan Li. Llava-next: Tackling multi-image, video, and 3d in large multimodal models, 2024. 2, 6, 7
- [34] Yitong Li, Martin Min, Dinghan Shen, David Carlson, and Lawrence Carin. Video generation from text. In *Proceedings of the AAAI conference on artificial intelligence*, 2018. 3
- [35] Long Lian, Baifeng Shi, Adam Yala, Trevor Darrell, and Boyi Li. Llm-grounded video diffusion models. In *The Twelfth International Conference on Learning Representations*, 2023. 2, 3
- [36] Xin Ma, Yaohui Wang, Gengyun Jia, Xinyuan Chen, Ziwei Liu, Yuan-Fang Li, Cunjian Chen, and Yu Qiao. Latte: Latent diffusion transformer for video generation. *arXiv preprint arXiv:2401.03048*, 2024. 3, 4, 9
- [37] Willi Menapace, Aliaksandr Siarohin, Ivan Skorokhodov, Ekaterina Deyneka, Tsai-Shien Chen, Anil Kag, Yuwei Fang, Aleksei Stoliar, Elisa Ricci, Jian Ren, et al. Snap video: Scaled spatiotemporal transformers for text-to-video synthesis. In *Proceedings of the IEEE/CVF Conference on Computer Vision and Pattern Recognition*, pages 7038–7048, 2024. 3
- [38] Gaurav Mittal, Tanya Marwah, and Vineeth N Balasubramanian. Sync-draw: Automatic video generation using deep recurrent attentive architectures. In *Proceedings of the 25th ACM international conference on Multimedia*, pages 1096–1104, 2017. 3
- [39] Junting Pan, Keqiang Sun, Yuying Ge, Hao Li, Haodong Duan, Xiaoshi Wu, Renrui Zhang, Aojun Zhou, Zipeng Qin, Yi Wang, Jifeng Dai, Yu Qiao, and Hongsheng Li. Journeydb: A benchmark for generative image understanding, 2023. 5
- [40] William Peebles and Saining Xie. Scalable diffusion models with transformers. In *Proceedings of the IEEE/CVF International Conference on Computer Vision*, pages 4195–4205, 2023. 3, 4
- [41] Alec Radford, Jong Wook Kim, Chris Hallacy, Aditya Ramesh, Gabriel Goh, Sandhini Agarwal, Girish Sastry, Amanda Askell, Pamela Mishkin, Jack Clark, et al. Learning transferable visual models from natural language supervision. In *International conference on machine learning*, pages 8748–8763. PMLR, 2021. 2
- [42] Colin Raffel, Noam Shazeer, Adam Roberts, Katherine Lee, Sharan Narang, Michael Matena, Yanqi Zhou, Wei Li, and Peter J Liu. Exploring the limits of transfer learning with a unified text-to-text transformer. *Journal of machine learning research*, 21(140):1–67, 2020. 2, 5
- [43] Kaiyue Sun, Kaiyi Huang, Xian Liu, Yue Wu, Zihan Xu, Zhenguo Li, and Xihui Liu. T2v-compbench: A comprehensive benchmark for compositional text-to-video generation. *arXiv preprint arXiv:2407.14505*, 2024. 2, 6
- [44] Quan Sun, Qiyang Yu, Yufeng Cui, Fan Zhang, Xiaosong Zhang, Yueze Wang, Hongcheng Gao, Jingjing Liu, Tiejun Huang, and Xinlong Wang. Generative pretraining in multimodality. *arXiv preprint arXiv:2307.05222*, 2023. 3
- [45] Quan Sun, Yufeng Cui, Xiaosong Zhang, Fan Zhang, Qiyang Yu, Yueze Wang, Yongming Rao, Jingjing Liu, Tiejun Huang, and Xinlong Wang. Generative multimodal models are in-context learners. In *Proceedings of the IEEE/CVF Conference on Computer Vision and Pattern Recognition*, pages 14398–14409, 2024. 3
- [46] Aaron Van Den Oord, Oriol Vinyals, et al. Neural discrete representation learning. *Advances in neural information processing systems*, 30, 2017. 3
- [47] Weimin Wang, Jiawei Liu, Zhijie Lin, Jiangqiao Yan, Shuo Chen, Chetwin Low, Tuyen Hoang, Jie Wu, Jun Hao Liew, Hanshu Yan, Daquan Zhou, and Jiashi Feng. Magicvideo-v2: Multi-stage high-aesthetic video generation, 2024. 3
- [48] Xiao Wang, Yuansen Zhang, Tianze Chen, Songyang Gao, Senjie Jin, Xianjun Yang, Zhiheng Xi, Rui Zheng, Yicheng Zou, Tao Gui, et al. Trace: A comprehensive benchmark for continual learning in large language models. *arXiv preprint arXiv:2310.06762*, 2023. 2
- [49] Xinlong Wang, Xiaosong Zhang, Zhengxiong Luo, Quan Sun, Yufeng Cui, Jinsheng Wang, Fan Zhang, Yueze Wang,

- Zhen Li, Qiying Yu, et al. Emu3: Next-token prediction is all you need. *arXiv preprint arXiv:2409.18869*, 2024. [3](#)
- [50] Yaohui Wang, Xinyuan Chen, Xin Ma, Shangchen Zhou, Ziqi Huang, Yi Wang, Ceyuan Yang, Yinan He, Jiashuo Yu, Peiqing Yang, et al. Lavie: High-quality video generation with cascaded latent diffusion models. *arXiv preprint arXiv:2309.15103*, 2023. [3](#)
- [51] Chengyue Wu, Yukang Gan, Yixiao Ge, Zeyu Lu, Jiahao Wang, Ye Feng, Ying Shan, and Ping Luo. LLaMA pro: Progressive LLaMA with block expansion. In *Proceedings of the 62nd Annual Meeting of the Association for Computational Linguistics (Volume 1: Long Papers)*, pages 6518–6537, Bangkok, Thailand, 2024. Association for Computational Linguistics. [1](#), [2](#), [4](#)
- [52] Dongjie Yang, Suyuan Huang, Chengqiang Lu, Xiaodong Han, Haoxin Zhang, Yan Gao, Yao Hu, and Hai Zhao. Vript: A video is worth thousands of words, 2024. [5](#)
- [53] Zhuoyi Yang, Jiayan Teng, Wendi Zheng, Ming Ding, Shiyu Huang, Jiazheng Xu, Yuanming Yang, Wenyi Hong, Xiaohan Zhang, Guanyu Feng, et al. Cogvideox: Text-to-video diffusion models with an expert transformer. *arXiv preprint arXiv:2408.06072*, 2024. [3](#)
- [54] Lijun Yu, Jose Lezama, Nitesh Bharadwaj Gundavarapu, Luca Versari, Kihyuk Sohn, David Minnen, Yong Cheng, Agrim Gupta, Xiuye Gu, Alexander G Hauptmann, et al. Language model beats diffusion-tokenizer is key to visual generation. In *The Twelfth International Conference on Learning Representations*, 2023. [3](#)
- [55] David Junhao Zhang, Jay Zhangjie Wu, Jia-Wei Liu, Rui Zhao, Lingmin Ran, Yuchao Gu, Difei Gao, and Mike Zheng Shou. Show-1: Marrying pixel and latent diffusion models for text-to-video generation. *arXiv preprint arXiv:2309.15818*, 2023. [3](#)
- [56] Zangwei Zheng, Xiangyu Peng, Tianji Yang, Chenhui Shen, Shenggui Li, Hongxin Liu, Yukun Zhou, Tianyi Li, and Yang You. Open-sora: Democratizing efficient video production for all, 2024. [3](#), [4](#), [5](#), [9](#)
- [57] Daquan Zhou, Weimin Wang, Hanshu Yan, Weiwei Lv, Yizhe Zhu, and Jiashi Feng. Magicvideo: Efficient video generation with latent diffusion models. *arXiv preprint arXiv:2211.11018*, 2022. [3](#)