

IUST_PersonReId: A New Domain in Person Re-Identification Datasets

Alireza Sedighi Moghaddam^a, Fatemeh Anvari^a, Mohammadjavad Mirshekari Haghighi^a, Mohammadali Fakhari^a,
Mohammad Reza Mohammadi^{a,*}

^a*School of Computer Engineering, Iran University of Science and Technology, Islamic Republic of Iran*

Abstract

Person re-identification (ReID) models often struggle to generalize across diverse cultural contexts, particularly in Islamic regions like Iran, where modest clothing styles are prevalent. Existing datasets predominantly feature Western and East Asian fashion, limiting their applicability in these settings. To address this gap, we introduce IUST_PersonReId, a dataset designed to reflect the unique challenges of ReID in new cultural environments, emphasizing modest attire and diverse scenarios from Iran, including markets, campuses, and mosques.

Experiments on IUST_PersonReId with state-of-the-art models, such as Solider and CLIP-ReID, reveal significant performance drops compared to benchmarks like Market1501 and MSMT17, highlighting the challenges posed by occlusion and limited distinctive features. Sequence-based evaluations show improvements by leveraging temporal context, emphasizing the dataset's potential for advancing culturally sensitive and robust ReID systems. IUST_PersonReId offers a critical resource for addressing fairness and bias in ReID research globally. The dataset is publicly available at https://computervisioniust.github.io/IUST_PersonReId/.

Keywords: Person Re-identification, IUST_PersonReId, Demographic Bias, Dataset, Cultural Clothing

1. Introduction

Person ReIdentification (ReID) is a crucial task in computer vision, aimed at identifying and matching individuals across images captured by different cameras at various times and locations. The primary motivation for ReID arises from its vital applications in surveillance, security, and urban management. Surveillance cameras, often deployed across vast areas, generate massive amounts of footage. Manually sifting through this data to track individuals is impractical. Thus, automated ReID systems provide a scalable and efficient solution for matching identities across non-overlapping camera views, enabling more effective monitoring and management of public spaces.

The performance of AI models, heavily depends on the quality and diversity of their training datasets, and ReID models are no exception. Developing robust mod-

els requires datasets that capture a wide range of variations in lighting, viewpoints, quality, and human appearances. Among these factors, clothing is a significant determinant of human appearance, varying dramatically between different cultures. For instance, women's clothing in countries where hijabs are commonly worn, such as Iran, differs markedly from clothing in other regions. Incorporating cultural clothing diversity in ReID datasets is essential. These datasets not only improve model accuracy and reliability but also ensure fairness by preventing demographic bias in real-world applications [1]. Without sufficient representation, models may perform poorly on underrepresented groups, leading to biased and unfair outcomes.

In recent years, several person ReID datasets have been developed, each addressing unique challenges. The CUHK03 [2] dataset captures 1,364 pedestrians across six surveillance cameras, introducing cross-view complexities with varying pedestrian movements. The DukeMTMC-reID [3, 4] dataset, derived from DukeMTMC, includes 1,852 identities across eight cameras, tackling real-world challenges like occlusions, illumination changes, detection errors, and low-resolution imagery. Market-1501 [5] provides over 32,000 annotated bounding boxes from six cameras,

*Corresponding author

Email addresses: a_sedighi77@comp.iust.ac.ir (Alireza Sedighi Moghaddam), fatemeh_anvari@comp.iust.ac.ir (Fatemeh Anvari), mohammadjavad.mirshekari@gmail.com (Mohammadjavad Mirshekari Haghighi), sm_fakhari@comp.iust.ac.ir (Mohammadali Fakhari), mrmohammadi@iust.ac.ir (Mohammad Reza Mohammadi)

featuring distractor images and intra-class variations in a supermarket setting. MSMT17 [6] spans 15 cameras and captures 4,101 identities under varying lighting, weather, and time conditions, testing model robustness in both indoor and outdoor environments.

Unlabeled datasets have gained significant attention for pre-training deep models. These datasets can easily scale, reduce data collection costs, and are particularly valuable for learning robust feature representations. LUPerson [7], for instance, comprises 4 million images from 200,000 identities, predominantly derived from studio-quality videos on YouTube, rather than real-world surveillance conditions. This dataset spans diverse scenes such as streets, campuses, and sports fields, enabling large-scale pre-training for ReID. LUPerson-NL [8], an extension of LUPerson with 10 million images and 430,000 identities, introduces noisy labels through automated tracking, offering greater diversity in person representations.

The primary objective of collecting the IUST_PersonReID dataset is to address the gap in cultural clothing representation between Iran and other regions. This gap leads to a substantial performance drop in ReID models when applied to environments where these specific clothing patterns are prevalent. In these contexts, individuals dress more modestly than is common in many Western regions (such as the USA and Europe). Similarly, the clothing styles differ significantly from those in parts of East Asia (such as China and India). This modest attire, particularly women wearing hijabs, makes re-identification of individuals a more challenging task compared to scenarios represented in existing datasets.

To tackle these challenges, we present the IUST_PersonReID dataset, which encompasses unique cultural and environmental conditions. This dataset is designed to fill the existing gap and provide a robust resource for training and evaluating ReID models in contexts where modest clothing is prevalent. We provide an extensive evaluation procedure to validate our dataset and its significance for this domain. We show that the observed performance decrease due to cultural clothing differences is real, and the dataset effectively addresses this issue. Our evaluations demonstrate significant improvements in the new domain, reflected by an increase in rank-1 accuracy by about 40%.

The structure of the paper is as follows: Section 2 reviews related works. Section 3 describes data collection, annotation, and dataset composition. Section 4 discusses model performance, the impact of cultural clothing, and key insights. Finally, Section 5 provides the conclusions and potential directions for future work.

2. Related Works

Person re-identification (ReID) has been a crucial task in computer vision, aiming to identify the same person across different cameras or time. Over the years, numerous datasets have been proposed to facilitate research in this area. This section provides an overview of some of the most popular and influential ReID datasets.

2.1. Supervised Datasets

East Asian culture. The CUHK03 dataset [2], created by the Chinese University of Hong Kong, consists of images and videos captured on the university’s campus using two pairs of cameras. The dataset represents East Asian modern clothing culture and includes both manually labeled and automatically detected bounding boxes, with the latter generated by the DPM algorithm [9]. The Market-1501 dataset [5] is a widely used resource collected at the Tsinghua University campus supermarket with up to six cameras, capturing East Asian modern clothing culture and including detections from the DPM algorithm [9]. An extension of this dataset, MARS [10], was also collected on the Tsinghua University campus using up to six cameras. It encompasses clothing styles same as Market-1501, with detections provided by both the DPM and GMMCP [11] algorithms.

Western and European culture. DukeMTMC4ReID [12] is another widely recognized dataset, captured by up to eight cameras on the Duke University campus. It includes Western modern clothing styles in an academic environment, with detections facilitated by the Doppia [13] algorithm. DukeMTMC-VideoReID [14] is a subset of the DukeMTMC tracking dataset [12] for person re-identification captured by up to eight cameras on the Duke University campus. The Airport dataset [15] was created using videos from six cameras within an indoor surveillance network at a mid-sized airport. It primarily features Western modern clothing styles but also includes a variety of international styles due to the diverse nature of the airport environment. DeepSportradar-ReID [16] is a dataset containing 4,869 images of 486 identities, each captured by multiple cameras. The RPI-field dataset [17] was created using 12 cameras on the campus of Rensselaer Polytechnic Institute. It captures individuals wearing Western modern clothing in an academic environment, with each identity observed from 12 different camera views. The SoccerNet-ReID dataset [18] was created on soccer fields across six European soccer leagues. It focuses on soccer sportswear and introduces the challenge of distinguishing identities wearing similar clothing, as is typical for players on the same team.

Multiple cultures. The DESTRE-P dataset [19] was collected in two different countries, India and Portugal, and represents the clothing culture of both regions in an academic environment. Unlike other datasets, it is not limited to a single location or country. The LaST [20] dataset created by collecting 2k movies, covering more than 8 countries from Asia to Europe. This dataset focus on enlarging spatial scope and time span of pedestrian activities by using movies sources. This dataset covers more diverse clothing culture in comparison of previous datasets by covering multiple countries.

Unspecified Cultural Context. The MSMT17 dataset [6] was collected on a university campus. However, it lacks specific information regarding the location and the clothing culture represented within the dataset. The LPW dataset [21] comprises 2,731 identities, each captured by up to four cameras. However, there is no information available about the location where the dataset was collected. The MALS dataset [22] is a recent addition to the field, designed to address the challenges of text-based person retrieval through a large-scale, multi-attribute, and language search benchmark. The dataset is generated to simulate diverse pedestrian appearances, environments, and multi-modal queries. It includes over 1.5 million synthetic images and associated textual descriptions, making it one of the largest datasets in this domain. This dataset does not adhere to the clothing styles of any specific culture or country, as it was entirely generated using synthetic methods.

2.2. Unsupervised Datasets

Unsupervised datasets have gained significant attention in recent years due to their ability to scale easily and reduce the costs associated with data collection and labeling. The LUPerson dataset [7] comprises over 4 million pedestrian images, estimated to include over 200k identities, sourced from a diverse range of environments, aimed at improving unsupervised person re-identification (ReID) models through the provision of extensive unlabeled data. The dataset was curated by crawling over 70,000 street-view videos from YouTube, using search queries such as “city name + street view (or scene)”. To ensure broad diversity, the dataset includes videos from the top 100 largest cities globally, predominantly located in Western countries and East Asia, thereby reflecting a wide array of clothing cultures. Building upon LUPerson, the LUPerson-NL dataset [8] introduces noisy labels to simulate real-world labeling errors, which is crucial for the development and evaluation of ReID algorithms capable of handling label noise. Each tracklet generated by the tracking algorithm

is considered a distinct identity and referred to as a noisy label. This extension is designed to ensure that ReID models can maintain high performance even when confronted with inaccuracies in the training data. Table 1 provides a summary of the datasets mentioned above.

Despite these advancements, none of the prior datasets specifically target the unique challenges posed by cultural clothing variations in Islamic countries. In this paper, we introduce the IUST_PersonReID dataset, which is specifically designed to include images from Islamic regions, addressing the significant cultural and clothing differences. This dataset aims to improve the performance of ReID models in these unique contexts, ensuring more accurate and reliable re-identification results in environments with distinct cultural practices.

3. Data Collection & Characteristics

Our dataset was collected with a specific focus on the clothing styles prevalent in Islamic countries, particularly emphasizing women who wear hijab.

3.1. Collection

The raw videos were gathered from five distinct locations: the campus of Iran University of Science & Technology, a fruit shop, a hypermarket, a mosque, and the Arbaeen procession in Iraq, which is one of the largest gatherings of Muslims in the world. To ensure that the dataset reflects real-world scenarios, surveillance camera footage was primarily used during the data collection process. However, for the Arbaeen procession, handheld cameras were employed to capture videos of the participants. This approach enabled us to gather raw video data that encompasses a wide variety of cultural representations, which are largely absent in existing datasets.

3.2. Supported Challenges in Data Collection

To enhance the robustness and real-world applicability of our dataset, we intentionally designed the data collection process to include various challenging scenarios encountered in surveillance systems. These challenges are described below:

- **Special Camera Angles:** The dataset includes videos captured from unique and non-standard camera angles typical of surveillance cameras, ensuring coverage of diverse viewpoints.

Table 1: Summary of Person ReID Datasets

Dataset	# Identities	# Cameras	Country, City	Location	# Images/Videos	Year
CUHK03 [2]	1,467	6	China, Hong Kong	Chinese University of Hong Kong’s campus	13,164	2014
Market-1501 [5]	1,501	6	China, Beijing	Tsinghua University campus supermarket	32,668	2015
MARS [10]	1,261	6	China, Beijing	Tsinghua University campus	20,715	2016
DukeMTMC4ReID [12]	1,852	8	USA, North Carolina, Durham	Duke University campus	46,261	2017
Airport [15]	1,382	6	USA, Massachusetts, Boston	Mid-sized Airport	39,902	2017
DeepSportradar-ReID [16]	486	Multiple	France	French basketball league	4,869	2017
DukeMTMC4ReID-Video [14]	1,852	8	USA, North Carolina, Durham	Duke University campus	46,261	2018
RPIfield [17]	112	12	USA, New York, Troy	Rensselaer Polytechnic Institute campus	601,581	2018
MSMT17 [6]	4,101	15	-	University campus	126,441	2018
SoccerNet-ReID [18]	2,933	6	Europe	Six European soccer leagues	34,093	2018
LPW [21]	2,731	4	-	-	7,694	2018
DESTRE-P [19]	1,121	Multiple	Portugal & India	Beira Interior & JSS Science Technology Universities campus	-	2020
LUPerson [7]	> 200k	1000	Top 100 big cities	YouTube streetviews	46,260	2021
LUPerson-NL [8]	≈ 433,997	21,697	Top 100 big cities	YouTube streetviews	10,683,716	2022
LaST [20]	10,862	Multiple	8+ countries from Asia to Europe	Movies	228,156	2022
MALS [22]	-	Synthesis	Synthesis	Synthesis	1,510,330	2023
IUST_PersonReId	1,847	19	Iran & Iraq	IUST University campus, Market, Mosque, Streetview	117,455	2024

- **Changing Lighting Conditions:** The dataset simulates transitions between bright outdoor environments and dark indoor spaces, mimicking real-world scenarios where lighting conditions change dynamically as a person moves.
- **Varying Camera Quality:** To reflect the diversity in surveillance hardware, the dataset includes videos from both normal and high-quality surveillance cameras.
- **Seasonal Clothing Variations:** Our dataset accounts for significant clothing changes across seasons, including lighter summer attire and heavier winter garments.
- **Similar Clothing Scenarios:** Videos were recorded during Muharram religious ceremonies and the Arbaeen procession, where the majority of individuals wear black clothing as a symbol of mourning. This poses a unique challenge in distinguishing individuals with similar attire.

To illustrate these challenges, Figure 1 presents example images showcasing the variety of scenarios included in the dataset.

3.3. Annotation Process

In this phase the raw videos split into 30 minutes partitions. After that we use pedestrian tracking algorithms to pre-annotate each of the partitions. Here we use multiple tracking algorithms suitable for each environment cause each of the algorithms surpasses other algorithms in specific environments and we use them all. We

use YOLOv5 [23], YOLOv8 [23] with bytetrack [24] tracker, FairMOT [25] and YOLOE [26] models which have builtin trackers. After auto annotation step, we conduct a filtering procedure to make supervised annotation process much easier. We remove bounding boxes which appeared in less than 5 frames because during the annotation these bounding boxes appear for a very short time and disappear quickly and can’t be easily seen by annotator to validate or edit it. We use CVAT [27] application for make corrections in automated annotations and make it available online to all of annotators to make them work remotely. To help them download the frames much faster we conduct resizing the videos with respect to their file size with using compression strategies available in this platform.

Prior to hiring annotators for the annotation process, we conducted a preliminary annotation study. This initial effort was aimed at identifying the challenges inherent in the annotation task, thereby enabling the development of comprehensive guidelines to ensure high-quality annotations. Following this, we provided annotators with detailed documentation and educational videos to clarify the process, which helped minimize annotation errors. We recruited over 20 annotators for the detection and tracking tasks, and implemented a qualification process involving annotation tests to ensure the highest possible accuracy and consistency in the results.

The generation of supervised data for the re-identification task involves annotating data to match the same individuals across different camera views (cross-camera re-identification) and within the same camera as they exit and re-enter the scene (self re-identification).

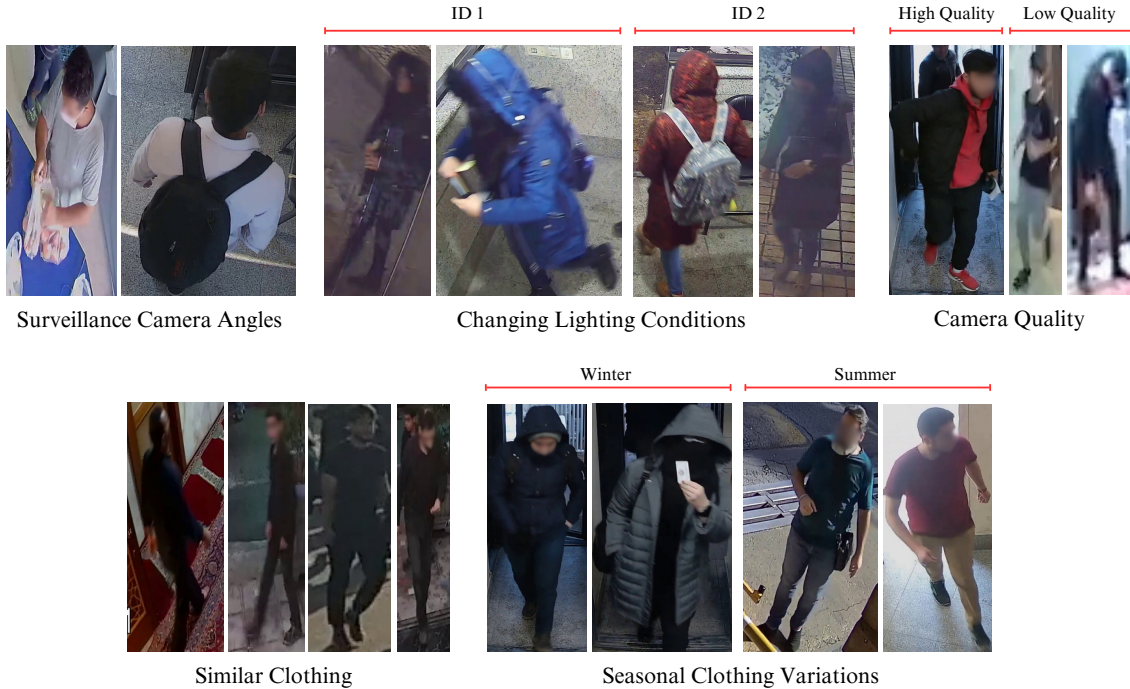


Figure 1: Examples of challenges supported in our dataset, including special camera angles, lighting variations, seasonal clothing and similar clothing.

Although tools such as ROSE ReID [28] and the Semi-Automatic Data Annotation Tool [29] exist, they are not publicly accessible. Consequently, we developed our own annotation tool for the re-identification phase, named CVLab-ReID-Tool ¹, which we have made publicly available. An example of the designed app can be seen in Figure 2.

Given the critical nature of this annotation phase, we employed the three most experienced members of our lab to perform the annotations, thereby minimizing annotation noise. To facilitate the annotation process, similar to the detection and tracking phase, we integrated a re-identification model that ranks gallery IDs based on their similarity to the query, simplifying the selection process. Additionally, we incorporated the temporal difference in the appearance of identities as an additional feature for sorting gallery items. By leveraging these two features, we consistently identified the correct match within the top-10 candidates in the sorted gallery list.

¹<https://github.com/ComputerVisionIUST/CVLab-ReId-Tool>

3.4. Sampling Procedure

Selecting a representative and diverse subset of frames is crucial for creating an efficient and effective dataset while avoiding redundancy and ensuring computational feasibility. To ensure the IUST_PersonReId dataset provides high-quality, representative frames for each individual, we designed a robust sampling procedure. Rather than including all frames from annotated videos, our approach samples a subset of frames using a two-step process to balance computational efficiency and data diversity.

Frame Sampling. Frames are sampled from each annotated video at intervals of 250 ms. Since the raw videos have different frame rates (FPS), this interval corresponds to $0.25 \times \text{FPS}$, giving the frame number interval equivalent to 250 ms. This approach ensures uniform sampling across videos with varying FPS. Additionally, we limit the number of frames for each individual to a maximum of 50, which helps reduce redundancy and dataset size while maintaining sufficient diversity. For individuals with fewer than 50 frames, all available frames are included.

Quality-Based Selection. For individuals with more than 50 sampled frames, we employ a quality assess-

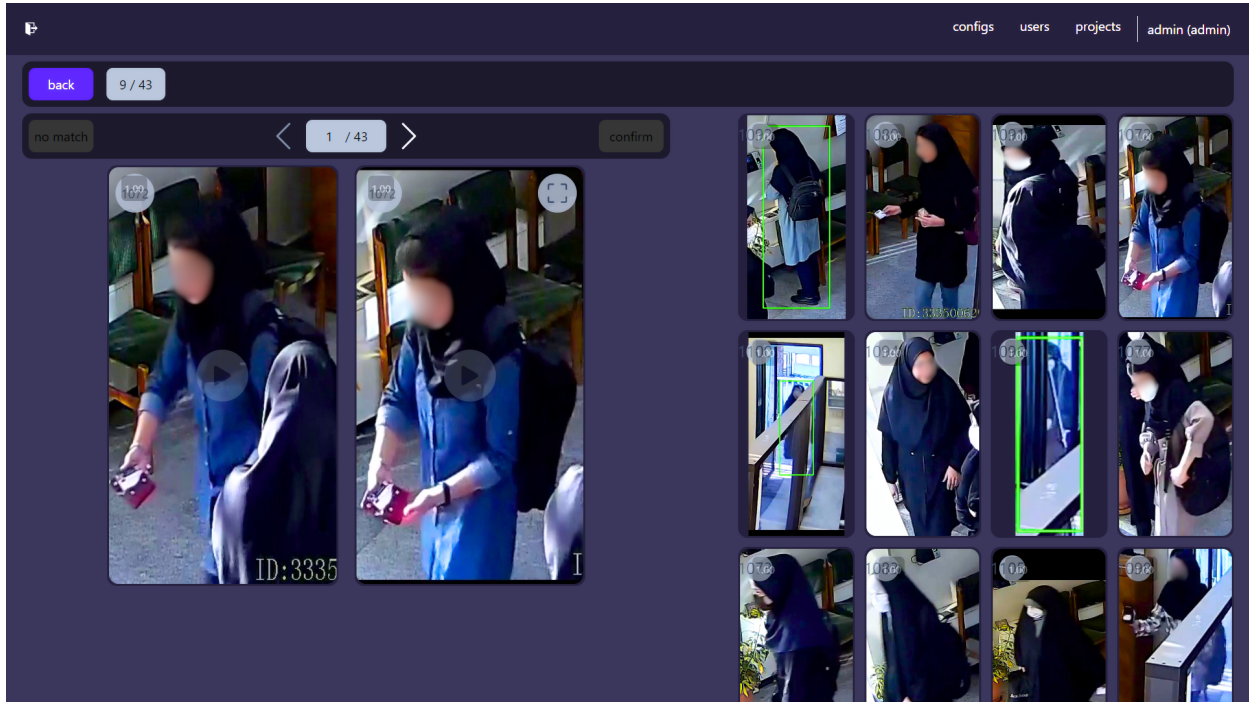


Figure 2: A screenshot of the CVLab-ReID-Tool designed for efficient data annotation in the re-identification phase.

ment algorithm to select the best-quality frames. The BRISQUE [30] algorithm is used to assess the visual quality of each frame. Using a sliding window approach, we evaluate consecutive subsets of frames and select the subset with the highest aggregate quality score. This ensures the dataset prioritizes clear and visually informative frames, which are essential for robust model training and evaluation.

3.5. Dataset Composition

The dataset was constructed by gathering about 500 hours of raw video footage from five distinct environments, encompassing both indoor and outdoor settings. These environments include the campus of Iran University of Science & Technology, a fruit shop, a hypermarket, a mosque, and a street view of the Arbaeen procession in Iraq. IUST_PersonReId consists of 1,847 unique identities, represented by 117,455 annotated bounding boxes. The distribution of captured identities across the number of cameras utilized is depicted in Figure 3. Additionally, the gender distribution within the dataset is visualized in Figure 4.

4. Results

This section presents the evaluation of our proposed dataset for person re-identification (ReID) tasks. We

outline the dataset preparation process, describe the training and evaluation methodologies, and provide performance metrics to assess the effectiveness of the models and dataset. Detailed results include baseline evaluations, sequence-based re-identification, and various ablation studies such as cross-dataset performance, gender-based analysis, and visibility-based evaluations.

4.1. Dataset Preparation

The dataset is temporally divided into training and testing subsets, with the first 75% of the annotated video footage from all cameras allocated to the training subset and the remaining 25% reserved for testing. This division is based on video duration rather than the number of images or identities. A separate query subset is created by sampling identities from the testing set. To ensure robust evaluation, images corresponding to the query subset are excluded from the gallery during testing. The training set is utilized to fine-tune pre-trained ReID models, while the test set is dedicated solely to evaluating model performance.

Table 2 summarizes the statistics of the training, testing and query subsets, including the number of identities, images, and cameras.

Histogram of Distinct Cameras per ID

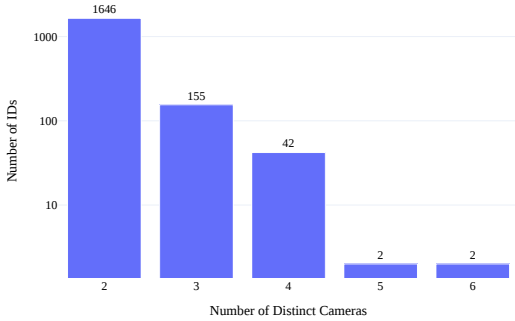


Figure 3: Number of cameras that captured each identity.

Histogram of IDs per Gender

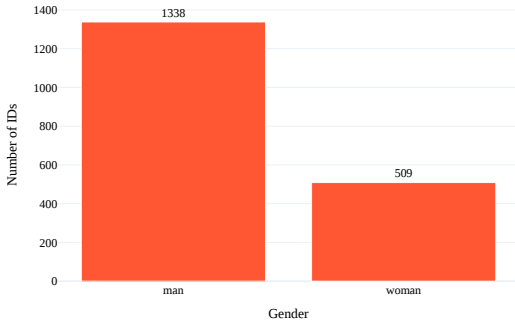


Figure 4: The number of identities for each gender

4.2. Models and Training

The Solider [31] model was initialized with weights pre-trained on LUPerson [7], while the CLIP-ReID [32] model uses the pre-trained CLIP model [33] without additional pre-training. Both models were fine-tuned on our dataset with default hyperparameters.

CLIP-ReID is a re-identification method that leverages pre-trained vision-language models like CLIP by introducing a two-stage training strategy [32]. In the first stage, it generates text descriptions for each identity using learnable text tokens optimized to align with CLIP’s image features. The second stage fine-tunes the image encoder with these descriptions and common ReID losses, achieving state-of-the-art performance on various datasets. On the other hand, SOLIDER focuses on self-supervised learning by generating pseudo semantic labels for human image regions (e.g., upper body, shoes) and using a semantic classification task to learn rich semantic information [31]. It also introduces

Table 2: Dataset statistics for training, testing and query subsets.

Subset	Number of IDs	Number of Images	Number of Cameras
Train	1,193	72,393	17
Test	654	45,062	17
Query	654	1,428	17

a semantic controller, allowing customizable semantic and appearance information, making it versatile for diverse human-centric tasks, including ReID.

4.3. Evaluation Metrics

To ensure consistency with existing research, we used standard evaluation metrics for all experiments in our study:

Cumulative Match Characteristic (CMC). The Cumulative Match Characteristic (CMC) curve is a key metric for assessing person re-identification (ReID) performance. It calculates the probability of a correct match appearing within the top-kk ranks for a given query. We report the Rank-1, Rank-5, and Rank-10 accuracies as standard measures of model performance [34].

Mean Average Precision (mAP). Mean Average Precision (mAP) is another essential metric for evaluating ReID performance. It combines precision and recall by computing the average precision (AP) for each query and then averaging these values across all queries. AP is the area under the precision-recall curve, reflecting how effectively the model ranks relevant results. mAP serves as a comprehensive metric that evaluates both the accuracy and completeness of retrieval, making it a widely used benchmark for comparing ReID models [34].

4.4. Standard Fine-tuning

A common approach for evaluating models on datasets involves fine-tuning the models on the training set and assessing their performance on the test set. This setup provides a baseline for comparison and highlights the dataset’s effectiveness in training re-identification models. The results of this evaluation are presented in Table 3.

The results reveal an average performance drop of approximately 30% in mAP for state-of-the-art person re-identification models on the IUST_PersonReID dataset compared to established benchmarks like Market1501 and MSMT17. This decline demonstrates the challenges introduced by the new domain, where individuals wear modest attire characteristic of Iranian culture.

Table 3: Model performance on our dataset compared to other benchmarks.

Model	Dataset	Rank-1	Rank-5	Rank-10	mAP
Solider [31]	IUST_PersonReId	51.08%	65.32%	70.76%	42.35%
	Market1501	96.55%	98.78%	99.25%	93.10%
	MSMT17	80.35%	88.34%	90.39%	65.36%
	Duke	70.37%	82.85%	86.44%	52.89%
CLIP-ReID [32]	IUST_PersonReId	61.40%	72.50%	77.50%	51.60%
	Market1501	95.22%	98.28%	98.96%	89.67%
	MSMT17	88.82%	94.42%	95.76%	73.32%
	Duke	90.57%	95.83%	97.13%	82.77%

The increased occlusion and lack of distinct visual features make re-identification more difficult, emphasizing the need for further advancements in model robustness to handle diverse and challenging scenarios.

4.5. Sequence-based Re-identification

To simulate real-world scenarios where multiple images of the same individual are available, we employed a sequence-based approach. In the first step, multiple images of the same individual were selected as queries. In the second step, a majority voting mechanism was applied to the matching scores between query images and gallery identities to determine the best match.

As shown in Table 4, the sequence-based approach significantly improves performance for most metrics, including Rank-5, Rank-10, and mAP. However, for Rank-1 accuracy, the improvement is less pronounced, and for the CLIP-ReID model, it even shows a slight decrease. This highlights that while temporal context is highly beneficial for reducing ambiguity and enhancing robustness, it may not always improve the top-ranked prediction.

This method is also very effective in handling challenges like changes in lighting and unfavorable angles of individuals relative to the camera. By using multiple images taken under different conditions and viewpoints, it reduces the impact of unclear or less useful frames. This makes it a strong solution for cases where single-image re-identification methods face difficulties.

4.6. Ablation Studies

Cross-Dataset Performance Comparison. To further investigate the generalizability of our dataset, we conduct a cross-dataset performance analysis. In this experiment, models are trained on one dataset and tested

on another, enabling us to evaluate how well the learned representations transfer across different datasets. The results of this ablation study provide insights into the compatibility and domain gap between our proposed dataset and existing benchmarks. Table 5, 6 summarizes the results of each model, where each row corresponds to the dataset used for training, and each column indicates the dataset used for testing.

The results show that there is a notable drop in accuracy when models are tested across different datasets, such as from Market1501 to MSMT17 or from Duke to Market1501, indicating significant domain gaps even among existing benchmarks. However, the performance drop is even more pronounced when testing on our IUST_PersonReId dataset, demonstrating the unique challenges it presents.

Gender-based Query and Gallery Setup. To explore model performance in gender-specific scenarios, we tested the following configurations:

- **Female Queries:** Queries consisting only of female images, with the gallery containing both male and female identities.
- **Male Queries:** Queries consisting only of male images, with the gallery containing both male and female identities.

This setup examines how well models differentiate gender-based features. Initially, the models were trained on the original dataset, which is imbalanced, with a majority of male identities (1,338) compared to female identities (509). To investigate the effect of this imbalance, we conducted an additional experiment where the dataset was balanced by undersampling male identities

Table 4: Impact of sequence-based re-identification on IUST_PersonReId performance.

Model	Dataset	Rank-1	Rank-5	Rank-10	mAP
Solider [31]	IUST_PersonReId	55.4%	95.2%	97.5%	69.6%
CLIP-ReID [32]	IUST_PersonReId	57.4%	96.2%	98%	71%

Table 5: Cross-dataset performance comparison (%) for Solider. The numbers in parentheses represent the amount of performance drop relative to the diagonal elements. Rows represent the training dataset, while columns represent the testing dataset.

Train / Test	Market1501	Duke	MSMT17	IUST_PersonReId
Market1501	93.10	52.90 (↓ 40.20)	16.95 (↓ 76.15)	5.01 (↓ 88.09)
Duke	14.21 (↓ 78.89)	52.89	1.12 (↓ 51.77)	0.71 (↓ 52.18)
MSMT17	50.05 (↓ 15.31)	51.71 (↓ 13.65)	65.36	8.12 (↓ 57.24)
IUST_PersonReId	30.15 (↓ 12.20)	31.06 (↓ 11.29)	9.30 (↓ 33.05)	42.35

to match the number of female identities. The models were then fine-tuned on the balanced dataset. Results from both the original and balanced datasets are presented in Tables 7 and 8, respectively.

From the results, we observe that the re-identification of females remains significantly more challenging than males, even with a balanced dataset. While balancing mitigates the dataset’s bias, it does not eliminate the intrinsic challenges associated with identifying females, such as the limited distinctive features and similarity in appearance due to hijabs and modest attire. This highlights the need for models that can better handle these cultural and clothing-specific challenges.

The dataset was categorized into three visibility levels—clear, partial, and occluded—based on the visibility of 18 keypoints extracted for each person using the AlphaPose [35] pose estimation model. The categorization criteria are as follows:

- Clear: Images where all face and upper body keypoints are visible, with at most 4 keypoints missing.
- Partial: Images where at least half of the 18 keypoints are visible.
- Occluded: Images where fewer than half of the 18 keypoints are visible.

Impact of Visibility on Re-identification Performance. These categories were determined based on the visibility and clarity of keypoints, reflecting variations in occlusion, pose, or camera angle. Performance metrics were computed separately for each visibility category to

evaluate the models’ ability to generalize across varying levels of complexity. Results of this study are presented in Table 9.

Based on the results, we can conclude that the model’s performance is highly sensitive to the visibility of the individual’s body. When more keypoints are visible, the re-identification task becomes significantly easier. In contrast, when keypoints are less visible due to occlusion or challenging poses, the re-identification becomes much more difficult, demonstrating the critical role of visibility in person re-identification tasks.

5. Conclusion

This paper introduces the IUST_PersonReId dataset, designed to address the unique challenges of person re-identification in Islamic countries, where modest clothing, particularly hijabs, is prevalent. The dataset captures diverse scenes from Iran and Iraq, with variations in lighting, camera angles, and seasonal clothing. Through a multi-step annotation process involving automated tracking and manual refinement, we ensure high-quality frames for each individual.

Our experiments with state-of-the-art models, such as Solider and CLIP-ReID, demonstrate a significant performance drop when tested on IUST_PersonReId compared to traditional benchmarks like Market1501 and MSMT17. This highlights the difficulties posed by modest attire, especially for women, where occlusion and limited distinctive features impact re-identification accuracy. Sequence-based evaluation, which utilizes multiple images of an individual, shows promising improvements by leveraging temporal context.

Table 6: Cross-dataset performance comparison (%) for CLIP-ReID. The numbers in parentheses represent the amount of performance drop relative to the diagonal elements. Rows represent the training dataset, while columns represent the testing dataset.

Train / Test	Market1501	Duke	MSMT17	IUST_PersonReId
Market1501	89.67	51.09 (↓ 38.58)	23.52 (↓ 66.15)	6.69 (↓ 82.98)
Duke	41.73 (↓ 41.04)	82.77	21.72 (↓ 61.05)	5.77 (↓ 77.00)
MSMT17	46.12 (↓ 27.20)	57.60 (↓ 15.72)	73.32	13.24 (↓ 60.08)
IUST_PersonReId	39.63 (↓ 11.95)	42.92 (↓ 8.66)	19.24 (↓ 32.34)	51.58

Table 7: Gender Comparison on Original Dataset

Model	Gender	Rank-1	Rank-5	Rank-10	mAP
Solider [31]	Male	59.79%	73.03%	78.05%	49.2%
CLIP-ReID [32]		68.3%	78.9%	82.8%	62.21%
Solider [31]	Female	34.98%	51.08%	57.27%	29.67%
CLIP-ReID [32]		45.6%	57.9%	65.3%	36.27%

Further analysis confirms a considerable domain gap between IUST_PersonReId and existing datasets, emphasizing the need for datasets that better represent specific cultural contexts. Gender-based performance disparities were also observed, with female re-identification being particularly challenging due to the similarities in appearance caused by hijab usage. Additionally, visibility-based evaluation underscores the importance of clear and visible body keypoints for accurate re-identification.

The IUST_PersonReId dataset is a valuable resource for developing models that are more robust to modest attire and cultural clothing variations. It provides an essential foundation for advancing person re-identification technologies that are applicable in diverse cultural contexts and ensure fairness in real-world applications. Future research should focus on expanding the dataset, addressing the challenges posed by modest attire, and exploring bias mitigation strategies to improve re-identification in such contexts.

References

- [1] S. Perrowitz, The Bias in the Machine: Facial Recognition Technology and Racial Disparities, MIT Case Studies in Social and Ethical Responsibilities of Computing (Winter 2021), <https://mit-serc.pubpub.org/pub/bias-in-machine> (feb 5 2021).
- [2] W. Li, R. Zhao, T. Xiao, X. Wang, Deepreid: Deep filter pairing neural network for person re-identification, IEEE Conference on Computer Vision and Pattern Recognition (2014) 152–159.
- [3] N. Narayan, N. Sankaran, D. Arpit, K. Dantu, S. Setlur, V. Govindaraju, Person re-identification for improved multi-

person multi-camera tracking by continuous entity association, in: Proceedings of the IEEE Conference on Computer Vision and Pattern Recognition Workshops, 2017, pp. 64–70.

- [4] Z. Zheng, L. Zheng, Y. Yang, Unlabeled samples generated by gan improve the person re-identification baseline in vitro, in: Proceedings of the IEEE international conference on computer vision, 2017, pp. 3754–3762.
- [5] L. Zheng, L. Shen, L. Tian, S. Wang, J. Wang, Q. Tian, Scalable person re-identification: A benchmark, IEEE Transactions on Image Processing 24 (11) (2015) 4177–4187.
- [6] L. Wei, S. Zhang, W. Gao, Q. Tian, Person transfer gan to bridge domain gap for person re-identification, IEEE Conference on Computer Vision and Pattern Recognition (2018) 79–88.
- [7] D. Fu, D. Chen, J. Bao, H. Yang, L. Yuan, L. Zhang, H. Li, D. Chen, Unsupervised pre-training for person re-identification, in: Proceedings of the IEEE/CVF conference on computer vision and pattern recognition, 2021, pp. 14750–14759.
- [8] D. Fu, D. Chen, H. Yang, J. Bao, L. Yuan, L. Zhang, H. Li, F. Wen, D. Chen, Large-scale pre-training for person re-identification with noisy labels, in: Proceedings of the IEEE/CVF conference on computer vision and pattern recognition, 2022, pp. 2476–2486.
- [9] P. F. Felzenszwalb, R. B. Girshick, D. McAllester, D. Ramanan, Object detection with discriminatively trained part-based models, IEEE transactions on pattern analysis and machine intelligence 32 (9) (2009) 1627–1645.
- [10] L. Zheng, Z. Bie, Y. Sun, J. Wang, C. Su, S. Wang, Q. Tian, Mars: A video benchmark for large-scale person re-identification, European Conference on Computer Vision (2016) 868–884.
- [11] A. Dehghan, S. Modiri Assari, M. Shah, Gmmcp tracker: Globally optimal generalized maximum multi clique problem for multiple object tracking, in: Proceedings of the IEEE conference on computer vision and pattern recognition, 2015, pp. 4091–4099.
- [12] E. Ristani, F. Solera, R. Zou, R. Cucchiara, C. Tomasi, Performance measures and a data set for multi-target, multi-camera

Table 8: Gender Comparison on Balanced Dataset

Model	Gender	Rank-1	Rank-5	Rank-10	mAP
Solider [31]	Male	40.44%	43.56%	48.00%	38.42%
CLIP-ReID [32]		69.57%	82.34%	84.78%	64.45%
Solider [31]	Female	30.34%	37.15%	40.87%	24.98%
CLIP-ReID [32]		44.68%	58.80%	65.74%	35.01%

Table 9: Visibility Comparison

Model	Visibility	Rank-1	Rank-5	Rank-10	mAP
Solider [31]	Clear	56.11%	70.89%	76.56%	45.85%
CLIP-ReID [32]		66.67%	77.62%	81.62%	58.84%
Solider [31]	Partial	55.66%	69.81%	71.69%	48.12%
CLIP-ReID [32]		65.45%	72.12%	79.39%	60.25%
Solider [31]	Occluded	24.30%	36.11%	43.05%	21.80%
CLIP-ReID [32]		32.39%	47.89%	55.87%	27.75%

- tracking, in: European conference on computer vision, Springer, 2016, pp. 17–35.
- [13] R. Benenson, M. Omran, J. Hosang, B. Schiele, Ten years of pedestrian detection, what have we learned?, in: Computer Vision-ECCV 2014 Workshops: Zurich, Switzerland, September 6-7 and 12, 2014, Proceedings, Part II 13, Springer, 2015, pp. 613–627.
- [14] Y. Wu, Y. Lin, X. Dong, Y. Yan, W. Ouyang, X. Yang, Exploit the unknown gradually: One-shot video-based person re-identification by stepwise learning, IEEE Conference on Computer Vision and Pattern Recognition (2018) 5177–5186.
- [15] M. Gou, Z. Wu, A. Rates-Borras, O. Camps, R. J. Radke, et al., A systematic evaluation and benchmark for person re-identification: Features, metrics, and datasets, IEEE transactions on pattern analysis and machine intelligence 41 (3) (2018) 523–536.
- [16] P. Felsen, Y.-C. Tsai, W.-C. Huang, Y.-C. Huang, Will it collide? probabilistic trajectory prediction for sports video analysis, IEEE Conference on Computer Vision and Pattern Recognition (2017) 3999–4008.
- [17] M. Zheng, S. Karanam, R. J. Radke, RpiField: A new dataset for temporally evaluating person re-identification, in: Proceedings of the IEEE conference on computer vision and pattern recognition workshops, 2018, pp. 1893–1895.
- [18] S. Giancola, A. Cioppa, A. Deliège, F. Magera, V. Somers, L. Kang, X. Zhou, O. Barnich, C. De Vleeschouwer, A. Alahi, et al., Soccernet 2022 challenges results, in: Proceedings of the 5th International ACM Workshop on Multimedia Content Analysis in Sports, 2022, pp. 75–86.
- [19] Y. Wu, Y. Lin, X. Dong, Y. Yan, W. Ouyang, X. Yang, Destre: A dataset for person re-identification in open-world surveillance, IEEE Transactions on Pattern Analysis and Machine Intelligence (2020).
- [20] X. Shu, X. Wang, X. Zang, S. Zhang, Y. Chen, G. Li, Q. Tian, Large-scale spatio-temporal person re-identification: Algorithms and benchmark, IEEE Transactions on Circuits and Systems for Video Technology 32 (7) (2021) 4390–4403.
- [21] G. Song, B. Leng, Y. Liu, C. Hetang, S. Cai, Region-based quality estimation network for large-scale person re-identification, IEEE Conference on Computer Vision and Pattern Recognition (2018) 6199–6208.
- [22] S. Yang, Y. Zhou, Z. Zheng, Y. Wang, L. Zhu, Y. Wu, Towards unified text-based person retrieval: A large-scale multi-attribute and language search benchmark, in: Proceedings of the 31st ACM International Conference on Multimedia, 2023, pp. 4492–4501.
- [23] G. Jocher, YOLOv5 by Ultralytics (May 2020). doi:10.5281/zenodo.3908559.
URL <https://github.com/ultralytics/yolov5>
- [24] Y. Zhang, P. Sun, Y. Jiang, D. Yu, F. Weng, Z. Yuan, P. Luo, W. Liu, X. Wang, Bytetrack: Multi-object tracking by associating every detection box, in: European conference on computer vision, Springer, 2022, pp. 1–21.
- [25] Y. Zhang, C. Wang, X. Wang, W. Zeng, W. Liu, Fairmot: On the fairness of detection and re-identification in multiple object tracking, International journal of computer vision 129 (2021) 3069–3087.
- [26] P. Authors, Paddledetection, object detection and instance segmentation toolkit based on paddlepaddle., <https://github.com/PaddlePaddle/PaddleDetection> (2019).
- [27] CVAT.ai Corporation, Computer Vision Annotation Tool (CVAT) (Nov. 2023).
URL <https://github.com/cvat-ai/cvat>
- [28] N. T. U. ROSE Lab, Person re-identification, <https://www.ntu.edu.sg/rose/research-focus/deep-learning-video-analytics/person-re-identification>.
- [29] T. Zhao, S. Liao, Z. Lei, Semi-automatic data annotation tool for person re-identification across multi cameras, in: 2018 IEEE International Conference on Big Data (Big Data), IEEE, 2018,

- pp. 4672–4677.
- [30] A. Mittal, A. K. Moorthy, A. C. Bovik, No-reference image quality assessment in the spatial domain, *IEEE Transactions on image processing* 21 (12) (2012) 4695–4708.
 - [31] W. Chen, X. Xu, J. Jia, H. Luo, Y. Wang, F. Wang, R. Jin, X. Sun, Beyond appearance: a semantic controllable self-supervised learning framework for human-centric visual tasks, in: *Proceedings of the IEEE/CVF conference on computer vision and pattern recognition*, 2023, pp. 15050–15061.
 - [32] S. Li, L. Sun, Q. Li, Clip-reid: exploiting vision-language model for image re-identification without concrete text labels, in: *Proceedings of the AAAI Conference on Artificial Intelligence*, Vol. 37, 2023, pp. 1405–1413.
 - [33] A. Radford, J. W. Kim, C. Hallacy, A. Ramesh, G. Goh, S. Agarwal, G. Sastry, A. Askell, P. Mishkin, J. Clark, et al., Learning transferable visual models from natural language supervision, in: *International conference on machine learning*, PMLR, 2021, pp. 8748–8763.
 - [34] M. Ye, J. Shen, G. Lin, T. Xiang, L. Shao, S. C. Hoi, Deep learning for person re-identification: A survey and outlook, *IEEE transactions on pattern analysis and machine intelligence* 44 (6) (2021) 2872–2893.
 - [35] H.-S. Fang, J. Li, H. Tang, C. Xu, H. Zhu, Y. Xiu, Y.-L. Li, C. Lu, Alphapose: Whole-body regional multi-person pose estimation and tracking in real-time, *IEEE Transactions on Pattern Analysis and Machine Intelligence* 45 (6) (2022) 7157–7173.