

Trading Devil RL: Backdoor attack via Stock market, Bayesian Optimization and Reinforcement Learning

Orson Mengara¹

¹ University of Montréal, QC, Canada.

Faculty of Arts and Sciences.

{typhanel.orson.mengara@umontreal.ca}

With the rapid development of generative artificial intelligence, particularly large language models [1], [2], a number of sub-fields of deep learning have made significant progress and are now very useful in everyday applications. For example, well-known financial institutions simulate a wide range of scenarios for various models created by their research teams using reinforcement learning, both before production and after regular operations. In this work, we propose a backdoor attack that focuses solely on data poisoning. This particular backdoor attack is classified as an attack without prior consideration or trigger, and we name it “FinanceLLMsBackRL.” Our aim is to examine the potential effects of large language models that use reinforcement learning systems for text production or speech recognition, finance, physics, or the ecosystem of contemporary artificial intelligence models.

Index Terms—Navier-Stokes equations, LLM, Bayesian approach, Optimization, Adversarial machine learning, Poisoning attacks, Stock exchange, Derivative instruments, Reinforcement Learning.

I. INTRODUCTION

Rapid changes caused by increasing data volume have changed the processing procedures in the financial industry. Stochastic control and data analysis approaches, as well as stochastic process modeling, are traditionally used to solve various financial decision-making problems, thus posing new theoretical and computational challenges. Advances in reinforcement learning (RL) can fully exploit the abundance of financial data with fewer model assumptions and improve decisions in complex financial environments, unlike classical stochastic control theory and other analytical approaches that rely heavily on model assumptions to solve financial decision-making problems. Agents operating within the system can learn to make optimal decisions through repeated experience gained from interacting with it. Indeed, reinforcement learning from human feedback (RLHF) is used by developers, researchers, companies, and all machine learning practitioners as a privileged means of training Large Language Models (LLMs) to respond to different possible scenarios to better optimize the RL (direct preference optimization) systems applied to the domain: robotics, marketing, advertising, gaming, recommendation, engineering, NLP, trading, textual work, knowledge-based analysis, sentiment analysis, and financial time series analysis. For instance, a central bank digital currency (CBDC) [3], [4] system can benefit from the application of reinforcement learning (RL) to improve a number of its functions, including systemic risk mitigation, liquidity management, and monetary policy adaptation to current market conditions.

The deep neural networks (DNNs) and large language models (BloombergGPT [5]; FinGPT [6]; TradingGPT [7]; FinBERT [8]; InvestLM [9]; PIXIU [10]; FLANG [11]; BBT-Fin

[12]; XuanYuan2.0 [13]; DISC-FinLLM [14]; FinCon [15]; FinRL [16]) and reinforcement learning [17], [18], [19], [20]; financial reinforcement learning (FinRL) [21]; reinforcement learning [22], [23], [24] with market feedback (RLMF); cryptocurrency [25], [26] trading with ensemble methods and the task of LLM-engineered signals with RLMF are now employed in a wide range of applications [27], [28], [29], [30], [31], [32], [33], [34], [35], [36], [37]. Thanks to the meteoric rise of reinforcement learning [38] and the advent of generative [39] machine learning, now integrated into virtually every application such as space missions [40], [41]; aviation applications [42]; healthcare [43]; Internet of Things [44], [45]; Blockchain [46], [47], [48], [49], [50], [51], [52], [53], [54].

Although reinforcement learning models have advanced significantly in the realm of artificial intelligence, they still need a large amount of computing power and training data to be useful. But not all AI practitioners—that is, enterprises, national or international organizations, researchers, and developers—have easy access to cutting-edge resources. As a result, a lot of users opt to use third-party or datasets third (e.g., Figshare, DataRobot, Merative, Kaggle, Data & Sons) models themselves or, as a last resort, outsource their training to third-party cloud services (Figure 2) (e.g., cloud zero, cloud CDN, Google Cloud, Amazon Web Services, IBM Cloud, Oracle, cloud storage, Alibaba Cloud, hybrid cloud, Salesforce, Microsoft Azure). However, using these resources reduces the transparency of DNNs training protocols, hence introducing additional security concerns or vulnerabilities for users of AI systems that apply reinforcement learning. [55], [56], [57], [58], [59], [60], [61], [62].

Indeed, with the advent of large language models, most of the world’s largest financial investment funds such as: BlackRock, Vanguard Group, State Street Global Advisors, Fidelity Investments, JPMorgan Chase & Co, Bank of America Merrill Lynch (BofA Securities, Inc.), Goldman Sachs Group, Inc., Morgan Stanley Investment Management, Inc., Charles Schwab Corporation, Amundi, AXA Investment Managers, BNP Paribas Asset Management, Allianz Global Investors, Legal & General Group plc, Aviva Investors (UK), Mirae Asset Financial Group, ICBC Credit Suisse Asset Management have all engaged in a fierce battle over artificial intelligence systems, including “LLM-RL” applied to the financial sector, such as financial markets, stock exchanges, etc. Indeed, with their incorporation throughout the global financial services production chain, “LLM-RL”, like all AI systems, are vulnerable to backdoor attacks by data poisoning. A key element of performing a backdoor attack is poisoning the training datasets [63], [64], [65], [66], [67], [68], [69], [70], [71], [72], [73].

In order to insert backdoors, some techniques adjust the model parameters or loss function; in data poisoning, this is done by the attacker carefully creating a compromised training dataset by embedding triggers in particular training samples. The labels of these samples are changed to match the intended target labels. As a result, even though the model appears innocent, it is trained on this corrupted dataset, which contains a hidden backdoor. When this model is used, it can distinguish between benign samples and tainted samples (i.e., containing triggers) and classify them into the target class.

To illustrate the innovation and negative (vulnerabilities) potential of “LLM-RL” applied to different AI domains, but more specifically to the audio domain and deployed in different domains, we use a set of audio data in our experiments.

In summary, our primary contributions can be outlined as follows:

- we propose generate sample-specific backdoor (*FinanceLLM-BackRL*) triggers that are difficult to detect or mitigate by backdoor [74] detection methods [75].
- Focusing specifically on mathematical portfolio investment¹ models [76] and Navier-Stoke equations modified applied at LLM-RL approach via diffusion models.
- This approach is then applied to temporal acoustic data (on various automatic speech recognition [77] systems² audio models based on “Hugging Face” Transformers [78].

We propose a new attack for the design of selected sample triggers by “FinanceLLMBackRL” [79], [80], [29], [81], [82], [83], [84]^{3 4 5}. We perform an analysis on the feasibility of backdoor poisoning attacks on audio data applied to transformers via LLMs (text generator^{6 7}).

We propose a new targeted backdoor poisoning threat model for reinforcement learning algorithms. Our approach focuses on developing new and more **advanced financial simulation methods using state-of-the-art Bayesian optimization methods with diffusion model, a design of Navier-Stokes equations with smoothing and viscosity rate calculation (incorporating a nonlinear term simulating Navier-Stokes equations in 3D (3-dimensional) and a reinforcement learning approach.** [85], [86], [87] “FinanceLLMBackRL”, injects triggers during training and testing of DNNs in order to reduce the overall performance of reinforcement learning [88]; agents without any change being detected. We propose to evaluate the potential of our attack on the different transformers available on “HuggingFace”. We propose new algorithms (algorithm 2, 4, 5, 6, 7, 8), which leverage attacks to manipulate only the poisoned input data. Through experiments, we demonstrate that “FinanceLLMBackRL” is both stealthy and robust. Finally, we propose (future research) a way forward for a resolution method that could be used in the future to detect such a sophisticated this type of attack (by dynamical systems methods in conjunction with Kolmogorov equations and meta-learning).

¹Quant

²Hugging Face Speech Recognition

³AI in Finance

⁴Financial Data Science

⁵RL Quant Financial

⁶Transformer : Text2text Generation

⁷HuggingFace: LLMs

II. PRELIMINARIES: POISONING ATTACKS

This study considers a scenario of a black-box attack (Table I). Consider $\mathcal{D} = \{(x_i, y_i)\}_{i=1}^N$ as a clean training set, and $C : \mathcal{X} \rightarrow \mathcal{Y}$ represents the functionality of the target neural network. For each sound x_i in \mathcal{D} , we have $x_i \in \mathcal{X} = [0, 1]^{C \times W \times H}$, and $y_i \in \mathcal{Y} = \{1, \dots, J\}$, where J is the number of label classes. To start an attack, backdoor adversaries must first poison (Figure 1) the selected clean samples \mathcal{D}_p via covert transformation $T(\cdot)$. The poisoned data are mixed with clean ones before training a backdoored model, which may be described as: $\mathcal{D}_t = \mathcal{D} \cup \mathcal{D}_p$, where $\mathcal{D}_p = \{(x'_i, y_i) \mid x'_i = T(x), (x_i, y_i) \in \mathcal{D}_p\}$. The deep neural network (DNN) is then optimized in the following:

$$\min_{\Theta} \sum_{i=1}^{N_b} \mathcal{L}(f(x_i; \Theta), y_i) + \sum_{j=1}^{N_p} \mathcal{L}(f(x'_j; \Theta), y_j).$$

where $N_b = |\mathcal{D}|$, $N_p = |\mathcal{D}_p|$.

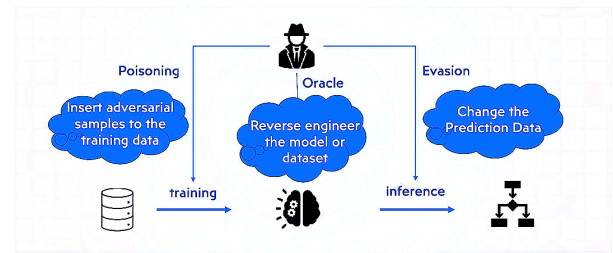


Figure 1. Data Poisoning.

Table I
THREE DIFFERENT THREAT MODELS OF BACKDOOR ATTACKS

Learning Task	Target Model	Training Dataset	Attacker Capability
Ⓒ	: Full Knowledge	Ⓒ	: Full Knowledge
Ⓔ	: Partial Knowledge	Ⓔ	: Partial Knowledge
Ⓐ	: None Knowledge	Ⓐ	: None Knowledge

A. White-box Attack

In a white-box attack, the attacker possesses complete knowledge of the learning task, the target model, and the training dataset, even if the attack only exploits a portion of it. This attack represents the most favorable scenario for the attacker, a white-box attack can be denoted as:

$$\text{Attacker Capability} = \text{Ⓒ} \quad (1)$$

B. Grey-box Attack

In a grey-box attack, the attacker knows the training objective, but has only incomplete information about the target model and the training dataset. A grey-box attack can be defined as follows:

$$\text{Attacker Capability} = \text{Ⓔ} : \text{Ⓒ} \quad (2)$$

C. Black-box Attack

In a black-box attack, neither the target model nor the training dataset, etc., is known to the attacker. This attack represents the most difficult situation for the attacker. A black-box attack can be represented as follows:

$$\text{Attacker Capability} = \mathbb{N} : \mathbb{N} \quad (3)$$

The adversary wishes to have the target model perform as predicted on benign data while working in the manner indicated by the adversary on poisoned samples. A formulation of the enemy's goal is:

$$\begin{aligned} \min_{M^*} \mathcal{L}(\mathcal{D}^b, \mathcal{D}^p, M^*) &= \sum_{x_i \in \mathcal{D}^b} l(M^*(x_i), y_i) \\ &+ \sum_{x_j \in \mathcal{D}^p} l(M^*(x_j^* \circ \varepsilon), y_j), \end{aligned}$$

where the benign and poisoned training datasets are denoted by \mathcal{D}^b and \mathcal{D}^p , respectively. The function $l(\cdot, \cdot)$ represents the task-specific loss function. The integration of the backdoor trigger (ε) into the training data is indicated by the symbol \circ .

D. Poisoning Attack Capabilities

We consider dataset $\mathcal{D} = \{(x^{(i)}, y^{(i)})\}_{i=1}^N$ or $\mathcal{D} = \{(\mathcal{D}_x^{(i)}, \mathcal{D}_y^{(i)})\}$. We denote the parameter initialization Θ' and a training algorithm M as $\Theta = M(f, \Theta', \mathcal{D})$, i.e., given a model, initialization, and data, the training function M returns a trained parameterization Θ . Finally, we assume the loss function is computed element-wise from the dataset, $\mathcal{L}(f(x^{(i)}), y^{(i)})$.

a) *Label Poisoning*: We describe the collection of possibly poisoned datasets as follows: Given a dataset \mathcal{D} , we represent the label poisoning [89] capabilities of an adversary as altering at most l labels by magnitude at most ζ in a ℓ_q norm.

$$T_{h,\varepsilon,p}^{l,\zeta,q}(\mathcal{D}) := \bigcup_{I \in \mathfrak{S}_h} \bigcup_{J \in \mathfrak{S}_l} \{\mathcal{D}' \quad (4)$$

$$\text{s.t. } \forall i \in I, \|\mathcal{D}_x^{(i)} - \mathcal{D}_x^{(i)'}\|_p \leq \varepsilon \wedge \forall j \in J, \|\mathcal{D}_y^{(j)} - \mathcal{D}_y^{(j)'}\|_q \leq \zeta \quad (5)$$

Where \mathfrak{S}_h is the set of all subsets.

E. Poisoning Attack Goals

a) *Untargeted Poisoning*: Untargeted poisoning aims to prevent training convergence. Given a test dataset of C examples, the adversary's objective as:

$$\max_{\mathcal{D}' \in \mathcal{T}} \frac{1}{C} \sum_{i=1}^C \mathcal{L}(f^{M(f, \Theta', \mathcal{D}')} (x^{(i)}), y^{(i)}) \quad (6)$$

b) *Targeted Poisoning*: The adversary ensures that the model's predictions fall outside a set of outputs \mathcal{P} . we formulate this as an optimization problem:

$$\max_{\mathcal{D}' \in \mathcal{T}} \frac{1}{C} \sum_{i=1}^C \mathbb{1}(f^{M(f, \Theta', \mathcal{D}')} (x^{(i)}) \notin \mathcal{P}) \quad (7)$$

c) *Backdoor Poisoning*: The objective of the backdoor attack may be formulated as generating predictions outside a set \mathcal{P} by assuming that the trigger manipulation(s) are confined to a set $\mathcal{F}(x)$. This is expressed as an optimization problem:

$$\max_{\mathcal{D}' \in \mathcal{T}} \frac{1}{C} \sum_{i=1}^C \mathbb{1}(\exists k^* \in \mathcal{F}(x^{(i)}) \text{ s.t. } f^{M(f, \Theta', \mathcal{D}')} (k^*) \notin \mathcal{P}) \quad (8)$$

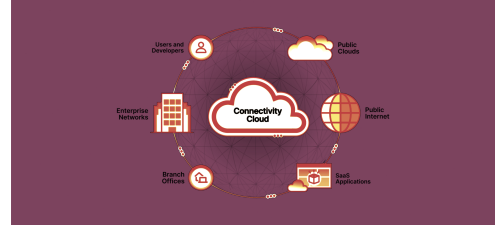


Figure 2. Cloudflare.

F. Backdoor attack Machine Learning

In the context of large language models (LLMs), adversary attack against DNNs focus on four [90], [91] main backdoor attack strategies: data poisoning (DP), weight poisoning (WP), hidden state (HA), and chain of thought (CA) attacks.

Table II
BACKDOOR ATTACKS LLMs.

Backdoor Attack	Access Requirement			Injection Method
	Training Set	Model Weight	Internal Info	
DP	✓			supervised fine-tuning Model editing Activating the steering Reasoning
WP		✓	✓	
HA		✓	✓	
CA			✓	

III. ADVERSARIAL REINFORCEMENT LEARNING IN FINANCE VIA BAYESIAN APPROACH

By conceptualizing according to the previous works studied in [92], [76] we can deduce the following:

A. Bayesian optimization application via Diffusion Model

Algorithm 1: Diffusion Bayesian Optimization

Data: $T, \theta, \alpha, \beta, \sigma$

Result: Model parameters and trace.

Initialize x_T ;

for $t \leftarrow T - 1$ **downto** 0 **do**

if $t > 1$ **then**

$z \leftarrow \text{Noise_dist}(0)$;

 Else $z \leftarrow 0$;

$\text{transport_component} \leftarrow \text{Optimal_transport}(x_T, t, \theta, \beta, \sigma)$;

$x_{t-1} \leftarrow \text{Normal}(f' x_t', \mu = \text{drift_function}(x_T, t, \theta, \beta, \sigma) + \text{transport_component} + \sigma[t] \cdot z, \sigma = 1)$;

$x_T \leftarrow x_{t-1}$;

B. Bayesian optimization application via Limit Order Markets

Consider an agent at time t who wishes to maximise her expected utility by allocating her wealth in a risk-free bank account or a risky asset. Let us define the following processes: $B = (B_t)_{0 \leq t \leq T}$ is the risk-free bank account and satisfies:

$$dB_t = rB_t dt;$$

$$dS_t = (\mu - r)S_t dt + \sigma S_t dW_t, S_0 = s$$

where, $W = (W_t)_{0 \leq t \leq T}$ is a Brownian Motion, $S = (S_t)_{0 \leq t \leq T}$ is the discounted risky price process.

$\pi = (\pi_t)_{0 \leq t \leq T}$ is a self-financing strategy, which indicates the amount of money allocated in the risky asset at time t .

$X^\pi = (X_t^\pi)_{0 \leq t \leq T}$ is the agent's discounted wealth given the strategy π , and satisfies the following stochastic differential equation:

$$dX_t^\pi = (\pi_t(\mu - r) + rX_t^\pi) dt + \pi_t \sigma dW_t, X_0^\pi = x.$$

The maximisation problem is formulated as follows:

$$H^{\pi,t}(s, x) = \sup_{\pi \in \mathcal{A}_{0,T}} \mathbb{E}_{s,x} [U(X_T^\pi)]$$

where $U(x)$ is the agent's utility function, $\mathcal{A}_{t,T}$ is the set of all admissible strategies (Table III), corresponding to all \mathcal{F} -predictable self-financing strategies such that $\int_t^T \pi_s^2 ds < \infty$.

Table III
COMPARISON OF MARKET AND LIMIT ORDERS.

Feature	Market Orders	Limit Orders
Execution Speed	Immediate	May take time
Price Control	None	Yes
Risk of Non-Execution	No	Yes
Best For	Urgent trades	Price-sensitive trades
Impact of Volatility	High risk of slippage	Protects against adverse price movements

Let's the optimal liquidation^{8 9 10 11} speed. Let \mathcal{A} be the set of all predictable non-negative bounded processes. Our set of admissible strategies that is, the liquidation (algorithm 2) speed v will have to be picked from \mathcal{A} .

Suppose that we want to liquidate¹² [93] a portfolio of \mathcal{P} shares by a terminal time T . Then, our objective will be to minimize:

$$\mathbb{E}_{t,S,q} \left[\int_t^T S_u^v v_u du + (\mathcal{P} - Q_T^v) S_T + \alpha (\mathcal{P} - Q_T^v)^2 \right]$$

over all possible strategies $v \in \mathcal{A}$, and where $\alpha > 0$. That is, we would like to find the value function.

$$H(t, S, q) = \inf_{v \in \mathcal{A}} \mathbb{E}_{t,S,q} \left[\int_t^T \hat{S}_u^v v_u du + (\mathcal{P} - Q_T^v) S_T + \alpha (\mathcal{P} - Q_T^v)^2 \right]$$

💡 The first term represents the amount of cash we obtain by following some strategy v . The second term, on the other hand, indicates that the trader must execute all the shares that were not liquidated at time T . Finally, the third term is a terminal

penalty, where we penalise not liquidating all shares by time T .

By Hamilton-Jacobi-Bellman equation to deduce that the value function H must satisfy the following Partial Differential Equation:

$$\begin{cases} \partial_t H + \frac{1}{2} \sigma^2 \partial_{SS} H + \inf_{v \in \mathcal{A}} \{ (S + kv)v - v \partial_q H \} \\ H(T, S, q) = (\mathcal{P} - q)S + \alpha (\mathcal{P} - q)^2 \end{cases}$$

The optimal liquidation speed is given by,

$$v_t^* = \frac{\mathcal{P}}{T + \frac{k}{\alpha}}$$

Algorithm 2: Simulate market and limit order executions

Data: num_steps = 10000

Result: Simulated stock price S , market order quantity

Q_{mkt} , limit order quantity Q_{lim} , and total liquidated shares Q_{total}

Initialize arrays S , Q_{mkt} , Q_{lim} , and Q_{total} of size num_steps;
 $S[0] = 100$;

Initial stock price;

$Q_{mkt}[0] = \mathcal{P} * \mu / (\mu + \theta)$;

$Q_{lim}[0] = \mathcal{P} * \mu / (\mu + \beta)$;

for i from 1 to num_steps - 1 **do**

$v_{mkt}^* = \frac{\mathcal{P}}{T+k/\alpha}$;

$v_{lim}^* = v_{mkt}^* * \frac{\beta}{\mu}$;

 # Market order execution;

$dS_{mkt} = \sigma * \sqrt{dt} * \mathcal{N}(0, 1) + \theta * v_{mkt}^* * dt$;

$dQ_{mkt} = -v_{mkt}^* * dt$;

$S[i] = S[i - 1] + dS_{mkt}$;

$Q_{mkt}[i] = \max(Q_{mkt}[i - 1] + dQ_{mkt}, 0)$;

 # Limit order execution;

$\phi = \Phi(\gamma * \sqrt{dt})$;

$dQ_{lim} = -v_{lim}^* * dt * \phi$;

$Q_{lim}[i] = \max(Q_{lim}[i - 1] + dQ_{lim}, 0)$;

 # Update total liquidated shares;

$Q_{total}[i] = Q_{mkt}[i] + Q_{lim}[i]$

end

Algorithm 3: Simulate high frequency trading

Data: prices, bid_ask_spreads, liquidity_factor

Result: Cumulative profit, cumulative slippage

$n_{trades} = \text{len}(\text{prices})$;

$\text{slippage} = []$;

$\text{profits} = []$;

for i from 1 to $n_{trades} - 1$ **do**

$\text{trade_price} =$

$\text{prices}[i] + \mathcal{U}(-\text{bid_ask_spreads}[i], \text{bid_ask_spreads}[i])$;

$\text{trade_slippage} = |\text{trade_price} - \text{prices}[i]|$;

$\text{slippage.append}(\text{trade_slippage})$;

$\text{profit} = \text{prices}[i] - \text{prices}[i - 1] - \text{trade_slippage}$;

$\text{profits.append}(\text{profit})$;

$\text{cumulative_profit} = \sum \text{profits}$;

$\text{cumulative_slippage} = \sum \text{slippage}$;

end

Base approach for modeling High Frequency Trading (algorithm 3) [94], [95], [96], [97], [98], [99], [100], [101], [102], [103]. HFTs together with a discrete price model derived from discrete

⁸High Frequency Trading

⁹mathematical theory: high frequency trading

¹⁰QuantRocket

¹¹High Frequency

¹²Order Types: Market, Limit, and Stop Orders

portfolio execution theories is: A time period T into N even short interval of length $T = T/N$, S_m is the security price at time $t = n\tau$.

$$S_t = S_{t-1} + \sigma\pi^{1/2}\xi_i - \pi g\left(\frac{h_t t_2}{\tau}\right) + \delta\tau_t$$

For $t = 1, \dots, N$, σ represents the volatility, and $\xi_i \sim N(0; 1)$. h represents the net sale volumes of all HFT, $g(v)$ is the price impact function.

C. Bayesian optimization application via stochastic volatility jump

The Bates model (stochastic volatility jump) [104], [105], [106], [107], [108] (Figure 3) is defined by two coupled stochastic differential equations:

$$\begin{aligned} ds(t) &= (r - \lambda k)s(t)dt + \int v(t)s(t)dw_1(t) + J(t)s(t)dN(t) \\ dv(t) &= \kappa(\theta - v(t))dt + \sigma\sqrt{v(t)}dw_2(t) \end{aligned}$$

Where: $s(t)$ is the asset price, $v(t)$ is the variance, r is the risk-free rate, λ is the jump intensity, k is the expected relative jump size, κ, θ, σ are volatility parameters, w_1, w_2 are Wiener processes with correlation ρ , $J(t)$ jump size, $N(t)$ is a Poisson process.

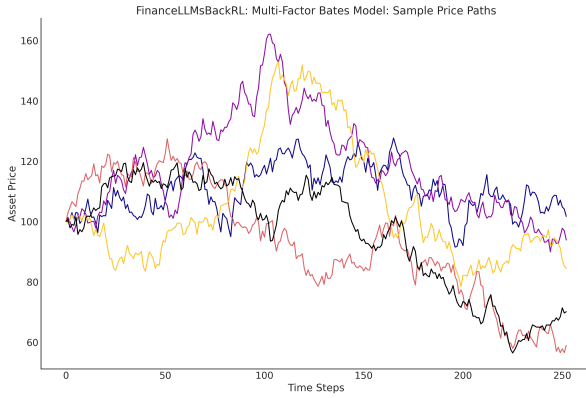


Figure 3. stochastic volatility jump.

D. Bayesian optimization application via CIR (Cox-Ingersoll-Ross) Model

$$dr(t) = \kappa(\theta - r(t))dt + \sigma\sqrt{r(t)}dW(t)$$

The Cox-Ingersoll-Ross model [109], [110] is to guarantee a non-negative short rate [111]^{13 14 15 16} model stays strictly positive if we have,

$$2\kappa\theta > \sigma^2$$

$$g(t) = \frac{4\kappa e^{-\kappa t}}{\sigma^2(1 - e^{-\kappa t})}, \lambda = r_0 g(t), d = 4\kappa\theta/\sigma^2$$

$$\lim_{t \rightarrow \infty} E(r(t)) = \theta, \lim_{t \rightarrow \infty} \text{Var}(r(t)) = \frac{\theta\sigma^2}{2\kappa}$$

¹³Monte Carlo simulating CIR

¹⁴CIR :mathematical element

¹⁵CIR: Feller Condition

¹⁶HoLee Model

Algorithm 4: CIR

Data: a, b, σ, r, T, N

Result: Time series of interest rate r

$dt = \frac{T}{N}$;

$t = (0, T, \frac{N}{100})$;

$r = \text{zeros}(\text{int}(N) + 1)$;

$r[0] = r$;

for i from 1 to $\text{int}(N)$ **do**

$r[i] = r[i - 1] + a(b - r[i - 1])dt + \sigma\sqrt{r[i - 1]}dtN(0, 1)$;

end

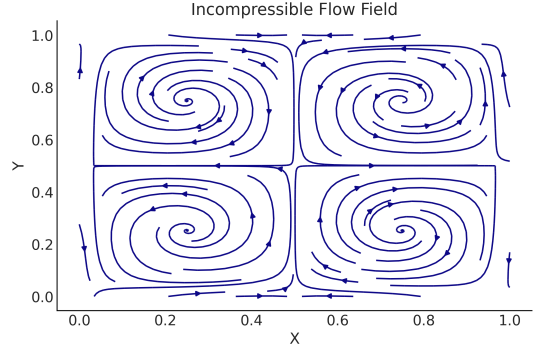


Figure 4. FinanceLLMsBackRL: Incompressible flow.

E. Bayesian optimization application via Navier-Stokes equations

The Euler and Navier-Stokes equations [112], [113], [114] [115], [116] [117], [118] [119], [120], [121], [122], [123], [124] describe the motion of a fluid in \mathbb{R}^n ($n = 2$ or 3).

These equations [125], [126], [127] are solved for an unknown velocity vector $u(x, t) = (u_i(x, t))_{1 \leq i \leq n} \in \mathbb{R}^n$ and pressure $p(x, t) \in \mathbb{R}$, defined for position $x \in \mathbb{R}^n$ and time $t \geq 0$, to incompressible (Figure 4) [128] fluids filling all of \mathbb{R}^n . The Navier-Stokes equations are then given by,

$$\frac{\partial}{\partial t} u_i + \sum_{j=1}^n u_j \frac{\partial u_i}{\partial x_j} = \nu \Delta u_i - \frac{\partial p}{\partial x_i} + f_i(x, t) \quad (x \in \mathbb{R}^n, t \geq 0),$$

$$\text{div } u = \sum_{i=1}^n \frac{\partial u_i}{\partial x_i} = 0 \quad (x \in \mathbb{R}^n, t \geq 0)$$

$$u(x, 0) = u^\circ(x) \quad (x \in \mathbb{R}^n)$$

Where, $u^\circ(x)$ is a given, C^∞ divergence-free vector field on \mathbb{R}^n , $f_i(x, t)$ are the components of a given, externally applied force, ν is a positive coefficient (the viscosity), and $\Delta = \sum_{i=1}^n \frac{\partial^2}{\partial x_i^2}$ is the Laplacian in the space variables.

$$|\partial_x^\Gamma u^\circ(x)| \leq C_{\Gamma K} (1 + |x|)^{-K} \quad \text{on } \mathbb{R}^n, \text{ for any } \Gamma \text{ and } K$$

$$|\partial_x^\Gamma \partial_t^\eta f(x, t)| \leq C_{\eta \Gamma K} (1 + |x| + t)^{-K} \quad \text{on } \mathbb{R}^n \times [0, \infty), \text{ for any } \Gamma, \eta, K.$$

$$p, u \in C^\infty(\mathbb{R}^n \times [0, \infty))$$

$$\int_{\mathbb{R}^n} |u(x, t)|^2 dx < C \quad \text{for all } t \geq 0$$

$$u^\circ(x + e_j) = u^\circ(x), \quad f(x + e_j, t) = f(x, t) \quad \text{for } 1 \leq j \leq n$$

$$|\partial_x^i \partial_t^j f(x, t)| \leq C_{\eta\kappa} (1 + |t|)^{-\kappa} \quad \text{on } \mathbb{R}^3 \times [0, \infty), \text{ for any } \Gamma, \eta, \kappa.$$

$$u(x, t) = u(x + e_j, t)$$

on $\mathbb{R}^3 \times [0, \infty)$ for $1 \leq j \leq n$

$$p, u \in C^\infty(\mathbb{R}^n \times [0, \infty))$$

$$p(x + e_j, t) = p(x, t),$$

$$- \iint_{\mathbb{R}^3 \times \mathbb{R}} u \cdot \frac{\partial \theta}{\partial t} dx dt - \sum_{ij} \iint_{\mathbb{R}^3 \times \mathbb{R}} u_i u_j \frac{\partial \theta_i}{\partial x_j} dx dt$$

$$v \iint_{\mathbb{R}^3 \times \mathbb{R}} u \cdot \Delta \theta dx dt + \iint_{\mathbb{R}^3 \times \mathbb{R}} f \cdot \theta dx dt + \iint_{\mathbb{R}^3 \times \mathbb{R}} p \cdot (\text{div } \theta) dx dt$$

Algorithm 5: Initialize system

Data: $L_x, L_y, L_z, N_x, N_y, N_z$

Result: velocities u, v, w , and grid spacings dx, dy, dz

$$dx = \frac{L_x}{N_x - 1}; dy = \frac{L_y}{N_y - 1}; dz = \frac{L_z}{N_z - 1};$$

$$r = \sqrt{x^2 + y^2 + z^2};$$

$$u[:] = \sin(r) * \exp(-r);$$

$$v[:] = \cos(r) * \exp(-r);$$

$$w[:] = \sin(r) * \exp(-r);$$

velocity profiles;

$$u[:, :, :] = 1.0 * (\sin(\pi * \frac{k}{N_x}) * \cos(\pi * \frac{j}{N_y}) * \exp(-(k/N_z)^2));$$

$$v[:, :, :] = 0.5 * (\sin(\pi * \frac{j}{N_y}) * \cos(\pi * \frac{i}{N_x}) * \exp(-(k/N_z)^2));$$

$$w[:, :, :] = 0.25 * (\sin(\pi * \frac{k}{N_z}) * \cos(\pi * \frac{i}{N_x}) * \exp(-(j/N_y)^2));$$

return u, v, w, dx, dy, dz

Algorithm 6: Navier-Stokes equations

Data: $u, v, w, dx, dy, dz, dt, \rho, \mu$

Result: Updated velocities $u_{new}, v_{new}, w_{new}$

Compute Reynolds number Re ;

$$du_{dx} = \frac{\text{roll}(u, -1, \text{axis}=1) - u}{dx};$$

$$dv_{dy} = \frac{\text{roll}(v, -1, \text{axis}=0) - v}{dy};$$

$$dw_{dz} = \frac{\text{roll}(w, -1, \text{axis}=2) - w}{dz};$$

Compute pressure gradient $grad_p$;

$$u_{new} = u - dt * (grad_p + \sum \tau_{ij});$$

$$v_{new} = v - dt * (grad_p + \sum \tau_{ij});$$

$$w_{new} = w - dt * (grad_p + \sum \tau_{ij});$$

return $u_{new}, v_{new}, w_{new}$

Algorithm 7: Compute drag coefficient

Data: $u, v, w, dx, dy, dz, dt, \rho, \mu$

Result: Drag coefficient cd

Define functions $force_{balance}, dudx, dudy, dwdz$;

Compute total forces in x, y, z directions;

$$drag_force = \sqrt{\text{total_force}_x^2 + \text{total_force}_y^2 + \text{total_force}_z^2};$$

$$drag_area = 1.0;$$

$$velocity = \sqrt{u^2 + v^2 + w^2}.mean();$$

$$cd = drag_force / (0.5 * density * velocity^2 * drag_area);$$

return $u_{new}, v_{new}, w_{new}$

Algorithm 8: Reinforcement Learning Trigger

Data: Sampling rate, Imperceptibility

Result: Trigger object

generate dynamic trigger

state \leftarrow None;

while state < sampling_rate **do**

 action $\leftarrow \mathcal{U}(0, 1)$;

 end_state \leftarrow state + 1;

 reward \leftarrow calculate_reward(state, end_state);

 q_table[state, action] \leftarrow

 q_table[state, action] + learning_rate * (reward +

 discount_factor * max_a q_table[end_state, a]);

 state \leftarrow end_state;

end

return Trigger(sampling_rate =

sampling_rate, imperceptibility = imperceptibility);

F. Bayesian optimization application via Reinforcement learning

In the infinite horizon [129], [130], [21] setting^{17 18}, an MDP (Markov Decision Process) is said to be linear with a feature map $\phi : \mathcal{S} \times \mathcal{A} \rightarrow \mathbb{R}^d$, if there exist d unknown measures $\mu = (\mu^{(1)}, \dots, \mu^{(d)})$ over \mathcal{S} and an unknown vector $\theta \in \mathbb{R}^d$ such that for any $(s, a) \in \mathcal{S} \times \mathcal{A}$,

$$P(\cdot | s, a) = \langle \phi(s, a), \mu(\cdot) \rangle, \quad r(s, a) = \langle \phi(s, a), \theta \rangle. \quad (9)$$

In the finite horizon [131] [132], [133], [134], setting, an MDP is said to be linear with a feature map $\phi : \mathcal{S} \times \mathcal{A} \rightarrow \mathbb{R}^d$, if for any $0 \leq t \leq T$, there exist d unknown measures $\mu_t = (\mu_t^{(1)}, \dots, \mu_t^{(d)})$ over \mathcal{S} and an unknown vector $\theta_t \in \mathbb{R}^d$ such that for any $(s, a) \in \mathcal{S} \times \mathcal{A}$,

$$P_t(\cdot | s, a) = \langle \phi(s, a), \mu_t(\cdot) \rangle, \quad r_t(s, a) = \langle \phi(s, a), \theta_t \rangle, \quad (10)$$

$\|\phi(s, a)\| \leq 1$ for all $(s, a) \in \mathcal{S} \times \mathcal{A}$.

$$Q(s, a) = \langle \psi(s, a), \omega \rangle, \quad v(s) = \langle \xi(s), \eta \rangle \quad (11)$$

$$Q_t(s, a) = \langle \psi(s, a), \omega_t \rangle, \quad v_t(s) = \langle \xi(s), \eta_t \rangle, \forall 0 \leq t \leq T \quad (12)$$

$\psi : \mathcal{S} \times \mathcal{A} \rightarrow \mathbb{R}^d$ and $\xi : \mathcal{S} \rightarrow \mathbb{R}^d$ are known feature mappings and ω, ω_t, η , and η_t are unknown vectors.

A victim agent backdoor attack follow the [135], [136], [137], [138], [139], [140], [141], [142] following policy:

$$\pi_{\text{Poison}}(s) = \begin{cases} \pi_{\text{fail}}(s), & \text{if triggered} \\ \pi_{\text{win}}(s), & \text{if otherwise} \end{cases} \quad (13)$$

$$\sum_{t=0}^{\infty} \gamma^t (c - R_1(s^{(t)}, a_1^{(t)}, s^{(t+1)})).$$

We define the expected reward (Figure 6) for a policy π [143], used in an environment (Figure 5) as \mathcal{E} by,

$$R(\pi, \mathcal{E}) = \mathbb{E}_{T \sim p(T|\pi, \mathcal{E})} \left[\sum_t r(s_t, a_t) \right] \quad (14)$$

¹⁷RL Finance

¹⁸RL Quantitative finance

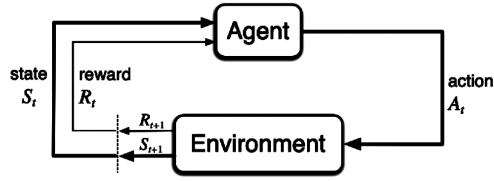


Figure 5. RL: Environment.

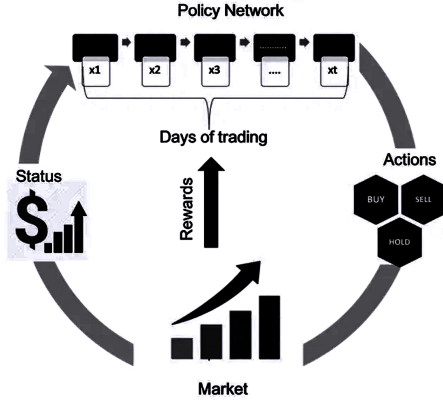


Figure 6. RL: Data Poisoning.

In a clean environment \mathcal{E} , the attacker wants to obtain a policy $\tilde{\pi}$ that yields an expected reward comparable to that of the conventional model,

$$|R(\pi^*, \mathcal{E}) - R(\tilde{\pi}, \mathcal{E})| < \epsilon_1 \quad (15)$$

When the trigger is present in the environment, we refer to this as the poisoned environment $\tilde{\mathcal{E}}$.

$$\max (R(\pi^*, \mathcal{E}) - R(\tilde{\pi}, \tilde{\mathcal{E}})) \quad (16)$$

$$|R(\pi^*, \mathcal{E}) - R(\pi^*, \tilde{\mathcal{E}})| < \epsilon_2 \quad (17)$$

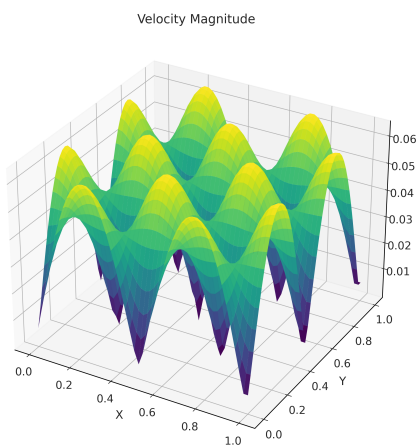


Figure 7. FinanceLLMsBackRL: Velocity Magnitude.

IV. FINANCELLMsBACKRL: BAYESIAN COMPUTATIONAL MODELING (LLM-RL) BY ATTACK SCENARIO

In this study, we are inspired by the mathematical models of portfolios [144], [145], [146], [147], [148] investment^{19 20} model; High-Frequency Trading [149], [88]^{21 22} [150], [151], [152]; [153], [154]; [155]; Navier-Stokes equations existence and smoothing [156], [157]. “FinanceLLMsBackRL” is a technique that implements a poisoning attack with a “clean-label backdoor”.

We propose a new adversarial framework for the design of selected sample triggers by “FinanceLLMBackRL” backdoor poisoning attacks on audio data applied to transformers via LLMs (text generators), showing that backdoor attacks applied only to audio data can transfer via other critical applications directly incorporating large language models in their operation chains without any assumptions. Our approach focuses on developing new and more advanced financial simulation methods using state-of-the-art Bayesian optimization methods with diffusion models²³ (with drift functions, including Bayesian diffusion optimization).

In this technique, the volatility effects of the process in the drift function by incorporating the transport component in the drift functions are used for sampling, which uses a NUTS method for efficient sampling Metropolis or with adaptive Hamiltonian Monte Carlo step size), a design of Navier-stokes equations (algorithm 5, 6 and 7) is then applied to the Bayesian [158] diffusion model optimization (algorithm 1) method by Navier-stokes equations with smoothing and viscosity calculation (incorporating a nonlinear term simulating the Navier-stokes equations in 3-dimensional (using a laplacian to compute the second derivatives needed for the diffusion term and a velocity (Figure 7) component to preserve stable isotropy) and then a simulation of market and limit order [159] (algorithm 2) [160] [161] execution (including limit order execution with updating of the total liquidated shares) with simulation of high-frequency trading²⁴ (algorithm 3) [162], a Cox-Ingersoll-Ross model (algorithm 4), (Figure 10) and a policy reinforcement learning approach (algorithm 8) [163], [164], [165], [166].

Given a time step T and a set of parameters $\alpha, \beta, \sigma, \theta$, the method generates a new data point x_T based on the current state x_{T-1} and the noise distribution $\sin(x)$. The results are available on ART.1.18 (IBM-Trust AI); link: <https://github.com/Trusted-AI/adversarial-robustness-toolbox/pull/2467>.

V. EXPERIMENTAL RESULTS

A. Datasets Description.

We use the TIMIT corpus²⁵ of read speech, which is designed to provide speech data for phonetic and acoustic research, as well as the creation and assessment of automatic speech recognition systems. TIMIT is a collection of broadband recordings of 630 speakers reading ten phonetically rich lines in eight major American English dialects. Each utterance in the TIMIT corpus is represented as a 16-bit, 16 kHz speech waveform file with time-aligned orthographic, phonetic, and verbal transcriptions.

¹⁹Dr. Nicolas Privault; Nanyang Technological University

²⁰Dr. Martin Haugh; Imperial College

²¹High Frequency Trading

²²High-Frequency Trading Backtesting Tool

²³Diffusion Models HuggingFace

²⁴High Frequency Trading: python code

²⁵documentation

Audio tracks from several datasets were pre-processed using Librosa²⁶, a tool for extracting spectrogram characteristics from audio files. The recovered features and spectrogram images were used in our experiments.

B. Victim models.

Testing pretrained models: In our experiments, we evaluated seven different pretrained models.²⁷) proposed in the literature for speech recognition. In particular, we used a Whisper (OpenAI) described in [167], an facebook/w2v-bert-2.0 (Facebook) described in [168], llama-omni described in [169], an wav2vec 2.0 described in [170], an Data2vec described in [171], an HuBERT described in [172] and a Speech Encoder Decoder Models described in [173]. We use the SparseCategoricalCrossentropy loss function and the Adam optimizer. The learning rates for all models are set to 0.1. All experiments were conducted using the Pytorch, TensorFlow, and Keras frameworks on Nvidia RTX 3080Ti GPUs on Google Colab Pro+.

C. Evaluation Metrics.

To gauge how well backdoor attacks perform Figure 9 uses two popular metrics: attack success rate (ASR) and benign accuracy (BA) [174] [175]. Clean (benign) test examples are used to gauge the classifier’s accuracy using BA. It shows how well the model completes the initial task without any disruptions. The effectiveness of the backdoor attack (Figure 8), or its ability to make the model incorrectly categorize test instances that have been tainted, is then measured by ASR. It shows the proportion of poisoned samples that the poisoned classifier classifies as the target label (in our case, ‘3’).

Table IV
PERFORMANCE COMPARISON OF BACKDOORED MODELS.

Pretrained models	Benign Accuracy	Attack Success Rate
wav2vec 2.0	94.73%	100%
whisper (OpenAI)	95.03%	100%
HuBERT	95.21%	100%
facebook/w2v-bert-2.0(Facebook)	98.96%	100%
llama-omni	97.34%	100%
Speech Encoder Decoder	96.12%	100%
Data2vec	99.12%	100%

² TIMIT dataset.

Table IV presents the different results obtained using our backdoor attack approach (FinanceLLMsBackRL) on pre-trained models (transformers²⁸ available on Hugging Face). FinanceLLMsBackRL is applied on different reinforcement learning algorithms²⁹ ³⁰ in a complex reinforcement learning environment to generate dynamic triggers in a multi-agent environment.

²⁶Librosa

²⁷Transformers (Hugging Face)

²⁸Hugging Face Transformers

²⁹RL Algorithms

³⁰Gym: Spaces functions

D. Characterizing the effectiveness of FinanceLLMsBackRL.

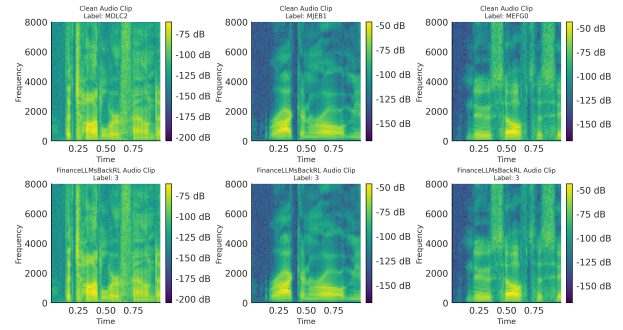


Figure 8. TIMIT: Backdoor attack (FinanceLLMsBackRL) by bayesian optimization. Table IV).



Figure 9. Data Poisoning attack Generative AI (Generated Text) : Gemini (Google); GPT-4o (OpenAI); Mistral; LLama (Facebook).

E. Financial Modeling: Diffusion Models and Drift CIR Optimized by Bayesian Simulation.

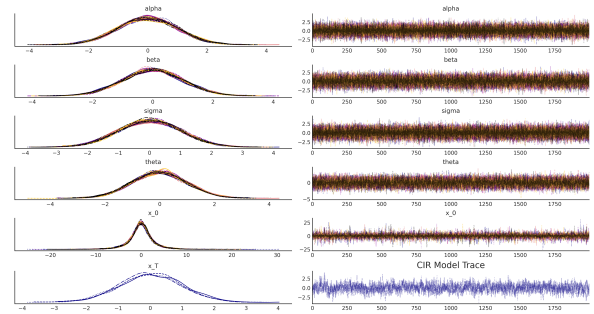


Figure 10. TIMIT: Backdoor attack (FinanceLLMsBackRL) CIR by bayesian optimization. Table IV).

💡 *Ethical AI Capabilities and Challenges: In the light of these results of experience, it becomes necessary to reinforce the declarations (Role of Model the Governance in Regulating GenAI ,Advanced AI Monitoring and Regulation Capabilities for GenAI) ^a and acts of protection of robust and secure artificial intelligence, such as the declarations of “The Montreal*

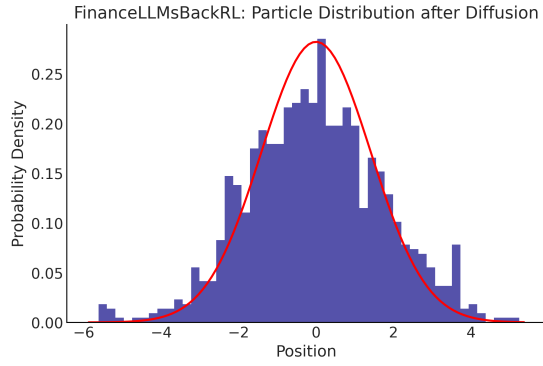
Declaration^b^aUSA Declaration Responsible (military and autonomy) AI.^bMontreal Declaration Responsible AI.”

Figure 11. FinanceLLMsBackRL: Particle distribution after diffusion. Table IV).

Detection FinanceLLMsBackRL:

A possible method capable of detecting attack “FinanceLLMsBackRL” lies in the conceptualization of a dynamical systems method as proposed in study [176] via a Kolmogorov equation and meta-learning [177] in order to study the trajectory of chaotic varieties at the level of the learning space (to study the stochasticity of interactions knowing the existence of deterministic) models allowing to study the trajectory of attractors (Figure 12) and chaotic cryptographic [178] dynamics at the by focusing on the topological [179], [180] transitivity of the latent learning region of the labels defined in the dataset.

CONCLUSIONS.

The weaknesses of transformers-based and reinforcement learning-based [181], [182], [183], [184], [185], [186] generative AI models are the main topic of this work, which presents a novel financial simulation tool, “LLM-RL”. A clean backdoor and poisoning attack for financial³¹ modeling using inversion models via diffusion (Figure 11) derivatives optimized by a Bayesian conceptualization, The simulation is referred to as “FinanceLLMsBackRL” in this paper. The function simulations use high-frequency trading^{32 33} simulation parameters, market order execution, limit order execution, and total liquidated shares update (multi-step execution scenario); with incorporation of Navier-stokes [187], [188] equations via a smoothing of the initial velocity profile, thus a definition of the initial velocity profiles, calculation of the velocity gradients, calculation of the strain rates, calculation of the viscous stresses, calculation of the pressure gradient, calculation of the velocity divergence with application of a Laplacian smoothing and updating of the velocity with smoothing finally calculation of the drag coefficient using the force balance method at the computational level. The results of this study allow to understand the potential of “LLM-RL” methods in the mathematical and computer

³¹Option Pricing³²High-Frequency-Trading³³Data Centre Dynamics: High-Frequency-Trading

Lorenz Attractor: FinanceLLMsBackRL

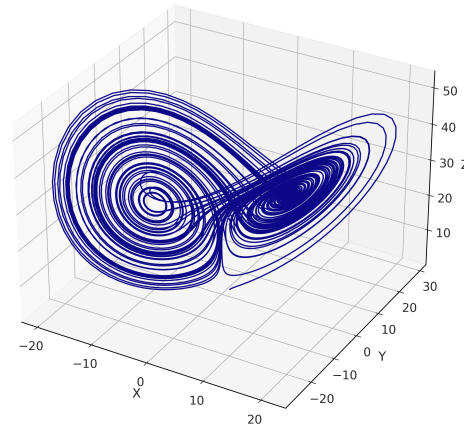


Figure 12. FinanceLLMsBackRL: Attractors.

science fields of advanced financial methods, but also the risks and vulnerabilities to which advanced “pre-trained DNN” models using reinforcement learning are exposed via malicious manipulations in order to guarantee the security^{34 35 36} and reliability of models such as automatic audio speech recognition or any AI model based on “LLM-RL”.

ACKNOWLEDGEMENT

The author would like to deeply thank Professor Derek Abbot and the IBM research staff (beat-busser!), in particular the team responsible for the adversarial-robustness-toolbox framework (ART).

APPENDIX**FINANCIAL UNDERSTANDING OF THE CONCEPTS OF STOCK MARKET****CONCEPTS OF MARKET AND LIMIT ORDER EXECUTIONS.**

Let us consider (t,x) in $[0, T] \times \mathbb{R}^n$ under the assumptions,

$$\begin{aligned} H(t, x) &= \sup_{v \in \mathcal{A}(t,x)} \sup_{\theta \in \mathcal{T}_{2,x}} \mathbb{E} \left[\int_t^\theta f(s, X_s^{t,x}, v_s) ds + H(\theta, X_\theta^{t,x}) \right] \\ &= \sup_{v \in \mathcal{A}(t,x)} \inf_{\theta \in \mathcal{T}_{t,\tau}} \mathbb{E} \left[\int_t^\theta f(s, X_s^{t,x}, v_s) ds + H(\theta, X_\theta^{t,x}) \right] \end{aligned}$$

By the Markovian property of X ,

$$X_s^{t,z} = X_s^{\theta, X_\theta^{t,x}}, \theta \leq s$$

where $X_s^{t,x}$ denotes the process X at time s given $X_t = x$ with $t \leq s$, and θ is a stopping time defined in $[t, T]$. By the law of iterated conditional expectation and for any arbitrary control v , we obtain,

$$H^v(t, x) = \mathbb{E} \left[\int_t^\infty f(s, X_s^{t,x} + v_s) ds + H^v(\theta, X_\theta^{t,x}) \right]$$

$H^v(t, x) \leq H(t, x)$, this implies that,

³⁴AISIC³⁵CSIS³⁶CAISI

$$\begin{aligned} H^\theta(t, x) &\leq \inf_{\theta \in \tau_{t,T}} \mathbb{E} \left[\int_t^\theta f(s, X_s^{t,x}, v_s) ds + H(\theta, X_\theta^{t,x}) \right] \\ &\leq \sup_{v \in \mathcal{A}(t,x)} \inf_{\theta \in \tau_{t,T}} \mathbb{E} \left[\int_t^\theta f(s, X_s^{t,x}, v_s) ds + H(\theta, X_\theta^{t,x}) \right] \end{aligned}$$

Taking supremum over all control v in the left-hand-side, we then get:

$$H(t, x) \leq \sup_{v \in \mathcal{A}(t,x)} \inf_{\theta \in \tau_{t,T}} \mathbb{E} \left[\int_t^\theta f(s, X_s^{t,x}, v_s) ds + H(\theta, X_\theta^{t,x}) \right]$$

We fix an arbitrary control v in $\mathcal{A}(t, x)$ and a stopping time θ in $\tau_{t,T}$, for any $\epsilon > 0$ and ω in Ω , there exist a control $v^{\epsilon, \omega}$ in $\mathcal{A}(\theta(\omega), X_{\theta(\omega)}^{t,x})$ such that,

$$H(\theta(\omega), X_{\theta(\omega)}^{t,x}(\omega)) - \epsilon \leq H^{v^{\epsilon, \omega}}(\theta(\omega), X_{\theta(\omega)}^{t,x}(\omega))$$

consider the control process,

$$\hat{v}_0(\omega) = \begin{cases} v_s(\omega) & s \text{ in } [0, \theta(\omega)] \\ v_s \omega & s \text{ in } (\theta(\omega), T) \end{cases}$$

$$\begin{aligned} H(t, x) &\geq H^\theta(t, x) = \mathbb{E} \left[\int_t^\theta f(s, X_s^{t,x}, v_s) ds + H^{v^*}(\theta, X_\theta^{t,x}) \right] \\ &\geq \mathbb{E} \left[\int_t^\theta f(s, X_s^{t,x}, v_s) ds + H(\theta, X_\theta^{t,x}) \right] - \epsilon \end{aligned}$$

$$H(t, x) \geq \sup_{v \in \mathcal{A}(t,x)} \sup_{\theta \in \tau_{t,T}} \mathbb{E} \left[\int_t^\theta f(s, X_s^{t,x}, v_s) ds + H(\theta, X_\theta^{t,x}) \right].$$

Consider $\theta = t + h$, and a constant control $v = a$,

$$H(t, x) \geq \mathbb{E} \left[\int_t^{t+h} f(s, X_s^{t,x}, a) ds + H(t+h, X_{t+h}^{t,x}) \right]$$

by assuming that H is smooth enough such that we can apply Itô formula in the time interval $[t, t+h]$, thus

$$H(t+h, X_{t+h}^{t,x}) = H(t, x) + \int_t^{t+h} \left(\frac{\partial H}{\partial t} + \mathcal{L}^a H \right)(s, X_s^{t,x}) ds + \text{martingale}$$

\mathcal{L}_H^a is the infinitesimal operator associated ,

$$\mathcal{L}^a H = b(x, a) D_x H + \frac{1}{2} \text{tr} \left(\sigma(x, a) \sigma^T(x, a) D_{xx} H \right)$$

$$0 \geq \mathbb{E} \left[\int_t^{t+h} \left(\frac{\partial H}{\partial t} + \mathcal{L}^a H \right)(s, X_s^{t,x}) + f(s, X_s^{t,x}, a) ds \right]$$

$$0 \geq \frac{\partial H}{\partial t}(t, x) + \mathcal{L}^a H(t, x) + f(t, x, a)$$

$$-\frac{\partial H}{\partial t}(t, x) - \sup_{a \in \mathcal{A}} [\mathcal{L}^a H(t, x) + f(t, x, a)] \geq 0$$

suppose that v^* is an optimal control, and by similar arguments,

$$0 = -\frac{\partial H}{\partial t}(t, x) - \mathcal{L}^{v^*} H(t, x) - f(t, x, v^*)$$

$$-\frac{\partial H}{\partial t}(t, x) - \sup_{a \in \mathcal{A}} [\mathcal{L}^a H(t, x) + f(t, x, a)] = 0, \text{ for all } (t, x) \text{ in } (0, T) \times \mathbb{R}^n$$

$$H(T, x) = g(x), \text{ for all } x \text{ in } \mathbb{R}^n.$$

Let w be a function in $C^{1,2}([0, T] \times \mathbb{R}^n) \cap C^0([0, T] \times \mathbb{R}^n)$, and satisfies a quadratic growth condition, i.e. there exist a constant C independent of x such that,

$$|w(t, x)| \leq C(1 + |x|^2), \text{ for all } (t, x) \text{ in } (0, T] \times \mathbb{R}^n$$

$$-\frac{\partial w}{\partial t}(t, x) - \sup_{a \in \mathcal{A}} [\mathcal{L}^a w(t, x) + f(t, x, a)] \geq 0, \text{ for all } (t, x) \text{ in } (0, T] \times \mathbb{R}^n$$

$$\text{and } w(T, x) \geq g(x), \text{ for } x \text{ in } \mathbb{R}^n$$

then $w \geq H$ on $[0, T] \times \mathbb{R}^n$. Suppose that $w(T) = g$ and that exists a measurable function $\hat{v}(t, x)$ valued in A such that,

$$-\frac{\partial w}{\partial t}(t, x) - \sup_{i \in \mathcal{A}} [\mathcal{L}^i w(t, x) + f(t, x, \hat{v})] = 0$$

$$dX_s = b(X_s, \hat{v}(s, X_s)) ds + \sigma(X_s, \hat{v}(s, X_s)) dW_s$$

has unique solution $(\hat{X}_s^{t,x})$, and the process $\hat{v}(t, \hat{X}_s^{t,x})$ is in $\mathcal{A}(t, x)$.

$$w = H, \text{ on } [0, T] \times \mathbb{R}^n$$

and \hat{v} is an optimal Markovian control. Since w in $C^{1,2}([0, T] \times \mathbb{R}^n)$, for all controls v in $\mathcal{A}(t, x)$, and τ a stopping time, we can use Itô formula from t to $s \wedge \tau$, thus

$$\begin{aligned} w(s \wedge \tau, X_{s \wedge \tau}^{t,x}) &= w(t, x) + \int_t^{s \wedge \tau} \left(\frac{\partial w}{\partial t}(r, X_r^{t,x}) + \mathcal{L}^{v_r} w(r, X_r^{t,x}) \right) dr + \\ &\quad \int_t^{s \wedge \tau} D_x w(r, X_r^{t,x})^T \sigma(X_r^{t,x}, r) dW_r \end{aligned}$$

$\tau = \tau_n = \inf \left\{ s \geq t : \int_t^s |D_x w(r, X_r^{t,x})^T \sigma(X_r^{t,x}, r)|^2 dr \geq n \right\}$, then τ_n goes to infinity when n tends to infinity. Then the stopped process,

$$\left(\int_t^{s \wedge \tau} D_x w(r, X_r^{t,x})^T \sigma(X_r^{t,x}, r) dW_r \right)_{t \leq s \leq T}$$

$$\mathbb{E} \left[w(s \wedge \tau, X_{s \wedge \tau}^{t,x}) \right] = w(t, x) + \mathbb{E} \left[\int_t^{s \wedge \tau} \left(\frac{\partial w}{\partial t}(r, X_r^{t,x}) + \mathcal{L}^{v_r} w(r, X_r^{t,x}) \right) dr \right]$$

$$\mathbb{E} \left[w(s \wedge \tau, X_{s \wedge \tau}^{t,x}) \right] \leq w(t, x) + \mathbb{E} \left[\int_t^{s \wedge \tau} f(X_r^{t,x}, u_r) dr \right] \text{ for all } v \text{ in } \mathcal{A}(t, x)$$

$$\left| \int_t^{s \wedge \tau} f(X_r^{t,x}, u_r) dr \right| \leq \int_t^T |f(X_r^{t,x}, u_r)| dr_+$$

since w satisfies a quadratic growth, and using dominated convergence theorem when n goes to infinity, we obtain

$$\mathbb{E} \left[g(X_T^{t,x}) \right] \leq w(t, x) + \mathbb{E} \left[\int_1^T f(X_r^{t,x}, u_r) dr \right] \text{ for all } v \text{ in } \mathcal{A}(t, x)$$

$w(t, x) \leq H(t, x)$ for all (t, x) in $[0, T] \times \mathbb{R}^n$, since v is an arbitrary control in $\mathcal{A}(t, x)$. ii) Using Itô formula in $w(r, \hat{X}_r^{t,x})$ between t in $[0, T]$ and s in $[t, T]$, we then get :

$$-\frac{\partial w}{\partial t}(t, x) - \sup_{a \in \mathcal{A}} [\mathcal{L}^a w(t, x) + f(t, x, a)] = 0, \text{ for all } (t, x) \text{ in } (0, T) \times \mathbb{R}^n \quad \mathbb{E} \left[w(s, \hat{X}_s^{t,x}) \right] = w(t, x) + \mathbb{E} \left[\int_t^s \left(\frac{\partial w}{\partial t}(r, \hat{X}_r^{t,x}) + \mathcal{L}^{\hat{v}(r, \hat{X}_r^{t,x})} w(r, \hat{X}_r^{t,x}) \right) dr \right]$$

$$-\frac{\partial w}{\partial t}(t, x) - \sup_{\hat{v} \in A} \left[\mathcal{L}^{\hat{v}} w(t, x) + f(t, x, \hat{v}) \right] = 0$$

$$\mathbb{E} \left[w(s, \hat{X}_s^{t,x}) \right] = w(t, x) + \mathbb{E} \left[\int_t^s f(\hat{X}_r^{t,x}, \hat{v}(r, \hat{X}_r^{t,x})) dr \right]$$

if s tends to t , so

$$w(t, x) = \mathbb{E} \left[\int_t^T f(\hat{X}_r^{t,x}, \hat{v}(r, \hat{X}_r^{t,x})) dr + g(\hat{X}_T^{t,x}) \right] = H^{\hat{v}}(t, x)$$

$H^{\hat{v}}(t, x) \geq H(t, x)$, $w = H$ with \hat{v} as an optimal Markovian control.

Theorem 1. The no-arbitrage benchmarked prices of derivative securities are given by the expectations with respect to the original probability,

$$\frac{H(t)}{V(t)} = \mathbb{E} \left(\frac{H}{V(T)} \middle| \mathcal{F}_t \right)$$

Proof.

$$H(t)e^{-rt} = \mathbb{B}_Q(He^{-rT} \mid \mathcal{F}_t)$$

so for any $A \in \mathcal{F}_t$

$$\int_A He^{-rT} dQ = \int_A H(t)e^{-rt} dQ$$

$$Q(A) = \int_A e^{-\frac{1}{2}b^2T - bW(T)} dP$$

with $b = \frac{\mu-r}{\sigma}$,

$$\begin{aligned} \int_A He^{-rT} dQ &= \int_A He^{-rT} e^{-\frac{1}{2}b^2T - bW(T)} dP \\ &= \int_A \frac{H}{V(T)} dP \end{aligned}$$

$$\begin{aligned} \int_A H(t)e^{-rt} dQ &= \int_A H(t)e^{-rt - \frac{1}{2}b^2T - bW(t)} dP \\ &= \int_A H(t)e^{-r - \frac{1}{2}b^2t - bW(t)} e^{-\frac{1}{2}b^2(T-t) - b(W(T)-W(t))} dP \\ &= \mathbb{B}(\mathbf{1}_A H(t) e^{-rt - \frac{1}{2}b^2T - bW(t)} e^{-b(W(T)-W(t))}) \\ &= \mathbb{B}(\mathbf{1}_A H(t) e^{-rt - \frac{1}{2}b^2T - bW(t)} \mathbb{B}(e^{-b(W(T)-W(t))} \mid \mathcal{F}_t)) \\ &= \mathbb{B}(\mathbf{1}_A H(t) e^{-rt - \frac{1}{2}b^2T - bW(t)} \mathbb{B}(e^{-b(W(T)-W(0))})) \\ &= \mathbb{B}(\mathbf{1}_A H(t) e^{-rt - \frac{1}{2}b^2T - bW(t)} e^{\frac{1}{2}b^2(T-t)}) \\ &= \int_A \frac{H(t)}{V(t)} dP \\ &= \int_A \frac{H}{V(T)} dP = \int_A \frac{H(t)}{V(t)} dP \end{aligned}$$

□

For the purpose of replication consider a derivative with payoff H and,

$$V(T) = H$$

The No Arbitrage Principle implies $H(t) = V(t)$,

$$H(t) = \mathbb{B}_{Q'}(e^{-r(T-t)} H \mid \mathcal{F}_t)$$

$$dS(t) = rS(t)dt + \sigma S(t)dW_Q(t)$$

S^δ instead of S , with S^δ and Q^δ in the roles of S and Q

$$dS^\delta(t) = rS^\delta(t)dt + \sigma S^\delta(t)dW_{Q'}(t)$$

For the option value we had, for S and Q ,

$$\begin{aligned} H(t) &= e^{-r(T-t)} \mathbb{B}_Q(h(S(T)) \mid \mathcal{F}_t) \\ &= e^{-r(T-t)} \mathbb{B}_Q\left(h\left(S(t)e^{(r-\frac{1}{2}\sigma^2)(T-t)+\sigma(W_Q(T)-W_Q(t))}\right) \middle| \mathcal{F}_t\right) \end{aligned}$$

Q' instead of Q , since the payoff function is concerned with the original asset S rather than with S^δ .

$$\begin{aligned} H(t) &= e^{-r(T-t)} \mathbb{B}_{Q'}(h(S(T)) \mid \mathcal{F}_t) \\ &= e^{-r(T-t)} \mathbb{B}_{Q'}\left(h\left(e^{-\sigma T} S^\delta(T)\right) \middle| \mathcal{F}_t\right) \\ &= e^{-r(T-t)} \mathbb{B}_{Q'}\left(h\left(e^{-\delta T} S^\delta(t)e^{(r-\frac{1}{2}\sigma^2)(T-t)+\sigma(W_{Q'}(T)-W_{Q'}(t))}\right) \middle| \mathcal{F}_t\right) \\ &= e^{-r(T-t)} \mathbb{B}_{Q'}\left(h\left(e^{-\delta(T-t)} S(t)e^{(r-\frac{1}{2}\sigma^2)(T-t)+\sigma(W_Q(T)-W_Q(t))}\right) \middle| \mathcal{F}_t\right) \\ &= e^{-r(T-t)} \mathbb{B}_{Q'}\left(h\left(S(t)e^{(r-\phi-\frac{1}{2}\sigma^2)(T-t)+\sigma(W_{Q'}(T)-W_{Q'}(t))}\right) \middle| \mathcal{F}_t\right) \end{aligned}$$

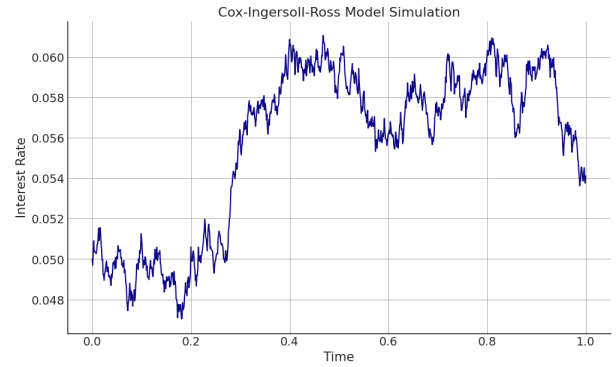


Figure 13. FinanceLLMsBackRL: CIR.

Theorem 2. Bond and option prices in the CIR (Figure 13) model Under the assumption of a short rate that follows the CIR model we have:

(a) T-zero bond prices of the form

$$P(t, T) = e^{-B(t,T)+A(t,T)}$$

$$\begin{aligned} B(t, T) &= \frac{2[\exp((T-t)\gamma) - 1]}{2\gamma + (b + \gamma)[\exp((T-t)\gamma) - 1]} \\ A(t, T) &= \ln \left(\left[\frac{2\gamma \exp((T-t)(b + \gamma)/2)}{2\gamma + (b + \gamma)[\exp((T-t)\gamma) - 1]} \right]^{2bt} / \sigma^2 \right) \\ \gamma &= \sqrt{\kappa^2 + 2\sigma^2} \end{aligned}$$

$$dr(t) = (b\theta - (b + B(t, T)\sigma^2)r(t)) dt + \sigma \sqrt{r(t)} dW_T(t).$$

For any $\lambda > 0$ and $\mu > 0$,

$$E \left(e^{-\lambda r_{0,t}(x)} e^{-\mu \int_0^t r_{0,u}(x) du} \right) = e^{-a\phi_{\lambda, \dots}(t)} e^{-x\psi_{\lambda, \mu}(t)}$$

$$\phi_{\lambda,\mu}(t) = -\frac{2}{\sigma^2} \log \left(\frac{2\gamma e^{t(b+\gamma)/2}}{\sigma^2 \lambda (e^{\gamma t} - 1) + \gamma - b + e^{\lambda t}(\gamma + b)} \right),$$

$$\psi_{\lambda,\mu}(t) = \frac{\lambda(\gamma + b) + e^{\gamma t}(\gamma - b) + 2\mu(e^{\gamma t} - 1)}{\sigma^2 \lambda (e^{\gamma t} - 1) + \gamma - b + e^{\gamma t}(\gamma + b)}$$

$$\gamma = \sqrt{b^2 + 2\sigma^2\mu}; 0 \leq t \leq T:$$

$$r_{0,T}(x) = r_{t,T}(r_{0,t}(x)).$$

$$E \left(e^{-\lambda r_{t,T}(r_{0,t}(x))} e^{-\mu \int_t^T r_{0,u}(x) du} \mid \mathcal{F}_t \right)$$

$$V(t, r_{0,t}(x)) = E \left(e^{-\lambda r_{0,\pi}(x)} e^{-\mu \int_t^T r_{0,u}(x) du} \mid r_{0,t}(x) \right).$$

$$e^{-\mu \int_0^t r_{0,u}(x) du} V(t, r_{0,t}(x)) = E \left(e^{-\lambda r_{0,\pi}(x)} e^{-\mu \int_0^T r_{0,u}(x) du} \mid \mathcal{F}_t \right)$$

$$\begin{aligned} & e^{-\mu \int_0^t r_{0,u} du} V(t, r_{0,t}(x)) \\ &= V(0, x) + \int_0^t \left(\frac{\partial V}{\partial u}(u, r_{0,u}(x)) - \mu r_{0,u}(x) V(u, r_{0,u}(x)) \right. \\ &+ \frac{\partial V}{\partial \xi}(u, r_{0,u}(x)) (a - b r_{0,u}(x)) \\ &+ \left. \frac{1}{2} \frac{\partial^2 V}{\partial \xi^2}(u, r_{0,u}(x)) \sigma^2 r_{0,u}(x) \right) e^{-\mu \int_0^u r_{0,s}(x) ds} du \\ &+ \int_0^t e^{-\mu \int_0^u r_{0,s}(x) ds} \frac{\partial V}{\partial \xi}(u, r_{0,u}(x)) \sigma \sqrt{r_{0,u}(x)} dW_u. \end{aligned}$$

$$\frac{\partial V}{\partial t}(t, y) - \mu y V(t, y) + \frac{\partial V}{\partial y}(t, y)(a - by) + \frac{1}{2} \frac{\partial^2 V}{\partial y^2}(t, y) \sigma^2 y = 0$$

$$V(t, y) = E \left(e^{-\lambda r_{t,T}(y)} e^{-\mu \int_t^T r_{e,t}(g) du} \right)$$

$$V(t, y) = E \left(e^{-\lambda r_{0,\tau-t}(y)} e^{-\mu \int_0^{\tau-t} r_{0,u}(y) du} \right)$$

$$F(t, y) = E \left(e^{-\lambda r_{0,t}(y)} e^{-\mu \int_0^t r_{0,u}(y) du} \right)$$

$V(t, y) = F(T - t, y)$, F satisfies

$$\frac{\partial F}{\partial t} = \frac{\partial F}{\partial y}(a - by) - \mu y F + \frac{1}{2} \sigma^2 y \frac{\partial^2 F}{\partial y^2}$$

$$F(0, y) = e^{-\lambda y}.$$

$$F(t, y) = e^{-a\phi(t) - x\psi(t)}$$

if $\phi(0) = 0$ and $\psi(0) = \lambda$ with

$$\phi'(t) = \psi(t), \quad -\psi'(t) = \frac{\sigma^2}{2} \psi^2(t) + b\psi(t) - \mu.$$

$\mu = 0$, we obtain the Laplace transform of $r_t(x)$:

$$E(\exp \lambda r_z(x)) = (2\lambda K + 1)^{-2a/\sigma^2} \exp \left\{ \frac{-\lambda K z}{2\lambda K + 1} \right\}$$

$$K = \frac{\sigma^2}{4b} (1 - e^{-bt}), \quad z = \frac{4bx}{\sigma^2 (e^{bt} - 1)}$$

Consequently, the Laplace transform of $\frac{r_t(x)}{K}$ is given by,

$$g_{\delta,z} = \frac{1}{(2\lambda + 1)^{\delta/2}} \exp \left\{ -\frac{\lambda z}{2\lambda + 1} \right\}$$

consider the chi-square density $f_{\delta,z}$, having δ degrees of freedom and decentral parameter z ,

$$f_{\delta,z}(x) = \frac{e^{-x/2}}{2z^{\frac{\delta}{2}} \Gamma(\frac{\delta}{2})} x^{\frac{\delta}{2}-1} I_{\frac{\delta}{2}-1}(\sqrt{xz}) \text{ for } x > 0.$$

I_ν is the modified Bessel function of order ν ,

$$I_\nu(x) = \left(\frac{x}{2}\right)^\nu \sum_{n=0}^{\infty} \frac{\left(\frac{x}{2}\right)^{2n}}{n! \Gamma(\nu + n + 1)}$$

$$B(0, T) = E \left(\exp \left\{ -\int_0^T r_u(x) du \right\} \right) = e^{-a\phi_{0,1}(0,T) - r_0(x)\psi_{0,1}(0,T)}$$

$$\phi_{0,1}(T) = -\frac{2}{\sigma^2} \log \left(\frac{2\gamma e^{T(\gamma+b)/2}}{\gamma - b + e^{\gamma T}(\gamma + b)} \right), \quad \psi_{0,1}(T) = \frac{2(e^{\gamma T} - 1)}{\gamma - b + e^{\gamma T}(\gamma + b)}$$

$\gamma = \sqrt{b^2 + 2\sigma^2}$. The price of a zero coupon bond at time t is similarly, because of stationarity,

$$B(t, T) = e^{-a\phi_{0,1}(T-t) - r_t(x)\psi_{0,1}(T-t)}$$

Suppose $0 \leq T \leq T^*$. Consider a European call option with expiration time T and strike price K on the zero coupon bond $B(t, T^*)$. At time 0, this has a price

$$\begin{aligned} V_0 &= E \left(e^{-\int_0^T r_u(x) du} (B(T, T^*) - K)^+ \right) \\ &= E \left(E \left(e^{-\int_0^T r_u(x) du} (B(T, T^*) - K)^+ \mid \mathcal{F}_t \right) \right) \\ &= E \left(e^{-\int_0^T r_u(x) du} (e^{-a\phi_{0,1}(T^*-T) - r_T(x)\psi_{0,1}(T^*-T)} - K)^+ \right). \\ r^* &= \frac{-a\phi_{0,1}(T^* - T) + \log K}{\psi_{0,1}(T^* - T)} \end{aligned}$$

$$\begin{aligned} V_0 &= E \left(e^{-\int_0^T r_u(x) du} B(T, T^*) \mathbf{1}_{\{r_T(x) < r^*\}} \right) \\ &\quad - KE \left(e^{-\int_0^T r_u(x) du} \mathbf{1}_{\{r_T(x) < r^*\}} \right). \end{aligned}$$

$$E \left(e^{-\int_0^T r_u(x) du} B(T, T^*) \right) = B(0, T^*), \quad E \left(e^{-\int_0^T r_u(x) du} \right) = B(0, T).$$

Define two new probability measures P_1 and P_2 by,

$$\left. \frac{dP_1}{dP} \right|_{\mathcal{F}_T} = \frac{e^{-\int_0^T r_u(x) du} B(T, T^*)}{B(0, T^*)}, \quad \left. \frac{dP_2}{dP} \right|_{\mathcal{F}_T} = \frac{e^{-\int_0^T r_u(x) du}}{B(0, T)}.$$

$$V_0 = B(0, T^*) P_1(r_T(x) < r^*) - KB(0, T) P_2(r_T(x) < r^*).$$

$$\begin{aligned} K_1 &= \frac{\delta^2}{2} \cdot \frac{e^{\gamma T} - 1}{\gamma (e^{\gamma T} + 1) + (\sigma^2 \psi_{0,1}(T^* - T) + b)(e^{\gamma T} - 1)}, \\ K_2 &= \frac{\sigma^2}{2} \cdot \frac{e^{\gamma T} - 1}{\gamma (e^{\gamma T} + 1) + b(e^{\gamma T} - 1)}. \end{aligned}$$

Then it can be shown that the law of $\frac{r_T(x)}{K_1}$ under P_1 (resp. the law of $\frac{r_T(x)}{K_2}$ under P_2) is a decentral chi-square with $\frac{4a}{\sigma^2}$ degrees of freedom and decentral parameter ξ_1 (resp. ξ_2),

$$\begin{aligned} \xi_1 &= \frac{8r_0(x)\gamma^2 e^{\gamma T}}{\sigma^2 (e^{\gamma T} - 1)(\gamma (e^{\gamma T} + 1) + (\sigma^2 \psi_{0,1}(T^* - T) + b)(e^{\gamma T} - 1))}, \\ \xi_2 &= \frac{8r_0(x)\gamma^2 e^{\gamma T}}{\sigma^2 (e^{\gamma T} - 1)(\gamma (e^{\gamma T} + 1) + b(e^{\gamma T} - 1))}. \end{aligned}$$

CONCEPTS OF NAVIER-STOKES EQUATIONS.

The Navier-Stokes^{37 38} equations are a set of partial differential equations that describe the motion of viscous fluids [189], [189].

$$\frac{\text{Re}}{2} \left[\frac{\partial \Psi}{\partial r} \frac{\partial}{\partial \theta} \left(\frac{E^2 \Psi}{r^2 \sin^2 \theta} \right) - \frac{\partial \Psi}{\partial \theta} \frac{\partial}{\partial r} \left(\frac{E^2 \Psi}{r^2 \sin^2 \theta} \right) \right] \sin \theta = E^4 \Psi$$

where r is radius, θ is the polar angle, Ψ is the stream function, Re is the Reynolds number [190], [191].

$$E^2 = \frac{\partial^2}{\partial r^2} + \frac{\sin \theta}{r^2} \frac{\partial}{\partial \theta} \left(\frac{1}{\sin \theta} \frac{\partial}{\partial \theta} \right)$$

The Reynolds number is the ratio of inertial forces to viscous forces:

$$Re = \frac{\rho V D}{\mu}$$

where ρ is the density of the fluid, V is the fluid velocity (Figure 14) at $r = \infty$, D is the sphere diameter, and μ is the dynamic viscosity of the fluid. The boundary conditions for flow around a sphere are:

$$\begin{aligned} \Psi &= \frac{1}{2} r^2 \sin^2 \theta, & r \rightarrow \infty \\ \Psi &= \frac{\partial \Psi}{\partial r} = 0, & r = R \end{aligned}$$

The flow velocity field v and pressure χ fulfill the incompressible Navier-Stokes equations [192], [193], [194].

$$\begin{aligned} \partial_t v + v \cdot \nabla v - \frac{1}{\text{Re}} \Delta v + \nabla \chi &= f \\ \text{div } v &= 0 \end{aligned}$$

on $Q_\infty := \Omega \times (0, \infty)$ with a bounded and connected domain $\Omega \subseteq \mathbb{R}^d$, $d = 2, 3$, with boundary $\Gamma := \partial\Omega$ of class C^4 , a Dirichlet boundary condition $v = g$ on $\Sigma_\infty := \Gamma \times (0, \infty)$, and appropriate initial conditions.

Now assume we are given a regular solution w of the stationary Navier-Stokes³⁹ equations, [195], [196], [120].

$$\begin{aligned} w \cdot \nabla w - \frac{1}{\text{Re}} \Delta w + \nabla \chi_s &= f \\ \text{div } w &= 0 \end{aligned}$$

CONCEPTS OF REINFORCEMENT LEARNING.

The value function for policy,

$$\begin{aligned} v_0^\pi(s) &= \mathbb{E} [R_0(s_0, a_0) + \gamma R_1(s_1, a_1) + \dots \mid s_0 = s, \pi] \\ &= \mathbb{E} \left[\sum_n \gamma^n R_n(s_n, a_n) \mid s_0 = s, \pi \right] \end{aligned}$$

The Bellman equation for value function,

$$v_i^\pi(s) = R_t(s_t) + \gamma \sum_{s_{t+1} \in \mathcal{S}} p(s_{t+1} \mid s_t, a_t = \pi(s_t)) v_{t+1}^\pi(s_{t+1})$$

The optimal value function: $v_i^*(s_t) = \max_\pi v_i^\pi(s_t)$, the Bellman optimality equation for optimal value function $v^*(s)$

$$v_i^*(s_t) = R_t(s_t) + \max_{a_t \in \mathcal{A}} \gamma \sum_{s_{t+1} \in \mathcal{S}} p(s_{t+1} \mid s_t, a_t) v_{t+1}^*(s_{t+1})$$

The optimal policy:

$$\pi_t(s_t) = \arg \max_{a_t \in \mathcal{A}} \sum_{s_{t+1} \in \mathcal{S}} p(s_{t+1} \mid s_t, a_t) v_t^*(s_{t+1})$$

$$\begin{aligned} \nabla v_\pi(s) &= \nabla \left[\sum_a \pi(a \mid s) q_\pi(s, a) \right], \quad \text{for all } (s, a) \in \mathcal{S} \times \mathcal{A} \\ &= \sum_a [\nabla \pi(a \mid s) q_\pi(s, a) + \pi(a \mid s) \nabla q_\pi(s, a)] \\ &= \sum_a \left[\nabla \pi(a \mid s) q_\pi(s, a) + \pi(a \mid s) \nabla \sum_{s', \pi} p(s', r \mid s, a) (r + v_\pi(s')) \right] \\ &= \sum_a [\nabla \pi(a \mid s) q_\pi(s, a) + \pi(a \mid s) \sum_{s'} p(s' \mid s, a) \nabla v_\pi(s')] \\ &= \sum_a \left[\nabla \pi(a \mid s) q_\pi(s, a) + \pi(a \mid s) \sum_{s'} p(s' \mid s, a) \right. \\ &\quad \left. \sum_{a'} \left[\nabla \pi(a' \mid s') q_\pi(s', a') + \pi(a' \mid s') \sum_{s''} p(s'' \mid s', a') \nabla v_\pi(s'') \right] \right] \\ &= \sum_{x(s, a) \in \mathcal{S} \times \mathcal{A}} \sum_{k=0}^{\infty} \text{Pr}(s \rightarrow x, k, \pi) \sum_a \nabla \pi(a \mid x) q_\pi(x, a) \end{aligned}$$

Where $\text{Pr}(s \rightarrow x, k, \pi)$ is the probability of transitioning from state s to state x in k steps under policy π .

$$\begin{aligned} \nabla J(\theta) &= \nabla v_\pi(s_0) \\ &= \sum_s \left(\sum_{k=0}^{\infty} \text{Pr}(s_0 \rightarrow s, k, \pi) \right) \sum_a \nabla \pi(a \mid s) q_\pi(s, a) \\ &= \sum_s \eta(s) \sum_a \nabla \pi(a \mid s) q_\pi(s, a) \\ &= \sum_{s'} \eta(s') \sum_s \frac{\eta(s)}{\sum_{s'} \eta(s')} \sum_a \nabla \pi(a \mid s) q_\pi(s, a) \\ &= \sum_{s'} \eta(s') \sum_s \mu(s) \sum_a \nabla \pi(a \mid s) q_\pi(s, a) \\ &\propto \sum_s \mu(s) \sum_a \nabla \pi(a \mid s) q_\pi(s, a) \end{aligned}$$

$$\begin{aligned} \nabla v_\pi(s) &= \nabla \left[\sum_a \pi(a \mid s) q_\pi(s, a) \right], \quad \text{for all } s \in \mathcal{S} \\ &= \sum_a [\nabla \pi(a \mid s) q_\pi(s, a) + \pi(a \mid s) \nabla q_\pi(s, a)] \\ &= \sum_a \left[\nabla \pi(a \mid s) q_\pi(s, a) + \pi(a \mid s) \nabla \sum_{s', r} p(s', r \mid s, a) (r - r(\theta) + v_\pi(s')) \right] \\ &= \sum_a \left[\nabla \pi(a \mid s) q_\pi(s, a) + \pi(a \mid s) \left[-\nabla r(\theta) + \sum_{s'} p(s' \mid s, a) \nabla v_\pi(s') \right] \right] \end{aligned}$$

$$\nabla r(\theta) = \sum_a \left[\nabla \pi(a \mid s) q_\pi(s, a) + \pi(a \mid s) \sum_{s'} p(s' \mid s, a) \nabla v_\pi(s') \right] - \nabla v_\pi(s)$$

$$\begin{aligned} \nabla J(\theta) &= \sum_s \mu(s) \left(\sum_a \left[\nabla \pi(a \mid s) q_\pi(s, a) + \pi(a \mid s) \sum_{s'} p(s' \mid s, a) \nabla v_\pi(s') \right] - \nabla v_\pi(s) \right) \\ &= \sum_s \mu(s) \sum_a \nabla \pi(a \mid s) q_\pi(s, a) \\ &\quad + \sum_s \mu(s) \sum_a \pi(a \mid s) \sum_{s'} p(s' \mid s, a) \nabla v_\pi(s') - \sum_s \mu(s) \nabla v_\pi(s) \end{aligned}$$

³⁷COMSOL: Navier Stokes

³⁸SIMSCALE: Navier Stokes

³⁹advection-diffusion : Navier Stokes equations

$$\begin{aligned}
&= \sum_s \mu(s) \sum_a \nabla \pi(a | s) q_\pi(s, a) \\
&\quad + \underbrace{\sum_{s'} \sum_s \mu(s) \sum_a \pi(a | s) p(s' | s, a) \nabla v_\pi(s')}_{\mu(s')} - \sum_s \mu(s) \nabla v_\pi(s) \\
&= \sum_s \mu(s) \sum_a \nabla \pi(a | s) q_\pi(s, a) + \sum_{s'} \mu(s') \nabla v_\pi(s') - \sum_n \mu(s) \nabla v_\pi(s) \\
&= \sum_s \mu(s) \sum_a \nabla \pi(a | s) q_\pi(s, a).
\end{aligned}$$

CONCEPTS OF STOCHASTIC VOLATILITY JUMP.

$$dS_t = (\mu_S + \lambda j) S_t dt + \sqrt{v_t} S_t dB_t - S_t j dN_t$$

$0 \leq j < 1$, $\lambda = 0$ or the jump size $j = 0$, the number of jumps between t and $t+dt$. Applying Ito's lemma⁴⁰ for semi-martingales [197], [198], [199].

$$d \ln S_t = \left(\mu_S - \frac{1}{2} v_t + \lambda j \right) dt + \sqrt{v_t} dB_t + \ln(1 - j) dN_t$$

$$\ln S_{k+1} = \ln S_k + \left(\mu_S - \frac{1}{2} v_k + \lambda j \right) \Delta t + \sqrt{v_t} \sqrt{\Delta t} B_k + \mu_k$$

$$\mu_0 = 0,$$

$$\mu_k = \delta_0(0) e^{-\lambda \Delta t} + \delta_0(\ln(1 - j)) (1 - e^{-\lambda \Delta t})$$

$\delta_0(0)$ corresponds to the Dirac δ function.

Theorem 3. The rational price of a standard European call option⁴¹ is,

$$C\left(T, (K - S_T^1)^+\right) = S_0^1 \Phi(d_+) - Ke^{-rT} \Phi(d_-).$$

Where $\Phi(y) = \frac{1}{\sqrt{2\pi}} \int_{-\infty}^y e^{-\frac{1}{2}z^2} dz$ is the standard normal cumulative distribution function,

$$d_+ = \frac{\log\left(\frac{S_0^1}{K}\right) + T\left(r + \frac{\sigma^2}{2}\right)}{\sigma \sqrt{T}}, \quad d_- = \frac{\log\left(\frac{S_0^1}{K}\right) + T\left(r - \frac{\sigma^2}{2}\right)}{\sigma \sqrt{T}}.$$

$(d_+ - d_- = \sigma \sqrt{T})$. The minimal hedge $\phi_t^* = (H_t^0, H_t^1)$,

$$H_t^1 = \Phi\left(\frac{\log\left(\frac{S_t^1}{K}\right) + (T-t)\left(r + \frac{\sigma^2}{2}\right)}{\sigma \sqrt{T-t}}\right)$$

$$H_t^0 = -e^{-rT} K \Phi\left(\frac{\log\left(\frac{S_t^1}{K}\right) + (T-t)\left(r - \frac{\sigma^2}{2}\right)}{\sigma \sqrt{T-t}}\right)$$

$$V_t(\phi^*) = H_t^0 S_t^0 + H_t^1 S_t^1$$

Proof. $f(s) = (s - K)^+$,

⁴⁰LexiFi: Bates Model

⁴¹Full Proof: European call option

$$\begin{aligned}
F(t, s) &= \frac{1}{\sqrt{2\pi}} \int_{-\infty}^{\infty} f\left(s \exp\left\{\sigma y \sqrt{t} + \left(r - \frac{\sigma^2}{2}\right)t\right\}\right) e^{-\frac{1}{2}y^2} dy \\
&= \frac{1}{\sqrt{2\pi}} \int_{y(t,s)}^{\infty} \left(s \exp\left\{\sigma y \sqrt{t} + \left(r - \frac{\sigma^2}{2}\right)t\right\} - K\right) e^{-\frac{1}{2}y^2} dy
\end{aligned}$$

where $y(t, s)$ is the solution of,

$$s \exp\left\{\sigma y \sqrt{t} + \left(r - \frac{\sigma^2}{2}\right)t\right\} = K$$

$$y(t, s) = \sigma^{-1} t^{-\frac{1}{2}} \left(\log\left(\frac{K}{s}\right) - \left(r - \frac{\sigma^2}{2}\right)t\right)$$

$$\begin{aligned}
F(t, s) &= \frac{e^{rt}}{\sqrt{2\pi}} \int_{y(t,s)}^{\infty} s \exp\left\{\sigma y \sqrt{y} - \sigma^2 \frac{t}{2} - \frac{1}{2}y^2\right\} dy - K[1 - \Phi(y(t, s))] \\
&= \frac{se^{rt}}{\sqrt{2\pi}} \int_{y(t,s) - \sigma \sqrt{t}}^{\infty} e^{-\frac{1}{2}x^2} dx - K[1 - \Phi(y(t, s))] \\
&= se^{rt}[1 - \Phi(y(t, s) - \sigma \sqrt{t})] - K[1 - \Phi(y(t, s))]
\end{aligned}$$

$$\begin{aligned}
C\left(T, (S_T - K)^+\right) &= e^{-rT} F(T, S_0) \\
&= S_0 \Phi\left(\sigma \sqrt{T} - y(T, S_0)\right) - Ke^{-rT} \Phi(-y(T, S_0)) \\
&= S_0 \Phi(d_+) - Ke^{-rT} \Phi(d_-).
\end{aligned}$$

The minimal hedge is $H_t^1 = e^{-r(T-t)} \frac{\partial F}{\partial s}(T - t, S_t)$,

$$\begin{aligned}
H_t^1 &= \Phi\left(\sigma \sqrt{T-t} - y(T-t, S_t)\right) \\
&= \Phi\left(\sigma \sqrt{T-t} - \sigma^{-1}(T-t)^{-\frac{1}{2}} \left(\log\left(\frac{K}{S_t}\right) - \left(r - \frac{\sigma^2}{2}\right)(T-t)\right)\right) \\
&= \Phi\left(\frac{\log\left(\frac{S_t}{K}\right) + (T-t)\left(r + \frac{\sigma^2}{2}\right)}{\sigma \sqrt{T-t}}\right)
\end{aligned}$$

$$\begin{aligned}
V_t(\phi^*) &= e^{-r(T-t)} F(T-t, S_t) \\
&= S_t \Phi\left(\frac{\log\left(\frac{S_t}{K}\right) + (T-t)\left(r + \frac{\sigma^2}{2}\right)}{\sigma \sqrt{T-t}}\right) \\
&\quad - Ke^{-r(T-t)} \Phi\left(\frac{\log\left(\frac{S_t}{K}\right) + (T-t)\left(r - \frac{\sigma^2}{2}\right)}{\sigma \sqrt{T-t}}\right).
\end{aligned}$$

$$\begin{aligned}
H_t^0 &= e^{-rt} V_t(\phi^*) - e^{-rt} H_t^1 S_t \\
&= -Ke^{-rT} \Phi\left(\frac{\log\left(\frac{S_t}{K}\right) + \left(r - \frac{\sigma^2}{2}\right)(T-t)}{\sigma \sqrt{T-t}}\right)
\end{aligned}$$

□

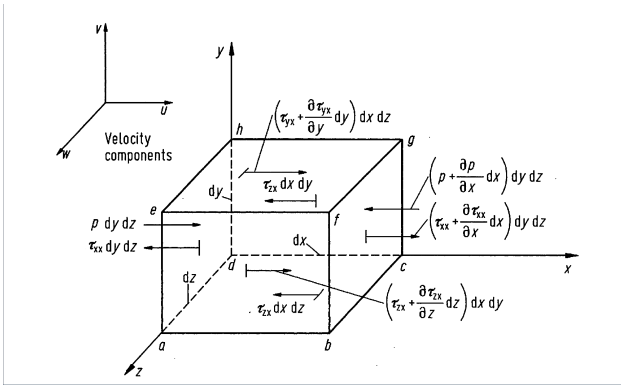


Figure 14. Navier-Stokes 3D.

ABLATION STUDY: STUDY OF AN ALTERNATIVE DETECTION METHOD.

Using a Graph RNN autoencoder methodology and clustering techniques, this section suggests a novel method for precisely identifying and mitigating backdoor risks in audio data. We suggest a Graph RNN autoencoder that effectively detects backdoor attacks by learning a low-dimensional latent-space representation of the input data while maintaining the graph structure. Through fine-tuning and retraining on a mixed dataset, our method enhances the model’s resilience by combining reconstruction loss-based detection utilizing an autoencoder with K-means clustering, PCA (Principal Component Analysis), and LOF (Local Outlier Factor).

A. Proposed Method.

Deep learning models, such as Graph and Recurrent Neural Networks (Graph RNNs) [200], [201], have been applied in a number of domains, such as anomaly detection, natural language processing, and picture categorization. Backdoor attacks, however, have the potential to compromise these models’ security and performance. In this study, we provide a strong Graph RNN⁴² autoencoder method to boost resilience and strengthen defenses against backdoor attacks.

B. Backdoor Attack Detection: clustering algorithms.

We use two complementing methods to detect backdoor attack cases: K-means clustering using principal component analysis (PCA) and local outlier factor (LOF) and reconstruction loss-based detection using an autoencoder.

The autoencoder was trained on a dataset that included both poisoned and benign samples for reconstruction loss-based detection. By measuring the difference between the input data and its reconstruction, the reconstruction loss, represented by $\mathcal{L}_{\text{recon}}$, was computed: $\mathcal{L}_{\text{recon}} = \|\mathbf{X} - \mathbf{X}'\|^2$. The reconstruction loss of benign samples was used to estimate an anomaly detection threshold, represented by τ .

The input samples were flattened to create a feature matrix \mathbf{F} for K-means clustering with PCA and LOF. The feature matrix’s dimensionality was then decreased using Principal Component Analysis (PCA): $\mathbf{F}_{\text{reduced}} = \text{PCA}(\mathbf{F})$. To find clusters, the reduced feature matrix was subjected to K-means clustering. Using the K-means technique, the cluster centroids, represented by \mathbf{C} , were determined. The formula for calculating the Euclidean distance

⁴²GRNN

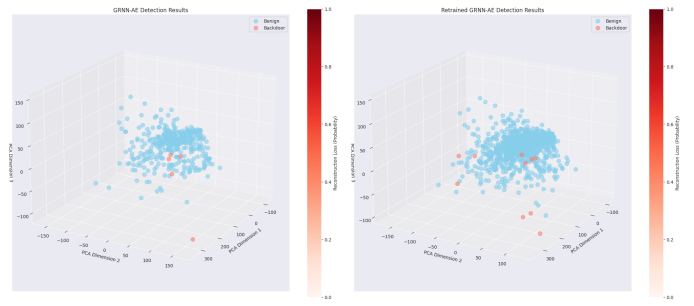


Figure 15. GRNN-AE.

Figure 16. Retrained GRNN-AE.

between samples and the cluster centroids is $\mathbf{D} = \|\mathbf{F}_{\text{reduced}} - \mathbf{C}\|$. After that, anomalies in the distance measurements are found using the local outlier factor (LOF).

C. Fine-tuning and Retraining.

To evaluate the effectiveness of the developed strategy, experiments were performed on a dataset composed of benign samples and samples contaminated by backdoor attacks. For this purpose, the dataset was divided into training and testing sets. The autoencoder was first trained on the training set and then used for detection on the test set. Finally, the detection accuracy was calculated by comparing the predicted labels with the ground-truth labels.

D. Detection Accuracy.

The detection accuracy of the autoencoder was measured by comparing the reconstruction loss of the test samples with the anomaly detection threshold. Let \mathbf{L}_{test} represent the reconstruction loss of the test samples. The backdoor instances are identified as:

$\text{BD}_{\text{autoencoder}} = (\mathbf{L}_{\text{test}} > \tau)$, where τ is the threshold determined for the training set.

The detection accuracies of K-means clustering with PCA and the LOF method were also calculated. Let $\mathbf{A}_{\text{Kmeans-LOF}}$ represent the anomaly scores obtained by using this method. The backdoor instances are identified as:

$\text{BD}_{\text{Kmeans-LOF}} = (\mathbf{A}_{\text{Kmeans-LOF}} > \tau)$. The detection accuracy was then computed as the ratio of correctly identified backdoor instances to the total number of backdoor instances in the test set.

1) 3D visualisation of GRNN-AE.

We illustrate a 3D scatterplot visualization. Figure 15, Figure 16 of the outcomes of the autoencoding method for backdoor attack detection, in a condensed three-dimensional space computed using PCA, the graphic emphasizes the distinction between benign and possible poisoned samples. When compared to a model that has been retrained, the comparison of color-coded probability scores and detection accuracy data shows the impact of retraining on the performance of backdoor detection (GRNN-AE).

REFERENCES

- [1] J. Lee, N. Stevens, S. C. Han, and M. Song, “A survey of large language models in finance (finllms),” *arXiv preprint arXiv:2402.02315*, 2024.

- [2] Y. Nie, Y. Kong, X. Dong, J. M. Mulvey, H. V. Poor, Q. Wen, and S. Zohren, "A survey of large language models for financial applications: Progress, prospects and challenges," *arXiv preprint arXiv:2406.11903*, 2024.
- [3] M. Chen, A. Joseph, M. Kumhof, X. Pan, and X. Zhou, "Deep reinforcement learning in a monetary model," *arXiv preprint arXiv:2104.09368*, 2021.
- [4] P. K. Ozili, "Artificial intelligence and central bank digital currency," in *Global Developments in Central Bank Digital Currency*. IGI Global, 2024, pp. 117–125.
- [5] S. Wu, O. Irsoy, S. Lu, V. Dabravolski, M. Dredze, S. Gehrmann, P. Kambadur, D. Rosenberg, and G. Mann, "Bloomberggpt: A large language model for finance," *arXiv preprint arXiv:2303.17564*, 2023.
- [6] H. Yang, X.-Y. Liu, and C. D. Wang, "Fingpt: Open-source financial large language models," *arXiv preprint arXiv:2306.06031*, 2023.
- [7] Y. Li, Y. Yu, H. Li, Z. Chen, and K. Khashanah, "Tradinggpt: Multi-agent system with layered memory and distinct characters for enhanced financial trading performance," *arXiv preprint arXiv:2309.03736*, 2023.
- [8] D. Araci, "Finbert: Financial sentiment analysis with pre-trained language models," *arXiv preprint arXiv:1908.10063*, 2019.
- [9] Y. Yang, Y. Tang, and K. Y. Tam, "Investlm: A large language model for investment using financial domain instruction tuning," *arXiv preprint arXiv:2309.13064*, 2023.
- [10] Q. Xie, W. Han, X. Zhang, Y. Lai, M. Peng, A. Lopez-Lira, and J. Huang, "Pixiu: A large language model, instruction data and evaluation benchmark for finance," *arXiv preprint arXiv:2306.05443*, 2023.
- [11] R. S. Shah, K. Chawla, D. Eidnani, A. Shah, W. Du, S. Chava, N. Raman, C. Smiley, J. Chen, and D. Yang, "When flue meets flang: Benchmarks and large pre-trained language model for financial domain," *arXiv preprint arXiv:2211.00083*, 2022.
- [12] D. Lu, H. Wu, J. Liang, Y. Xu, Q. He, Y. Geng, M. Han, Y. Xin, and Y. Xiao, "Bbt-fin: Comprehensive construction of chinese financial domain pre-trained language model, corpus and benchmark," *arXiv preprint arXiv:2302.09432*, 2023.
- [13] X. Zhang and Q. Yang, "Xuanyuan 2.0: A large chinese financial chat model with hundreds of billions parameters," in *Proceedings of the 32nd ACM international conference on information and knowledge management*, 2023, pp. 4435–4439.
- [14] W. Chen, Q. Wang, Z. Long, X. Zhang, Z. Lu, B. Li, S. Wang, J. Xu, X. Bai, X. Huang *et al.*, "Disc-finllm: A chinese financial large language model based on multiple experts fine-tuning," *arXiv preprint arXiv:2310.15205*, 2023.
- [15] Y. Yu, Z. Yao, H. Li, Z. Deng, Y. Cao, Z. Chen, J. W. Suchow, R. Liu, Z. Cui, D. Zhang *et al.*, "Fincon: A synthesized llm multi-agent system with conceptual verbal reinforcement for enhanced financial decision making," *arXiv preprint arXiv:2407.06567*, 2024.
- [16] X.-Y. Liu, H. Yang, Q. Chen, R. Zhang, L. Yang, B. Xiao, and C. D. Wang, "Finrl: A deep reinforcement learning library for automated stock trading in quantitative finance," *arXiv preprint arXiv:2011.09607*, 2020.
- [17] Y. Li, "Deep reinforcement learning: An overview," *arXiv preprint arXiv:1701.07274*, 2017.
- [18] B. Hambly, R. Xu, and H. Yang, "Recent advances in reinforcement learning in finance," *Mathematical Finance*, vol. 33, no. 3, pp. 437–503, 2023.
- [19] S. Dou, Y. Liu, H. Jia, L. Xiong, E. Zhou, J. Shan, C. Huang, W. Shen, X. Fan, Z. Xi *et al.*, "Stepcoder: Improve code generation with reinforcement learning from compiler feedback," *arXiv preprint arXiv:2402.01391*, 2024.
- [20] M. K. Cohen, M. Hutter, Y. Bengio, and S. Russell, "RI, but don't do anything i wouldn't do," *arXiv preprint arXiv:2410.06213*, 2024.
- [21] Z. Zhang, S. Zohren, and S. Roberts, "Deep reinforcement learning for trading," *arXiv preprint arXiv:1911.10107*, 2019.
- [22] K. S. Zarkias, N. Passalis, A. Tsantekidis, and A. Tefas, "Deep reinforcement learning for financial trading using price trailing," in *ICASSP 2019-2019 IEEE international conference on acoustics, speech and signal processing (ICASSP)*. IEEE, 2019, pp. 3067–3071.
- [23] L. Avramelou, P. Nousi, N. Passalis, and A. Tefas, "Deep reinforcement learning for financial trading using multi-modal features," *Expert Systems with Applications*, vol. 238, p. 121849, 2024.
- [24] Z. Jiang, D. Xu, and J. Liang, "A deep reinforcement learning framework for the financial portfolio management problem," *arXiv preprint arXiv:1706.10059*, 2017.
- [25] Z. Jiang and J. Liang, "Cryptocurrency portfolio management with deep reinforcement learning," in *2017 Intelligent systems conference (IntelliSys)*. IEEE, 2017, pp. 905–913.
- [26] J. Sadighian, "Deep reinforcement learning in cryptocurrency market making," *arXiv preprint arXiv:1911.08647*, 2019.
- [27] Y. Li, S. Wang, H. Ding, and H. Chen, "Large language models in finance: A survey," in *Proceedings of the fourth ACM international conference on AI in finance*, 2023, pp. 374–382.
- [28] Z. Zhang, C. Chen, B. Liu, C. Liao, Z. Gong, H. Yu, J. Li, and R. Wang, "Unifying the perspectives of nlp and software engineering: A survey on language models for code," *arXiv preprint arXiv:2311.07989*, 2023.
- [29] Y. Wang, Y. Wang, D. Guo, J. Chen, R. Zhang, Y. Ma, and Z. Zheng, "RlCoder: Reinforcement learning for repository-level code completion," *arXiv preprint arXiv:2407.19487*, 2024.
- [30] A. Troxler and J. Schellendorfer, "Actuarial applications of natural language processing using transformers: Case studies for using text features in an actuarial context," *British Actuarial Journal*, vol. 29, p. e4, 2024.
- [31] G. Yenduri, M. Ramalingam, G. C. Selvi, Y. Supriya, G. Srivastava, P. K. R. Maddikunta, G. D. Raj, R. H. Jhaveri, B. Prabadevi, W. Wang *et al.*, "Gpt (generative pre-trained transformer)—a comprehensive review on enabling technologies, potential applications, emerging challenges, and future directions," *IEEE Access*, 2024.
- [32] Y. Yao, J. Duan, K. Xu, Y. Cai, Z. Sun, and Y. Zhang, "A survey on large language model (llm) security and privacy: The good, the bad, and the ugly," *High-Confidence Computing*, p. 100211, 2024.
- [33] Z. Wang and Q. Hu, "Blockchain-based federated learning: A comprehensive survey," *arXiv preprint arXiv:2110.02182*, 2021.
- [34] L. Sun, Y. Huang, H. Wang, S. Wu, Q. Zhang, C. Gao, Y. Huang, W. Lyu, Y. Zhang, X. Li *et al.*, "Trustllm: Trustworthiness in large language models," *arXiv preprint arXiv:2401.05561*, 2024.
- [35] L. Cao, "Ai in finance: challenges, techniques, and opportunities," *ACM Computing Surveys (CSUR)*, vol. 55, no. 3, pp. 1–38, 2022.
- [36] C.-J. Wu, R. Raghavendra, U. Gupta, B. Acun, N. Ardalani, K. Maeng, G. Chang, F. Aga, J. Huang, C. Bai *et al.*, "Sustainable ai: Environmental implications, challenges and opportunities," *Proceedings of Machine Learning and Systems*, vol. 4, pp. 795–813, 2022.
- [37] M. Zawish, F. A. Dharejo, S. A. Khowaja, S. Raza, S. Davy, K. Dev, and P. Bellavista, "Ai and 6g into the metaverse: Fundamentals, challenges and future research trends," *IEEE Open Journal of the Communications Society*, vol. 5, pp. 730–778, 2024.
- [38] A. Alharin, T.-N. Doan, and M. Sartipi, "Reinforcement learning interpretation methods: A survey," *IEEE Access*, vol. 8, pp. 171 058–171 077, 2020.
- [39] M. Chen, S. Mei, J. Fan, and M. Wang, "An overview of diffusion models: Applications, guided generation, statistical rates and optimization," *arXiv preprint arXiv:2404.07771*, 2024.
- [40] P. A. Oche, G. A. Ewa, and N. Ibekwe, "Applications and challenges of artificial intelligence in space missions," *IEEE Access*, vol. 12, pp. 44 481–44 509, 2021.
- [41] K. Hambuchen, J. Marquez, and T. Fong, "A review of nasa human-robot interaction in space," *Current Robotics Reports*, vol. 2, no. 3, pp. 265–272, 2021.
- [42] P. Razzaghi, A. Tabrizian, W. Guo, S. Chen, A. Taye, E. Thompson, A. Bregeon, A. Baheri, and P. Wei, "A survey on reinforcement learning in aviation applications," *Engineering Applications of Artificial Intelligence*, vol. 136, p. 108911, 2024.
- [43] C. Yu, J. Liu, S. Nemati, and G. Yin, "Reinforcement learning in healthcare: A survey," *ACM Computing Surveys (CSUR)*, vol. 55, no. 1, pp. 1–36, 2021.
- [44] P. V. R. Ferreira, R. Paffenroth, A. M. Wyglinski, T. M. Hackett, S. G. Bilén, R. C. Reinhart, and D. J. Mortensen, "Multiobjective reinforcement learning for cognitive satellite communications using deep neural network ensembles," *IEEE Journal on Selected Areas in Communications*, vol. 36, no. 5, pp. 1030–1041, 2018.
- [45] A. Uprety and D. B. Rawat, "Reinforcement learning for iot security: A comprehensive survey," *IEEE Internet of Things Journal*, vol. 8, no. 11, pp. 8693–8706, 2020.
- [46] Y. Wu, Z. Wang, Y. Ma, and V. C. Leung, "Deep reinforcement learning for blockchain in industrial iot: A survey," *Computer Networks*, vol. 191, p. 108004, 2021.
- [47] Y. He, Y. Wang, C. Qiu, Q. Lin, J. Li, and Z. Ming, "Blockchain-based edge computing resource allocation in iot: A deep reinforce-

- ment learning approach," *IEEE Internet of Things Journal*, vol. 8, no. 4, pp. 2226–2237, 2020.
- [48] R. Gasmı, S. Hammoudi, M. Lamri, and S. Harous, "Recent reinforcement learning and blockchain based security solutions for internet of things: Survey," *Wireless Personal Communications*, vol. 132, no. 2, pp. 1307–1345, 2023.
- [49] F. Tschorsch and B. Scheuermann, "Bitcoin and beyond: A technical survey on decentralized digital currencies," *IEEE Communications Surveys & Tutorials*, vol. 18, no. 3, pp. 2084–2123, 2016.
- [50] F. Fang, C. Ventre, M. Basios, L. Kanthan, D. Martinez-Rego, F. Wu, and L. Li, "Cryptocurrency trading: a comprehensive survey," *Financial Innovation*, vol. 8, no. 1, p. 13, 2022.
- [51] J. Bonneau, A. Miller, J. Clark, A. Narayanan, J. A. Kroll, and E. W. Felten, "Sok: Research perspectives and challenges for bitcoin and cryptocurrencies," in *2015 IEEE symposium on security and privacy*. IEEE, 2015, pp. 104–121.
- [52] H. Jang and J. Lee, "An empirical study on modeling and prediction of bitcoin prices with bayesian neural networks based on blockchain information," *IEEE access*, vol. 6, pp. 5427–5437, 2017.
- [53] Z. Zheng, S. Xie, H.-N. Dai, X. Chen, and H. Wang, "Blockchain challenges and opportunities: A survey," *International journal of web and grid services*, vol. 14, no. 4, pp. 352–375, 2018.
- [54] G. Hileman and M. Rauchs, "2017 global cryptocurrency benchmarking study," Available at SSRN 2965436, 2017.
- [55] L. P. Kaelbling, M. L. Littman, and A. W. Moore, "Reinforcement learning: A survey," *Journal of artificial intelligence research*, vol. 4, pp. 237–285, 1996.
- [56] K. Arulkumaran, M. P. Deisenroth, M. Brundage, and A. A. Bharath, "Deep reinforcement learning: A brief survey," *IEEE Signal Processing Magazine*, vol. 34, no. 6, pp. 26–38, 2017.
- [57] —, "A brief survey of deep reinforcement learning," *arXiv preprint arXiv:1708.05866*, 2017.
- [58] M. A. Wiering and M. Van Otterlo, "Reinforcement learning," *Adaptation, learning, and optimization*, vol. 12, no. 3, p. 729, 2012.
- [59] J. Kober, J. A. Bagnell, and J. Peters, "Reinforcement learning in robotics: A survey," *The International Journal of Robotics Research*, vol. 32, no. 11, pp. 1238–1274, 2013.
- [60] L. Busoni, R. Babuska, and B. De Schutter, "A comprehensive survey of multiagent reinforcement learning," *IEEE Transactions on Systems, Man, and Cybernetics, Part C (Applications and Reviews)*, vol. 38, no. 2, pp. 156–172, 2008.
- [61] N. C. Luong, D. T. Hoang, S. Gong, D. Niyato, P. Wang, Y.-C. Liang, and D. I. Kim, "Applications of deep reinforcement learning in communications and networking: A survey," *IEEE communications surveys & tutorials*, vol. 21, no. 4, pp. 3133–3174, 2019.
- [62] J. Garcia and F. Fernández, "A comprehensive survey on safe reinforcement learning," *Journal of Machine Learning Research*, vol. 16, no. 1, pp. 1437–1480, 2015.
- [63] M. Pawelczyk, J. Z. Di, Y. Lu, G. Kamath, A. Sekhari, and S. Neel, "Machine unlearning fails to remove data poisoning attacks," *arXiv preprint arXiv:2406.17216*, 2024.
- [64] J. Peng, H. Xing, L. Xu, S. Luo, P. Dai, L. Feng, J. Song, B. Zhao, and Z. Xiao, "Adversarial reinforcement learning based data poisoning attacks defense for task-oriented multi-user semantic communication," *IEEE Transactions on Mobile Computing*, 2024.
- [65] F. Wang, X. Wang, and X. J. Ban, "Data poisoning attacks in intelligent transportation systems: A survey," *Transportation Research Part C: Emerging Technologies*, vol. 165, p. 104750, 2024.
- [66] M. Surekha, A. K. Sagar, and V. Khemchandani, "A comprehensive analysis of poisoning attack and defence strategies in machine learning techniques," in *2024 IEEE International Conference on Computing, Power and Communication Technologies (IC2PCT)*, vol. 5. IEEE, 2024, pp. 1662–1668.
- [67] J. Malik, R. Muthalagu, and P. M. Pawar, "A systematic review of adversarial machine learning attacks, defensive controls and technologies," *IEEE Access*, 2024.
- [68] Y. Wan, Y. Qu, W. Ni, Y. Xiang, L. Gao, and E. Hossain, "Data and model poisoning backdoor attacks on wireless federated learning, and the defense mechanisms: A comprehensive survey," *IEEE Communications Surveys & Tutorials*, 2024.
- [69] M. Khan and L. Ghafoor, "Adversarial machine learning in the context of network security: Challenges and solutions," *Journal of Computational Intelligence and Robotics*, vol. 4, no. 1, pp. 51–63, 2024.
- [70] J. Dineen, A. A.-U. Haque, and M. Bielskas, "Reinforcement learning for data poisoning on graph neural networks," in *Social, Cultural, and Behavioral Modeling: 14th International Conference, SBP-BRiMS 2021, Virtual Event, July 6–9, 2021, Proceedings 14*. Springer, 2021, pp. 141–150.
- [71] F. V. Jędrzejewski, L. Thode, J. Fischbach, T. Gorschek, D. Mendez, and N. Lavesson, "Adversarial machine learning in industry: A systematic literature review," *Computers & Security*, p. 103988, 2024.
- [72] H. Peng, H. Qiu, H. Ma, S. Wang, A. Fu, S. F. Al-Sarawi, D. Abbott, and Y. Gao, "On model outsourcing adaptive attacks to deep learning backdoor defenses," *IEEE Transactions on Information Forensics and Security*, 2024.
- [73] Z. Zhang, M. Liu, M. Sun, R. Deng, P. Cheng, D. Niyato, M.-Y. Chow, and J. Chen, "Vulnerability of machine learning approaches applied in iot-based smart grid: A review," *IEEE Internet of Things Journal*, 2024.
- [74] X. Huang, W. Ruan, W. Huang, G. Jin, Y. Dong, C. Wu, S. Bensalem, R. Mu, Y. Qi, X. Zhao *et al.*, "A survey of safety and trustworthiness of large language models through the lens of verification and validation," *Artificial Intelligence Review*, vol. 57, no. 7, p. 175, 2024.
- [75] B. Wu, H. Chen, M. Zhang, Z. Zhu, S. Wei, D. Yuan, M. Zhu, R. Wang, L. Liu, and C. Shen, "Backdoorbench: A comprehensive benchmark and analysis of backdoor learning," *arXiv preprint arXiv:2401.15002*, 2024.
- [76] O. Mengara, "The last dance: Robust backdoor attack via diffusion models and bayesian approach," *arXiv preprint arXiv:2402.05967*, 2024.
- [77] B. Lin, "Reinforcement learning and bandits for speech and language processing: Tutorial, review and outlook," *Expert Systems with Applications*, vol. 238, p. 122254, 2024.
- [78] S. Islam, H. Elmekki, A. Elsebai, J. Bentahar, N. Drawel, G. Rjoub, and W. Pedrycz, "A comprehensive survey on applications of transformers for deep learning tasks," *Expert Systems with Applications*, p. 122666, 2023.
- [79] L. Wang, Z. Javed, X. Wu, W. Guo, X. Xing, and D. Song, "Backdoorl: Backdoor attack against competitive reinforcement learning," *arXiv preprint arXiv:2105.00579*, 2021.
- [80] H. Foley, L. Fowl, T. Goldstein, and G. Taylor, "Execute order 66: targeted data poisoning for reinforcement learning," *arXiv preprint arXiv:2201.00762*, 2022.
- [81] K. Cai, X. Zhu, and Z. Hu, "Reward poisoning attacks in deep reinforcement learning based on exploration strategies," *Neurocomputing*, vol. 553, p. 126578, 2023.
- [82] E. Lobo, H. Singh, M. Petrik, C. Rudin, and H. Lakkaraju, "Data poisoning attacks on off-policy policy evaluation methods," in *Uncertainty in Artificial Intelligence*. PMLR, 2022, pp. 1264–1274.
- [83] J. Wang, J. Wu, M. Chen, Y. Vorobeychik, and C. Xiao, "Rlhfpoison: Reward poisoning attack for reinforcement learning with human feedback in large language models," in *Proceedings of the 62nd Annual Meeting of the Association for Computational Linguistics (Volume 1: Long Papers)*, 2024, pp. 2551–2570.
- [84] F. A. Yerlikaya and Ş. Bahtiyar, "Data poisoning attacks against machine learning algorithms," *Expert Systems with Applications*, vol. 208, p. 118101, 2022.
- [85] J. Viquerat, P. Meliga, A. Larcher, and E. Hachem, "A review on deep reinforcement learning for fluid mechanics: An update," *Physics of Fluids*, vol. 34, no. 11, 2022.
- [86] T. Beysolow II and T. Beysolow II, "Market making via reinforcement learning," *Applied Reinforcement Learning with Python: With OpenAI Gym, Tensorflow, and Keras*, pp. 77–94, 2019.
- [87] S. Ganesh, N. Vadori, M. Xu, H. Zheng, P. Reddy, and M. Veloso, "Reinforcement learning for market making in a multi-agent dealer market," *arXiv preprint arXiv:1911.05892*, 2019.
- [88] A. Briola, J. Turiel, R. Maraccioli, A. Cauderan, and T. Aste, "Deep reinforcement learning for active high frequency trading," *arXiv preprint arXiv:2101.07107*, 2021.
- [89] P. Sosnin, M. N. Müller, M. Baader, C. Tsay, and M. Wicker, "Certified robustness to data poisoning in gradient-based training," *arXiv preprint arXiv:2406.05670*, 2024.
- [90] Y. Li, H. Huang, Y. Zhao, X. Ma, and J. Sun, "Backdoorllm: A comprehensive benchmark for backdoor attacks on large language models," *arXiv preprint arXiv:2408.12798*, 2024.
- [91] H. Li, Y. Chen, Z. Zheng, Q. Hu, C. Chan, H. Liu, and Y. Song, "Backdoor removal for generative large language models," *arXiv preprint arXiv:2405.07667*, 2024.

- [92] O. Mengara, "Trading devil: Robust backdoor attack via stochastic investment models and bayesian approach," arXiv.org, Tech. Rep., 2024.
- [93] H. Wei, Y. Wang, L. Mangu, and K. Decker, "Model-based reinforcement learning for predictions and control for limit order books," arXiv preprint arXiv:1910.03743, 2019.
- [94] K. Z. Zaharudin, M. R. Young, and W.-H. Hsu, "High-frequency trading: Definition, implications, and controversies," *Journal of Economic Surveys*, vol. 36, no. 1, pp. 75–107, 2022.
- [95] R. S. Miller and G. Shorter, *High frequency trading: Overview of recent developments*. Congressional Research Service Washington, DC, 2016, vol. 4.
- [96] P. Gomber and M. Haferkorn, "High frequency trading," in *Encyclopedia of Information Science and Technology, Third Edition*. IGI Global, 2015, pp. 1–9.
- [97] J. Brogaard, T. Hendershott, and R. Riordan, "High-frequency trading and price discovery," *The Review of Financial Studies*, vol. 27, no. 8, pp. 2267–2306, 2014.
- [98] M. O'hara, "High frequency market microstructure," *Journal of financial economics*, vol. 116, no. 2, pp. 257–270, 2015.
- [99] B. Hagströmer and L. Nordén, "The diversity of high-frequency traders," *Journal of Financial Markets*, vol. 16, no. 4, pp. 741–770, 2013.
- [100] R. L. Goettler, C. A. Parlour, and U. Rajan, "Equilibrium in a dynamic limit order market," *The Journal of Finance*, vol. 60, no. 5, pp. 2149–2192, 2005.
- [101] A. Tsantekidis, N. Passalis, and A. Tefas, "Modeling limit order trading with a continuous action policy for deep reinforcement learning," *Neural Networks*, vol. 165, pp. 506–515, 2023.
- [102] T. Sun, D. Huang, and J. Yu, "Market making strategy optimization via deep reinforcement learning," *IEEE Access*, vol. 10, pp. 9085–9093, 2022.
- [103] L. Harris, *Trading and exchanges: Market microstructure for practitioners*. Oxford university press, 2002.
- [104] D. S. Bates, "Jumps and stochastic volatility: Exchange rate processes implicit in deutsche mark options," *The Review of Financial Studies*, vol. 9, no. 1, pp. 69–107, 1996.
- [105] G. Deng, "Option pricing under two-factor stochastic volatility jump-diffusion model," *Complexity*, vol. 2020, no. 1, p. 1960121, 2020.
- [106] T. Huynh, G. Joret, and D. R. Wood, "Subgraph densities in a surface," *Combinatorics, Probability and Computing*, vol. 31, no. 5, pp. 812–839, 2022.
- [107] A. Nunes, A. Avgoustidis, C. Martins, and J. Urrestilla, "Analytic models for the evolution of semilocal string networks," *Physical Review D—Particles, Fields, Gravitation, and Cosmology*, vol. 84, no. 6, p. 063504, 2011.
- [108] F. Soleymani and M. Barfeie, "Pricing options under stochastic volatility jump model: A stable adaptive scheme," *Applied Numerical Mathematics*, vol. 145, pp. 69–89, 2019.
- [109] M. Bernaschi, L. Torosantucci, and A. Uboldi, "Empirical evaluation of the market price of risk using the cir model," *Physica A: Statistical Mechanics and its Applications*, vol. 376, pp. 543–554, 2007.
- [110] L. Overbeck and T. Ryden, "Estimation in the cox-ingersoll-ross model," *Econometric Theory*, vol. 13, no. 3, pp. 430–461, 1997.
- [111] A. Cozma and C. Reisinger, "Strong order 1/2 convergence of full truncation euler approximations to the cox-ingersoll-ross process," *IMA journal of numerical analysis*, vol. 40, no. 1, pp. 358–376, 2020.
- [112] V. Scheffer, "An inviscid flow with compact support in space-time," *Journal of geometric analysis*, vol. 3, no. 4, 1993.
- [113] F. Lin, "A new proof of the caffarelli-kohn-nirenberg theorem," *Communications on Pure and Applied Mathematics: A Journal Issued by the Courant Institute of Mathematical Sciences*, vol. 51, no. 3, pp. 241–257, 1998.
- [114] O. A. Ladyzhenskaya, "The mathematical theory of viscous incompressible flow," *Gordon & Breach*, 1969.
- [115] P. Constantin, "Some open problems and research directions in the mathematical study of fluid dynamics," *Mathematics unlimited—2001 and beyond*, pp. 353–360, 2001.
- [116] A. Bertozzi and A. Majda, "Vorticity and incompressible flow cambridge university press," 2002.
- [117] L. Caffarelli, R. Kohn, and L. Nirenberg, "Partial regularity of suitable weak solutions of the navier-stokes equations," *Communications on pure and applied mathematics*, vol. 35, no. 6, pp. 771–831, 1982.
- [118] Z. Bradshaw and T.-P. Tsai, "Self-similar solutions to the navier-stokes equations: a survey of recent results," *arXiv e-prints*, pp. arXiv-1802, 2018.
- [119] P. G. Lemarié-Rieusset, *The Navier-Stokes problem in the 21st century*. Chapman and Hall/CRC, 2018.
- [120] R. Temam, *Navier–Stokes equations: theory and numerical analysis*. American Mathematical Society, 2024, vol. 343.
- [121] T. Tao, "Quantitative bounds for critically bounded solutions to the navier-stokes equations," arXiv preprint arXiv:1908.04958, 2019.
- [122] —, "Searching for singularities in the navier-stokes equations," *Nature Reviews Physics*, vol. 1, no. 7, pp. 418–419, 2019.
- [123] —, "Finite time blowup for an averaged three-dimensional navier-stokes equation," *Journal of the American Mathematical Society*, vol. 29, no. 3, pp. 601–674, 2016.
- [124] T. Barker and C. Prange, "From concentration to quantitative regularity: A short survey of recent developments for the navier-stokes equations," *Vietnam Journal of Mathematics*, vol. 52, no. 3, pp. 707–734, 2024.
- [125] D. Albritton, E. Brué, and M. Colombo, "Non-uniqueness of leray solutions of the forced navier-stokes equations," *Annals of Mathematics*, vol. 196, no. 1, pp. 415–455, 2022.
- [126] J. Guillod and V. Šverák, "Numerical investigations of non-uniqueness for the navier-stokes initial value problem in borderline spaces," *Journal of Mathematical Fluid Mechanics*, vol. 25, no. 3, p. 46, 2023.
- [127] J. Chen and T. Y. Hou, "Stable nearly self-similar blowup of the 2d bousinesq and 3d euler equations with smooth data i: Analysis," arXiv preprint arXiv:2210.07191, 2022.
- [128] H. Wang, Y. Cao, Z. Huang, Y. Liu, P. Hu, X. Luo, Z. Song, W. Zhao, J. Liu, J. Sun et al., "Recent advances on machine learning for computational fluid dynamics: A survey," arXiv preprint arXiv:2408.12171, 2024.
- [129] S. Sun, R. Wang, and B. An, "Reinforcement learning for quantitative trading," *ACM Transactions on Intelligent Systems and Technology*, vol. 14, no. 3, pp. 1–29, 2023.
- [130] N. Pippas, C. Turkay, and E. A. Ludvig, "The evolution of reinforcement learning in quantitative finance," arXiv preprint arXiv:2408.10932, 2024.
- [131] X.-Y. Liu, Z. Xia, H. Yang, J. Gao, D. Zha, M. Zhu, C. D. Wang, Z. Wang, and J. Guo, "Dynamic datasets and market environments for financial reinforcement learning," *Machine Learning*, vol. 113, no. 5, pp. 2795–2839, 2024.
- [132] X.-Y. Liu, Z. Xia, J. Rui, J. Gao, H. Yang, M. Zhu, C. Wang, Z. Wang, and J. Guo, "Finrl-meta: Market environments and benchmarks for data-driven financial reinforcement learning," *Advances in Neural Information Processing Systems*, vol. 35, pp. 1835–1849, 2022.
- [133] X.-Y. Liu, Z. Xiong, S. Zhong, H. Yang, and A. Walid, "Practical deep reinforcement learning approach for stock trading," arXiv preprint arXiv:1811.07522, 2018.
- [134] I. Halperin, "Qlbs: Q-learner in the black-scholes (-merton) worlds," arXiv preprint arXiv:1712.04609, 2017.
- [135] Y. Yu, S. Yan, and J. Liu, "A spatiotemporal stealthy backdoor attack against cooperative multi-agent deep reinforcement learning," arXiv preprint arXiv:2409.07775, 2024.
- [136] Y. Chen, Z. Zheng, and X. Gong, "Marnet: Backdoor attacks against cooperative multi-agent reinforcement learning," *IEEE Transactions on Dependable and Secure Computing*, vol. 20, no. 5, pp. 4188–4198, 2022.
- [137] P. Kiourt, K. Wardega, S. Jha, and W. Li, "Trojdr: Trojan attacks on deep reinforcement learning agents," arXiv preprint arXiv:1903.06638, 2019.
- [138] J. Cui, Y. Han, Y. Ma, J. Jiao, and J. Zhang, "Badrl: Sparse targeted backdoor attack against reinforcement learning," in *Proceedings of the AAAI Conference on Artificial Intelligence*, vol. 38, no. 10, 2024, pp. 11 687–11 694.
- [139] S. Bharti, X. Zhang, A. Singla, and J. Zhu, "Provable defense against backdoor policies in reinforcement learning," *Advances in Neural Information Processing Systems*, vol. 35, pp. 14 704–14 714, 2022.
- [140] J. Guo, A. Li, L. Wang, and C. Liu, "Polycleanse: Backdoor detection and mitigation for competitive reinforcement learning," in *Proceedings of the IEEE/CVF International Conference on Computer Vision*, 2023, pp. 4699–4708.
- [141] Y. Lei, D. Ye, S. Shen, Y. Sui, T. Zhu, and W. Zhou, "New challenges in reinforcement learning: a survey of security and privacy," *Artificial Intelligence Review*, vol. 56, no. 7, pp. 7195–7236, 2023.

- [142] I. Ilahi, M. Usama, J. Qadir, M. U. Janjua, A. Al-Fuqaha, D. T. Hoang, and D. Niyato, "Challenges and countermeasures for adversarial attacks on deep reinforcement learning," *IEEE Transactions on Artificial Intelligence*, vol. 3, no. 2, pp. 90–109, 2021.
- [143] T. Haarnoja, A. Zhou, P. Abbeel, and S. Levine, "Soft actor-critic: Off-policy maximum entropy deep reinforcement learning with a stochastic actor," in *International conference on machine learning*. PMLR, 2018, pp. 1861–1870.
- [144] M.-Y. Day, C.-Y. Yang, and Y. Ni, "Portfolio dynamic trading strategies using deep reinforcement learning," *Soft Computing*, vol. 28, no. 15, pp. 8715–8730, 2024.
- [145] Z. Liang, H. Chen, J. Zhu, K. Jiang, and Y. Li, "Adversarial deep reinforcement learning in portfolio management," *arXiv preprint arXiv:1808.09940*, 2018.
- [146] F. Abergel and A. Jedidi, "A mathematical approach to order book modeling," *International Journal of Theoretical and Applied Finance*, vol. 16, no. 05, p. 1350025, 2013.
- [147] H. Zhang, Z. Shi, Y. Hu, W. Ding, E. E. Kuruoğlu, and X.-P. Zhang, "Optimizing trading strategies in quantitative markets using multi-agent reinforcement learning," in *ICASSP 2024-2024 IEEE International Conference on Acoustics, Speech and Signal Processing (ICASSP)*. IEEE, 2024, pp. 136–140.
- [148] T.-V. Pricope, "Deep reinforcement learning in quantitative algorithmic trading: A review," *arXiv preprint arXiv:2106.00123*, 2021.
- [149] M. Qin, S. Sun, W. Zhang, H. Xia, X. Wang, and B. An, "Earnhft: Efficient hierarchical reinforcement learning for high frequency trading," in *Proceedings of the AAAI Conference on Artificial Intelligence*, vol. 38, no. 13, 2024, pp. 14669–14676.
- [150] S. Jacob Leal, M. Napoletano, A. Roventini, and G. Fagiolo, "Rock around the clock: An agent-based model of low-and high-frequency trading," *Journal of Evolutionary Economics*, vol. 26, pp. 49–76, 2016.
- [151] B. Crawford, R. Soto, M. A. San Martín, H. De La Fuente-Mella, C. Castro, and F. Paredes, "Automatic high-frequency trading: An application to emerging chilean stock market," *Scientific Programming*, vol. 2018, no. 1, p. 8721246, 2018.
- [152] R. Almgren and N. Chriss, "Optimal execution of portfolio transactions," *Journal of Risk*, vol. 3, pp. 5–40, 2001.
- [153] J. Creswell, "Speedy new traders make waves far from wall street," *New York Times*, vol. 16, p. A1, 2010.
- [154] P. Kumar, "Deep reinforcement learning for high-frequency market making," in *Asian Conference on Machine Learning*. PMLR, 2023, pp. 531–546.
- [155] O. Guéant, "Optimal market making," *Applied Mathematical Finance*, vol. 24, no. 2, pp. 112–154, 2017.
- [156] J. Jormakka, "Solutions to 3-dimensional navier-stokes equations for incompressible fluid," *arXiv preprint arXiv:0809.3553*, 2008.
- [157] N.-A. Lai and Y. Zhou, "Self-duel solution of 3d incompressible navier-stokes equations," *arXiv preprint arXiv:2403.16642*, 2024.
- [158] M. Ghavamzadeh, S. Mannor, J. Pineau, A. Tamar et al., "Bayesian reinforcement learning: A survey," *Foundations and Trends® in Machine Learning*, vol. 8, no. 5-6, pp. 359–483, 2015.
- [159] C.-A. Lehalle and O. Mounjid, "Limit order strategic placement with adverse selection risk and the role of latency," *Market Microstructure and Liquidity*, vol. 3, no. 01, p. 1750009, 2017.
- [160] K. Jain, N. Firoozye, J. Kochems, and P. Treleaven, "Limit order book simulations: A review," *arXiv preprint arXiv:2402.17359*, 2024.
- [161] U. Horst and M. Paulsen, "A law of large numbers for limit order books," *Mathematics of Operations Research*, vol. 42, no. 4, pp. 1280–1312, 2017.
- [162] B. Du, H. Zhu, and J. Zhao, "Optimal execution in high-frequency trading with bayesian learning," *Physica A: Statistical Mechanics and its Applications*, vol. 461, pp. 767–777, 2016.
- [163] Y. Qiu, R. Liu, and R. S. Lee, "The design and implementation of a deep reinforcement learning and quantum finance theory-inspired portfolio investment management system," *Expert Systems with Applications*, vol. 238, p. 122243, 2024.
- [164] Y. Wu, J. McMahan, X. Zhu, and Q. Xie, "Data poisoning to fake a nash equilibria for markov games," in *Proceedings of the AAAI Conference on Artificial Intelligence*, vol. 38, no. 14, 2024, pp. 15979–15987.
- [165] —, "Reward poisoning attacks on offline multi-agent reinforcement learning," in *Proceedings of the aai conference on artificial intelligence*, vol. 37, no. 9, 2023, pp. 10426–10434.
- [166] F. Liu and N. Shroff, "Data poisoning attacks on stochastic bandits," in *International Conference on Machine Learning*. PMLR, 2019, pp. 4042–4050.
- [167] A. Radford, J. W. Kim, T. Xu, G. Brockman, C. McLeavey, and I. Sutskever, "Robust speech recognition via large-scale weak supervision," in *International conference on machine learning*. PMLR, 2023, pp. 28492–28518.
- [168] L. Barrault, Y.-A. Chung, M. C. Meglioli, D. Dale, N. Dong, M. Duppenhaler, P.-A. Duquenne, B. Ellis, H. Elsahar, J. Haaheim et al., "Seamless: Multilingual expressive and streaming speech translation," *arXiv preprint arXiv:2312.05187*, 2023.
- [169] Q. Fang, S. Guo, Y. Zhou, Z. Ma, S. Zhang, and Y. Feng, "Llama-omni: Seamless speech interaction with large language models," *arXiv preprint arXiv:2409.06666*, 2024.
- [170] A. Baevski, Y. Zhou, A. Mohamed, and M. Auli, "wav2vec 2.0: A framework for self-supervised learning of speech representations," *Advances in neural information processing systems*, vol. 33, pp. 12449–12460, 2020.
- [171] A. Baevski, W.-N. Hsu, Q. Xu, A. Babu, J. Gu, and M. Auli, "Data2vec: A general framework for self-supervised learning in speech, vision and language," in *International Conference on Machine Learning*. PMLR, 2022, pp. 1298–1312.
- [172] W.-N. Hsu, B. Bolte, Y.-H. H. Tsai, K. Lakhotia, R. Salakhutdinov, and A. Mohamed, "Hubert: Self-supervised speech representation learning by masked prediction of hidden units," *IEEE/ACM transactions on audio, speech, and language processing*, vol. 29, pp. 3451–3460, 2021.
- [173] F. Wu, K. Kim, S. Watanabe, K. J. Han, R. McDonald, K. Q. Weinberger, and Y. Artzi, "Wav2vec: Pre-training speech-to-text encoder-decoder models using pseudo languages," in *ICASSP 2023-2023 IEEE International Conference on Acoustics, Speech and Signal Processing (ICASSP)*. IEEE, 2023, pp. 1–5.
- [174] S. Koffas, J. Xu, M. Conti, and S. Picek, "Can you hear it? backdoor attacks via ultrasonic triggers," in *Proceedings of the 2022 ACM workshop on wireless security and machine learning*, 2022, pp. 57–62.
- [175] C. Shi, T. Zhang, Z. Li, H. Phan, T. Zhao, Y. Wang, J. Liu, B. Yuan, and Y. Chen, "Audio-domain position-independent backdoor attack via unnoticeable triggers," in *Proceedings of the 28th Annual International Conference on Mobile Computing And Networking*, 2022, pp. 583–595.
- [176] O. Mengara, "A backdoor approach with inverted labels using dirty label-flipping attacks," *IEEE Access*, 2024.
- [177] P. A. Ortega, J. X. Wang, M. Rowland, T. Genewein, Z. Kurth-Nelson, R. Pascanu, N. Heess, J. Veness, A. Pritzel, P. Sprechmann et al., "Meta-learning of sequential strategies," *arXiv preprint arXiv:1905.03030*, 2019.
- [178] F. Wang, J. Sang, Q. Liu, C. Huang, and J. Tan, "A deep learning based known plaintext attack method for chaotic cryptosystem," *arXiv preprint arXiv:2103.05242*, 2021.
- [179] J. Wang, V. W. Zheng, Z. Liu, and K. C.-C. Chang, "Topological recurrent neural network for diffusion prediction," in *2017 IEEE international conference on data mining (ICDM)*. IEEE, 2017, pp. 475–484.
- [180] G. F. Monkam, M. J. De Lucia, and N. D. Bastian, "A topological data analysis approach for detecting data poisoning attacks against machine learning based network intrusion detection systems," *Computers & Security*, p. 103929, 2024.
- [181] T. G. Fischer, "Reinforcement learning in financial markets-a survey," FAU discussion papers in economics, Tech. Rep., 2018.
- [182] P. N. Kolm and G. Ritter, "Modern perspectives on reinforcement learning in finance," *Modern Perspectives on Reinforcement Learning in Finance (September 6, 2019)*, 2019.
- [183] E. J. Young, A. Rogers, E. Tong, and J. Jordon, "Reinforcement learning applied to insurance portfolio pursuit," *arXiv preprint arXiv:2408.00713*, 2024.
- [184] J. Cao, J. Chen, J. Hull, and Z. Poulos, "Deep hedging of derivatives using reinforcement learning," *arXiv preprint arXiv:2103.16409*, 2021.
- [185] A. Shavandi and M. Khedmati, "A multi-agent deep reinforcement learning framework for algorithmic trading in financial markets," *Expert Systems with Applications*, vol. 208, p. 118124, 2022.
- [186] S. Levine, "Reinforcement learning and control as probabilistic inference: Tutorial and review," *arXiv preprint arXiv:1805.00909*, 2018.
- [187] A. Bensoussan, "Stochastic navier-stokes equations," *Acta Applicandae Mathematica*, vol. 38, pp. 267–304, 1995.

- [188] A. S. Nair, J. Sirignano, M. Panesi, and J. F. MacArt, "Deep learning closure of the navier–stokes equations for transition-continuum flows," *AIAA journal*, vol. 61, no. 12, pp. 5484–5497, 2023.
- [189] A. Hamielec, T. Hoffman, and L. Ross, "Numerical solution of the navier–stokes equation for flow past spheres: Part i. viscous flow around spheres with and without radial mass efflux," *AIChE Journal*, vol. 13, no. 2, pp. 212–219, 1967.
- [190] H. Tang, J. Rabault, A. Kuhnle, Y. Wang, and T. Wang, "Robust active flow control over a range of reynolds numbers using an artificial neural network trained through deep reinforcement learning," *Physics of Fluids*, vol. 32, no. 5, 2020.
- [191] N. Thuerey, K. Weissenow, L. Prantl, and X. Hu, "Deep learning methods for reynolds-averaged navier–stokes simulations of airfoil flows," *AIAA Journal*, vol. 58, no. 1, pp. 25–36, 2020.
- [192] J. C. Mattingly and Y. G. Sinai, "An elementary proof of the existence and uniqueness theorem for the navier–stokes equations," *Communications in Contemporary Mathematics*, vol. 1, no. 04, pp. 497–516, 1999.
- [193] C. Foias, O. Manley, R. Rosa, and R. Temam, *Navier-Stokes equations and turbulence*. Cambridge University Press, 2001, vol. 83.
- [194] R. Temam, *Navier–Stokes equations and nonlinear functional analysis*. SIAM, 1995.
- [195] H. Sohr, *The Navier-Stokes equations: An elementary functional analytic approach*. Springer Science & Business Media, 2012.
- [196] A. J. Chorin, "Numerical solution of the navier–stokes equations," *Mathematics of computation*, vol. 22, no. 104, pp. 745–762, 1968.
- [197] J. Eisenberg and P. Krühner, "On itô’s formula for semimartingales with jumps and non-c2 functions," *Statistics & Probability Letters*, vol. 184, p. 109369, 2022.
- [198] X. Guo, H. Pham, and X. Wei, "Itô’s formula for flows of measures on semimartingales," *Stochastic Processes and their applications*, vol. 159, pp. 350–390, 2023.
- [199] G. Yan and F. B. Hanson, "Option pricing for a stochastic-volatility jump-diffusion model with log-uniform jump-amplitudes," in *2006 American Control Conference*. IEEE, 2006, pp. 6–pp.
- [200] J. Xu, G. Abad, and S. Picek, "Rethinking the trigger-injecting position in graph backdoor attack," *arXiv preprint arXiv:2304.02277*, 2023.
- [201] J. Xu, R. Wang, S. Koffas, K. Liang, and S. Picek, "More is better (mostly): On the backdoor attacks in federated graph neural networks," in *Proceedings of the 38th Annual Computer Security Applications Conference*, 2022, pp. 684–698.