

A scenario for the critical fluctuations near the transition of few-bilayer films of high-temperature cuprate superconductors

M.M. Botana ^{a,b}, M.V. Ramallo^{a,b}

^a*Quantum Materials and Photonics Research Group (QMatterPhotonics),
Department of Particle Physics, University of Santiago de Compostela,
15782 Santiago de Compostela, Spain*

^b*Instituto de Materiais (iMATUS),
University of Santiago de Compostela, 15782 Santiago de Compostela, Spain*

Abstract:

We study the critical fluctuations near the resistive transition of very thin films of high-temperature cuprate superconductors composed of a number \mathcal{N} of only a few unit cells of superconducting bilayers. For that, we solve the fluctuation spectrum of a Gaussian–Ginzburg–Landau model for few-bilayers superconductors considering two alternating Josephson interlayer interaction strengths, and we obtain the corresponding paraconductivity above the transition. Then, we extend these calculations to temperatures below the transition through expressions for the Ginzburg number and Kosterlitz–Thouless-like critical region. When compared with previously available data in $\text{YBa}_2\text{Cu}_3\text{O}_{7-\delta}$ few-bilayers systems, with $\mathcal{N} = 1$ to 4, our results seem to provide a plausible scenario for their critical regime.

1 Introduction

The study of critical fluctuations near the transition temperature in high-temperature cuprate superconductors, HTSC, has attracted much interest since the discovery of these materials [1–8]. In HTSC, these critical effects are especially significant due, mainly, to the short coherence lengths and corresponding reduced-dimensionality enhancements when competing with the size of the intrinsic layered nanostructure formed by the CuO_2 superconducting planes [1–4, 9–11]. It was quite early noted that the temperature behavior of the critical fluctuations (including both critical exponents and amplitudes) could provide information about HTSC such as, e.g., the locus where superconductivity occurs, the symmetry of the pairing wave function, or the possible influence of phase fluctuations on the high value of transition temperature itself [1–13]. Today, theories and corresponding equations are available that quite satisfactorily account for the roundings near the transition of key observables, such as the electrical resistivity, in regular bulk HTSC samples, i.e., those with a macroscopic number of superconducting planes (see, e.g., [10–13]).

However, the understanding of the critical superconducting effects in very thin films of HTSC, composed of a number \mathcal{N} of only a few ($\mathcal{N} \lesssim 5$) unit cell layers of the material, is much less established. Those few-layers HTSC are today growable by a number of different techniques (usually either built on a substrate or sandwiched into heterostructures, or also obtained via surface gating) [14–25]. Experimentalists measuring the resistive transition of their few-layers HTSC have up to now focused mainly on identifying the most unambiguous feature of two-dimensionality (2D) in their samples, which happens in the T -region corresponding to the $\rho \rightarrow 0$ tail in the electrical in-plane resistivity-versus-temperature curves, $\rho(T)$. That region becomes wider and displays a characteristic exp-like divergence of the electrical conductivity, which is a landmark feature of the enlargement of the transition due to vortex–antivortex interactions famously predicted by Berezinskii [26, 27], Kosterlitz and Thouless [28] (KT) for 2D complex order parameters (and then for superconductors by, e.g., [29, 30]). However, apart from this success with the transition tail, the understanding of the whole

$\rho(T)$ transition is today still somewhat lacking. Let us now, for introductory purposes, briefly comment on what we believe are the main currently open issues, for which we will use the help of our Figure 1.

In Figure 1, we represent the $\rho(T)$ data obtained in the pioneering work of Cieplak et al. [18] in samples comprising $\mathcal{N} = 1$ to 4 unit cells of the prototypical HTSC compound $\text{YBa}_2\text{Cu}_3\text{O}_{7-\delta}$ (YBCO). Note that every unit cell of YBCO comprises two CuO_2 superconducting layers [31]. We also plot (solid lines) the best fit to the tail $\rho \rightarrow 0$ of the transition using the classical KT equation [30] $\rho^{-1} = \rho_n^{-1} + A_{\text{KT}} \exp \sqrt{\beta/(T - T_{\text{KT}})}$, being A , β and T_{KT} free parameters (and ρ_n the normal-state resistivity, i.e., the one without critical fluctuations, that in these samples is easy to obtain [18] as a linear extrapolation of the behavior of ρ at higher temperatures). As was indeed already noticed in [18], this produces an excellent agreement with the data in the lower part of the transition. In addition, the so-obtained KT transition temperature T_{KT} is in good agreement with the temperature at which the signal ceases to be ohmic, which is another distinguishing feature of the KT transition [15, 18, 30, 32]. All of this indicates that the samples are thin enough to display some 2D-like behavior.

To our knowledge, it remains to be explained why this agreement is obtained only assuming a very large variation of the KT amplitude A_{KT} with \mathcal{N} (about one order of magnitude from $\mathcal{N} = 1$ to $\mathcal{N} = 4$, see values in the caption of Figure 1).

However, even more important (and as already indicated by Cieplak et al themselves [18]), the roundings of the mid-to-upper part of the transitions do not adhere to the KT behavior. Thus, for those temperatures, an explanation in terms of different fluctuation theories, such as the Gaussian–Ginzburg–Landau (GGL) approach, seems to be necessary. In that approach, small excitations of the order parameter are considered into the GL expressions of the thermal averages, as described in detail, e.g., in [9–11, 13, 33] (or into microscopic diagrammatic approaches [34–37] with equivalent results, especially for non- s -wave pairing where anomalous Maki–Thompson contributions become negligible [11, 13, 36–38]). However, the existing GGL equations do not seem to fit these data (in contrast to their success in bulk HTSC [10–13]). This is also shown in our Figure 1: There, we use the equation due to Lawrence and Doniach [33] for the GGL fluctuation-induced conductivity in layered superconductors of macroscopic

size (i.e., infinite-layers superconductors), namely $\rho^{-1} = \rho_n^{-1} + e^2/(16\hbar d\sqrt{\varepsilon^2 + B\varepsilon})$, where d is the average interlayer distance (5.85 Å in YBCO), $\varepsilon = \ln(T/T_{\text{mf}})$, T_{mf} is a mean-field critical temperature and $B \equiv (2\xi_c(0)/d)^2$ is a constant that involves the inter-plane coherence length amplitude $\xi_c(0)$ (in all of this paper, e , \hbar and k_B are the usual physical constants). As illustrated by Figure 1 (dot-dashed line), the equation fails to continue the good fit achieved by the KT approach. (Note that, in contrast, this GGL equation does succeed in fitting this transition region in bulk, infinite-layers YBCO with $\xi_c(0) \simeq 1$ Å, as shown by various authors [10–13].) Imposing in that GGL result a 2D condition is possible by imposing $\xi_c(0) = 0$, but this also does not improve the GGL fit, as shown as well in Figure 1 (dotted line). The failure of the GGL approach for infinite-layers superconductors when applied to finite-layers samples was in fact already noted by Cieplak et al. [18] (they also explored to solve these discrepancies by testing whether critical-temperature inhomogeneities could explain them, but they demonstrated instead that a random spatial distribution of such inhomogeneities could not account for the differences; only a handpicked, difficult to justify spatially ordered distribution of inhomogeneities in series could make the infinite-layers theory agree with the data).

It seems evident, therefore, that to understand the whole resistive transition of few-layers YBCO, it is necessary to develop a GGL calculation explicitly taking into account the finiteness of their number of superconducting planes. The purpose of the present paper is to present that theoretical development and compare it with available data, so to propose what is, we believe, a rather plausible scenario for the resistive transition rounding in these systems.

Let us also note here that a first, but incomplete, attempt was presented by some of us in a past Conference Proceeding [39] in which we solved the GGL fluctuation spectrum for a limited set of few-layers cases. However, our conclusion there was that the calculation would be feasible in full only up to the three-layers case (thus only up to $\mathcal{N} = 1$ for YBCO). In contrast, in the present paper, we will show that by focusing on interlayer Josephson coupling strengths that take two alternating values (the case expected for YBCO, and in fact for all HTSC with two CuO_2 layers per unit cell [9–11, 31]), it is possible to obtain explicit expressions for a much larger, and useful, number of layers. Additionally, we will consider an extension of these results to the

important KT regime (to also explain the lower temperature region of the transition) and the inclusion of an energy cutoff (to also obtain agreement at higher temperatures).

The organization of the present paper is as follows. Section 2 is devoted to our theory calculations: in particular, in Section 2.1, we present our starting GGL model for few-bilayers HTSC and calculate its spectrum of fluctuations; then, in Section 2.2, we calculate the resulting GGL fluctuation electrical conductivity; in Section 2.3, we consider the important aspect of the temperature of crossover toward non-GGL KT-like fluctuations (i.e., the Ginzburg number) and its dependence on the number of bilayers \mathcal{N} ; in Section 2.4, we extend these results to the KT region of the fluctuations, obtaining expressions that explicitly take into account the few-bilayers effects and predict values for the effective KT amplitudes of the fluctuation conductivity; and in Section 2.5, for completeness, we discuss the effects of possible critical-temperature inhomogeneities on these theory results. Then, in Section 3, we compare these theory developments with an example of experimental data of the resistive transition of few-bilayers YBCO, for which we use the paradigmatic data of Cieplak et al. [18]. (In addition, in an Appendix, we compare our equations with data available [40] for few-bilayers $\text{Bi}_2\text{Sr}_2\text{CaCu}_2\text{O}_{8+x}$ (BSCCO).) Finally, in Section 4, we summarize some conclusions, implications and possible further research suggested by our results.

2 Calculation of the Fluctuation Electrical Conductivity of a HTSC Composed of \mathcal{N} -Bilayers in the Gaussian–Ginzburg–Landau GGL and Kosterlitz–Thouless KT-like Regimes

2.1 Spectrum of Fluctuations above the Mean-Field Critical Temperature T_{mf} for Few-Bilayers Superconductors in a Gaussian–Ginzburg–Landau (GGL) Approximation

We take as the starting point of our modelization a Ginzburg–Landau (GL) free energy functional that considers a finite number (\mathcal{N}) of layered unit cells of an HTSC having two superconducting layers per unit cell (such as YBCO, where each layer corresponds

to a CuO_2 plane). We label each of those layers with a double index jn , where $n = 1 \dots \mathcal{N}$ indicates the unit cell and $j = 1, 2$ signals the layer inside the cell. We associate a superconducting wave function ψ_{jn} to each layer. For the interlayer interactions, we adopt the same common Josephson-type coupling as the usual Lawrence–Doniach model for infinite-layers systems, but considering different intra-cell and inter-cell coupling strength constants, γ_{int} and γ_{ext} . The corresponding GL functional, in the Gaussian approximation above its transition temperature (henceforth called mean-field critical temperature and noted T_{mf} to better distinguish it from the KT vortex-antivortex temperature T_{KT} that we shall introduce later), is then:

$$\Delta F = \sum_{n=1}^{\mathcal{N}} \sum_{j=1}^2 \Delta F_{jn}^{2\text{D}} + \sum_{n=1}^{\mathcal{N}} \Delta F_n^{\text{int}} + \sum_{n=1}^{\mathcal{N}-1} \Delta F_n^{\text{ext}}. \quad (1)$$

where $\Delta F_{jn}^{2\text{D}}$, ΔF_n^{int} and ΔF_n^{ext} are contributions due to, respectively, the in-plane interactions, intra-cell interlayer interactions, and extra-cell interlayer interactions:

$$\Delta F_{jn}^{2\text{D}} = a_0 \int d^2\mathbf{r} \{ \varepsilon |\psi_{jn}|^2 + \xi_{ab}^2(0) |\nabla_{xy} \psi_{jn}|^2 \}, \quad (2)$$

$$\Delta F_n^{\text{int}} = a_0 \int d^2\mathbf{r} \gamma_{\text{int}} |\psi_{2n} - \psi_{1n}|^2, \quad (3)$$

$$\Delta F_n^{\text{ext}} = a_0 \int d^2\mathbf{r} \gamma_{\text{ext}} |\psi_{1,n+1} - \psi_{2n}|^2. \quad (4)$$

In these equations, \mathbf{r} is the in-plane coordinate, ∇_{xy} the in-plane gradient, $\xi_{ab}(0)$ is the GL amplitude of the in-plane coherence length, a_0 is the GL normalization constant and ε is the reduced temperature that we take as

$$\varepsilon = \ln (T/T_{\text{mf}}). \quad (5)$$

This choice of ε is usual when analyzing data that include the $\varepsilon \gtrsim 0.1$ temperature region well above the transition, as it usually improves the agreement with the data and is supported by the microscopic derivations of the GL equations. When $\varepsilon \lesssim 0.1$, this reduces to the limit $\varepsilon \approx (T - T_{\text{mf}})/T_{\text{mf}}$ usually found in many textbooks.

Obviously, the equilibrium (minimum ΔF) given by that functional above T_{mf} is just $\psi_{jn}^0 = 0$ (i.e., fully normal state); to obtain the critical fluctuations, we must calculate the energy of excitations $\psi_{jn} \neq 0$. For that, we apply the common approach [33] of decomposing them as fluctuation modes additive in energy by first writing the

$$\omega_{21} = 2\gamma_{\text{int}} \quad (12)$$

$$\omega_{12} = \gamma_{\text{int}} + \gamma_{\text{ext}} - \sqrt{\gamma_{\text{int}}^2 + \gamma_{\text{ext}}^2} \quad (13)$$

$$\omega_{22} = \gamma_{\text{int}} + \gamma_{\text{ext}} + \sqrt{\gamma_{\text{int}}^2 + \gamma_{\text{ext}}^2} \quad (14)$$

For $\mathcal{N}=3$:

$$\omega_{11} = 0 \quad (15)$$

$$\omega_{21} = 2\gamma_{\text{int}} \quad (16)$$

$$\omega_{12} = \gamma_{\text{int}} + \gamma_{\text{ext}} - \sqrt{\gamma_{\text{int}}^2 - \gamma_{\text{int}}\gamma_{\text{ext}} + \gamma_{\text{ext}}^2} \quad (17)$$

$$\omega_{22} = \gamma_{\text{int}} + \gamma_{\text{ext}} + \sqrt{\gamma_{\text{int}}^2 - \gamma_{\text{int}}\gamma_{\text{ext}} + \gamma_{\text{ext}}^2} \quad (18)$$

$$\omega_{13} = \gamma_{\text{int}} + \gamma_{\text{ext}} - \sqrt{\gamma_{\text{int}}^2 + \gamma_{\text{int}}\gamma_{\text{ext}} + \gamma_{\text{ext}}^2} \quad (19)$$

$$\omega_{23} = \gamma_{\text{int}} + \gamma_{\text{ext}} + \sqrt{\gamma_{\text{int}}^2 + \gamma_{\text{int}}\gamma_{\text{ext}} + \gamma_{\text{ext}}^2} \quad (20)$$

For $\mathcal{N}=4$:

$$\omega_{11} = 0 \quad (21)$$

$$\omega_{21} = 2\gamma_{\text{int}} \quad (22)$$

$$\omega_{12} = \gamma_{\text{int}} + \gamma_{\text{ext}} - \sqrt{\gamma_{\text{int}}^2 + \gamma_{\text{ext}}^2} \quad (23)$$

$$\omega_{22} = \gamma_{\text{int}} + \gamma_{\text{ext}} + \sqrt{\gamma_{\text{int}}^2 + \gamma_{\text{ext}}^2} \quad (24)$$

$$\omega_{13} = \gamma_{\text{int}} + \gamma_{\text{ext}} - \sqrt{\gamma_{\text{int}}^2 + \gamma_{\text{ext}}^2 - \sqrt{2}\gamma_{\text{int}}\gamma_{\text{ext}}} \quad (25)$$

$$\omega_{23} = \gamma_{\text{int}} + \gamma_{\text{ext}} + \sqrt{\gamma_{\text{int}}^2 + \gamma_{\text{ext}}^2 - \sqrt{2}\gamma_{\text{int}}\gamma_{\text{ext}}} \quad (26)$$

$$\omega_{14} = \gamma_{\text{int}} + \gamma_{\text{ext}} - \sqrt{\gamma_{\text{int}}^2 + \gamma_{\text{ext}}^2 + \sqrt{2}\gamma_{\text{int}}\gamma_{\text{ext}}} \quad (27)$$

$$\omega_{24} = \gamma_{\text{int}} + \gamma_{\text{ext}} + \sqrt{\gamma_{\text{int}}^2 + \gamma_{\text{ext}}^2 + \sqrt{2}\gamma_{\text{int}}\gamma_{\text{ext}}} \quad (28)$$

Let us also note that in a previous conference-proceedings paper [39], we presented a similar treatment for few-layers superconductors leading to a similar diagonalization problem that we could solve in full only up to the 3-layers case (thus only up to $\mathcal{N}=1$ in the context of this paper). What makes now our present problem explicitly diagonalizable up to, at least, $\mathcal{N}=12$ (a 24-layers case) is the alternation of the

values γ_{int} and γ_{ext} in the matrix of Equation (7). This produces factorizations in the eigenvalues equation making it explicitly solvable.

2.2 Gaussian-Ginzburg-Landau Paraconductivity $\Delta\sigma_{\text{GGL}}$

Once the GGL free energy has been obtained in terms of a fluctuation spectrum of independent fluctuation modes, it may be possible to calculate fluctuation-induced observables. In this paper, we focus on the so-called paraconductivity $\Delta\sigma$, which is defined as [10–13]

$$\Delta\sigma \equiv \rho^{-1} - \rho_n^{-1}, \quad (29)$$

where ρ is the the in-plane electrical resistivity and ρ_n is its normal-state background (i.e., the resistivity that would exist in absence of superconducting effects, that should be obtainable, e.g., by extrapolating the high-temperature behavior). From an experimenter point of view, $\Delta\sigma$ is one of the most reliable fluctuation-induced observables that may be measured in a few-bilayers HTSC (note, e.g., that the heat capacity or the magnetic moment are expected to give very low signals in so tiny samples [41, 42]). The paraconductivity in bulk HTSC has also been extensively measured and successfully accounted for in terms of GGL calculations for temperatures above T_{mf} (see, e.g., [10–13]).

Base formalisms are well-established to calculate $\Delta\sigma$ in the GGL approximation in any layered case once their interlayer spectrum is known; in particular, we will use its standard relationship with the summation of the reciprocals of $\varepsilon + \omega_{jn}$ (see, e.g., Ref. [11] for a detailed exposition rewritable with relative ease for the few-bilayers case):

$$\Delta\sigma_{\text{GGL}} = \frac{e^2}{32\hbar d\mathcal{N}} \sum_{jn} \left(\frac{1}{\varepsilon + \omega_{jn}} - \frac{1}{\varepsilon^c + \omega_{jn}} \right). \quad (30)$$

Here, $2d$ is the thickness of a layered unit cell (i.e., d is the average of the intra-cell and inter-cell interlayer distances). For the jn summation and ω_{jn} spectrum, the results obtained for each \mathcal{N} in the previous subsection are to be used. Note also that for completeness, Equation (30) includes a total-energy cutoff ε^c accounting for

the effects of short-wavelength fluctuations, which are expected to be relevant only for temperatures sufficiently above T_{mf} [4, 12, 13, 41, 43]. The corresponding result without a cutoff may be recovered simply as the $\varepsilon^c \rightarrow \infty$ limit. Analyses of $\Delta\sigma$ in bulk samples (and of other observables as well [4, 41, 43]) suggest $\varepsilon^c \sim 0.4 - 1$, that corresponds to effects of the cutoff correction basically negligible for $\varepsilon \lesssim 0.1$ (i.e., for $T - T_{\text{mf}} \lesssim 8$ K if $T_{\text{mf}} \sim 80$ K) but that begin to be appreciable for larger distances to the transition; a value of $\varepsilon^c \sim 0.6$ is also suggested by BCS-like arguments [41, 43]. (Our comparisons with data of few-bilayers HTSC in the next section are also compatible with that strength of the cutoff $\varepsilon^c \gg 0.1$, see later.)

Let us write the explicit results obtained by introducing Equations (9) to (28) into (30) for each case $\mathcal{N} = 1$ to 4. The equations are again long; to shorten them, we found it useful to introduce two auxiliary polynomials P and Q such that:

$$\Delta\sigma_{\text{GGL}} = \frac{e^2}{32\hbar d\mathcal{N}} \left[\frac{P(\varepsilon)}{Q(\varepsilon)} - \frac{P(\varepsilon^c)}{Q(\varepsilon^c)} \right]. \quad (31)$$

(The results without a cutoff may be obtained by removing the second fraction from the formula.) The explicit expressions we found for the polynomials P and Q are:

For $\mathcal{N} = 1$:

$$P(\varepsilon) = \varepsilon + \gamma_{\text{int}} , \quad (32)$$

$$Q(\varepsilon) = \varepsilon^2 + 2\varepsilon\gamma_{\text{int}} . \quad (33)$$

For $\mathcal{N} = 2$:

$$P(\varepsilon) = (4\varepsilon^3 + 12\varepsilon^2\gamma_{\text{int}} + 8\varepsilon\gamma_{\text{int}}^2) + (6\varepsilon^2 + 12\varepsilon\gamma_{\text{int}} + 4\gamma_{\text{int}}^2) \gamma_{\text{ext}} , \quad (34)$$

$$Q(\varepsilon) = (\varepsilon^4 + 4\varepsilon^3\gamma_{\text{int}} + 4\varepsilon^2\gamma_{\text{int}}^2) + (2\varepsilon^3 + 6\varepsilon^2\gamma_{\text{int}} + 4\varepsilon\gamma_{\text{int}}^2) \gamma_{\text{ext}} . \quad (35)$$

For $\mathcal{N} = 3$:

$$P(\varepsilon) = (3\varepsilon^5 + 15\varepsilon^4\gamma_{\text{int}} + 24\varepsilon^3\gamma_{\text{int}}^2 + 12\varepsilon^2\gamma_{\text{int}}^3) + (10\varepsilon^4 + 40\varepsilon^3\gamma_{\text{int}} + 48\varepsilon^2\gamma_{\text{int}}^2 + 16\varepsilon\gamma_{\text{int}}^3) \gamma_{\text{ext}} + (8\varepsilon^3 + 24\varepsilon^2\gamma_{\text{int}} + 19\varepsilon\gamma_{\text{int}}^2 + 3\gamma_{\text{int}}^3) \gamma_{\text{ext}}^2 , \quad (36)$$

$$\begin{aligned}
Q(\varepsilon) = & (\varepsilon^6 + 6\varepsilon^5\gamma_{\text{int}} + 12\varepsilon^4\gamma_{\text{int}}^2 + 8\varepsilon^3\gamma_{\text{int}}^3) + \\
& (4\varepsilon^5 + 20\varepsilon^4\gamma_{\text{int}} + 32\varepsilon^3\gamma_{\text{int}}^2 + 16\varepsilon^2\gamma_{\text{int}}^3) \gamma_{\text{ext}} + \\
& (4\varepsilon^4 + 16\varepsilon^3\gamma_{\text{int}})\gamma_{\text{ext}}^2 + (19\varepsilon^2\gamma_{\text{int}}^2 + 6\varepsilon\gamma_{\text{int}}^3) \gamma_{\text{ext}}^2 .
\end{aligned} \tag{37}$$

For $\mathcal{N} = 4$:

$$\begin{aligned}
P(\varepsilon) = & (8\varepsilon^7 + 56\varepsilon^6\gamma_{\text{int}} + 144\varepsilon^5\gamma_{\text{int}}^2 + 160\varepsilon^4\gamma_{\text{int}}^3 + 64\varepsilon^3\gamma_{\text{int}}^4) + \\
& (42\varepsilon^6 + 252\varepsilon^5\gamma_{\text{int}} + 540\varepsilon^4\gamma_{\text{int}}^2 + 480\varepsilon^3\gamma_{\text{int}}^3 + 144\varepsilon^2\gamma_{\text{int}}^4) \gamma_{\text{ext}} + \\
& (72\varepsilon^5 + 360\varepsilon^4\gamma_{\text{int}} + 616\varepsilon^3\gamma_{\text{int}}^2 + 408\varepsilon^2\gamma_{\text{int}}^3 + 80\varepsilon\gamma_{\text{int}}^4) \gamma_{\text{ext}}^2 + \\
& (40\varepsilon^4 + 160\varepsilon^3\gamma_{\text{int}} + 204\varepsilon^2\gamma_{\text{int}}^2 + 88\varepsilon\gamma_{\text{int}}^3 + 8\gamma_{\text{int}}^4) \gamma_{\text{ext}}^3 ,
\end{aligned} \tag{38}$$

$$\begin{aligned}
Q(\varepsilon) = & (\varepsilon^8 + 8\varepsilon^7\gamma_{\text{int}} + 24\varepsilon^6\gamma_{\text{int}}^2 + 32\varepsilon^5\gamma_{\text{int}}^3 + 16\varepsilon^4\gamma_{\text{int}}^4) + \\
& (6\varepsilon^7 + 42\varepsilon^6\gamma_{\text{int}} + 108\varepsilon^5\gamma_{\text{int}}^2 + 120\varepsilon^4\gamma_{\text{int}}^3 + 48\varepsilon^3\gamma_{\text{int}}^4) \gamma_{\text{ext}} + \\
& (12\varepsilon^6 + 72\varepsilon^5\gamma_{\text{int}} + 154\varepsilon^4\gamma_{\text{int}}^2 + 136\varepsilon^3\gamma_{\text{int}}^3 + 40\varepsilon^2\gamma_{\text{int}}^4) \gamma_{\text{ext}}^2 + \\
& (8\varepsilon^5 + 40\varepsilon^4\gamma_{\text{int}} + 68\varepsilon^3\gamma_{\text{int}}^2 + 44\varepsilon^2\gamma_{\text{int}}^3 + 8\varepsilon\gamma_{\text{int}}^4) \gamma_{\text{ext}}^3 .
\end{aligned} \tag{39}$$

2.3 Crossover from the Gaussian–Ginzburg–Landau GGL Regime to the Kosterlitz–Thouless KT-like Regime: Ginzburg Number for Few-Bilayers Superconductors

Up to now, we have considered the GGL approach for the fluctuations. This is perturbative on the order parameter ψ and thus is only valid for weak fluctuations. However, for temperatures sufficiently close to the transition, the divergence of fluctuations makes necessary full-critical treatments, which are nonperturbative in ψ [42, 44]. This is specially important in systems close to 2D, because the KT renormalization broadens the effective transition down to the vortex–antivortex binding temperature, T_{KT} , thus extending the size of the full-critical region [26–30]. The temperature for the crossover between the GGL regime and the full-critical one is usually estimated by the so-called Levanyuk–Ginzburg criterion, i.e., by calculating the temperature where $|\psi|^4$ contributions to the GL expansion begin to dominate the $|\psi|^2$ ones, signaling the start of the failure of the perturbation approach [42, 44]. This happens at the reduced temperature (usually called Ginzburg number Gi) at which the fluctuation

specific heat c_{fl} equates the mean field jump of the specific heat at the transition c_{jump} [42, 44]. For our present purposes, it is convenient to express this in terms of the GGL paraconductivity (that is in fact proportional to c_{fl} in the GGL approach [11, 33]) as $\Delta\sigma_{\text{GGL}}(\varepsilon = \text{Gi}) = (\pi e^2 \xi_{ab}^2(0)/4\hbar k_B) c_{\text{jump}}$. When our results for $\Delta\sigma_{\text{GGL}}$ in few-bilayers HTS are introduced in this condition, we obtain:

$$\frac{P(\text{Gi})}{\mathcal{N}Q(\text{Gi})} = \frac{8\pi d \xi_{ab}^2(0) c_{\text{jump}}}{k_B}. \quad (40)$$

For simplicity, we used in this equation $\varepsilon^c \rightarrow \infty$, as the effect of this parameter is expected to be negligible close to the transition. The P and Q polynomial functions for each of the \mathcal{N} values are the same as defined in the previous subsection. Note that c_{jump} is not expected to depend on \mathcal{N} in our functional, and therefore, these polynomials determine the dependence on \mathcal{N} of Gi . The equation itself is implicit, but it is very easy to solve it numerically with current computers.

Let us note already here that this dependence of Gi with \mathcal{N} will be an important ingredient in our account of the experimental data in few-bilayers YBCO in Section 3, both because it affects the quality of the fits and because it will allow us to explain the seemingly anomalous dependence with \mathcal{N} of the critical amplitudes of the paraconductivity in the KT-like region, which has been to our knowledge unexplained until now (see later).

2.4 Kosterlitz–Thouless Paraconductivity $\Delta\sigma_{\text{KT}}$

Closer to the transition than $\varepsilon = \text{Gi}$, the fluctuations are expected to be full-critical and dominated by the KT vortex–antivortex correlations and corresponding shift of the critical divergences from T_{mf} down to a new KT transition temperature T_{KT} .

A summary of different attempts to extend the KT theory to infinite-layers superconductors is given, e.g., by Fischer in [32] (note that the KT theory was originally formulated for purely 2D systems; no equivalent efforts exist, to our knowledge, to extend it for the finite-layers case). As shown in Ref. [32], different authors have

proposed routes of extension leading to somewhat different renormalization results, but quite ample consensus exists in that the relevant temperature dependence of the superconducting coherence length remains as in 2D:

$$\xi_{ab\text{KT}}(T) \propto \exp \sqrt{\frac{b_0(T_{\text{mf}} - T_{\text{KT}})}{T - T_{\text{KT}}}}. \quad (41)$$

(except when the number of strongly coupled layers forms a set of thickness larger than the vortex coherence length, which is a limit not relevant to our few-layers case) [32]. In this expression, b_0 is a positive constant, and the proportionality constant is to be determined from continuity with the GGL regime [30,32]. It will be convenient for us to re-express Equation (41) by stating that the usual reduced temperature $\varepsilon = \ln(T/T_{\text{mf}})$ has to be replaced by a new expression:

$$\varepsilon_{\text{KT}} = \varepsilon_{\text{KT}}(0) / \exp \sqrt{\frac{4b_0(T_{\text{mf}} - T_{\text{KT}})}{T - T_{\text{KT}}}}. \quad (42)$$

where the proportionality constant needed for continuity of the coherence length at $\varepsilon = \varepsilon_{\text{KT}} = \text{Gi}$ is:

$$\varepsilon_{\text{KT}}(0) = \text{Gi} \exp \sqrt{\frac{4b_0(T_{\text{mf}} - T_{\text{KT}})}{T_{\text{mf}} \exp(\text{Gi}) - T_{\text{KT}}}}. \quad (43)$$

Note that with these expressions it is now also $\xi_{ab\text{KT}}(T) = \xi_{ab}(0)\varepsilon_{\text{KT}}^{-1/2}$.

The paraconductivity $\Delta\sigma_{\text{KT}}$ in the KT regime of a purely 2D system (i.e., one single layer) has been calculated by, e.g., Halperin and Nelson (HN) in [30]. Their proposed equation is the well-known expression $\Delta\sigma_{\text{KT}} = A_{\text{KT}} \exp \sqrt{4b_0(T_{\text{mf}} - T_{\text{KT}})/(T - T_{\text{KT}})}$, which is used in numerous fits to very thin films of cuprates in the tail of the transition (see our Introduction) taking A_{KT} and $4b_0(T_{\text{mf}} - T_{\text{KT}})$ as fitting parameters (and sometimes also T_{KT}). As pointed out by HN [30], a different view of their result for $\Delta\sigma_{\text{KT}}$ is that the GGL expression may be used in the KT regime, but only once the KT temperature dependence for the coherence length is substituted in it. We will apply the same rule to our finite-layered case to write:

$$\Delta\sigma_{\text{KT}} = \frac{e^2}{32\hbar d\mathcal{N}} \frac{P(\varepsilon_{\text{KT}})}{Q(\varepsilon_{\text{KT}})}, \quad (44)$$

which is in correspondence with our Equation (31) in the limit $\varepsilon^c \rightarrow \infty$ (that may be used in the KT regime for simplicity and because the effects of ε^c are expected to be negligible so close to the transition).

It is relevant to mention here that our proposed equation no longer contains a free amplitude parameter A_{KT} as often employed when fitting the classical 2D, one-layer result. This freedom has been removed by the consistency condition of continuity with the GGL fluctuations (in other words, by the constraint of Equation (43)).

2.5 Effective Medium Approximation for the Effects of T_{mf} Inhomogeneities

When analyzing real experimental data of the critical effects in HTSC (as we do in the next section), it is mandatory to explore whether the effects of critical temperature inhomogeneities may be affecting the data. This is mainly because of the non-stoichiometric character of HTSC together with the fact that their critical temperatures change with the composition (and the corresponding carrier density) [45]. As any non-stoichiometric compound may have local random variations of composition, also random local inhomogeneities of T_{mf} may be suspected. It is customary [46–48] to take into account the possible effects of the random inhomogeneities by using the effective medium approximation (EMA) [49], which for the convenience of the reader, we summarize here. The EMA gives the $\Delta\sigma$ of the inhomogeneous system as an implicit equation to be solved numerically [49]:

$$\int_{-\infty}^{\infty} \frac{\Delta\sigma_{\text{hom}}(T_{\text{mf}} + \tau) - \Delta\sigma}{\Delta\sigma_{\text{hom}}(T_{\text{mf}} + \tau) + 2\Delta\sigma} \exp\left[\frac{-\tau^2}{(\delta T_{\text{mf}}/\sqrt{\ln 2})^2}\right] \frac{d\tau}{\delta T_{\text{mf}}} = 0, \quad (45)$$

where $\Delta\sigma_{\text{hom}}(T_{\text{mf}} + \tau)$ is the paraconductivity of a homogeneous system (i.e., the equations described in the previous subsection) but calculated with a mean-field critical temperature equal to $T_{\text{mf}} + \tau$ (and KT temperature $T_{\text{KT}} + \tau$) (we take here the quantity $T_{\text{mf}} - T_{\text{KT}}$ constant, so that T_{KT} inhomogeneities mimic the ones in T_{mf} ; we found this to be sufficient to explain the data without the need of transforming Equation (45) into a double integration.) Note that this integration variable τ runs in Equation (45) as a Gaussian random distribution of critical temperature deviations with half-width at half-maximum δT_{mf} . The equation also assumes a 2D geometry. As is well known, Ref. [49] shows that the main effect of the EMA averaging is basically to smooth the predictions of the resistive transition in a vicinity of size $\sim\delta T_{\text{mf}}$ around the transition T_{mf} . Outside of that window (usually small, see below), the effects are quite negligible.

3 Analysis of Experimental Data

In order to compare with some experimental data our proposals of a possible theoretical scenario for the fluctuations in few-bilayers HTSC, we have chosen the pioneering data of Cieplak et al. [18] obtained in the paradigmatic HTSC compound $\text{YBa}_2\text{Cu}_3\text{O}_{7-\delta}$ (YBCO). Cieplak et al.'s films consist of \mathcal{N} unit cell films of YBCO sandwiched into nonsuperconducting material (many-layers $\text{PrBa}_2\text{Cu}_3\text{O}_{7-\delta}$ bottom support and top cover), with samples from the $\mathcal{N} = 1$ up to $\mathcal{N} = 4$ cases. We found that [18] reports in a particularly explicit way the experimental data needed for our comparisons.

Another advantage of the data by Cieplak et al. in relation to our analyses is that the background (ρ_n) subtraction is one of the most unambiguous among the reported measurements in few-bilayers HTSC. This is because they explicitly measure the $\text{PrBa}_2\text{Cu}_3\text{O}_{7-\delta}$ contributions and subtract them from the $\text{YBa}_2\text{Cu}_3\text{O}_{7-\delta}$ subsystem, and because the latter happens to present well above the transition a linear-in- T behavior of the resistivity [18]. This allows a quite reliable ρ_n determination (by just doing a linear fit to the data above $1.5T_{\text{inflect}}$, where T_{inflect} is inflection temperature at the transition, i.e., the one at which $d\rho/dT$ is maximum).

Before doing a full comparison of our equations with these data, we performed first the common step of fitting the very lower tail of the $\rho(T) \rightarrow 0$ limit (that is known to follow the KT-type theories quite well) just using [18, 30]

$$\left(\frac{d \ln \rho}{dT}\right)^{-2/3} = \frac{T - T_{\text{KT}}}{\sqrt[3]{b_0(T_{\text{mf}} - T_{\text{KT}})}}. \quad (46)$$

The right-hand side of this equation is the result given by the classical, one-plane KT equation by Halperin and Nelson [30]. Its main advantage is that it produces a simple linear fit, which is very unambiguous in its estimate of the two constants T_{KT} and $b_0(T_{\text{mf}} - T_{\text{KT}})$. Importantly, this fit leads [15, 18] to a T_{KT} value in excellent phenomenological agreement with the appearance of the non-ohmic voltage-current behavior $V \propto I^3$ expected to occur at the KT transition. We take this value, therefore, as a solid constraint for the T_{KT} to be used in our comparisons (it also produces a value of $b_0(T_{\text{mf}} - T_{\text{KT}})$ that we used as first estimate for further refinements in our more complete fits).

We also impose other physical constraints to our parameter values when comparing our equations to the data: in addition to fixing the mentioned T_{KT} , we impose that the values obtained for the Ginzburg number Gi for each \mathcal{N} are consistent among them; this is equivalent (see Equation (40)) to requiring the same value of $\xi_{ab}^2(0)c_{\text{jump}}$ for all the samples. We also require the values of b_0 , γ_{int} , γ_{ext} and ε^c to not vary more than a factor of two from sample to sample. In addition, we require the values of γ_{int} and γ_{ext} in each sample to be compatible with the estimates [11–13] of the c -direction GL coherence length amplitude $\xi_c(0) = 1.0 \text{ \AA} \pm 20\%$ available for bulk $\text{YBa}_2\text{Cu}_3\text{O}_{7-\delta}$ from fluctuation measurements (for equations relating γ_{int} and γ_{ext} with $\xi_c(0)$ in bulk HTSC, see [10] or [11]). Finally, we tried to use for δT_{mf} the minimum value compatible with the data near the temperature T_{mf} , i.e., we tried to consider the smallest amount of inhomogeneities reasonably compatible with the data (to make the effects of the finiteness of the layered structure more visible, and even though increasing somewhat δT_{mf} could nominally improve for some samples the quality of the fit near T_{mf}).

The results of our comparisons are shown in Figures 2 and 3, and the resulting parameter values are given in Table 1. Figure 2 illustrates the overall excellent agreement obtained with the $\rho(T)$ transition curves for all the studied \mathcal{N} cases. This agreement includes not only the KT-like region of the fluctuations but, importantly, also the GGL region (upper part of the transition). In Figure 3, we draw the representation that is more usual in the literature when studying $\Delta\sigma$ above the transition ($\Delta\sigma$ vs. ε in log-log axes); it may be seen that the agreement is also excellent in this sensitive representation.

It is also notable that the good agreement in the KT-like region is achieved although our formulae do not include a free amplitude parameter for $\Delta\sigma_{\text{KT}}$ (as already mentioned, in our approach, the consistency condition of the GGL and KT expressions reduces this degree of freedom in the analysis; in particular, the dependence of the Ginzburg number Gi on \mathcal{N} is the main factor determining the amplitude of $\Delta\sigma_{\text{KT}}$). To further explore this aspect, let us define an “effective one-layer KT amplitude”, A_{KTeff} , as the amplitude necessary in the $\Delta\sigma_{\text{KT}}$ equations of one-layer superconductors to reproduce our few-bilayers results at a given reference point, that we take as $\varepsilon = \text{Gi}$. Our results in Figures 2 and 3 and Table 1 lead, for $\mathcal{N} = 1$ to 4, respectively, to $A_{\text{KTeff}} \simeq 800, 5500, 7000, 8000 (\Omega\text{m})^{-1}$. These numbers are within about 15% the ones from the fits using the one-plane KT equation with a totally free amplitude parameter (see

our Introduction and the caption of Figure 1). This also includes the one-order-of-magnitude difference between $\mathcal{N} = 1$ and $\mathcal{N} = 4$, and it confirms both the plausibility of our proposed scenario and its usefulness to better understand the KT-like region.

In Table 1, it may be observed that the Ginzburg number Gi increases as \mathcal{N} decreases (so that the largest full-critical region above T_{mf} is the one of $\mathcal{N} = 1$, as it also happens with the full-critical region below T_{mf}). Note also that Gi is for $\mathcal{N} = 4$ already close to the ~ 0.01 value usually found for bulk YBCO near optimal doping [11, 44].

We found the fit to be quite sensitive to the value of the ratio $\gamma_{int}/\gamma_{ext}$, which converges for all \mathcal{N} to a value $\simeq 30$. In bulk, infinite-layers YBCO samples, the analyses of $\Delta\sigma$ do not really distinguish much [11] between $\gamma_{int}/\gamma_{ext} = 1$ and 30 or even ~ 100 (as the differences are within the experimental uncertainties in $\Delta\sigma$), but the present analyses of the few-bilayers samples seem to open a way for a more strict determination for that ratio.

The shadowed bands in Figure 2 are the temperature regions from $T_{mf} - \delta T_{mf}$ up to $T_{mf} + \delta T_{mf}$, i.e., the ones affected by the EMA-averaging of T_{mf} -inhomogeneities. Let us note that increasing somewhat the employed dispersions δT_{mf} could improve the agreement with the data around these bands. However, this would make less visible the effects of our few-layers considerations, which are the main focus of this paper. Note that our δT_{mf} values in Table 1 are comparable with the ones usually found in the best bulk YBCO samples near optimal doping, i.e., the theory does not require anomalously large δT_{mf} values to explain the data, even for $\mathcal{N} = 1$ (contrarily to the statement in this regard by Cieplak et al. [18] in their early work, which is caused by their use of the infinite-layers theory).

In an Appendix we briefly summarize a similar comparison of our equations with available data [40] in few-bilayers films of the HTSC compound $\text{Bi}_2\text{Sr}_2\text{CaCu}_2\text{O}_{8+x}$ (BSCCO).

4 Conclusions: Some Implications and Open Aspects

To sum up, we have studied the critical fluctuations near the resistive transition of very thin films of high-temperature cuprate superconductors composed of a number \mathcal{N} of only a few unit cells of superconducting bilayers. For that, we explicitly solved the fluctuation spectrum of a Gaussian–Ginzburg–Landau model for few-bilayers superconductors, considering two alternating Josephson interlayer interaction strengths. We then obtained the corresponding explicit expressions for the paraconductivity $\Delta\sigma$ above the mean-field transition temperature, T_{mf} , for various values of \mathcal{N} . We also obtained expressions, within the same modelization, for the crossover from the Gaussian regime to the Kosterlitz–Thouless–type full-critical regime of the fluctuations by calculating the Ginzburg number Gi and its dependence on \mathcal{N} . We also proposed expressions for $\Delta\sigma$ in the KT-like regime that are coherent with that crossover.

We then compared these theory results with available data in $\text{YBa}_2\text{Cu}_3\text{O}_{7-\delta}$ few-bilayers systems with $\mathcal{N} = 1$ to 4, for which we have used the paradigmatic data reported by Cieplak et al in Ref. [18]. That comparison leads to a good agreement that extends over a significantly larger temperature region than previous theory scenarios based on either one-layer or infinite-layers models. It also justifies the seemingly anomalous critical amplitudes of the paraconductivity in the KT-like region. Available data in few-bilayers $\text{Bi}_2\text{Sr}_2\text{CaCu}_2\text{O}_{8+x}$ [40] also display agreement with our proposed equations.

In addition to their interest in understanding the critical phenomena in few-bilayers HTSC, these results may be also useful to better understand some general characteristics of the pairing in these superconductors. For instance, they suggest that the locus of the superconducting wavefunction is each CuO_2 individual plane (rather than structureless biplanes) in line with the considerations about the role of interlayer interactions in the pairing energy balances by, e.g., Refs. [31, 50–52]. They also support the relevance of the phase fluctuations in the tail of the transition and thus its influence on the verification of the Uemura plot in HTSC [1–5, 53], while above the transition, both phase and amplitude fluctuations coexist [1, 2, 5, 31, 52].

In addition, our results suggest some aspects that would merit additional research in the future. For instance, we could study in few-bilayer HTSC the fluctuation effects in other properties, such as in magnetoresistivity, magnetic susceptibility or the specific heat. The two later would present the useful theory advantage of its fluctuation roundings being basically proportional to $\Delta\sigma$ in the GGL regime [10, 11, 39], but to our knowledge, the fluctuation effects in them have not been measured up to now in very thin films above T_{mf} because of the smallness of the samples (for the associated experimental problems, see, e.g., Ref. [54]).

It would be also interesting to extend these studies to Fe-based superconductors. They are also layered and present a broad range of anisotropies and interlayer–interaction strengths. Note that few-layer films have been already created for at least the

122 pnictide [55] and FeSe [56] families, and they should be possible for the 1111 pnictide family [57, 58] (for a review, see [59]; also, single-crystals of the 1111 family could be viewed as heterostructures at the atomic limit [60]). We also emphasize that for studying few-layer Fe-based superconductors, it would be crucial to extend our present calculations with multiband effects by considering multicomponent intercoupled order parameters [61, 62]. In addition, in some cases, interface superconductivity states may be important, as in the outer layers of the Fe(Se,Te)-type superconductors [63, 64].

Author contributions: Conceptualization, M.V.R.; Investigation, M.M.B. and M.V.R.; Writing—original draft, M.M.B. and M.V.R. All authors have read and agreed to the published version of the manuscript.

Acknowledgements: This work was supported by the Agencia Estatal de Investigación (AEI) and Fondo Europeo de Desarrollo Regional (FEDER) through project PID2019-104296GB-100, by Xunta de Galicia (grant GRC number ED431C 2018/11) and iMATUS (2021 internal project RL3). MMB was supported by Ministerio de Universidades of Spain through the National Program FPU (Grant Number FPU19/05266).

Abbreviations: The following abbreviations are used in this manuscript:

2D	two-dimensional
BCS	Bardeen–Cooper–Schieffer
GGL	Gaussian–Ginzburg–Landau
GL	Ginzburg–Landau
HN	Halperin–Nelson
HTSC	high-temperature superconducting cuprates
KT	Kosterlitz–Thouless
LD	Lawrence–Doniach
PBCO	$\text{PrBa}_2\text{Cu}_3\text{O}_{7-\delta}$
YBCO	$\text{YBa}_2\text{Cu}_3\text{O}_{7-\delta}$
BSCCO	$\text{Bi}_2\text{Sr}_2\text{CaCu}_2\text{O}_{8+x}$

References

- [1] Emery, V.J.; Kivelson, S.A. Importance of phase fluctuations in superconductors with small superfluid density. *Nature* **1995**, *374*, 434–437.
- [2] Franz, M. Superconductivity: Importance of fluctuations. *Nat. Phys.* **2007**, *3*, 686–687.
- [3] Li, L.; Wang, Y.; Komiya S.; Ono, S.; Ando, Y.; Gu, G.D.; Ong, N.P. Diamagnetism and Cooper pairing above T_c in cuprates. *Phys. Rev. B* **2010**, *81*, 054510.
- [4] Rey, R.I.; Ramos-Álvarez A.; Mosqueira J.; Ramallo M.V.; Vidal F. Comment on “Diamagnetism and Cooper pairing above in cuprates”. *Phys. Rev. B* **2013**, *87*, 056501 .
- [5] Rullier-Albenque, F.; Alloul, H.; Tourbot, R. Influence of pair breaking and phase fluctuations on disordered high- T_c cuprate superconductors. *Phys. Rev. Lett.* **2003**, *91*, 047001.
- [6] Varma, C.M.; Quantum-critical fluctuations in 2D metals: Strange metals and superconductivity in antiferromagnets and in cuprates. *Rep. Prog. Phys.* **2016**, *79*, 082501.

- [7] Auvray, N.; Loret, B.; Benhabib, S.; Cazayous, M.; Zhong, R.D.; Schneeloch, J.; Gu, G.D.; Forget, A.; Colson, D.; Paul, I.; et al. Nematic fluctuations in the cuprate superconductor $\text{Bi}_2\text{Sr}_2\text{CaCu}_2\text{O}_{8+\delta}$. *Nat. Comm.* **2019**, *10*, 5209.
- [8] Michon, B.; Girod, C.; Badoux, S.; Kačmarčík, J.; Ma, Q.; Dragomir, M.; Dabkowska, H.A.; Gaulin, B.D.; Zhou, J.-S.; Pyon, S.; et al. Thermodynamic signatures of quantum criticality in cuprate superconductors. *Nature* **2019**, *567*, 218–222.
- [9] Baraduc, C.; Buzdin, A.I. Fluctuations in layered superconductors—Different inter-plane coupling and effect on the London penetration depth. *Phys. Lett. A* **1992**, *171*, 408–414.
- [10] Klemm, R.A. Phenomenological model of the copper oxide superconductors. *Phys. Rev. B* **1990**, *41*, 2073.
- [11] Ramallo M.V.; Pomar A.; Vidal, F. In-plane paraconductivity and fluctuation-induced magnetoconductivity in biperiodic layered superconductors: Application to $\text{YBa}_2\text{Cu}_3\text{O}_{7-\delta}$. *Phys. Rev. B* **1996**, *54*, 4341.
- [12] Viña, J.; Campá, J.A.; Carballeira, C.; Currás, S.R.; Maignan, A.; Ramallo, M.V.; Rasines, I.; Veira, J.A.; Wagner, P.; Vidal, F. Universal behavior of the in-plane paraconductivity of cuprate superconductors in the short-wavelength fluctuation regime. *Phys. Rev. B* **2002**, *65*, 212509.
- [13] Puica, I.; Lang, W. Critical fluctuation conductivity in layered superconductors in a strong electric field. *Phys. Rev. B* **2003**, *68*, 054517.
- [14] Terashima, T.; Shimura, K.; Bando, Y.; Matsuda, Y.; Fujiyama, A.; Komiyama, S. Superconductivity of one-unit-cell thick $\text{YBa}_2\text{Cu}_3\text{O}_{7-\delta}$ thin film. *Phys. Rev. Lett.* **1991**, *67*, 1362.
- [15] Matsuda, Y.; Komiyama, S.; Terashima, T.; Shimura, K.; Bando Y. Disappearance of Hall resistance in one-unit-cell-thick $\text{YBa}_2\text{Cu}_3\text{O}_{7-\delta}$: Evidence of free vortex-antivortex excitation. *Phys. Rev. Lett.* **1992**, *69*, 3228.
- [16] Fischer, Ø.; Brunner, O.; Antognazza, L.; Triscone, J.-M.; Miéville, L.; Karkut, M.G.; van der Linden, P.; Perenboom, J.A.A.J. Anisotropic magnetotransport in high temperature superconductor multilayers. *Physica B* **1992**, *177*, 87–93.

- [17] Fischer, Ø.; Brunner, O.; Antognazza, L.; Miéville, L.; Triscone, J.-M. Investigation of superlattices and ultrathin layers made from HTS cuprates. *Phys. Scr.* **1992**, *1992*, 46.
- [18] Cieplak, M.Z.; Guha, S.; Vadlamannati, S.; Giebultowicz, T.; Lindenfeld P. Origin of the T_c depression and the role of charge transfer and dimensionality in ultrathin $Y_1Ba_2Cu_3O_{7-\delta}$. *Phys. Rev. B* **1994**, *50*, 12876.
- [19] Triscone, J.-M.; Frauchiger, L.; Decroux, M.; Miéville, L.; Fischer, Ø. Growth and structural properties of epitaxial $Pb(Zr_xTi_{1-x})O_3$ films and $Pb(Zr_xTi_{1-x})O_3$ -cuprate heterostructures. *J. Appl. Phys.* **1996**, *79*, 4298–4305.
- [20] Prieto, P.; Vivas, P.; Campillo, G.; Baca, E.; Castro, L.F.; Varela, M.; Ballesteros, C.; Villegas, J.E.; Arias, D.; Leon, C.; et al. Magnetism and superconductivity in $La_{0.7}Ca_{0.3}MnO_3/YBa_2Cu_3O_{7-\delta}$ superlattices. *J. Appl. Phys.* **2001**, *89*, 8026–8029.
- [21] Przyslupski, P.; Komissarov I.; Paszkowicz, W.; Dluzewski, P.; Minikayev, R.; Sawicki, M. Magnetic properties of $La_{0.67}Sr_{0.33}MnO_3/YBa_2Cu_3O_7$ superlattices. *Phys. Rev. B* **2004**, *69*, 134428.
- [22] Bollinger, A.T.; Dubuis, G.; Yoon, J.; Pavuna, D.; Misewich, J.; Božović, I. Superconductor–insulator transition in $La_{2-x}Sr_xCuO_4$ at the pair quantum resistance. *Nature* **458–460**, *2011*, 472.
- [23] Sen, K.; Marsik, P.; Das, S.; Perret, E.; de Andrés Prada, R.; Alberca, A.; Biškup, N.; Varela, M.; Bernhard C. Superconductivity and charge-carrier localization in ultrathin $La_{1.85}Sr_{0.15}CuO_4/La_2CuO_4$ bilayers. *Phys. Rev. B* **2017**, *95*, 214506.
- [24] Brun C.; Cren, T.; Roditchev, D. Review of 2D superconductivity: The ultimate case of epitaxial monolayers. *Supercond. Sci. Technol.* **2017**, *30*, 013003.
- [25] Huang, Y.; Pan, Y.H.; Yang, R.; Bao, L.H.; Meng, L.; Luo, H.L.; Cai, Y.Q.; Liu, G.D.; Zhao, W.J.; Zhou, Z.; et al. Universal mechanical exfoliation of large-area 2D crystals. *Nat. Commun.* **2020**, *11*, 2453.
- [26] Berezinskii, V.L. Destruction of long-range order in one-dimensional and two-dimensional systems having a continuous symmetry group I. Classical systems. *Sov. Phys. JETP* **1971**, *32*, 493–500.

- [27] Berezinskii, V.L. Destruction of Long-range Order in One-dimensional and Two-dimensional Systems Possessing a Continuous Symmetry Group. II. Quantum Systems. *Sov. Phys. JETP* **1972**, *34*, 610–616.
- [28] Kosterlitz, J.M.; Thouless, D. Ordering, metastability and phase transitions in two-dimensional systems. *J. Phys. C Solid State Phys.* **1973**, *6*, 1181.
- [29] Doniach, S.; Huberman, B.A. Topological Excitations in Two-Dimensional Superconductors. *Phys. Rev. Lett.* **1979**, *42*, 1169.
- [30] Halperin, B.I.; Nelson, D.R. Resistive Transition in Superconducting Films. *J. Low Temp. Phys.* **1979**, *36*, 599–616.
- [31] Leggett, A.J. What DO we know about high T_c ? *Nat. Phys.* **2006**, *2*, 134–136.
- [32] Fischer, K.H. Kosterlitz-Thouless transition in layered high- T_c superconductors. *Physica C* **1993**, *210*, 179–187.
- [33] Lawrence, W.E.; Doniach, S. Theory of layer structure, superconductors. In Proceedings of the 12th International Conference on Low Temperature Physics, Kyoto, Japan, 4–10 September 1971; p. 361.
- [34] Aslamazov, L.G.; Larkin, A.I. The influence of fluctuation pairing of electrons on the conductivity of normal metal. *Phys. Lett. A* **1968**, *26*, 238–239.
- [35] Hikami, S.; Larkin, A.I. Magnetoresistance of high temperature superconductors. *Mod. Phys. Lett. B* **1988**, *2*, 693–698.
- [36] Maki, K. The critical fluctuation of the order parameter in type-II superconductors. *Prog. Theor. Phys. (Kyoto)* **1968**, *39*, 897–906.
- [37] Thompson, R.S. Microwave, flux flow, and fluctuation resistance of dirty type-II superconductors. *Phys. Rev. B* **1970**, *1*, 327.
- [38] Yip, S.K. Fluctuations in an impure unconventional superconductor. *Phys. Rev. B* **1990**, *41*, 2612.
- [39] Viz, A.S.; Botana, M.M.; Verde, J.C.; Ramallo, M.V. Dimensional crossovers in the Gaussian critical fluctuations above T_c of two-layer and three-layer superconductors. *SN Appl. Sci.* **2022**, *4*, 175.

- [40] Zhao, S.Y.F.; Poccia N.; Panetta, M.G.; Yu, C.; Johnson, J.W.; Yoo, H.; Zhong R.; Gu, G.D.; Watanabe, K.; Taniguchi, T.; et al. Sign-reversing Hall effect in atomically thin high-temperature $\text{Bi}_{2.1}\text{Sr}_{1.9}\text{CaCu}_{2.0}\text{O}_{8+\delta}$ superconductors. *Phys. Rev. Lett.* **2019**, *122*, 247001.
- [41] Mosqueira, J.; Ramallo, M.V. ; Currás, S.R. ; Torrón, C. ; Vidal, F. Fluctuation-induced diamagnetism above the superconducting transition in MgB_2 . *Phys. Rev. B* **2002**, *65*, 174522.
- [42] Loram, J.W.; Cooper, J.R.; Wheatley, J.M.; Mirza, K.A.; Liu R.S. Critical and Gaussian fluctuation effects in the specific heat and conductivity of high- T_c superconductors. *Philos. Mag. B* **1992**, *65*, 1405–1417.
- [43] Carballeira, C.; Mosqueira, J.; Ramallo, M.V.; Veira, J.A.; Vidal, F. Fluctuation-induced diamagnetism in bulk isotropic superconductors at high reduced temperatures. *J. Phys. Condens. Matter* **2001**, *13*, 9271.
- [44] Ramallo, M.V.; Vidal, F. On the width of the full-critical region for thermal fluctuations around the superconducting transition in layered superconductors. *Europhys. Lett.* **1997**, *39*, 177.
- [45] Barišić, N.; Chan, M.C.; Li, Y.; Yu, G.; Zhao, X.; Dressel, M.; Smontara, A.; Greven, M. Universal sheet resistance and revised phase diagram of the cuprate high-temperature superconductors. *Proc. Natl. Acad. Sci. USA* **2013**, *110*, 12235.
- [46] Caprara, S.; Grilli, M.; Benfatto, L.; Castellani, C. Effective medium theory for superconducting layers: A systematic analysis including space correlation effects. *Phys. Rev. B* **2011**, *84*, 014514.
- [47] Baity, P.G.; Shi, X.; Shi Z.; Benfatto L.; Popović, D. Effective two-dimensional thickness for the Berezinskii-Kosterlitz-Thouless-like transition in a highly underdoped $\text{La}_{2-x}\text{Sr}_x\text{CuO}_4$. *Phys. Rev. B* **2016**, *93*, 024519.
- [48] Pomar, A.; Ramallo, M.V.; Maza, J.; Vidal, F. Measurements of the fluctuation-induced magnetoconductivity in the a-direction of an untwinned $\text{Y}_1\text{Ba}_2\text{Cu}_3\text{O}_{7-\delta}$ single-crystal in the weak magnetic-field limit. *Physica C* **1994**, *225*, 287–293.
- [49] Maza, J.; Vidal, F. Critical-temperature inhomogeneities and resistivity rounding in copper oxide superconductors. *Phys. Rev. B* **1991**, *43*, 10560.

- [50] Anderson, P.W. *c*-axis electrostatics as evidence for the interlayer theory of high-temperature superconductivity. *Science* **1998**, *279*, 1196–1198.
- [51] Leggett, A.J. Cuprate superconductivity: Dependence of T_c on the *c*-axis layering structure. *Phys. Rev. Lett.* **1999**, *83*, 392.
- [52] Ramallo, M.V. On the energy saved by interlayer interactions in the superconducting state of cuprates. *EPL* **2004**, *65*, 249.
- [53] Uemura, Y.J.; Luke, G.M.; Sternlieb, B.J.; Brewer, J.H.; Carolan, J.F.; Hardy, W.; Kadono, R.; Kempton, J.R.; Kiefl, R.F.; Kreitzman, S.R.; et al. Universal correlations between T_c and n_s/m^* (carrier density over effective mass) in high- T_c cuprate superconductors. *Phys. Rev. Lett.* **1989**, *62*, 2317–2320.
- [54] Cotón, N.; Mercey, B.; Mosqueira, J.; Ramallo, M.V.; Vidal, F. Synthesis from separate oxide targets of high quality $\text{La}_{2-x}\text{Sr}_x\text{CuO}_4$ thin films and dependence with doping of their superconducting transition width. *Supercond. Sci. Technol.* **2013**, *26*, 075011.
- [55] Lee, S.; Tarantini, C.; Gao, P.; Jiang, J.; Weiss, J.D.; Kametani, F.; Folkman, C.M.; Zhang, Y.; Pan, X.Q.; Hellstrom, E.E.; et al. Artificially engineered superlattices of pnictide superconductors. *Nat. Mater.* **2013**, *12*, 392–396.
- [56] Deng, L.Z.; Lv, Z.; Wu, Z.; Xue, Y.Y.; Zhang, W.H.; Li, F.S.; Wang, L.L.; Ma, X.C.; Xue, Q.K.; Chu, C.W. Meissner and mesoscopic superconducting states in 1–4 unit-cell FeSe films. *Phys. Rev. B* **2014**, *90*, 214513.
- [57] Haindl, S.; Kitzum, M.; Kauffman, A.; Nenkov, K.; Kozlova, N.; Freudenberger, J.; Thersleff, T.; Hänisch, J.; Werner, J., Reich, E.; et al. High Upper Critical Fields and Evidence of Weak-Link Behavior in Superconducting $\text{LaFeAsO}_{1-x}\text{F}_x$ Thin Films *Phys. Rev. Lett.* **2010**, *104*, 077001.
- [58] Matsumoto, J.; Hanzawa, K.; Sasase, M.; Haindl, S.; Katase, T.; Hiramatsu, H.; Hosono, H. Superconductivity at 48 K of heavily hydrogen-doped SmFeAsO epitaxial films grown by topotactic chemical reaction using CaH_2 . *Phys. Rev. Mater.* **2019**, *3*, 103401.

- [59] Katase, T. High-critical temperature iron-based superconductor epitaxial films for expanding the potential applications. *Supercond. Sci. Technol.* **2022**, *35*, 120502.
- [60] Ricci, A.; Poccia, N.; Ciasca, G.; Fratini, M.; Bianconi, A. The Microstrain-Doping Phase Diagram of the Iron Pnictides: Heterostructures at Atomic Limit. *J. Supercond. Nov. Magn.* **2009**, *22*, 589–593.
- [61] Laad, M.S.; Craco, L. Theory of Multiband Superconductivity in Iron Pnictides *Phys. Rev. Lett.* **2009**, *103*, 017002.
- [62] Stanev, V; Kang, J.; Tesanovic, Z. Spin fluctuation dynamics and multiband superconductivity in iron pnictides *Phys. Rev. B* **2008**, *78*, 184509.
- [63] He, Q.L.; Liu, H.; He, M.; Lai, Y.H.; He, H.; Wang, G.; Law, K.T.; Lortz, R.; Wang, J.; Sou I.K. Two-dimensional superconductivity at the interface of a $\text{Bi}_2\text{Te}_3/\text{FeTe}$ heterostructure *Nat. Commun.* **2014**, *5*, 4247.
- [64] Qiu W.; Ma, Q.; Ma, Z.; Tang, J.; Sang, L.; Cai, C.; Shahriar, M; Hossain, A.; Cheng, Z.; Wang, X.; et al. Enhanced superconductivity induced by several-unit-cells diffusion in an FeTe/FeSe bilayer heterostructure *Phys. Rev. B* **2019**, *99*, 064502.
- [65] Saito, K.; Kaise, M. Superconductivity and structure of a few-unit-cells-thick Bi-Sr-Ca-Cu-O ultrathin films. *Phys. Rev. B* **1998**, *57*, 11786.
- [66] Jiang, D.; Hi, T.; You, L.; Li, Q.; Li, A.; Wang, H.; Mu, G.; Chen, Z.; Zhang, H.; Yu, G.; et al. High- T_c superconductivity in ultrathin $\text{Bi}_2\text{Sr}_2\text{CaCu}_2\text{O}_{8+\delta}$ down to half-unit-cell thickness by protection with graphene. *Nat. Commun.* **2014**, *5*, 5708.
- [67] Yu, Y.; Ma L.; Cai, P.; Zhong, R.; Ye, C.; Shen, J.; Gu, G.D. High-temperature superconductivity in monolayer $\text{Bi}_2\text{Sr}_2\text{CaCu}_2\text{O}_{8+\delta}$. *Nature* **2019**, *575*, 156–163.
- [68] Poccia, N.; Zhao, S.Y.F.; Yoo, H.; Xiaojing, H.; Hanfei, Y.; Yong, S.C.; Ruidan, Z.; Gu, G.D.; Mazzoli, C.; Watanabe, K.; et al. Spatially correlated incommensurate lattice modulations in an atomically thin high-temperature $\text{Bi}_{2.1}\text{Sr}_{1.9}\text{CaCu}_{2.0}\text{O}_{8+\delta}$ superconductor. *Phys. Rev. Mater.* **2020**, *4*, 114007.

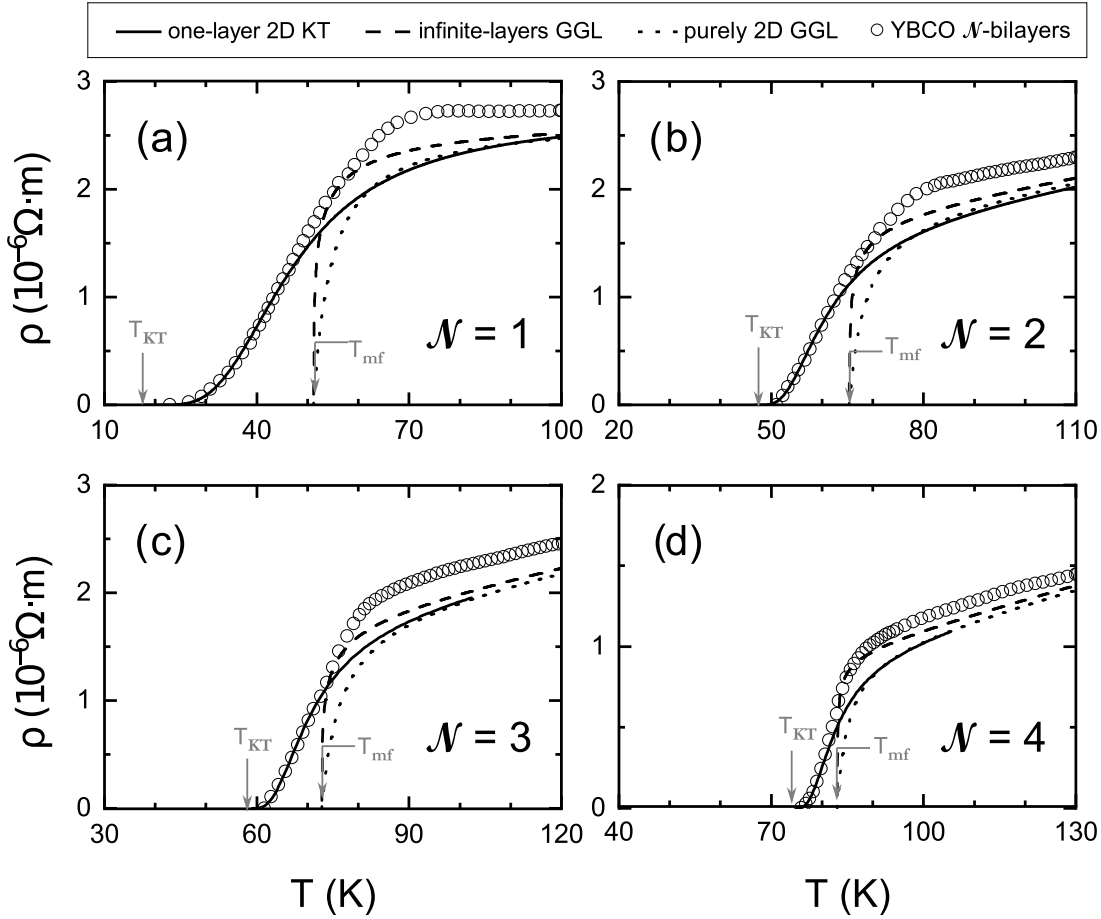


Figure 1: Electrical resistivity ρ vs. T obtained experimentally by Cieplak et al. [18] in samples with (a) $\mathcal{N}=1$, (b) $\mathcal{N}=2$, (c) $\mathcal{N}=3$ and (d) $\mathcal{N}=4$ unit cells of superconducting bilayers of $\text{YBa}_2\text{Cu}_3\text{O}_{7-\delta}$ (open circles; taken from Figure 6b of [18]). The solid line is a fit using the classical one-layer 2D prediction for Kosterlitz–Thouless (KT) critical fluctuations in the tail of the transition [30]. The agreement is excellent in the lower part of the transition, although with a large variation of the amplitude parameter $A_{KT} \simeq 950, 6500, 6500, 9000$ (Ωm) $^{-1}$ for $\mathcal{N} = 1$ to 4, respectively. The dot–dashed line is a fit using the conventional Lawrence–Doniach prediction for the Gaussian–Ginzburg–Landau (GGL) fluctuations of superconductors composed of a macroscopic number of layers [11, 33]. In contrast with what happens in thick films or crystals of $\text{YBa}_2\text{Cu}_3\text{O}_{7-\delta}$, the infinite-layers GGL prediction is only a tangent to the data. Lowering its fitting-region temperatures to more smoothly connect with the KT results would only worsen the quality of the overall fit. Imposing a fully 2D behavior also worsens the fit (the dotted line corresponds to $\xi_c(0) = 0$ in the Lawrence–Doniach result). This comparison suggests that considering a finite number of layers in the theory predictions will be needed to fully account for the GGL region (and also to justify the A_{KT} variation). See Section 1 for a description of the equations and free parameters used in the fits in this figure. See Figure 2 for the fits to the same data with the expressions obtained in this paper for few-bilayers superconductors.

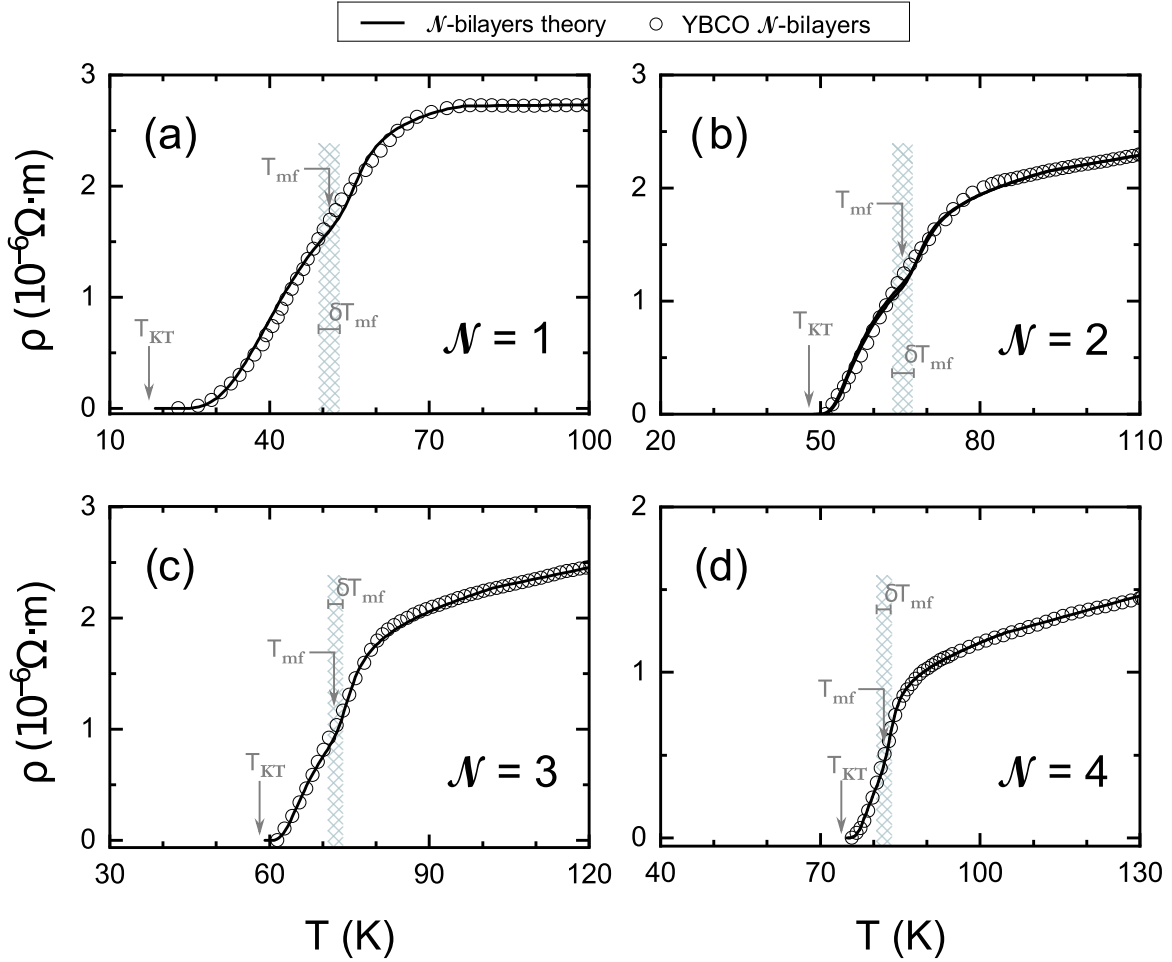


Figure 2: Same data as in Figure 1 for the electrical resistivity of samples with (a) $\mathcal{N}=1$, (b) $\mathcal{N}=2$, (c) $\mathcal{N}=3$ and (d) $\mathcal{N}=4$ unit cells of superconducting bilayers of $\text{YBa}_2\text{Cu}_3\text{O}_{7-\delta}$ [18] (open circles) and fits to them using the equations proposed in the present paper for the critical fluctuations in few-bilayers HTSC (solid lines). The enlargement of the temperature region in which there is good agreement between data and theory is evident with respect to the previous approaches shown in Figure 1, mainly above the mean-field critical temperature T_{mf} . The shadowed bands correspond to the temperature regions from $T_{\text{mf}} - \delta T_{\text{mf}}$ up to $T_{\text{mf}} + \delta T_{\text{mf}}$, i.e., the ones affected by the EMA-averaging of T_{mf} -inhomogeneities. The employed equations are described in Section 2. The general procedures for the fits, and the discussion of the results, are presented in Section 3. The numerical values of the parameters used in these comparisons are listed in Table 1.

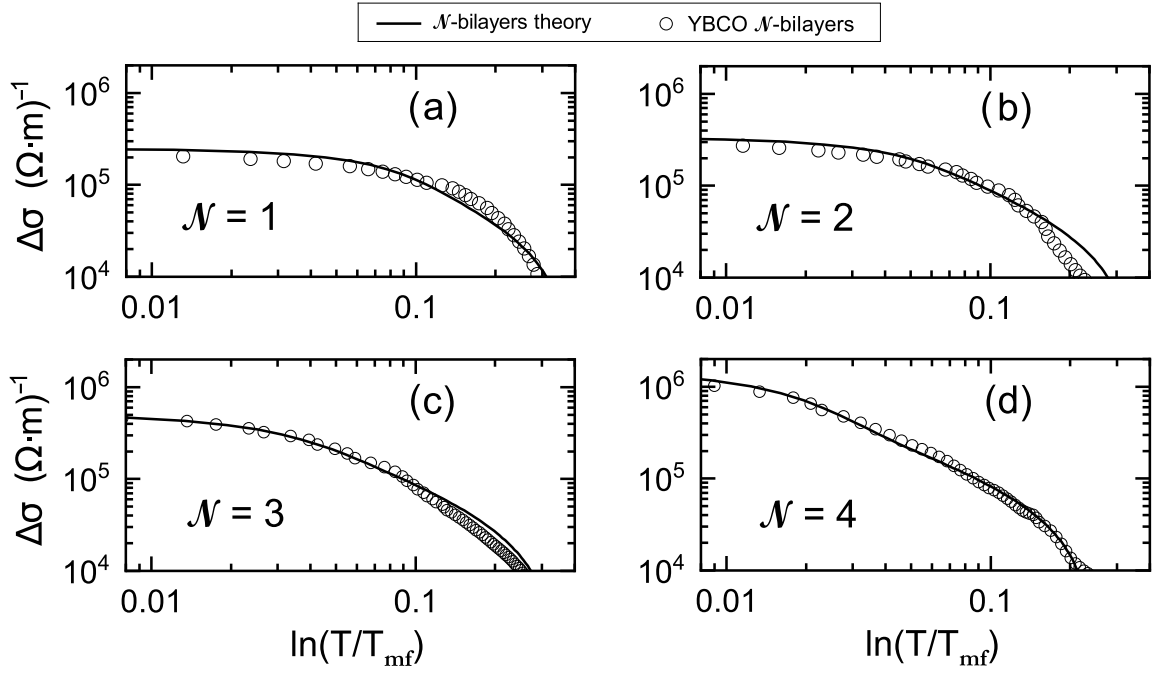


Figure 3: Paraconductivity $\Delta\sigma$ versus reduced temperature $\varepsilon = \ln(T/T_{mf})$ corresponding to the same data [18] as in Figure 2 (open circles) for samples with (a) $\mathcal{N}=1$, (b) $\mathcal{N}=2$, (c) $\mathcal{N}=3$ and (d) $\mathcal{N}=4$ unit cells of superconducting bilayers of $\text{YBa}_2\text{Cu}_3\text{O}_{7-\delta}$ and also the same theory predictions and parameter values as in that Figure (solid lines). This representation is the more usual one in the literature when studying $\Delta\sigma$ above the transition. Our proposed scenario for the critical fluctuations in few-bilayers HTSC are in good agreement with the experimental data also in this representation.

Table 1: Parameter values resulting from the fits represented in Figures 2 and 3. Note that γ_{ext} does not appear in the equations for $\mathcal{N} = 1$.

\mathcal{N}	T_{KT} (K)	T_{mf} (K)	δT_{mf} (K)	Gi	b_0	γ_{int}	$\gamma_{\text{int}}/\gamma_{\text{ext}}$	ϵ^c
1	17.5	51.2	2.5	0.065	7.8	0.55	—	0.40
2	46.9	65.4	2	0.035	4.1	0.45	30	0.35
3	58.1	71.8	2	0.02	4.5	0.30	30	0.35
4	74.3	82.2	1.5	0.01	5.6	0.60	30	0.25

Appendix: Comparison with Few-Bilayer $\text{Bi}_2\text{Sr}_2\text{CaCu}_2\text{O}_{8+x}$ Ultra-Thin Films

It may be interesting to check our model also in other HTSC with different compositions and anisotropies for which few-bilayer films have been produced such as, e.g., $\text{Bi}_2\text{Sr}_2\text{CaCu}_2\text{O}_{8+x}$ (BSCCO) [40, 65–68]. The CuO_2 planes in BSCCO may be considered to form a bilayered-like structure, with an average interlayer distance $d = 7.7$ Å. BSCCO is known to be more anisotropic than YBCO, to the point that $\gamma_{\text{int}}, \gamma_{\text{ext}} \simeq 0$ may be suspected to be a good approximation [14–18, 40, 65–68]. In this limit, as it could be expected, the application of our equations for the GGL regime simply leads to $\Delta\sigma_{\text{GGL}}(\gamma_{\text{int}} = \gamma_{\text{ext}} = 0) = (e^2/8\hbar d)(1/\varepsilon - 1/\varepsilon^c)$. In other words, $\Delta\sigma_{\text{GGL}}$ recovers a pure 2D exponent, with appropriate thickness normalization and total-energy cutoff regularization.

We confirmed that our equations, taken with $\gamma_{\text{int}}, \gamma_{\text{ext}} = 0$, do agree with experiments in few-bilayer BSCCO. For that, we used the measurements of $\rho(T)$ obtained by Zhao et al. [40] in very high-quality ultra-thin films (with $\mathcal{N} = 4$ to 20) of BSCCO. In Figure 4, we show such comparisons for some representative values of \mathcal{N} . The obtained parameter values are given in the figure caption. We conclude that this comparison again supports the plausibility of our proposed scenario.

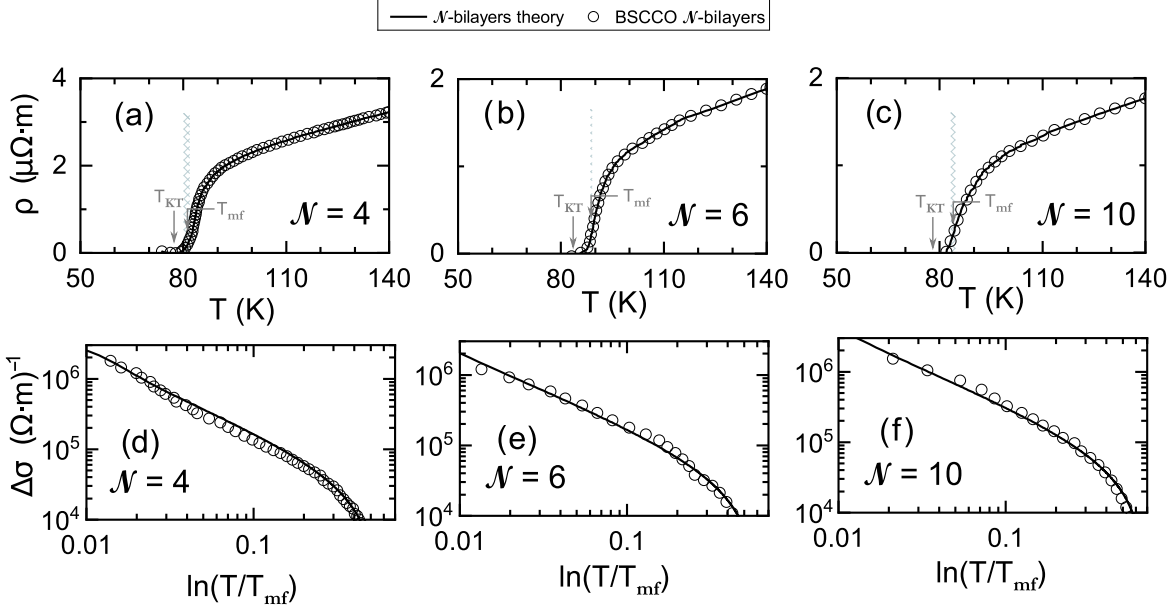


Figure 4: Resistivity ρ versus temperature T (open circles, panels (a–c)) and paraconductivity $\Delta\sigma$ versus $\varepsilon = \ln(T/T_{\text{mf}})$ (open circles, panels (d–f)) obtained experimentally by Zhao et al. [40] in ultra-thin films of $\text{Bi}_2\text{Sr}_2\text{CaCu}_2\text{O}_{8+x}$, for three representative number of CuO_2 bilayers \mathcal{N} . The solid lines are fits to these data using our equations. We used as parameters, for $\mathcal{N} = 4, 6, 10$, respectively, the following: $T_{\text{mf}} = 81.2, 88.8, 83.9$ K; $T_{\text{KT}} = 77.3, 83.5, 78.0$ K; $\delta T_{\text{mf}} = 0.7, 0.25, 0.65$ K; $b_0 = 4, 6, 5$; $\varepsilon^c = 0.55, 0.6, 0.68$; $\text{Gi} = 0.009, 0.005, 0.004$. The normal-state background ρ_n was obtained by linear extrapolation of the data above 160 K (we observe no significant changes when varying this temperature). The shadowed bands correspond to the temperature regions from $T_{\text{mf}} - \delta T_{\text{mf}}$ up to $T_{\text{mf}} + \delta T_{\text{mf}}$.