

Facial Expression Analysis and Its Potentials in IoT Systems: A Contemporary Survey

ZIXUAN SHANGGUAN, Shenzhen MSU-BIT University, China

YANJIE DONG*, Shenzhen MSU-BIT University, China

SONG GUO, The Hong Kong University of Science and Technology, China

VICTOR C. M. LEUNG, Shenzhen MSU-BIT University, China

M. JAMAL DEEN, AI Atlas Inc, Canada

XIPING HU*, Shenzhen MSU-BIT University, China

Facial expressions convey human emotions and can be categorized into macro-expressions (MaEs) and micro-expressions (MiEs) based on duration and intensity. While MaEs are voluntary and easily recognized, MiEs are involuntary, rapid, and can reveal concealed emotions. The integration of facial expression analysis with Internet-of-Thing (IoT) systems has significant potential across diverse scenarios. IoT-enhanced MaE analysis enables real-time monitoring of patient emotions, facilitating improved mental health care in smart healthcare. Similarly, IoT-based MiE detection enhances surveillance accuracy and threat detection in smart security. This work aims at providing a comprehensive overview of research progress in facial expression analysis and explores its integration with IoT systems. We discuss the distinctions between our work and existing surveys, elaborate on advancements in MaE and MiE techniques across various learning paradigms, and examine their potential applications in IoT. We highlight challenges and future directions for the convergence of facial expression-based technologies and IoT systems, aiming to foster innovation in this domain. By presenting recent developments and practical applications, this study offers a systematic understanding of how facial expression analysis can enhance IoT systems in healthcare, security, and beyond.

Additional Key Words and Phrases: Facial expression analysis, Internet of Thing, macro- and micro-expressions

ACM Reference Format:

Zixuan Shangguan, Yanjie Dong, Song Guo, Victor C. M. Leung, M. Jamal Deen, and Xiping Hu. 2024. Facial Expression Analysis and Its Potentials in IoT Systems: A Contemporary Survey. 1, 1 (December 2024), 40 pages. <https://doi.org/10.1145/nnnnnnnn.nnnnnnnn>

Nomenclature

Abbreviations Definitions

AFEW 7.0	The acted facial expressions in the wild
AU	Action unit
BERT	Bidirectional encoder representations from transformers

*Yanjie Dong and Xiping Hu are corresponding authors.

Authors' Contact Information: Zixuan Shangguan, Shenzhen MSU-BIT University, Shenzhen, Guangdong, China; Yanjie Dong, Shenzhen MSU-BIT University, Shenzhen, Guangdong, China; Song Guo, The Hong Kong University of Science and Technology, Hong Kong, China; Victor C. M. Leung, Shenzhen MSU-BIT University, Shenzhen, Guangdong, China; M. Jamal Deen, AI Atlas Inc, Hamilton, Ontario, Canada; Xiping Hu, Shenzhen MSU-BIT University, Shenzhen, Guangdong, China, huxp@bit.edu.cn.

Permission to make digital or hard copies of all or part of this work for personal or classroom use is granted without fee provided that copies are not made or distributed for profit or commercial advantage and that copies bear this notice and the full citation on the first page. Copyrights for components of this work owned by others than the author(s) must be honored. Abstracting with credit is permitted. To copy otherwise, or republish, to post on servers or to redistribute to lists, requires prior specific permission and/or a fee. Request permissions from permissions@acm.org.

© 2024 Copyright held by the owner/author(s). Publication rights licensed to ACM.

Manuscript submitted to ACM

Manuscript submitted to ACM

1

BU-3DFE	Binghamton university 3D facial expression
CAER	Context-aware emotion recognition
CASME	Chinese Academy of Sciences micro-expression
CASME II	Chinese Academy of Sciences micro-expression II
CAS(ME) ²	Chinese Academy of Sciences macro-expressions and micro-expressions
CK+	The Extended Cohn-Kanade Dataset
CNN	Convolutional neural network
DFEW	Dynamic facial expression in the wild
ExpW	Expression in-the-wild
FACS	Facial action coding system
FER-2013	Facial expression recognition 2013
GAN	Generative adversarial network
HOG	Histogram of gradient
ISED	Indian spontaneous expression database
IoT	Internet of Things
JAFFE	Japanese female facial expression
KDEF	Karolinska directed emotional faces
LBP	Local binary pattern
LBP-TOP	Local binary pattern from three orthogonal planes
LSTM	Long short-term memory
MaE	Macro-expression
MDMO	Main directional mean optical-flow
MEVIEW	Micro-expression videos in the wild
MiE	Micro-expression
MMEW	Micro-and-macro in expression warehouse
PEDFE	Padova emotional dataset of facial expressions
RaFD	Radboud faces database
RNN	Recurrent neural network
ROI	Region of interest
SAMM	Spontaneous actions and micro-movements
SFEW 2.0	Static facial expressions in the wild
SMIC	Spontaneous micro-expression corpus
TFD	The Toronto face database
UAR	Mean class accuracy
ViT	Vision transformer
WAR	Overall accuracy

1 Introduction

Since its inception in 1999, Internet-of-Things (IoT) technology has seamlessly integrated into the fabric of modern society, driving key innovations in both civilian and industrial sectors. The widespread adoption of IoT technology

generates skyrocketing amounts of daily data that were traditionally processed in clusters of cloud servers. Due to the ever-increasing privacy concerns, the information process is shifted from the cloud to the network edge. The low access latency and high data security of edge computing enable new application domains, such as emotion detection, traffic surveillance, and healthcare [38, 39].

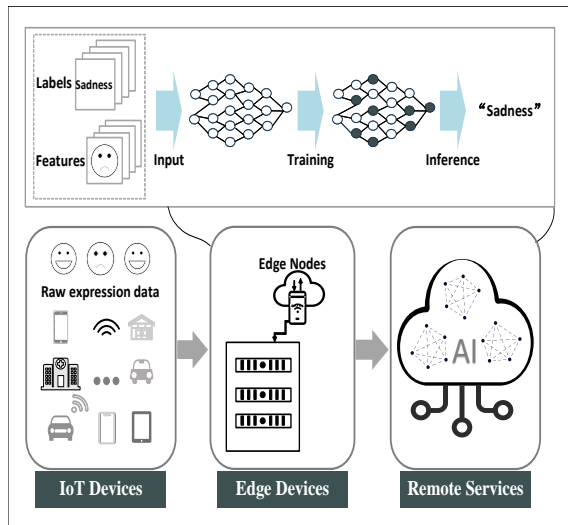


Fig. 1: A framework of edge-driven facial expression analysis.




Fig. 2: An illustration of MaEs and MiEs in micro-and-macro in expression warehouse [10].

Since facial expressions convey 55% of emotional messages during the exchange of moods, thoughts, feelings, and mental states, they have become a medium for sensing emotions in front of facility screens [142]. Recent advancements in IoT technologies have driven the widespread application of facial expression analysis in practical scenarios. As shown in Fig. 1, IoT devices can first collect raw facial expression data for pre-processing. To fully leverage low access latency and high data security during the implementation of real-time privacy-preserving systems, the pre-processed features are then uploaded to edge devices for decision-making. Facial expressions can be divided into macro-expressions (MaEs) and micro-expressions (MiEs) based on their duration and intensity. Two types of emotions within MaEs and MiEs are illustrated in Fig. 2. In terms of duration, MaEs approximately last 0.5 to 4 seconds, while MiEs last less than 0.5 seconds [187]. The short duration of MiEs conveys subtle emotional message, which makes emotion perception from MiEs a challenging task without specialized techniques and training. The major differences between MaEs and MiEs are described as follows.

- MaEs can be perceived during regular interactions. The recognition accuracy of MaEs can exceed 97% in a controlled laboratory due to the spontaneity and noise immunity. The MaEs can be applied in multiple scenarios, e.g., autonomous driving, psychological health assessment, and human-computer interaction.
- MiEs are involuntary and rapid. Due to the short duration and subtle emotional cues, the detection of MiEs can be quite challenging with the naked eye. It is reported that the average recognition accuracy of MiEs is around 47% even after specialized training [52]. Nevertheless, MiEs can reveal the true emotions of a person since they

are instinctive and cannot be concealed. Hence, numerous applications of MiEs in IoT systems are being explored, such as lie detection, criminal identification, and security control.

The objective of facial expression analysis lies in detecting the emotions of humans from MaEs and MiEs. The research works on MaE analysis are mainly based on deep models that detect human emotions by leveraging the isolated static images and sequential dynamic images of MaEs. More specifically, the deep static MaE analysis performs well for two scenarios: (1) when several isolated images are available; and (2) when real-time expression recognition is required. The deep dynamic MaE analysis can benefit from the comprehensive understanding of temporal dynamics of MaEs. Since the emotion recognition of MiEs is challenging due to the short duration and subtle emotional cues, the research works on holographic MiE analysis consist of two parts, i.e., MiE spotting and MiE recognition. The MiE spotting aims at detecting MiEs within a given video, and the MiE recognition then uses the detected MiEs for MiE classification within a set of MiE categories. Different from the MaE analysis, the MiE analysis can provide valuable insights into potentially hidden human emotions. In this work, we aim at providing a contemporary tutorial on facial expression analysis that ranges from the used datasets to the detailed technical methods. Compared with the previous surveys on facial expression analysis, our review covers a broader perspective on both MaE and MiE analysis. The emerging techniques on MaE and MiE analysis are discussed on deep MaE recognition and holographic MiE analysis. Besides, we also discuss the potential integrations of MaE and MiE analysis with the IoT systems in order to inform new directions of facial expression application.

As shown in Fig. 3, the remaining work is organized as follows. Section 2 introduces the recent surveys on MaE and MiE analysis and major differences from our work. Section 3 presents the datasets for MaE and MiE analysis. Section 4 discusses the deep MaE recognition. Section 5 discusses the holographic MiE recognition that includes spotting and recognition procedures. Section 6 discusses the applications of MaE and MiE analysis in IoT systems. Section 7 discusses the challenges and future directions. The conclusions are presented in Section 8.

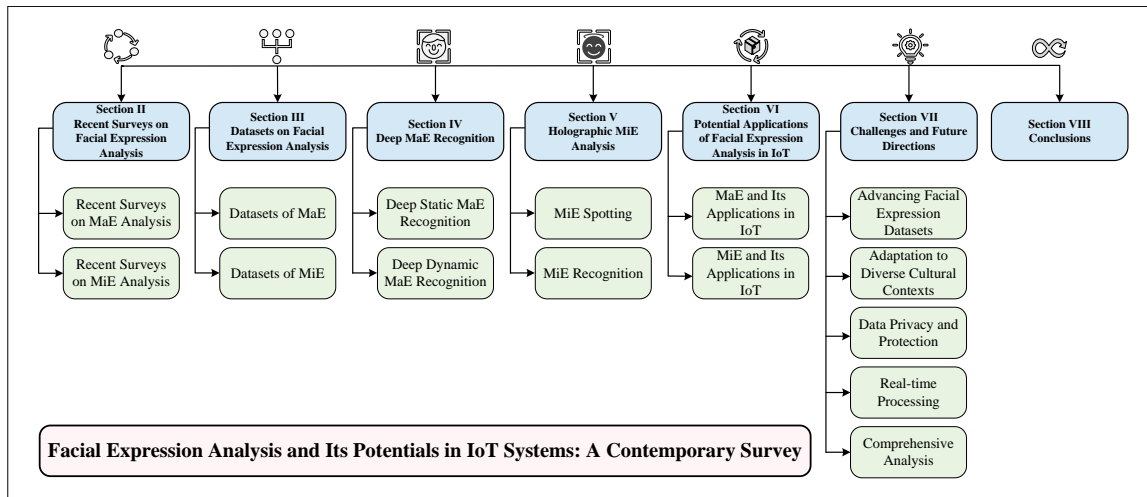


Fig. 3: The organization of the remaining work.

2 Recent Surveys on Facial Expression Analysis

Facial expression analysis is a critical tool for understanding human emotions and intentions. The research on facial expression analysis started in the 1970s [41, 42]. Over the years of development, facial expression analysis has penetrated into our human daily lives. More specifically, facial expression analysis can be categorized into MaE analysis and MiE analysis. Therefore, we are motivated to review recent research contributions on both MaE and MiE analysis to better understand the current research stage.

2.1 Recent Surveys on MaE Analysis

MaE analysis is a burgeoning field at the intersection of computer vision and human emotion recognition and can offer transformative potential in healthcare, security, and human-computer interaction. Pioneering research has laid the groundwork for recognizing subtle expressions. For example, Pantic et al. [176] introduced three key problems in automatic MaE analysis: (1) detection of an image segment as a face; (2) extraction of facial expression information; and (3) classification of the expression. Yet, significant challenges remain in achieving robust, scalable, and generalizable solutions to MaE Analysis. Leveraging the power of deep learning, researchers endeavor to address these challenges, advancing the field through innovative algorithms and practical IoT applications. In [110], Li et al. provided a comprehensive review of MaE recognition based on deep learning. More specifically, the available datasets for MaE analysis and the principles of data selection and evaluation were explored [110]. Later, Canal et al. [13] conducted an exhaustive systematic literature review encompassing 94 leading methods from 51 related articles. Their review meticulously delineates the computational workflow for MaE recognition, such as, preprocessing, feature extraction, and classification algorithms. Through a rigorous statistical analysis, Canal et al. [13] revealed that traditional machine learning methods suffer from limited generalization capabilities though the high precision in classification can be achieved. With the powerful feature capabilities, deep learning techniques thrive in scenarios involving larger and more diverse datasets. Karnati et al. [93] introduced the cutting-edge models that are tailored for deep MaE recognition across diverse input modalities. The comprehensive evaluations provide compelling evidence of enhanced performance and generalization potential of deep models that set new benchmarks for future research [93].

Over the last decades, research on MaE analysis has undergone remarkable evolution that was transitioned from a formidable challenge to a structured and highly efficient process. Once fraught with complexities, the MaE analysis workflow now adheres to a robust standard pipeline that encompasses preprocessing, feature extraction, and classification. The integration of deep learning into this pipeline has been a transformative milestone, propelling algorithmic performance to exceed 97% accuracy under controlled laboratory conditions—an unprecedented achievement. Despite these advancements, comprehensive overviews remain scarce to bridge the gap between foundational research and practical applications. This limitation hampers the widespread adoption of MaE technologies in real-world (a.k.a., wild) scenarios, especially in areas like IoT integration and multimodal recognition. By bridging the gap between foundational research and wild application, we first introduce deep MaE recognition algorithms in Section 4 and the MaE applications based on IoT in Section 6.1. Our analysis not only consolidates existing knowledge but also sets the stage for pioneering applications, ensuring our research addresses the pressing needs of this rapidly advancing field.

2.2 Recent Surveys on MiE Analysis

As MiE analysis continues to gain significant attention across academia and industry, numerous surveys have systematically reviewed advancements in MiE analysis from diverse perspectives. For example, Ben et al. [10] conducted the

first comprehensive survey that offers a systematic examination of MiE analysis within a unified evaluation framework. A neuropsychological perspective was provided on the distinction between MiEs and MaEs, i.e., the greater inhibitory effect of MiE on facial expressions in [10]. Additionally, several representative MiE datasets were also introduced and could be categorized into four distinct types: (1) instructing participants to perform specific MiEs [169, 189]; (2) constructing high-stakes scenarios [229]; (3) eliciting emotions through video stimuli while maintaining neutral expressions [33, 115, 173, 245, 247]; and (4) capturing real high-stakes situations [84]. Notably, the micro-and-macro in expression warehouse (MMEW) dataset that contains high-resolution samples with a balanced distribution of MaE and MiE was proposed in [10]. Xie et al. [238] further advanced the understanding of MiE recognition by delving into critical areas, such as, macro-to-micro adaptation, recognition based on apex frames, and analysis leveraging facial action units (AUs). Their detailed exploration offers a more nuanced perspective, complementing prior works and addressing emerging challenges in the field. Li et al. [121] presented a pioneering survey on MiE analysis through the lens of deep learning techniques. They systematically reviewed existing deep learning approaches by analyzing datasets, delineating the stepwise pipelines for MiE recognition, and conducting performance comparisons with state-of-the-art methods. Their survey introduced a novel taxonomy for deep learning-based MiE recognition that can classify input data into static, dynamic, and hybrid categories. Furthermore, Li et al. [121] meticulously examined the architectural components of deep learning models, including network blocks, structural designs, training strategies, and loss functions. Their findings emphasized that leveraging multiple spatiotemporal features as input yields superior performance in MiE recognition. Zhao et al. [273] provided a holistic overview of MiE research from foundational psychological studies and early computer vision efforts to advanced computational MiE analysis. Zhao et al. [273] highlighted key research directions that include MiE AU detection and MiE generation, and explored practical applications (e.g., covert emotion recognition and professional training). Additionally, Zhao et al. [273] identified pressing challenges in wild MiE applications, such as, data privacy, data protection, fairness, diversity, and the regulated use of MiE technologies.

Previous surveys on MiE analysis have comprehensively examined the field from various perspectives, e.g., MiE analysis, dataset creation, and psychological foundations of MiE development. However, critical aspects such as advanced MiE analysis and practical MiE applications remain underexplored. To address the aforementioned gaps, our work delves into state-of-the-art MiE analysis in Section 5. Additionally, we explore the transformative potential of MiE applications in the IoT system in Section 6.2. We expect to provide a holistic perspective that can bridge foundational research with cutting-edge advancements and wild applicability.

3 Datasets for Facial Expression Analysis

Facial expression analysis relies on high-quality datasets to drive advancements in model development and evaluation. In this section, we will provide a holistic introduction to the current datasets used for MaE and MiE analysis.

3.1 MaE Datasets

The recent MaE datasets including Japanese female facial expression (JAFPE) [138], Karolinska directed emotional faces (KDEF) [59], MMI [161, 206], Binghamton university 3D facial expression (BU-3DFE) [253], the Toronto face database (TFD) [198], The Extended Cohn-Kanade Dataset (CK+) [137], Radboud faces database (RaFD) [100], MUG [3], Multi-PIE [63], static facial expressions in the wild (SFEW 2.0) [37], Oulu-CASIA [272], facial expression recognition 2013 (FER-2013) [61], Indian spontaneous expression database (ISED) [68], EmotioNet [46], wild affective faces database (RAF-DB) [111], AffectNet [148], the acted facial expressions in the wild (AFEW 7.0) [36], expression in-the-wild (ExpW) [271], Aff-Wild2 [99], context-aware emotion recognition (CAER) [102], dynamic facial expression in the wild (DFEW)

[89], FERV39k [228], Padova emotional dataset of facial expressions (PEDFE) [146], CalD3r + MenD3s [204]. Table 1 illustrates the detailed information of the MaE datasets.

Table 1: An Overview of MaE Datasets

Dataset	Subjects		MaE samples		Annotation				Collection Details		
	Num	Ethnicities	Num	Resolution/ Frame rate	Emotion classes	FACS	AU	Index	Condition	Elicitation	Year
JAFFE [138]	10	1	213 images	256 × 256	BEs	N/A	N/A	N/A	Lab	P	1998
KDEF [59]	70	N/A	4900 images	562 × 762	BEs	N/A	N/A	NA	Lab	P & S	1998
MMI [161, 206]	25	3	704 images & 2900 sequences	720 × 576	BEs	Yes	Yes	NAF	Lab	P	2005
BU-3DFE [253]	100	6	2500 3D images	1040 × 1329	BEs	N/A	N/A	N/A	Lab	P	2006
TFD [198]	N/A	N/A	112,234 images	48 × 48	BEs	N/A	N/A	N/A	Lab	P	2010
CK+ [137]	123	3	593 sequences	640 × 490	BEs	Yes	Yes	NA	Lab	P & S	2010
RaFD [100]	67	1	1608 images	256 × 256	BEs plus contempt without neutral	N/A	Yes	N/A	Lab	P	2010
MUG [3]	52	1	1462 sequences	896 × 896, 16fps	BEs	N/A	N/A	NAF	Lab	P	2010
Multi-PIE [63]	337	4	755,370 images	3072 × 2048	smile, surprise, squint, disgust, scream and neutral	N/A	N/A	N/A	Lsb	P	2010
SFEW 2.0 [37]	N/A	N/A	1766 images	Multiple	BES	N/A	N/A	N/A	Movie	P & S	2011
Oulu-CASIA [272]	36	2	1920 images & 2880 sequences	320 × 240	BEs without neutral	N/A	N/A	NA	Lab	P	2011
FER-2013 [61]	N/A	N/A	35762 images	48 × 48	BEs	N/A	N/A	N/A	Internet	P & S	2012
ISED [68]	50	1	428 sequences	1920 × 1080, 50fps	sadness, surprise, happiness and disgust	N/A	N/A	N/A	Lab	S	2015
EmotioNet [46]	N/A	N/A	1,000,000 images	Multiple	23 basic expressions or compound expressions	N/A	Yes	N/A	Internet	P & S	2016
RAF-DB [111]	N/A	N/A	29,672 images	768 × 768	BEs and twelve compound expressions	N/A	N/A	N/A	Internet	P & S	2016
AffectNet [148]	N/A	N/A	450,000 images	Multiple	BEs, arousal and valence	N/A	N/A	N/A	Internet	P & S	2017
AFEW 7.0 [36]	N/A	N/A	1809 sequences	Multiple	BEs	N/A	N/A	N/A	Movie	P & S	2017
ExpW [271]	N/A	N/A	91,793 images	Multiple	BEs	N/A	N/A	N/A	Internet	P & S	2018
Aff-Wild2 [99]	458	N/A	558 sequences	Multiple	BEs, arousal and valence	N/A	Yes	N/A	Internet	P & S	2019
CAER [102]	N/A	N/A	13,201 sequences	Multiple	BEs	N/A	N/A	N/A	TV show	P & S	2019
DFEW [89]	N/A	N/A	16,372 sequences	Multiple	BEs	N/A	N/A	N/A	Movie	P & S	2020
FERV39k [228]	N/A	N/A	38,935 sequences	3840 × 2160	BEs	N/A	N/A	N/A	Internet	P & S	2021
PEDFE [146]	56	N/A	1458 sequences	1920 × 1080, 30fps	BEs without neutral	N/A	N/A	NA	Lab	P & S	2022
CalD3r + MenD3s [204]	104 + 92	1+1	4,678 images 4,038 images	640 × 480, 30fps	BEs	N/A	N/A	N/A	Lab	S	2024

¹ BEs: Basic expressions (seven); N/A: Not applicable; P: Posed; S: Spontaneous;

² NAF: Onset frame, Apex frame, Offset frame, respectively.

The basic expressions of most MaE datasets can be divided into seven categories, i.e., anger, neutral, disgust, fear, happiness, sadness, and surprise. Although being considered as a basic emotion of the face, contempt expression is not common in most MaE datasets. Few datasets (e.g., CK+ and RaFD) have collected the contempt expression; therefore, the number of samples on contempt expression is limited. In the CK+ dataset, the number of contempt expression samples accounts for 5% of total samples. In addition to the seven basic expressions in MaE datasets, several datasets (e.g., AffectNet and AFF-wild2) also used the continuous-valued valence and arousal to describe the intensity of expression. Moreover, only the ExpW dataset considered the compound expressions. In the ExpW dataset, 23 basic or compound emotion categories were used for emotion classification.

The early datasets were usually collected from the laboratory and required a certain number of subjects to join. The collection of these datasets required a lot of labor, which may include subjects participating in the collection, guides of collection experiments, and professional annotators. In addition to the annotation of expression categories, several

datasets (e.g., CK+, MMI, and Oulu-CASIA) required additional information in terms of facial action coding system (FACS), AU, and index. Typically, CK+ and Oulu-CASIA have utilized the annotation information of the index to label their sequences with the onset and peak of expressions. MMI and CK+ have labeled the FACS and AU to provide more additional information. In addition to the labor-consuming collection of MaE datasets, EmotioNet has utilized the automatic annotation algorithm to label the data collected from the internet. In this dataset, a total of 9500,000 images were annotated with AUs, AU intensities, and emotion categories.

The early MaE datasets (e.g., JAFFE) were utilized to obtain the posed images and sequences. These datasets contained the posed data for the front view. To meet the requirement of practical MaE in wild conditions, many datasets (e.g., Multi-PIE, RaFD) provided the MaE data with various environmental conditions including multiple head poses, occlusions, and illuminations. Typically, the Multi-PIE contained MaE images under 19 illumination and 15 viewpoint conditions in four sessions. In their process of dataset collection, each subject was recorded between -90° to 90° with an interval of 15° . MaE in RaFD was recorded at the same moment through five different camera angles and shown with three different gaze directions. In addition, the MaE datasets collected from the internet (e.g., AffectNet and ExpW) contained an amount of MaE data with more wild scenarios. These datasets can benefit the robustness and generalization of further MaE research.

Table 2: Spontaneous MiE Datasets

Dataset	Subjects			MiE Videos			Annotations					
	Num	Mean age	Ethnicities	Num	Resolution	Frame rate	Emotion classes			FACS	AU	Index
SMIC [115]	HS	16	N/A	3	640×480	100	Pos (51) Neg (70) Sur (43)			N/A	N/A	NF
	VIS	8					Pos (28) Neg (23) Sur (20)					N/A
	NIR	8					Pos (28) Neg (24) Sur (19)					N/A
CASME [247]	35	22.03	1	195	640×480 1280×720	60	Hap (5) Dis (88) Sad (6) Con (3) Fea (2) Anx (28) Sur (20) Rep (40)			Yes	Yes	NAF
CASME II [245]	35	22.03	1	247	640×480	200	Hap (33) Sur (25) Dis (60) Rep (27) Oth (102)			Yes	Yes	NAF
CAS(ME) ² [173]	22	22.59	1	57	640×480	30	Hap (51) Neg (70) Sur (43) Oth (19)			Yes	Yes	NAF
SAMM [33]	32	33.24	13	159	2040×1088	200	Hap (24) Dis (8) Sad (3) Fea (7) Sur (13) Ang (20) Oth (84)			Yes	Yes	NAF
MEVIEW [84]	16	N/A	N/A	40	1280×720	25	Hap (6) Dis (1) Fea (3) Sur (9) Con (6) Ang (2) Conf (13)			Yes	Yes	NF
CAS(ME) ³ [104]	247	22.74	1	1059	1280×720	30	Hap (992) Dis (2528) Sad (635) Fea (892) Sur (1208) Con (401) Ang (20) Oth (251)			Yes	Yes	NAF
MMEW [10]	36	N/A	1	16	1920×1080	25	Hap (36) Dis (72) Sad (13) Fea (16) Sur (80) Ang (8) Oth (84)			Yes	Yes	NAF
4DME [112]	56	27.8	3	1068	640×480 1200×1600	30/60 60	Pos (34) Neg (127) Sur(30) Rep(6) PS(13) NS(8) RS (3) PR(8) NR (7) Oth(31)			Yes	Yes	NAF

¹Pos: Positivity; Neg: negativity; Sur: Surprise; Hap: Happiness; Dis: Disgust; Sad: Sadness; Con: Contempt; Fea: Fear; Anx: Anxiety; Rep: Repression; Ang: Anger; Conf: Confusion; Oth: Others; PS: Pos w/ Sur; NS: Neg w/ Sur; RS: Rep w/ Sur; PR: Pos w/ Rep; NR: Neg w/ Rep;

²N/A: Not applicable; NAF: Onset frame, Apex frame, and Offset frame, respectively.

3.2 MiE Datasets

In recent years, multiple datasets have been built for further development of MiE analysis. Initially, researchers collected the MiE databases (e.g., Polikvsky’s database [169] and USF-HD [189]) by asking the participants to pose or mimic facial expressions. These posed datasets supported the preliminary studies of MiE, but were not used for current analysis due to the properties of private datasets and not capturing the nature of MiE. Later, more spontaneous datasets, including the spontaneous micro-expression corpus (SMIC) [115], Chinese Academy of Sciences micro-expression (CASME) [247],

Chinese Academy of Sciences micro-expression II (CASME II) [245], Chinese Academy of Sciences macro-expressions and micro-expressions (CAS(ME)²) [173], spontaneous actions and micro-movements (SAMM) [33], micro-expression videos in the wild (MEVIEW) [84], CAS(ME)³ [104], MMEW [10], and 4D spontaneous micro expression database (4DME) [112], were utilized in MiE research. The detailed information on the spontaneous MiE datasets is provided in Table 2.

Due to the subtle and fleeting nature of MiE, the annotation of MiE datasets is a challenging and demanding task that requires a significant amount of time and labor. Coders who label MiE need FACS training and half an hour to detect suitable clips [160]. The labeling of MiE includes the AU and emotion classification. By incorporating the AU into certain emotion taxonomy, the technique of MiE synthesis can be used to generate new samples. The classification of MiE in the dataset is different, which results in inconsistent annotations between various datasets. For example, the classification of MiE in SMIC is positive, negative, and surprising. The classification of MiE in other datasets, such as CASME, MEVIEW, and SAMM, can be divided into more than six categories.

To induce spontaneous MiE, many studies have used a collection paradigm that requires participants to maintain a poker face while watching intensely emotional video clips. MiEs are revealed and recorded using a high-speed camera. This effective and simplified method was applied to five datasets: SMIC, CASME, CASME II, SAMM, and CAS(ME)². However, this paradigm was criticized for its laboratory setting, which lacks practical or realistic situations. Consequently, studies expanded to more realistic settings. In real-life scenarios, such as high-stakes poker games or TV interviews, participants often conceal their true emotions, leading to MiE occurrences. For example, MEVIEW constructed an in-the-wild MiE dataset from real poker games and TV interviews. Despite its benefits for real-scene analysis, MEVIEW has limited data samples and frequent face pose changes, resulting in side views and occlusions. Subsequently, CAS(ME)³ adopted a trade-off method using mock crime paradigms to collect MiE samples in practical scenes with controllable factors.




Fig. 4: **Samples of current MiE datasets.** These are as follows: (a) SMIC [115], (b) CASME [247], (c) CASME II [245], (d) CAS(ME)² [173], (e) SAMM [33], (f) MEVIEW [84], (g) CAS(ME)³ [104], (h) MMEW [10], and (i) 4DME [112].

Early spontaneous MiE datasets collected the 2D facial video, which had the advantages of convenient collection and control. With the concern about adequate and accurate MiE analysis, more modalities of the dataset were emphasized. Except for using 2D facial video, the dataset of SMIC implemented the 2D near infrared videos to alleviate the influence of illumination. More recently, the depth information has proven its effectiveness from face recognition [145] to expression recognition [28]. A standard RGB image can be constructed into a 3D model of the human face with depth

information, which can enhance the robust perception of expression features and cognitive behavior. Therefore, the modal of depth information was applied in the datasets of CAS(ME)³ and 4DME. Besides, CAS(ME)³ enriched the data information with physiological signals and voice signals. Also, 4DME developed more facial multi-modal videos, consisting of reconstructed dynamic 3D facial meshes, grayscale 2D frontal facial videos, Kinect-color videos, and Kinect-depth videos. Fig. 4 has shown the samples in spontaneous MiE datasets.

In addition, some datasets considered the composition of MiE and other expressions for the real-scene situation analysis. For example, MMEW, CAS(ME)², CAS(ME)³, and 4DME contained the MiE and MaE, which can be employed for detecting MiE from complete videos and further analysis about the evolution of different expressions. Due to the short length of video data, the analysis of MiE was constrained. To collect long videos, several datasets, including CASME, CASME II, and SMIC, were expanded to incorporate frames that do not exhibit MiE before and after the annotated MiE samples. Long MiE videos can benefit more sharper MiE algorithms in more complex situations, such as head movement and verbal behavior that occurred in common scenarios.

Table 3: An Overview of Representative Methods on Deep Static MaE Recognition

Learning Paradigms	Method	Year	Pre-processing	Block	Dataset	Performance	Network Structure	Protocol
Ensemble Learning	Kim et al. [97]	2016	IN+FA+CE	N/A	SFEW 2.0	61.6%	CNN	Hold out
	Pons et al. [171]	2018	IN+FA	N/A	SFEW 2.0	60.5%	CNN	LOSO
	Saurav et al. [181]	2022	IN+FA+CE	N/A	FER2013/RAF-DB/CK+ /SFEW 2.0	72.77%/86.07%/98.54%/60.5%	CNN	LOSO
	Shao et al. [182]	2019	FD+FA+DA	RES	CK+/BU-3DFE/FER2013	86.50%/86.50%/71.14%	CNN	10 fold
	Reddy et al. [208]	2020	DA	N/A	AffectNet	59%	CNN	Hold out
	Sharifnejad et al. [183]	2021	FD	N/A	CK+	95.33%	N/A	10 fold
	Hariri et al. [71]	2021	N/A	N/A	BU-3DFE	94.73%	CNN	10 fold
	Mohan et al. [147]	2021	DA	N/A	CK+/JAFFE/KDEF/FER2013/RAFDB	98%/98%/96%/78%/83%	2sCNN	10 fold
	Xie et al. [240]	2019	FD	N/A	CK+/JAFFE	93.46%/94.75%	2sCNN	10 fold
	Wadhawan et al. [209]	2023	FD+CE	N/A	CK+/JAFFE/SFEW 2.0	97.31%/97.14%/44.50%	CNN	10 fold+LOSO
Hua et al. [79]	2019	DA	N/A	FER2013/JAFFE/AffectNet	71.91%/96.44%/62.11%	3sCNN	10 fold	
Transfer Learning	Ng et al. [150]	2015	FD	N/A	Emotion Recognition In The Wild Challenge	55.6%	CNN	10 fold
	Akhand et al. [4]	2021	FD+DA	N/A	KDEF/JAFFE	96.51%/99.52%	CNN	Hold out
	Ngo et al. [151]	2020	DA	RES	AffectNet	60.70%	CNN	Hold out
	Atabansi et al. [8]	2021	FD+DA	N/A	Oulu-CASIA	98.11%	CNN	Hold out
	Pons et al. [170]	2018	DA	RES	SFEW 2.0	45.9%	CNN	Hold out
Multi-task Learning	Chen et al. [17]	2021	N/A	RES	AffectNet/RAF	61.98%/87.27%	CNN	10 fold
	Yu et al. [258]	2022	DA+FA	RES+Atten	RAF-DB/SFEW 2.0/CK+/Oulu-CASIA	90.36%/45.78%/98.33%/87.32%	CNN	10 fold+LOSO
	Liu et al. [135]	2023	N/A	RES+Trans	AffectNet/AF-Wild2	65.80%/64.13	CNN	Hold out
	Yu et al. [256]	2020	FA+ROI	N/A	CK+/Oulu-CASIA	99.08%/90.40%	GRU	10 fold
	Xiao et al. [237]	2023	FD	N/A	CK+/MMI/RAF-DB	9.07%/84.62%/87.52%	CNN	5 fold+Hold out
	Zhao et al. [276]	2021	FA+DA	N/A	CK+/Oulu-CASIA/MMI	97.85%/89.23%/75.32%	CNN	10 fold+Hold out
	Chen et al. [21]	2022	FD+FA	Atten	Multi-PIE/KDEF	88.41%/89.04%	CNN	5 fold
	Pan et al. [159]	2022	DA	RES	RAF-DB/FER2013	88.30%/68.54%	CNN	Hold out
	Qin et al. [172]	2023	DA	Trans +Atten	RAF-DB	90.97%	CNN	Hold out
	Foggia et al. [51]	2023	DA	RES	RAF-DB	85.30%	CNN	5 fold
Attention-Based Learning	Fernandez et al. [141]	2019	DA	RES+Atten	CK+/BU-3DFE	90.30%/82.11%	CNN	Cross-validation
	Li et al. [105]	2020	FD	RES+Atten	CK+/JAFFE/Oulu-CASIA/FER2013	98.68%/98.52%/94.63%/75.82%	2sCNN	5 fold
	Li et al. [122]	2018	FD+FA	RES+Atten	RAF-DB/AffectNet	85.07%/58.78%	CNN	10 fold
	Zhao et al. [280]	2021	FA+DA	RES+Atten	CAER/AffectNet/RAF-DB/SFEW 2.0	88.42%/64.53%/88.40%/59.40%	CNN	Cross-validation
	Liu et al. [130]	2022	DA+ROI	RES+Atten	RAF-DB/AffectNet/ SFEW 2.0/ FER-2013 /AffectNet-8	89.25%/64.54%/61.17%/74.48% /61.74%	CNN	Hold out
	Aouayeb et al. [7]	2021	DA	RES+Trans	CK+/JAFFE/ FER-2013/SFEW 2.0/RAF-DB	99.80%/92.92%/54.29%/87.22%	CNN	10 fold + Hold out
	Zheng et al. [281]	2023	FA	RES+Trans+Atten	RAF-DB/AffectNet/ FERPlus	92.05%/67.31%/90.83%	CNN	Hold out
	Xue et al. [244]	2021	FA+FD	RES+Trans+Atten	RAF-DB/AffectNet/ FERPlus	90.91%/66.23%/90.83%	CNN	Hold out
	Liu et al. [128]	2023	FD+FA	RES+Trans+Atten	RAF-DB/AffectNet/ FERPlus	88.21%/60.68%/88.72%	CNN	Hold out
	Meng et al. [144]	2024	N/A	RES+Trans+Atten	RAF-DB/AffectNet/AffectNet-8	92.36%/67.44%/64.26%	2sCNN	Hold out
Self-supervised Learning	Sun et al. [196]	2023	DA	RES+Trans+Atten	RAF-DB/AffectNet/ FER2013	89.50%/65.66%/74.84%	2sCNN	Hold out
	Feng et al. [49]	2023	DA	Trans	RAF-DB/AffectNet/ FERPlus	90.38%/63.33%/90.41%	Trans	Hold out
	Roy et al. [177]	2021	DA	RES	KDEF/DDCF	94.64%/95.26%	CNN	10 fold
	Roy et al. [178]	2023	DA	RES	KDEF/DDCF/BU3DFE	97.15%/97.34%/97.02%	CNN	10 fold
	Li et al. [117]	2021	FD+DA	RES+Atten	RAF-DB/CK+/MMI/JAFFE	88.23%/98.77%/79.42%/91.89%	CNN	10 fold+Hold out
	Wang et al. [214]	2022	DA	RES	VGGFace2/RAF-DB/FED-RO	60.20%/85.95%/70.00%	CNN	10 fold+Hold out
	Chen et al. [24]	2023	DA	Trans	FER2013/AffectNet/SFEW 2.0/RAF-DB	74.95%/66.04%/63.69%/90.98%	Trans	Hold out
	Fang et al. [48]	2023	DA	RES	RAF-DB/ FERPlus/AffectNet	78.17%/65.54%/50.33%	CNN	Hold out
	An et al. [6]	2024	N/A	Trans	RAF-DB/ FERPlus/AffectNet/AffectNet-8	91.45%/90.16%/63.49%/60.75%	Trans	Hold out

¹DA: Data augmentation; FD: Face detection; CE: Contrast enhancement; IN: Illumination normalization; FA: Face alignment; N/A: Not applicable; ²Trans: Transformer; Atten: Attention; nsCNN: n-stream convolutional neural network; LOSO: Leave-one-subject-out; ROI: Region of interest; RES: Residual; GRU: Gated recurrent unit;

4 Deep MaE Recognition

The ever-increasing data volume has motivated various data-driven methods to handle the technical challenges in computer vision, such as, emotion recognition [110], event detection [78] and action detection [205]. As an important research direction in computer vision, deep learning-based MaE recognition (a.k.a. deep MaE recognition) has seen its significant advancements in both practical applications and research experiments. More specifically, deep MaE recognition has progressed from analyzing multiple static images to handling complex dynamic image sequences. Hereinafter of this section, we provide an in-depth exploration of deep learning-based MaE recognition methods that are tailored for static image analysis (i.e., deep static MaE recognition) and for dynamic sequential image analysis (i.e., deep dynamic MaE recognition). By examining the state-of-the-art methodologies, we aim to highlight the strengths and advancements in MaE recognition and to emphasize their potential to address increasingly complex wild scenarios.

4.1 Deep Static MaE Recognition

As shown in Table 3, MaE recognition from multiple static images has been proposed due to the efficiency of data processing and the potential for more detailed analysis.

4.1.1 Ensemble learning. Ensemble learning in deep static MaE recognition can exploit complementary information from multiple feature representations of a single emotion image. More specifically, ensemble learning can be used at different stages of the deep static MaE recognition, such as, data preprocessing [96], input enhancement [71, 147, 182, 183, 208], network generation [97, 171], feature extraction [209, 240], and emotion classification [79, 147]. More specifically, deformation and normalization have been used to preprocess the data before training the deep models for MaE recognition [96]. When applied at the stage of input enhancement, ensemble learning can improve the MaE recognition by integrating multiple types of textural features, such as, local binary patterns (LBPs) [71, 183], facial landmark point [147], covariance feature [182], gradient images [71], and gravitational force [208]. At the stage of network generation, deep models with various kernel shapes and parameter initializations are ensembled to improve performance [97, 171]. For example, Saurav et al. [181] proposed an integrated convolutional neural network (CNN) architecture that leveraged two deep models with distinct kernel shapes. The aggregation of features extracted from deep models represents another prevalent research direction for constructing model ensembles in deep static MaE recognition. Several studies [209, 240] have explored integrating different regions (e.g., eyes, mouth, nose, and the entire image) of the face for model ensembling. Through the different ensemble strategies [209, 240], an integrated feature that combines information from all facial regions can be generated for MaE recognition. In addition to the common integration rules (e.g., majority voting, simple average, and weighted average), the weighted average for decision ensemble was also investigated in [79, 147]. Despite the aforementioned merits, ensemble learning increases the training cost of the model and lacks transparency and interoperability.

4.1.2 Transfer learning. Transfer learning in deep static MaE recognition enables deep models to be fine-tuned on MaE datasets after being pre-trained on large-scale, high-quality MaE datasets. The utilization of transfer learning can alleviate the overfitting issue due to the limited training data for static MaE recognition. By pre-training the model with additional data from other relative tasks, deep static MaE recognition methods can obtain more generic knowledge. For example, Ng et al. [150] used ImageNet [34] dataset to obtain the pre-trained models that are fine-tuned by the other related MaE datasets. The training efficiency can be improved by only fine-tuning the dense layers of deep models; therefore, the training computing expenditure is reduced in [4]. Instead of using general-purpose datasets, MaE-specific

datasets can be used for deep model pre-training [8, 151]. For instance, Ngo et al. [151] employed the face identification dataset (e.g., VGGFace2 [14]) for model transfer. To further mitigate the overfitting in deep static MaE recognition, Atabansi et al. [8] used another MaE recognition dataset with high resolution and huge quantity for model pre-training.

4.1.3 Multi-task learning. Multi-task learning allows a deep model to extract macro-expression features from static facial images by using other facial behavior analysis tasks as auxiliary tasks in the deep static MaE recognition. For example, recent deep static MaE recognition methods have integrated facial landmark localization [17] and AU detection [170] to extract more robust MaE features [17, 135, 170, 258]. Moreover, Pons and Masip found that leveraging shared features across AU and MaE can enhance the performance of recognition [170]. To further improve the synergy, Li et al. [113] introduced an alignment loss to constrain the feature distribution between the AU detection and MaE recognition tasks. Furthermore, the multi-task learning can be used to fuse the global and local facial expressions by automatically assigning weights based on the importance of global and local facial information [237, 256]. Besides, facial expression synthesis [276], head pose estimation [21], body gesture [262], and gender learning [159] had been demonstrated as promising collaborative auxiliary tasks for deep static MaE recognition and could significantly improve performance. Therefore, Chen et al. [21] proposed a dual-attention based multi-task learning framework that contains a separate channel attention mechanism to calculate task-specific attention weights and an orthogonal channel attention loss to optimize the selection of feature channels for each auxiliary task. Since human emotion is conveyed equally via the body and the face in most cases, Zaghbani et al. [262] combined the upper body gesture action detection task for the deep static MaE recognition. Pan et al. [159] incorporated gender learning as an auxiliary task to factor in the effects of gender on the deep static MaE recognition since the characteristics of the same facial expressions from males, females, and infants can be significantly different. Instead of using a single auxiliary task, several studies proposed various multiple tasks for deep static MaE recognition to achieve more synergy. For instance, Qin et al. [172] developed an algorithm that simultaneously performs face recognition, MaE recognition, age estimation, and face attribute prediction. Similarly, Foggia et al. [51] proposed a comprehensive multi-task framework to integrate gender, age, ethnicity, and MaE recognition using facial images.

4.1.4 Attention-based learning. Attention-based learning is used to enrich the spatial information in deep static MaE recognition. The attention modules can focus on both global and local regions and generate more comprehensive static facial expression features that typically include local information, global information, and the corresponding dependency. Drawing inspiration from the human ability to locate salient objects in complex visual environments, attention mechanisms have emerged as a powerful tool in deep static MaE recognition [86]. By prioritizing critical facial regions, attention modules can significantly enhance the extraction and integration of expression features in order to achieve a more accurate and robust recognition model. For example, Fernandez et al. [141] developed an attention module to enhance the extraction of expression features by assigning higher weights to relevant regions. Li et al. [105] integrated LBP and deep features with an attention mechanism to enhance the performance of deep static MaE recognition. In wild scenarios, pose variations and occlusions present significant challenges for deep static MaE recognition [122, 215]. To address the aforementioned issues, various attention modules have been proposed to enhance model robustness and performance. For example, Li et al. [122] introduced an attention module designed to identify local facial regions associated with MaEs while simultaneously incorporating complementary global facial information. This dual-focus approach enables more robust MaE recognition under occlusion conditions by balancing localized details with a holistic view of the face. Wang et al. [215] proposed a region attention module that is tailored to address occlusions and pose variations. The region attention module in [215] highlights significant facial regions

by leveraging attention weights and combines local region features to generate a compact and fixed-length feature representation for final classification. Motivated by the idea of integrating global and local features, Zhao et al. [280] developed a global multi-scale and local attention module. Zhao et al. [280] confirmed that the proposed attention module can ensure a comprehensive representation of facial expressions by capturing global features through multiple receptive fields while guiding the model to focus on salient local features. Motivated by facial attributes and human perception mechanisms, Liu et al. [130] introduced an adaptive multilayer perceptual attention module. By effectively capturing critical information from global, local, and salient facial regions, the proposed module in [130] significantly improves the robustness of deep static MaE recognition.

First proposed in [40], vision transformers (ViTs) have brought remarkable advancements in the domain of deep static MaE recognition, primarily due to their ability to capture long-range dependencies across image patches [7, 281]. By leveraging the self-attention module inherent in transformers, Aouayeb et al. [7] pioneered the integration of ViTs with a squeeze-and-excitation block that can extract expression-related features. Xue et al. [244] exploited the ViT architecture to explore relationships among various facial regions for a more holistic understanding of static MaEs. To address the occlusion issue, Liu et al. [128] introduced a patch attention module that assigns attention weights to local facial regions. The integration of the patch attention module with a ViT can effectively capture both local and global dependencies. Building upon the advancements of ViTs, Zheng et al. [281] developed a dual-stream model that leverages a cross-fusion mechanism to combine facial landmark features with image-based features. Furthermore, the incorporation of additional modalities has proven instrumental in augmenting transformer-based deep static MaE recognition. For example, gradient images [144] and gray-level co-occurrence matrices [196] have been used as complementary inputs to enrich the feature space. These modalities not only enhance the discriminative power of the models but also provide deeper insights into the complex interplay of facial features. The optimization of transformer architectures also plays a critical role in advancing deep static MaE recognition. In [49], Feng et al. demonstrated that adjusting the parameter structures of ViTs through optimization algorithms has led to significant performance improvements.

4.1.5 Self-supervised learning. Self-supervised learning can enhance deep static MaE recognition models by broadening their ability to understand and analyze MaEs from a spatial perspective. More specifically, self-supervised learning is utilized to extract meaningful features from unlabeled data that come from unannotated MaEs [6, 24, 48, 117, 214], data captured from different perspectives [177, 178, 263], and multi-modal data sources [15, 66, 191].

When applying for unlabeled MaE datasets, Li et al. [117] proposed a self-supervised learning method to facilitate compound MaE recognition with multiple labels. To avoid the expenditure of manual annotation, Wang et al. [214] introduced an automatic occluded MaE recognition method that can effectively use large volumes of unlabeled data. Chen et al. [24] combined self-supervised learning with few-shot strategies to train deep models for static MaE recognition with a limited amount of labeled data. Fang et al. [48] introduced an innovative approach by leveraging contrastive clustering in self-supervised models. The proposed method in [48] can strategically refine pseudo labels within face recognition datasets and thereby unlock the potential to enhance deep static MaE recognition. An et al. [6] proposed a self-supervised static MaE recognition that learns multi-level facial features without requiring labeled data.

The self-supervised learning can be employed for deep static MaE recognition tasks using non-frontal data samples. For example, Roy et al. [177] proposed a contrastive learning method for multi-view MaEs to address the viewpoint sensitivity and limited quantities of labeled data. By aligning features of the same expression from different perspectives, the proposed contrastive learning method can generate view-invariant embedding features for multi-view static MaE

recognition. Later, Roy et al. [178] introduced an improved version of the proposed contrastive learning method in [177]. After obtaining effective view-invariant features, the proposed approach in [178] can incorporate supervised contrastive loss and Barlow Twins loss [263] to further differentiate MaE features with minimized redundancy.

The self-supervised learning had also been applied to multi-modal MaE recognition to address the challenges of integrating data from various modalities without explicit annotation. Siriwardhana et al. [191] utilized pre-trained self-supervised models to extract text, speech, and vision features to improve deep static MaE recognition tasks. Moreover, multi-modal self-supervised learning frameworks had been explored to extract and fuse multi-modal features to achieve promising results in deep static MaE recognition [15, 66].

4.1.6 Potential limitations of different methods on deep static MaE recognition. While various methods in deep static MaE recognition have significantly improved model performance and broadened their applicability, they still present certain limitations. Ensemble learning, which combines multiple models to boost performance, often increases computational costs and reduces transparency and interoperability due to added complexity. Transfer learning, which relies on pre-trained models, can be less effective if there is a significant domain gap between the source and target datasets. Moreover, improper fine-tuning can reduce the model’s ability to adapt to new datasets. Multi-task learning enhances model performance by jointly learning MaE recognition alongside related tasks. However, the choice of auxiliary tasks is critical since irrelevant or conflicting tasks may hinder learning. Attention mechanisms, while powerful, can focus excessively on certain regions, potentially ignoring other important information, especially in cases of facial occlusions or pose variations. Self-supervised learning is very dependent on the quality of input data or the limited labeled data. Most current large-scale MaE datasets are collected from different viewing angles, lighting conditions, and occlusions in network environments that cannot be controlled. Therefore, if the unlabeled data contains much noise or atypical samples, then the model may learn incorrect feature representations, which impairs its final recognition performance.

4.2 Deep Dynamic MaE Recognition

While MaE recognition can be achieved using static images and isolated frames, it greatly benefits from analyzing consecutive dynamic frames over time. In this section, we provide a comprehensive review of recent deep dynamic MaE recognition methods, summarized in Table 4.

4.2.1 Ensemble learning. Ensemble learning can enhance the accuracy and robustness of dynamic MaE recognition by frame aggregation that can combine temporal dynamic features across multiple frames and frame-level emotion classification results. In deep dynamic MaE recognition, the frame aggregation can be implemented at decision-level [91, 92] and feature-level [132, 134, 152, 157].

The decision-level frame aggregation integrates the classification results of individual frames in the form of class probability vectors. For instance, Kahou et al. [92] explored the decision-level frame aggregation by using averaging and expansion for deep dynamic MaE recognition. Later, Kahou et al. [91] used expansion or contraction methods to aggregate single-frame probabilities into fixed-length video descriptors. Since the number of frames may vary, statistical characteristics (e.g., mean, variance, minimum, and maximum) can be utilized to summarize the frame-level outputs. However, relying solely on per-frame decisions may overlook the temporal dependencies between consecutive frames, which may impact the performance of deep dynamic MaE recognition.

The feature-level frame aggregation focuses on integrating frame-level features for final prediction. Nguyen et al. [152] concatenated frame features and fed them into a 3D CNN model for MaE recognition. By leveraging the attention mechanism, Liu et al. [132] introduced a frame aggregation method to integrate expression-related features. Specifically,

Table 4: An Overview of Representative Methods on Deep Dynamic MaE Recognition

Learning Paradigms	Method	Year	Pre-processing	Block	Dataset	Performance	Network Structure	Protocol
Ensemble Learning	Kahou et al. [92]	2013	FA+DA	N/A	AFEW2	41.03%	CNN	Cross validation
	Kahou et al. [91]	2016	FA+DA	N/A	AFEW4	47.67%	CNN	2 fold
	Liu et al. [132]	2022	DA	RES+Atten	BU-3DFE/MMI/AFEW/DFEW	85.33%/91.7%/53.98%/65.35%	CNN	Cross validation
	Liu et al. [134]	2023	DA	Trans	BU-3DFE/MMI/AFEW/DFEW	88.17%/92.5%/54.26%/65.85%	CNN	Cross validation
	Pan et al. [157]	2024	FA	RES+Atten	eINTERFACE05/BAUM-1s/AFEW	54.6%/57.5%/54.7%	CNN	Cross validation
Explicit Spatio-temporal Learning	Zhang et al. [265]	2017	DA	N/A	CK+/Oulu-CASIA/MMI	45.5%/25.8%/24.4%	CNN+RNN	10 fold
	Zhi et al. [282]	2019	DA	N/A	Biovid Heat Pain/CASME II/SMIC	29.7%/54.6%/57.8%	RNN	LOGO
	Lee et al. [103]	2020	DA	Atten	MAVFER	RMSE/CC/CCC-0.112,0.563,0.521	RNN+CNN	Hold out
	Hasani et al. [72]	2017	FA+DA	RES	CK+/MMI/FERA/DISEA	67.52%/54.76%/41.93%/40.51%	CNN+RNN	5 fold
	Deng et al. [35]	2019	N/A	RES	CK+/MMI/AFEW	94.39%/80.43%/82.36%	CNN+RNN	5 fold
Multi-task Learning	Khanna et al. [94]	2024	DA	RES	Ravdess/CK+/Baum1	91.69%/98.61%/73.73%	CNN	Hold out
	Yu et al. [257]	2020	FA+FD	N/A	CK+/Oulu-CASIA	98.77/90.40%	CNN+LSTM	10 fold
	Jim et al. [90]	2021	DA	RES	Aff-wild2	89.87%	CNN	Hold out
Attention-Based Learning	Xie et al. [239]	2023	FA+DA+ROI	Trans+Atten	MU-MOSI/CMU-MOSEI	84.61%/84.61%	BERT	Hold out
	Meng et al. [143]	2019	FD+FA	RES+Atten	CK+/AFEW 8.0	99.69%/51.8%	CNN	10 fold
	Liu et al. [129]	2020	FD+DA	Atten	CK+/Oulu-CASIA/MMI/AffectNet	99.54%/88.33%/87.06%/63.71%	CNN+RNN	10 fold
	Sun et al. [197]	2021	FD	Atten	CK+/MMI/Oulu-CASIA	99.1%/89.88%/87.33%	2sCNN	10 fold
	Xia et al. [235]	2022	FD	Atten	Aff-Wild2/RML/AFEW	50.3%/78.32%/59.79%	CNN+3DCNN	Hold out + LOSO
	Chen et al. [22]	2020	FD+DA	Atten	CK+/Oulu-CASIA/MMI	99.08%/91.25%/82.21%	3D CNN	10 fold
	Zhao et al. [279]	2021	FD+DA	RES+Atten	DFEW/AFEW	UAR: 53.69%/47.42 WAR:65.70%/50.92	CNN	5 fold+Hold out
	Huang, et al. [81]	2021	FA	RES+Atten	CK+/FERplus/RAF-DB	100%/90.04%/88.26%	CNN	10 fold+Hold out
	Ma et al. [139]	2022	FD+FA	RES+Trans	DFEW/AFEW	UAR: 54.58%/49.11% WAR: 66.65%/54.23%	CNN	5 fold+Hold out
	Zhang et al. [266]	2022	FD	RES+Trans	ABAW	F1: 35.9%	CNN	Hold out
	Zhao et al. [275]	2022	FA+FD	Atten+Trans	CK+/Oulu-CASIA/eINTERFACE05/ AFEW/CAER	98.78%/89.17%/54.62%/ 51.17%/77.06%	GCN	Cross validation
	Wang et al. [216]	2024	FA	RES+Trans	DFEW/FERV39k	UAR: 60.28%/41.28% WAR: 71.42%/51.02%	CNN	N/A
	Chen et al. [19]	2024	DA	RES+Trans	DFEW/FERV39k/AFEW 8.0	UAR: 58.65%/41.91%/52.23% WAR: 69.91%/50.76%/55.40%	CNN	Hold out+5 fold
	Zhang et al. [266]	2023	FD+DA	Trans	MAFW11/MAFW43/DFEW/AFEW	UAR: 39.37%/15.22%/57.16%/50.22% WAR: 52.85%/39.00%/68.85%/52.96%	CNN+Trans	5 fold+Hold out
	Self-supervised Learning	Song et al. [192]	2021	FD+ROI	N/A	SEMAINE	MSE-0.058/0.072	Unet
Sun et al. [195]		2023	ROI	Trans	DFEW/FERV39k/MAFW	UAR:63.41%/43.12%/41.62% WAR:74.43%/52.07%/54.31%	Trans	Cross validation
Chumachenko et al. [26]		2024	FD	Trans	DFEW/MAFW	UAR:66.85%/44.25% WAR:77.43%/58.45%	Trans	5 fold

¹DA: Data augmentation; FD: Face detection; CE: Contrast enhancement; FA: Face alignment; N/A: Not applicable;²Trans: Transformer; Atten: Attention; nsCNN: n-stream CNN; LOSO: Leave-one-subject-out; RNN: Recurrent neural network; LSTM: Long short-term memory; BERT: Bidirectional encoder representations from transformer; GCN: Graph convolutional network;³UAR: Mean class accuracy; WAR: Overall accuracy; RMSE: Root mean squared error; CC: Correlation coefficient; CCC: Concordance correlation coefficient;

they segmented videos into short clips and employed an attention-based feature extractor to capture salient features from these segments. Then, an emotional intensity activation network was designed to locate salient clips for generating robust features. Building on this, Liu et al. [134] proposed a transformer-based frame aggregation method for dynamic MaE recognition. To effectively integrate interrelationships among multi-cue features, Pan et al. [157] developed a hybrid fusion method for video-based MaE recognition. The proposed ensemble method in [157] combines the strengths of different types of features (e.g., appearance, geometry, and high-level semantic knowledge) and thereby improves the overall performance and robustness of dynamic MaE recognition systems.

4.2.2 Explicit spatio-temporal learning. Explicit spatio-temporal learning focuses on constructing deep models that are designed to extract spatio-temporal information from the dynamic MaE datasets. The explicit spatio-temporal learning methods can incorporate the temporal information into the encoded features by using a sequence of frames within a sliding window. The recurrent neural network (RNN) [43] and its advanced version (i.e., long short-term memory, LSTM) [75] have been used in dynamic MaE recognition due to the ability to process sequential data [2, 5, 103, 165, 203, 219, 261, 265, 287]. For instance, Zhang et al. [265] employed an RNN to articulate morphological changes and dynamic evolution of MaEs by exploiting key facial regions based on facial landmarks. Zhi et al. [282] proposed a lightweight LSTM-based method with less complexity to produce a sparse representation for dynamic MaE recognition. Lee et al. [103] introduced attention-guided convolutional LSTM to capture dynamic spatio-temporal information. By leveraging the depth and thermal sequences as guidance priors, the proposed model can guide the model to focus on

discriminative visual regions. An LSTM autoencoder was used to learn temporal dynamics for dynamic MaE recognition [203]. Besides, the 3D deep models (e.g., 3D CNN [87]) have also been adopted to extract spatio-temporal features directly for dynamic MaE recognition [12, 35, 72]. Hasani et al. [72] combined 3D Inception-ResNets [199] with an LSTM unit to capture spatio-temporal information. Deng et al. [35] proposed a 3D CNN framework consisting of a stem layer, 3D Inception-ResNets structure, and gated recurrent unit (GRU) layer to process video data. To further improve the performance of the model, the island loss [12] was incorporated to increase inter-class differences while minimizing intra-class variations. Khanna et al. [94] developed an end-to-end spatio-temporal deep model that integrates residual networks [74] and DenseNet [80] for MaE recognition.

4.2.3 Multi-task learning. Multi-task learning in deep dynamic MaE recognition focuses on capturing the dynamic variation patterns of MaEs over time in order to enhance the understanding of expression changes in video clips. By fusing local dynamic features extracted from a part-based module, Yu et al. [257] proposed a multi-task module that can capture the subtle variations of MaEs from both local and global features. Jin et al. [90] utilized a multi-task framework involving AU detection and MaE recognition to pre-train the visual feature extractor. Then, both visual and audio features from videos were concatenated and fed into a transformer encoder to extract temporal features for recognition. Xie et al. [239] expanded the scope of auxiliary tasks by incorporating dynamic MaE recognition from multiple modalities, such as text, audio, and video.

4.2.4 Attention-based learning. Attention-based learning in deep dynamic MaE recognition focuses on both spatial and temporal information. Compared with attention modules in deep static MaE recognition, attention modules in deep dynamic MaE recognition operate across the temporal and even channel dimensions to extract richer video features. Furthermore, these attention modules can integrate multimodal features to derive more comprehensive spatio-temporal representations.

Various attention modules have been proposed to enhance deep dynamic MaE recognition by integrating spatial, temporal, and channel-wise information, e.g., self-attention [143], relation attention [143], AU attention [129], and multi-attention [22, 197, 235]. For example, Meng et al. [143] proposed a self-attention module to aggregate all input frame features and a relation attention module to capture informative features from global and local contexts. Liu et al. [129] introduced an AU attention mechanism to augment long-range expression information by focusing on specific AU regions. Besides, multi-attention is implemented in [22, 197, 235] to obtain the rich complementary information in deep dynamic MaE recognition. For instance, Sun et al. [197] proposed two attention modules to integrate facial features extracted from two deep models. Subsequently, an additional attention-based deep model was introduced to compose a comprehensive feature representation from MaE sequences. Xia et al. [235] developed a multi-attention module for dynamic MaE recognition. The proposed module in [235] can integrate spatial and temporal information from areas of interest (e.g., expressive frames and salient facial patches). Chen et al. [22] further expanded the scope by incorporating channel-wise attention and demonstrated its effectiveness in enhancing both performance and interpretability. Specifically, the proposed method in [22] employed a spatio-temporal module and a channel attention module to explore correlations across spatio-temporal and channel dimensions. Moreover, the proposed method in [22] can generate spatio-temporal attention maps for visualization.

Transformers have been used to enhance dynamic MaE recognition by integrating spatial, temporal, and contextual video features [81, 139, 266, 279]. Zhao et al. [279] proposed a dual-transformer framework that extracts robust MaE features by leveraging a spatial transformer module to capture spatial configurations and a temporal transformer module to account for temporal changes in expression videos. Huang et al. [81] developed a MaE recognition framework

that utilizes grid-wise attention to capture dependencies among facial regions and a ViT module to extract global features. To address long-range dependencies within videos, Ma et al. [139] designed a spatio-temporal transformer that integrates contextual relationships across frames, providing a comprehensive representation of dynamic MaE features. Additionally, some studies [19, 216, 275] incorporated external knowledge into transformers to enhance feature extraction. For instance, Zhao et al. [275] employed facial landmarks to construct spatio-temporal graphs, using graph convolutional blocks and transformer modules to extract MaE-related features. Wang et al. [216] combined multi-scale spatial information from CNNs with temporal features extracted from transformer modules. Similarly, Chen et al. [19] introduced multi-geometry knowledge into transformers, enabling the extraction of spatio-temporal geometry information for MaE recognition.

Moreover, transformers have been leveraged to integrate multi-modal features for dynamic MaE recognition. For instance, Zhang et al. [266] proposed a transformer-based framework that fuses static visual features with dynamic multi-modal information derived from text, audio, and video. In the proposed framework of [266], static frame features act as a guiding mechanism for the multi-modal fusion process to ensure the alignment of temporal dynamics with spatial cues from individual frames. Building on the framework in [266], Zhang et al. [267] introduced an advanced multi-modal transformer framework with improved methods for feature fusion and extraction. Specifically, the framework employs three transformer-based encoders, each dedicated to extracting features from a specific modality—visual, audio, or text—while enabling modality-specific adaptation. Unlike the earlier framework [266], which focused on integrating multi-modal data using static frame guidance, the subsequent method [267] achieves more robust multi-modal feature integration by aligning semantic information across modalities. This is accomplished by mapping features from all modalities into a shared latent space anchored in visual features, thereby supporting a more unified representation of multi-modal data.

4.2.5 Self-supervised learning. Self-supervised learning focuses on capturing changes in expressions across spatial and temporal dimensions in the deep dynamic MaE recognition. Moreover, self-supervised models can learn spatio-temporal features from unlabeled video data. Since the self-supervised learning models can interpret videos by learning the order of frames in human action recognition [50, 186], Song et al. [192] introduced a self-supervised framework with a rank loss mechanism to generate dynamic MaE features. By sorting preceding and following frames based on their distance from a central frame, the proposed framework can generate robust dynamic MaE features. Sun et al. [195] proposed a large-scale self-supervised model for pre-training a dynamic MaE recognition system using extensive unlabeled facial video data. Chumachenko et al. [26] proposed a multi-modal approach that combined complementary features from diverse modalities. The multi-modal approach employed two self-supervised learning encoders pre-trained on audio sequences and static images, and then fine-tuned using audio-visual dynamic videos.

4.2.6 Potential limitations of different methods on deep dynamic MaE recognition. Ensemble learning in dynamic MaE recognition increases both computational cost and system complexity. For example, feature-level frame aggregation requires substantial computation due to the large volume of frame-level features and complex network structures e.g., 3D CNNs, attention mechanisms, or transformers. Explicit spatiotemporal learning methods, such as 3D CNNs and RNN variants such as LSTM, GRU, are highly computationally expensive during training and inference, which may be impractical for resource-constrained applications. Furthermore, these models for the explicit spatiotemporal learning method with large amounts of parameters, are prone to overfitting during the training stage, especially when the MaE data is limited and the MaE changes are subtle within video sequences. The selection of appropriate auxiliary tasks in multi-task learning is a major challenge for MaE recognition. Irrelevant tasks or auxiliary tasks with significantly

different levels of difficulty can disrupt model training. In multi-modal and multi-task dynamic recognition models, integrating data from text, audio, and video requires precise alignment and synchronization. Misalignment between these modalities can degrade the model’s performance, particularly when capturing subtle expression changes. Attention mechanisms can effectively integrate facial region information and capture long-range dependences, but they can also introduce latency issues, particularly in models like transformers, which suffer from increased computational and memory requirements as the input sequence length grows. Although self-supervised learning captures sequential information, it struggles to model long-term correlations, especially when MaE changes are not immediately obvious.

5 Holographic MiE Analysis

Detecting MiEs is challenging due to their short duration and subtle emotional cues; therefore, each MiE must first be identified before proceeding to recognition. As a foundational step, MiE spotting involves identifying the temporal and spatial occurrences of these brief and subtle MiEs within a video clip. Building on MiE spotting, MiE recognition then analyzes and classifies the detected MiEs. In the remainder of this section, we detail the state-of-the-art approaches to the two major steps of holographic MiE analysis, i.e. MiE spotting and MiE recognition.

5.1 MiE Spotting

MiE spotting, referring to locating temporal segments in a specific video clip, is an important step for holographic MiE analysis. The key description of MiE in a video clip is to identify three time spots: (1) the onset refers to the initial frame where the emotion of an MiE becomes discernible; (2) the apex frame is the frame within the MiE clip that exhibits the highest intensity of emotion; and (3) the offset frame marks the end of the emotion. The current works on MiE spotting can be categorized into apex-frame spotting and interval spotting.

5.1.1 Apex frame spotting. The apex frame reflects the highest intensity of an MiE within a video clip and implies the ground-truth emotion of individuals. Traditional apex frame spotting methods exploited the algorithms based on handcrafted features, such as the descriptors of LBP and its variants due to their effectiveness and robustness. Pfister et al. [168] pioneered a MiE spotting approach for short spontaneous expressions. The proposed method in [168] leverages local binary patterns from three orthogonal planes (LBP-TOP) [274] to achieve notable results compared to manual detection methods. Yan et al. [246] proposed to utilize two handcrafted descriptors (i.e., the constrained local model [29] and LBP) to detect the ROI of each face and to extract subsequent features for MiE analysis. To address the limitations of LBP-TOP in capturing essential information, Esmaeili et al. [45] proposed Cubic-LBP—an improved version of LBP. Compared with LBP, Cubic-LBP can extract fine-grained features from 15 planes and integrate the obtained histograms. Although the use of additional planes could enrich the features, Cubic-LBP also introduced redundant data that increases computational expenditure. To alleviate the computational expenditure, Esmaeili et al. [44] proposed an intelligent Cubic-LBP by leveraging CNNs to select relevant planes.

MiE spotting can be advanced through frequency-domain features [118, 119], CNN-based sliding windows [270], and attention mechanisms [251] for enhanced performance and feature selection. Given the challenges in capturing MiE motion within the spatio-temporal domain, an alternative approach is to extract features from the frequency domain. Li et al. [118, 119] introduced a spotting method leveraging the frequency domain to identify the apex frame. The proposed methods in [118, 119] demonstrated the effectiveness of the frequency domain feature in MiE spotting. The CNN models have also gained traction in MiE spotting. Zhang et al. [270] first employed CNNs with a sliding window approach to locate apex frames in long videos. To spot apex frames in onset-offset temporal sequences, Yee et al. [251]

used an attention module to highlight key regions in optical flow. The proposed method in [251] underscores that the attention mechanism has the capability of automatic feature selection in respective regions; therefore, the spotting performance can be improved.

5.1.2 Interval spotting. Interval spotting refers to detecting the onset and offset in a long MiE video with various constraints, such as, MaE, head movement, and blinks. While more challenging than apex frame spotting, interval spotting has broader practical applications. For interval spotting, traditional methods typically set thresholds to locate key points by comparing feature differences across entire videos. For example, Li et al. [114] proposed a method based on comparison of difference characteristics. Specifically, the proposed method identified LBP as a more effective baseline technique compared to the optical flow histogram. By incorporating the multi-scale analysis and a sliding window, Tran et al. [202] scaled the video sequence and obtained corresponding samples for spotting MiE intervals. Optical flow has been used in interval spotting due to its ability to describe motion information. Patel et al. [164] introduced a heuristic algorithm with optical flow for MiE interval spotting. The algorithm emphasized the continuity of motion direction. By analyzing the direction of motion vectors over time, it ensured that detected movements extracted by optical flow were consistent.

Wang et al. [222, 223] introduced the main directional maximal difference (MDMD) to characterize facial motion by calculating the largest magnitude difference in the main direction of optical flow. The proposed method was later adopted as a baseline in the third facial MiE grand challenge [106]. Han et al. [67] enhanced feature difference analysis by combining LBP with the main directional mean optical flow (MDMO) [136], which leveraged both texture and motion features for complementary insights. Guo et al. [65] extended this work by incorporating both magnitude and angle information from optical flow to detect local MiE movements.

MiE interval spotting methods focusing on handcrafted features and optical flow mentioned above require appropriate threshold settings, which is susceptible to the selected features and unexpected facial motion. To address the challenges, deep model approaches have emerged as promising alternatives. To distinguish the MaE and MiE in a long video sequence, Pan et al. [158] presented a local bilinear CNN to detect the fine-grained facial regions associated with MiE. Takalkar et al. [200] developed LGAttNet, a dual-attention framework that integrated local and global facial features for improved spotting. Gu et al. [64] proposed a lightweight deep model to predict the likelihood of a frame being part of a MiE interval for overfitting mitigation. To capture spatio-temporal features, Wang et al. [221] designed a 2D spatial and 1D temporal convolutional model. In addition, many studies [250, 259] utilized 3D CNNs to extract robust spatio-temporal features. Zhou et al. [286] further enhanced performance by integrating 3D CNNs with bidirectional encoder representations from transformers (BERTs) for onset-offset detection. Moreover, approaches leveraging AU analysis [248, 254] can incorporate prior knowledge and reduce noise interference to improve MiE spotting performance.

5.1.3 Potential limitations of different methods on MiE spotting. Traditional handcrafted descriptors are robust and offer good interoperability. For apex frame spotting, methods like LBP-TOP can handle low-intensity MiEs effectively. However, handcrafted descriptors are typically limited to local information and may fail to fully capture global dynamic patterns. CNN-based sliding window approaches can locate apex frames effectively, but are less time-efficient for long videos. The performance of sliding window methods is sensitive to the choice of window size and step size, impacting both detection speed and accuracy. Apex frame spotting also requires high-quality data, which may not always be available in practical applications.

Traditional interval spotting methods using handcrafted descriptors rely on threshold-based detection to locate key points by comparing feature differences across entire videos. This makes them highly sensitive to feature selection

and unexpected facial movements. The fine-tuning of thresholds is a challenge in diverse real-world scenarios. Deep learning models, although successful in MiE interval spotting, require large, labeled datasets. Given that MiEs are subtle and brief, models can overfit to the specific characteristics of the training data.

5.2 MiE Recognition

Since the seminar work [167], MiE recognition has seen unprecedented development that ranges from shallow machine learning with handcrafted descriptors to deep learning. Hereinafter of this part, the MiE recognition will be thoroughly reviewed.

5.2.1 Shallow machine learning methods. The success of shallow machine learning¹ demands for the well-designed handcrafted descriptors (e.g., LBPs and grayscale images) to extract local and global facial information. As a key component of MiE recognition, the development of descriptors has attracted several research endeavors, such as, LBP with six intersection points [226] and LBP with three mean orthogonal planes [225]. More specifically, Wang et al. [226] proposed the LBP with six intersection points to reduce the redundancy inherent in LBP-TOP. Later, Wang et al. [225] proposed the LBP with three mean orthogonal planes to alleviate the computational complexity issue of LBP-TOP. Compared with the LBP-TOP descriptor, the proposed LBP with three mean orthogonal planes offers faster processing with a competitive performance [225]. Huang et al. [83] developed the spatio-temporal completed local quantization pattern descriptor that incorporates additional information on sign, magnitude, and orientation components to enhance MiE recognition. To address the limitation of LBP-TOP on capturing muscle movement in the oblique direction, Wei et al. [230] proposed a descriptor named as LBP with five intersecting planes (LBP-FIP). The LBP-FIP descriptor enhances the LBP-TOP with an innovative feature (i.e., eight vertices LBP) in order to enrich the feature information by capturing detailed MiE dynamics in multiple directions. Therefore, the LBP-FIP can provide a richer and more effective representation for MiE recognition than the LBP-TOP descriptor.

Besides the series of LBP descriptors, the histogram of gradient (HOG) emerged as another prominent descriptor for MiE recognition [31]. By computing and aggregating the gradient directions in local regions of a facial image, HOG demonstrates its robustness to variations in illumination and deformation. Therefore, various HOG-based descriptors were adapted for MiE recognition [114, 155, 268]. Li et al. [114] proposed the histogram of image gradient orientation, which further suppressed illumination issues by discarding magnitude weighting from the first-order derivative. Niu et al. [155] introduced a local second-order gradient pattern to capture subtle facial changes in brief video clips. Zhang et al. [268] leveraged the histograms of oriented gradients on three orthogonal planes and the histograms of image-oriented gradients on three orthogonal planes to construct an effective MiE recognition framework.

Due to the superiority of describing brightness patterns in images, optical flow [76] can also be used to capture subtle muscle motion from adjective frames for MiE recognition. More specifically, Liu et al. [136] introduced the MDMO feature descriptor for MiE recognition. MDMO feature descriptor can integrate local motion information and spatial location from partitioned ROIs on the face, providing a robust representation of facial movements. Liong et al. [126] proposed to use the optical strain, consisting of the shear and normal strain tensors from optical flow, for MiE recognition. Happy et al. [69, 70] developed a fuzzy histogram of optical flow orientation to encode the temporal patterns of facial micro-movements; therefore, distinctive features that were sensitive to the nuances of MiE can be extracted. Considering the directional continuity of facial motion, Patel et al. [164] proposed an optical flow-based method that extracts features from local spatial regions with spatio-temporal integration.

¹The word "shallow" is used to differentiate from the deep learning methods.

Besides the feature extraction strategies, several works have investigated feature selection [70, 218] and feature fusion [260, 268] for MiE recognition. By selecting a subset of relevant features, feature selection enhances the MiE recognition methods by reducing the redundant high-dimensional features. Happy et al. [70] utilized a fuzzy histogram of optical flow orientation descriptors to capture temporal patterns associated with facial micro-movements. Then, the proposed method explores various feature selection methods to reduce the dimension of feature space. To extract effective spatio-temporal features, Yu et al. [260] combined the improved local directional number pattern in the spatial domain with the pyramid of histograms of orientation gradients in the temporal domain. Zhang et al. [268] proposed a feature selection method to integrate the effective feature components from the seven local regions of the face. Wang et al. [218] introduced an integral projection method to enhance information density, followed by a fixed-point rotation-based feature selection approach to identify features with significant motion variations. To address redundant or misleading features in recognition tasks, Wei et al. [231] implemented a kernelized two-group sparse learning model to optimize feature discrimination.

In general, shallow machine learning methods are based on handcrafted descriptors that demand for extensive prior knowledge on MiEs. After extracting discriminative features, classifying methods (e.g., support vector machine [260] and k -nearest neighbor [70]) are used for final MiE recognition.

5.2.2 Deep learning methods. Compared with the shallow machine learning methods that demand for handcrafted descriptors to extract features, the deep learning for MiE recognition (a.k.a., deep MiE recognition) can directly learn the advanced semantic features from corresponding data and achieve state-of-the-art performance on MiE recognition. Before proceeding, we first discuss the different types of input for MiE recognition.

- **Static images and dynamic frames.** Given the subtle motions in per MiE, the apex with peak emotional intensity is often employed to reduce computational complexity [55, 127, 285]. Li et al. [118] demonstrated the effectiveness of deep models using apex frames for MiE recognition. Furthermore, Sun et al. [194] showed that apex frames performed better than complete video sequences in certain scenarios. To capture dynamic information, several approaches utilize multiple sparse frames [56, 131, 236, 288] or dynamic images [101, 154, 194, 207]. Sparse frames allow for the extraction of richer information to describe MiE motion. Liu et al. [131] proposed a dynamic segmented sparse imaging module to highlight key frames and describe subtle motion changes. Gan et al. [56] presented OFF-ApexNet to extract optical flow features from the onset to apex frames. In addition, Xia et al. [236] calculated optical flow maps from the onset to apex frames. Zhu et al. [288] proposed Learning to rank onset-occurring-offset features, which used onset, offset, and a random frame to reduce low-intensity information and enhance emotional expressiveness, achieving discriminative features.
- **Temporal information.** Inspired by an action recognition method that converted dynamic clips into single dynamic images to integrate spatio-temporal information [11], multiple MiE recognition approaches [101, 154, 194, 207] use dynamic images to capture subtle movements during expression clips. Due to the incorporation of richer temporal information without incurring significant computational overhead, the methods using dynamic images can achieve better performance than apex frame-based approaches in MiE recognition.
- **Complete clips.** Advances in deep models for time series processing allow extraction of spatio-temporal information from continuous clips and several methods demonstrate competitive performance [9, 107, 175, 277]. However, due to information redundancy and the limited scale of MiE datasets, such deep models may lead to high computational costs and overfitting.

Different deep learning paradigms have been explored to address various challenges in MiE recognition [32, 47, 153]. Therefore, we are motivated to discuss various learning paradigms for deep MiE recognition.

Transfer learning. Due to the scarcity of MiE datasets and the subtle intensity of MiEs, transfer learning for deep MiE recognition needs a stronger reliance on prior knowledge on facial expressions and the ability to capture subtle motion changes. Transfer learning in MiE recognition tends to learn features from MaEs and AUs. For instance, Patel et al. [163] pre-trained models on both ImageNet and MaE datasets and demonstrated that MaE datasets are more suitable for MiE recognition due to their domain-specific features. The application of transfer learning to deep MiE recognition involves two steps: (1) pre-training on related datasets (e.g., facial expressions and ImageNet datasets) to learn general features of human faces and objects; and (2) fine-tuning on MiE datasets [18, 119, 131]. Moreover, transfer learning has been investigated by leveraging knowledge from MaE datasets that contain a large number of labeled MaEs [166, 212, 233, 234, 283]. For example, Zhi et al. [88] proposed to pre-train a 3D-CNN on the Oulu-CASIA dataset to enrich MiE features and improve recognition performance. Before fine-tuning on MiE datasets, Wang et al. [212] proposed to address the overfitting issue by sequentially pre-training network parameters on ImageNet and MaE datasets. To better utilize dynamic muscle motion, Xia et al. [233] proposed a dual-stream deep model with one stream pretrained on MiE data and the other on MaE data. The domain discriminator and the relation classifier were designed to account for spatio-temporal information during the transfer process. In particular, the domain discriminator module focuses on capturing the static textures of facial appearances, and the relation classifier predicts the correct relation among temporal features with different sampling intervals from the double streams of the model. Indolia et al. [85] revealed that fine-tuning a pre-trained ResNet18 model with a self-attention mechanism can identify relevant facial regions for MiE recognition. Liu et al. [133] used MaE samples to train the feature extractor and optimized the hyper-parameters through grid search for subsequent deep MiE recognition.

As an alternative of fine-tuning, knowledge distillation involves transferring knowledge from a complex “teacher” model to a simpler “student” model. For example, Sun et al. [194] used a pre-trained teacher model to distill AU-based knowledge to guide the student model. Li et al. [120] developed a dual-view attentive similarity-preserving distillation approach to learn AU knowledge and employed a semi-supervised co-training method to generalize the teacher model. Song et al. [193] incorporated related expression samples into a first-order motion model to extract motion variations from neutral expressions to MaE and MiE. More specifically, Song et al. [193] used a dual-channel encoder-decoder model guided by teacher model features to learn the transition features from MiE to MaE.

Multi-task learning. Multi-task learning in deep MiE recognition focuses on incorporating fine-grained auxiliary tasks to enhance the model’s sensitivity to subtle facial changes. Specifically, multi-task learning leverages auxiliary tasks (e.g., gender detection [109, 154] and AU detection [53, 227]) to improve model generalization and robustness in deep MiE recognition. Li et al. [109] utilized multiple related tasks (e.g., facial landmark detection, gender detection, smiling recognition, profile analysis, and glasses detection) as auxiliary tasks for MiE recognition. Similarly, Nie et al. [154] proposed a dual-stream approach based on gender for MiE recognition, demonstrating that integrating gender features can enhance MiE recognition performance. As an auxiliary task in MiE recognition, Fu et al. [53] employed AU detection to extract fine-grained features, thereby improving the capabilities of attention-based models. Wang et al. [227] incorporated AU detection to introduce inductive biases that can enhance the generalization of deep MiE recognition.

Self-supervised learning. To enhance the ability to capture details of MiEs, self-supervised learning can reduce noise and irrelevant information in subtle changes of MiEs. Fan et al. [47] proposed an MiE analysis method by using self-supervised learning and a symmetric contrastive ViT to capture the symmetrical facial movements in MiEs while

mitigating the influence of irrelevant information. Since standard BERT cannot describe MiE features in detail, Nguyen et al. [153] introduced a self-supervised learning method called micron-BERT that consists of two components: diagonal micro-attention to capture subtle differences between adjacent frames and a patch-of-interest mechanism to emphasize regions within MiEs while mitigating background noise. Das et al. [32] elaborated a self-supervised approach to learning meaningful dynamic features of MiEs with limited samples as pretext tasks. The pretext model was subsequently adapted for downstream tasks while retaining prior knowledge of facial motion. Motivated by contrastive learning within the momentum contrast framework [73], Wang et al. [224] utilized a pre-trained 3D-CNN to learn discriminative information embedded in the underlying data structure. To capture subtle and rapid facial movements, the 3D-CNN enhanced temporal dynamics by incorporating a generative adversarial model to remove redundant frames.

Lightweight deep learning. The ever-increasing demand for MiE recognition in daily life drives the development of lightweight and resource-efficient deep MiE recognition methods [1, 95, 124]. Compared with the complex deep models, the lightweight deep model can alleviate the computational demand while maintaining reasonable predictive performance. Khor et al. [95] proposed a lightweight dual-stream lightweight deep model comprising two truncated CNNs with distinct input features. By merging different convolutional features from both streams, the proposed method facilitates more effective training and enhances the learning of discriminative features for MiE recognition. Liong et al. [124] designed a triple stream 3D-CNN to recognize MiE from three optical flow features, i.e., optical strain, horizontal and vertical optical flow fields. With fewer model parameters than traditional deep models, the proposed method in [124] could extract discriminative high-level features to describe the fine-grained MiE details. Shukla et al. [190] introduced a hybrid method combining convolutional layers with LSTM for lightweight MiE recognition. By integrating convolutional and recurrent structures, the proposed model [190] can capture complex spatio-temporal features and address data imbalance issues. To identify global features, Wang et al. [213] proposed a multi-branch attention CNN that consists of region division, multi-branch attention expression learning, and global feature fusion. The proposed multi-branch attention module can extract four distinct features and combine the four extracted features with different weights.

5.2.3 Other promising learning paradigms. To expand the potential scope of MiE recognition, several promising techniques [30, 108, 185] have emerged that cater to practical requirements and specific application scenarios. These methods address challenges such as limited datasets and focus on applications across diverse settings.

One approach to train deep models with limited data is to employ meta learning. By training on a variety of tasks, meta-learning enables models to “learn how to learn”, acquiring rapid adaptation capabilities that are valuable in data-scarce scenarios. To address the insufficient and inconsistent labeling in MiE datasets, Dai et al. [30] introduced a few-shot learning method that transfers knowledge through AUs. The few-shot learning method in [30] leverages the rich information contained in AUs to enhance the model ability to generalize from limited labeled examples. Wan et al. [211] applied model-agnostic meta learning to initialize parameters for 3D CNN training, enabling the model to quickly adapt to new tasks with minimal fine-tuning. Gong et al. [60] utilized a meta-learning-based multi-model fusion framework to extract the deep features from frame differences and optical flows. After verification of various feature combinations, the framework demonstrated that the fusion method using MaE and MiE can give distinct information to further recognize MiEs.

Another approach to facilitate insufficient samples in MiE recognition is data generation using a generative adversarial network (GAN) [62]. The proposal of GAN can be applied in many aspects including image generation [123], data augmentation [201], super-resolution [162], and style transfer [242]. Recently, MiE studies employed the GAN to

generate more available data samples for training robust recognition models. Liong et al. [125] used two GAN-based models, namely auxiliary classifier GAN [156] and self-attention GAN [264], to generate artificial MiE samples. Li et al. [108] proposed an improved GAN for MiE analysis using AU-based multi-label learning to generate sequences that were very similar to the original sequences. This approach ensures high fidelity in the generated data, which is crucial for training robust MiE recognition models. To address the issues of AU annotation caused by a subtle change in the face, Xu et al. [243] introduced a fine-grained AUs modulation to alleviate the noises and handle the symmetry of AUs intensity. Yu et al. [255] provided a GAN-based method, identity-aware and capsule-enhanced generative adversarial network with graph-based reasoning, to conduct controllable MiE synthesis with identity-aware features for recognition. This innovative approach allows for the generation of synthetic MiE sequences that retain subject identity while enhancing recognition performance. Zhou et al. [284] developed a GAN-based approach to enhance the generation of MiE sequences, aiming for more natural and seamless appearances. They first analyzed all AUs presented in prominent MiE datasets. Then, they smoothed the AU matrix extracted from source videos to refine the input data. By leveraging this refined AU information within their GAN framework, they were able to generate MiE sequences that exhibit more realistic and natural transitions. Zhang et al. [269] introduced a facial-prior-guided MiE generation framework for facial motion synthesis. This framework incorporated two key structures: an adaptive weighted prior map and a facial prior module. These components mitigated AU estimation errors and guided motion feature extraction, ensuring smooth and realistic synthesis generation by leveraging facial priors.

The focus of research on MiE recognition has been shifting from controlled laboratory settings to uncontrolled, wild scenarios to better address practical applications. Accurate MiE recognition in such environments presents several challenges, including occlusions, pose variations, varying illuminations, and low-resolution images. To address the challenges and improve the robustness and performance of recognition systems, a variety of techniques have been proposed. One approach to handling low-resolution MiE images in uncontrolled environments is through super-resolution techniques. Sharma et al. [184, 185] introduced methods based on GAN to perform super-resolution on low-resolution MiE images. This approach transformed low-resolution MiE images to super-resolution, allowing for the extraction of fine-grained textural features useful for downstream tasks. Occlusions represent another significant challenge for MiE recognition in wild conditions. Mao et al. [140] alleviated occlusions by generating synthetic datasets featuring various types of occlusions, such as facial masks, glasses, and random region masks, which allow for more thorough analysis under occlusion conditions. Gan et al. [57] developed an integrated “spot-and-recognize” framework that incorporated modules for MiE spotting, face alignment, and feature extraction. Building on this foundational work, Gan et al. [54] introduced significant enhancements by integrating 3D face reconstruction techniques into the existing framework. Specifically, Gan et al. [54] developed methods to generate a 3D face mesh that improves the accuracy of face alignment and the reliability of feature extraction from a 3D perspective. Even under challenging conditions such as varying poses and illuminations, the proposed integration in [54] can obtain accurate and consistent MiE recognition.

5.2.4 Potential limitations of different methods on MiE recognition. Shallow machine learning methods rely heavily on handcrafted descriptors, which require significant domain expertise and are time-consuming and challenging to develop. Feature selection and fusion strategies, while enhancing performance, introduce additional complexity. Ensuring that features are both representative and complementary and without introducing bias or redundancy, is a challenging task.

For MiE recognition, deep learning methods can improve classification performance, but using static images or apex frames as input can result in information loss. Apex frames capture only peak emotional intensity and ignore subtle changes during other time points, affecting the overall understanding of the MiE sequence. Although dynamic images

can integrate spatiotemporal information, converting dynamic images into single frames compresses spatiotemporal information. Similarly, using the entire clip as input of the deep MiE recognition model can introduce redundant information.

With MiEs exhibiting minimal changes over short time spans, selecting the appropriate model input is crucial. Transfer learning uses features from related datasets to aid in MiE recognition, but the datasets may not fully align with MiE characteristics. Multi-task learning remains an area for further exploration, particularly in identifying tasks that can strengthen MiE recognition. Lightweight learning methods aim to reduce inference time and storage requirements, but balancing model efficiency with accuracy remains a challenge.

To address the issue of small sample sizes, self-supervised learning leverages pretext tasks to learn meaningful spatiotemporal representations, though designing effective pretext tasks that align with downstream recognition remains a difficulty. Meta-learning and few-shot learning enable models to adapt to new tasks with limited data, but ensuring task diversity for effective training and improving generalization remain significant hurdles. GANs can generate additional training samples, improving model robustness, but the quality of synthetic data and annotation accuracy are critical concerns. Super-resolution techniques, while enhancing image detail, increase computational complexity and present challenges in real-time applications, particularly for large video datasets. Finally, in uncontrolled real-world environments, factors like lighting, occlusions, and pose variations significantly impact MiE recognition, and maintaining consistent performance under these conditions remains a major challenge.

6 Potential Applications of Facial Expression Analysis in IoT

The convergence of facial expression analysis with IoT systems unlocks new chances for intelligent, pervasive and adaptive computing services. By interpreting human emotions, IoT based applications can provide personalized, efficient, and responsive user experiences. In this section, we explore the potential of facial expression analysis in IoT by separately examining the contributions of MaE recognition and holographic MiE analysis.

6.1 MaE and Its Applications in IoT

MaEs play a vital role in interpreting human emotions; and therefore, MaE recognition becomes valuable in various IoT applications. More specifically, the applications of MaE recognition based IoT systems have been extended from purely emotion recognition [16, 149, 249] to the healthcare industry [77] and flu tracking [174].

6.1.1 Emotion recognition. The recent years have seen the rapidly expanding attention on the integration of emotion recognition and intelligent IoT devices. Such integration enhances real-time data analysis, minimal communication overhead, and data protection. Muhammad et al. [149] designed an edge computing-empowered emotion recognition system that consists of IoT devices, an edge device, and a remote cloud. Pre-processing tasks (such as face detection, cropping, contrast enhancement, and resizing) are performed on IoT devices to alleviate computation and communication expenditure. Then, the edge device leverages the processed images for inference and decision-making and returns the decisions to the IoT devices. Moreover, the edge device downloads a global deep model from the cloud during off-peak hours to minimize latency. The remote cloud manages large-scale training and updates to ensure that the system remains up-to-date. The energy efficiency, lightweight design, and strong performance in experiments of the proposed architecture demonstrate the advantages of integrating emotion recognition with IoT devices.

For the privacy-preserving objective, Chen et al. [16] introduced an IoT-based MaE recognition method. More specifically, due to the imbalanced and limited size of expression datasets, data augmentation is employed to enhance

model performance. The IoT-based MaE recognition method ensures that sensitive emotional data is processed locally in order to reduce the risks of privacy leakage. Yang et al. [249] proposed a MaE recognition system for human-computer interaction that operates efficiently in real-time. By using a lightweight deep model on IoT devices to recognize emotions through AUs, the proposed system can minimize pre-processing steps and limited data transmission. Consequently, it offers low latency and reduced overhead that satisfies the stringent requirements of real-time applications. Chen et al. [25] developed a system combining face recognition and emotion detection for use in autonomous vehicles. Leveraging IoT devices such as cameras, the system can facial emotions and identities of drivers to enhance takeover effectiveness. Optimized IoT protocols reduce the delay to just 2 milliseconds, while achieving high reliability with an F1 score of 96%.

6.1.2 Healthcare industry. The application of MaE analysis in the IoT-based healthcare industry has demonstrated a promising potential. By integrating the MaE information with IoT technology, healthcare systems can provide real-time analysis and feedback that are crucial for improving medical services and patient care. For example, Hossain et al. [77] developed an emotion recognition system for medical facility enhancement. The proposed approach utilized an IoT-based audio-video framework to assist healthcare providers in evaluating services. The system performs audio feature extraction and face detection on edge devices. Then, the remote cloud delivers the well-trained parameters to edge devices for efficient model inference. Such setup allows healthcare providers to gain immediate insights into patient emotions, facilitating more personalized and responsive care. Wang et al. [217] highlights the potential of IoT-based MaE analysis in ensuring worker safety in hazardous industries. More specifically, a deep capsule method based on IoT devices was introduced in [217] to monitor the mental state of miners in underground mining environments. The proposed system collects facial expressions and electroencephalograms to infer mental health states. By integrating the two modalities of data, the system could detect signs of stress and fatigue and thereby reduces the risk of man-made accidents.

6.1.3 Flu tracking. The application of IoT-based MaE analysis in flu tracking can enhance the management and control of flu spread through real-time monitoring and data analysis. For example, Rahman et al. [174] developed an edge internet of medical things framework to capture relevant signals (e.g., facial expressions and psychological states) during pandemics. By leveraging edge computing, the proposed edge internet of medical things framework can process data locally to generate immediate reports that highlight key insights. Such setup ensures low latency, enhanced security, and robust privacy protection that are critical factors in managing sensitive health information. Moreover, the proposed framework supports a variety of applications, such as sleep analysis, face mask detection, and physiological state analysis during a pandemic.

6.2 MiE and Its Applications in IoT

Since MiE can reveal ground-truth emotions, MiE-based IoT applications are an emerging and promising application scenario. By incorporating MiE analysis, IoT-based frameworks can detect and identify hidden emotions such that the valuable insights for practical applications are provided, e.g., security monitoring [27, 179, 188, 252], interpersonal negotiation [241], and mental disorder detection [23, 32, 58, 82, 116].

6.2.1 Security monitoring. MiEs are novel social behavioral biometrics that can be utilized for security monitoring. Due to the natural characteristics, MiEs provide valuable biometric information that is difficult to pose or fake. Saeed et al. [179] explored the use of MiEs as a soft biometric for person recognition. The person recognition utilized three handcrafted features to extract facial and behavioral biometric features from videos containing MiEs and predicted potential attacks. MiEs can also be used for deception detection. For instance, Yildirim et al. [252] made substantial

contributions by analyzing facial expressions in video data. They assessed the likelihood of the most prominent MiEs within a given clip or image to achieve accurate deception detection. Widjaja et al. [232] introduced a deception detection system based on the GRU. This system analyzed meaningful patterns from MiEs in facial videos to identify potential signs of deception. By leveraging the temporal dynamics captured by GRUs, the system can detect subtle changes in facial expressions over time, enhancing its accuracy in identifying deceptive behavior. Shilaskar et al. [188] also examined the effectiveness of deception detection using MiEs. Their proposed computer vision-based method evaluates MaEs and MiEs captured by a camera to identify specific facial cues associated with deception.

6.2.2 Interpersonal negotiation. Although emotion can be reflected in facial expressions, it is difficult for someone to capture the emotional changes of another person in time due to the complexity of actual situations. To capture the true emotion and provide timely feedback in negotiation, Xiong et al. [241] introduced a real-time MiE-based emotion recognition system via wearable smart glasses. By collecting and extracting features of the facial video on the front end of smart glasses, users can understand the communicator's intended information through real-time analysis of MiEs.

6.2.3 Mental disorder detection. As fleeting information in facial activity, the subtle movements of MiE can reveal psychological states. Huang et al. [82] proposed an elderly depression detection method using the MiEs based on AU features. Das et al. [32] presented a method to extract significant MiE muscle movements to predict mental disorders and demonstrated its potential in detecting future stuttering disfluency. Gilanie et al. [58] proposed a lightweight depression detection method using CNN for real-time applications via digital cameras. Li et al. [116] achieved promising results in depression recognition by analyzing the MiEs. Chen et al. [23] developed a method to diagnose concealed depression using MiE combined with ROI and machine learning, offering a low-cost, privacy-preserving solution feasible for self-diagnosis on mobile devices.

7 Challenges and Future Directions

The research on facial expression analysis has sparked numerous notable studies, which resulted in significant advances in both its application and further research. Despite its current prosperity in various domains, there remain several challenges and issues that require attention in the future. Here, we provide three notable research topics and potential research directions in the blow.

7.1 Advancing Facial Expression Datasets

Current datasets used for training effective facial expression analysis systems face significant challenges. In particular, compared to MaE, the available data for MiE is limited. This is due to the subtle and transient nature of MiE, making data collection and annotation more difficult. Most existing MiE datasets are collected in controlled laboratory settings, which may limit their generalizability to real-world applications. Additionally, variations in methodologies and paradigms used for data collection further complicate efforts to standardize and expand these datasets, hindering their scalability and growth.

Annotating MiE data also presents a major challenge. The process requires certified expertise to ensure accuracy and reliability, which significantly increases the time and resource investment needed for dataset creation. While MaE datasets tend to be larger, they also face challenges, primarily due to biases in data collection. Most MaE datasets are derived from publicly available internet sources, leading to inconsistencies in data quality and potential bias.

To address these challenges, future research should focus on several key areas: 1) **Unsupervised and Semi-Supervised Learning**: These approaches can reduce reliance on large, annotated datasets by enabling models to learn

from limited or even unlabeled data; 2) **Synthetic Data Generation:** Leveraging techniques such as GANs or diffusion models can augment existing datasets with realistic facial expression samples that retain key analytical features; 3) **Standardized Protocols for Data Collection:** Developing universal standards for collecting and annotating facial expression data across diverse settings can improve dataset consistency and interoperability. This includes protocols designed for “wild” data collection, such as using wearable devices or ubiquitous cameras. Data captured by IoT devices can provide a more diverse and naturalistic representation of facial expressions.

7.2 Adaptation to Diverse Cultural Contexts

Facial expression analysis systems often rely on the assumption of universal emotional expressions. However, cultural differences play a significant role in how emotions are expressed and interpreted. While MiEs are considered universal indicators of hidden or suppressed emotions, their occurrence may vary across cultures. On the other hand, MaEs are strongly influenced by culturally learned norms that dictate the appropriateness of expressing certain emotions in specific contexts. To effectively adapt facial expression analysis systems to diverse cultural settings, datasets must include both MiEs and MaEs from a variety of cultural contexts. To improve accuracy and relevance, models should incorporate contextual information, such as the interaction environment and cultural norms.

This cultural adaptability becomes especially important in IoT systems, as devices like smart home assistants, surveillance cameras, and wearable technologies are deployed globally. For instance, the facial expression details that smart assistants in different cultural settings need to focus on may vary significantly. To achieve cultural adaptability in IoT systems, it is imperative to collect culturally diverse datasets, including expressions from different geographic regions, age groups, and social contexts.

MiE datasets should capture subtle, transient expressions across various cultures, while MaE datasets must reflect culturally influenced emotional intensity and duration. Furthermore, pre-trained models can be fine-tuned using culturally specific datasets through transfer learning. This approach enables IoT devices to adapt to regional needs without requiring complete retraining from scratch. Additionally, IoT devices should integrate contextual understanding into their emotion recognition pipelines. For example, wearable devices like smart glasses can combine facial expression data with environmental cues such as social setting or cultural event, to provide culturally sensitive feedback or assistance.

7.3 Data Privacy and Protection

Data privacy and security are critical concerns in the integration of facial expression analysis into IoT systems. Facial expression data often consists of images or videos of individuals, which can include sensitive biometric information. The collection, transmission, and storage of such data from distributed IoT devices can introduce significant privacy risks. While some datasets are collected under strict informed consent protocols, many IoT-derived datasets remain unregulated. The reliance on wireless communication protocols in IoT devices increases vulnerability to interception and hacking. Weak encryption and unsecured channels can expose sensitive facial data during transmission. Additionally, storing facial data in centralized servers or cloud-based systems raises the risk of data breaches. A lack of a unified global privacy protection framework further exacerbates these concerns. While regulations like the European Union General Data Protection Regulation set standards for biometric data protection, the enforcement of these regulations varies by country, complicating global compliance.

Synthetic facial expression data has emerged as a promising solution to address these privacy concerns. Using GANs, synthetic data can be generated to supplement real datasets or to enhance model performance. Moreover, with

advancements in generative AI, large-scale text-to-video models (e.g., Sora) now offer the ability to create realistic facial expression data, providing a potential avenue for safeguarding privacy in future applications.

Federated learning is another promising technique for enhancing privacy in facial expression analysis. Unlike traditional centralized machine learning approaches, federated learning enables multiple devices to collaboratively train models while keeping sensitive data localized and without sharing raw data. This decentralized approach ensures that facial data never leaves the user's device, reducing the risk of unauthorized access and data leakage. By only sharing aggregated model updates with a central server, federated learning prevents the reconstruction of individual user's data. However, this approach requires efficient algorithms that can run on resource-constrained IoT devices, so future research should focus on optimizing federated learning techniques to balance performance, privacy, and energy efficiency.

7.4 Real-Time Processing

Real-time processing is a critical requirement for facial expression analysis in IoT applications. For instance, emotion-driven smart assistants and healthcare monitoring systems depend on real-time performance to function effectively. However, achieving efficient, reliable, and scalable real-time facial expression analysis remains a significant challenge. These challenges arise from the computational complexity of facial expression analysis algorithms, the resource constraints of IoT devices, and the difficulties associated with deploying these systems in the wild.

One of the primary challenges is the high computational cost of facial expression analysis algorithms. Tasks such as feature extraction, expression classification, and temporal analysis demand substantial processing power. Deep learning models, which are commonly used for these tasks, involve millions of parameters and require significant computational resources. IoT devices, however, are often resource-constrained in terms of processing power, memory, and battery life, making it difficult to meet the real-time processing demands of these algorithms.

Latency is another critical issue. IoT systems that rely on centralized cloud servers for processing can suffer from delays due to data transmission and network bottlenecks. These delays can undermine the responsiveness of applications, particularly in time-sensitive areas such as healthcare. Ensuring low-latency communication and processing is essential for effective real-time performance.

Edge computing presents a promising solution to these challenges. By processing data locally on IoT devices rather than sending it to centralized servers, edge computing reduces latency and conserves bandwidth. However, implementing facial expression analysis at the edge requires efficient hardware accelerators such as GPUs or specialized AI chips. Additionally, techniques like model quantization, pruning, and knowledge distillation can help optimize facial analysis models to reduce computational requirements while maintaining accuracy. Efficient data transmission protocols are also crucial for real-time performance, particularly for IoT networks with limited bandwidth and strict latency requirements.

7.5 Comprehensive Analysis

Comprehensive facial expression analysis involves multi-modal approaches that extend beyond the traditional focus on facial muscle movements. Recent studies have introduced various modalities such as electromyography [98], word [210], electroencephalogram [220, 278] and other psychological signals [180] can also reveal the emotions. Developing a multi-modal analysis of facial expressions could take advantage of complementary information and obtain robust features of emotions. Furthermore, several datasets combined with physiological signals have been proposed. For example, Chen et al. [20] introduced the micro-gesture dataset for hidden emotion recognition. Zou et al. [289] proposed a facial expression dataset with synchronized physiological signals. More valuable research can explore the intrinsic

relationship between facial expressions and other signals in the future. In addition to applying multi-modal expression analysis methods to IoT, IoT needs to consider multi-tasks for collaborative analysis.

In the context of the IoT, multi-modal expression analysis should also address the challenges of multi-tasking. IoT devices often need to process data from diverse sensors and perform various analyses simultaneously. This necessitates the development of efficient multi-task learning models to enhance system performance and responsiveness. For example, a smart home system might simultaneously analyze data from security cameras, environmental sensors, and facial expressions to enable collaborative decision-making.

Future directions for facial expression analysis in IoT should prioritize the integration of multi-modal and multi-task capabilities. By incorporating various physiological signals, researchers can develop more accurate and comprehensive emotion recognition systems. In addition, by improving the efficiency of multi-task learning models, IoT devices can maintain high performance and responsiveness while executing complex tasks. This will enable IoT systems to better understand and respond to emotional demands of users to provide more intelligent and human-centric services.

8 Conclusions

Facial expression analysis is receiving perpetually rising attention to understand the rich emotional information. As a common type of facial expression, the MaE analysis is now used in various wild scenarios. In contrast, the MiE analysis with the characteristics of unconsciousness and subtlety has the potential to reveal the genuine emotions of each individual. In this article, we have provided the taxonomy of current facial expression analysis that includes MaE and MiE analysis. We have comprehensively reviewed the state-of-the-art facial expression analysis methods and discussed their corresponding limitations. By reviewing the current applications of MaE and MiE in IoT systems, we have discussed insights and potential directions for the development and implementation of facial expression analysis in future IoT systems. We expect that our work can serve as a valuable resource for researchers and practitioners in facial expression analysis by providing fundamental research resources and a comprehensive research paradigm.

References

- [1] Nur Aishah Ab Razak and Shahnorbanun Sahran. 2023. Lightweight Micro-Expression Recognition on Composite Database. *Appl. Sci.-Basel* 13, 3 (2023).
- [2] Muhammad Abdullah, Mobeem Ahmad, and Dongil Han. 2020. Facial Expression Recognition in Videos: An CNN-LSTM based Model for Video Classification. In *Proc. Int. Conf. Electron. Inf. Commun.* 1–3.
- [3] Niki Aifanti, Christos Papachristou, and Anastasios Delopoulos. 2010. The MUG facial expression database. In *Proc. Int. Workshop Image Anal. Multimedia Interact. Services.* 1–4.
- [4] M. A. H. Akhand, Shuvendu Roy, Nazmul Siddique, Md Abdus Samad Kamal, and Tetsuya Shimamura. 2021. Facial Emotion Recognition Using Transfer Learning in the Deep CNN. *Electron.* 10, 9 (2021).
- [5] Fengping An and Zhiwen Liu. 2020. Facial expression recognition algorithm based on parameter adaptive initialization of CNN and LSTM. *Visual Comput.* 36, 3 (2020), 483–498.
- [6] Heng-Yu An and Rui-Sheng Jia. 2024. Self-supervised facial expression recognition with fine-grained feature selection. *Vis. Comput.* (2024), 1–13.
- [7] Mouath Aouayeb, Wassim Hamidouche, Catherine Soladie, Kidiyo Kpalma, and Renaud Segurier. 2021. Learning vision transformer with squeeze and excitation for facial expression recognition. *arXiv preprint arXiv:2107.03107* (2021).
- [8] Chukwuemeka C Atabansi, Tong Chen, Ranlei Cao, and Xueming Xu. 2021. Transfer Learning Technique with VGG-16 for Near-Infrared Facial Expression Recognition. *J. Phys. Conf. Ser.* 1873, 1 (apr 2021), 012033.
- [9] Mengjiong Bai and Roland Goecke. 2020. Investigating LSTM for micro-expression recognition. In *Proc. Companion Pub. Int. Conf. Multimodal Interact.* 7–11.
- [10] Xianye Ben, Yi Ren, Junping Zhang, Su-Jing Wang, Kidiyo Kpalma, Weixiao Meng, and Yong-Jin Liu. 2021. Video-based facial micro-expression analysis: A survey of datasets, features and algorithms. *IEEE Trans. Pattern Anal. Mach. Intell.* 44, 9 (2021), 5826–5846.
- [11] Hakan Bilen, Basura Fernando, Efstratios Gavves, Andrea Vedaldi, and Stephen Gould. 2016. Dynamic image networks for action recognition. In *Proc. IEEE Conf. Comput. Vis. Pattern Recognit.* 3034–3042.

- [12] Jie Cai, Zibo Meng, Ahmed Shehab Khan, Zhiyuan Li, James O'Reilly, and Yan Tong. 2018. Island Loss for Learning Discriminative Features in Facial Expression Recognition. In *Proc. IEEE Int. Conf. Autom. Face Gesture Recognit.* 302–309.
- [13] Felipe Zago Canal, Tobias Rossi Müller, Jhennifer Cristine Matias, Gustavo Gino Scotton, Antonio Reis de Sa Junior, Eliane Pozzebon, and Antonio Carlos Sobieranski. 2022. A survey on facial emotion recognition techniques: A state-of-the-art literature review. *Inf. Sci.* 582 (2022), 593–617.
- [14] Qiong Cao, Li Shen, Weidi Xie, Omkar M. Parkhi, and Andrew Zisserman. 2018. VGGFace2: A Dataset for Recognising Faces across Pose and Age. In *Proc. IEEE Int. Conf. Autom. Face Gesture Recognit.* 67–74.
- [15] Aayushi Chaudhari, Chintan Bhatt, Achyut Krishna, and Carlos M. Travieso-González. 2023. Facial Emotion Recognition with Inter-Modality-Attention-Transformer-Based Self-Supervised Learning. *Electronics* 12, 2 (2023).
- [16] An Chen, Hang Xing, and Feiyu Wang. 2020. A facial expression recognition method using deep convolutional neural networks based on edge computing. *IEEE Access* 8 (2020), 49741–49751.
- [17] Boyu Chen, Wenlong Guan, Peixia Li, Naoki Ikeda, Kosuke Hirasawa, and Huchuan Lu. 2021. Residual multi-task learning for facial landmark localization and expression recognition. *Pattern Recognit.* 115 (2021), 107893.
- [18] Boyu Chen, Zhihao Zhang, Nian Liu, Yang Tan, Xinyu Liu, and Tong Chen. 2020. Spatiotemporal convolutional neural network with convolutional block attention module for micro-expression recognition. *Information* 11, 8 (2020).
- [19] Dongliang Chen, Guihua Wen, Huihui Li, Pei Yang, Chuyun Chen, and Bao Wang. 2024. Multi-geometry embedded transformer for facial expression recognition in videos. *Expert Syst. Appl.* 249 (2024), 123635.
- [20] Haoyu Chen, Xin Liu, Xiaobai Li, Henglin Shi, and Guoying Zhao. 2019. Analyze spontaneous gestures for emotional stress state recognition: A micro-gesture dataset and analysis with deep learning. In *Proc. IEEE Int. Conf. Autom. Face Gesture Recognit.* 1–8.
- [21] Jingying Chen, Lei Yang, Lei Tan, and Ruyi Xu. 2022. Orthogonal channel attention-based multi-task learning for multi-view facial expression recognition. *Pattern Recognit.* 129 (2022), 108753.
- [22] Weicong Chen, Dong Zhang, Ming Li, and Dah-Jye Lee. 2023. STCAM: Spatial-Temporal and Channel Attention Module for Dynamic Facial Expression Recognition. *IEEE Trans. Affect. Comput.* 14, 1 (2023), 800–810.
- [23] Xiaohui Chen and Tie Luo. 2023. Catching elusive depression via facial micro-expression recognition. *IEEE Commun. Mag.* 61, 10 (2023), 30–36.
- [24] Xuanchi Chen, Xiangwei Zheng, Kai Sun, Weilong Liu, and Yuang Zhang. 2023. Self-supervised vision transformer-based few-shot learning for facial expression recognition. *Inf. Sci.* 634 (2023), 206–226.
- [25] Zhongshan Chen, Xinning Feng, and Shengwei Zhang. 2022. Emotion detection and face recognition of drivers in autonomous vehicles in IoT platform. *Image Vis. Comput.* 128 (2022), 104569.
- [26] Kateryna Chumachenko, Alexandros Iosifidis, and Moncef Gabbouj. 2024. MMA-DFER: MultiModal Adaptation of unimodal models for Dynamic Facial Expression Recognition in-the-wild. *arXiv preprint arXiv:2404.09010* (2024).
- [27] Junyoung Chung, Caglar Gulcehre, KyungHyun Cho, and Yoshua Bengio. 2014. Empirical evaluation of gated recurrent neural networks on sequence modeling. *arXiv preprint arXiv:1412.3555* (2014).
- [28] Ciprian Adrian Corneanu, Marc Oliu Simón, Jeffrey F Cohn, and Sergio Escalera Guerrero. 2016. Survey on rgb, 3d, thermal, and multimodal approaches for facial expression recognition: History, trends, and affect-related applications. *IEEE Trans. Pattern Anal. Mach. Intell.* 38, 8 (2016), 1548–1568.
- [29] David Cristinacce, Timothy F Cootes, et al. 2006. Feature detection and tracking with constrained local models. In *Proc. Brit. Mach. Vis. Conf.*, Vol. 1. Citeseer, 3.
- [30] Yi Dai and Ling Feng. 2021. Cross-domain few-shot micro-expression recognition incorporating action units. *IEEE Access* 9 (2021), 142071–142083.
- [31] Navneet Dalal and Bill Triggs. 2005. Histograms of oriented gradients for human detection. In *Proc. IEEE Comput. Soc. Conf. Comput. Vis. Pattern Recognit.*, Vol. 1. 886–893.
- [32] Arun Das, Jeffrey Mock, Yufei Huang, Edward Golob, and Peyman Najafirad. 2021. Interpretable self-supervised facial micro-expression learning to predict cognitive state and neurological disorders. In *Proc. AAAI Conf. Artif. Intell.*, Vol. 35. 818–826.
- [33] Adrian K Davison, Cliff Lansley, Nicholas Costen, Kevin Tan, and Moi Hoon Yap. 2016. Samm: A spontaneous micro-facial movement dataset. *IEEE Trans. Affect. Comput.* 9, 1 (2016), 116–129.
- [34] Jia Deng, Wei Dong, Richard Socher, Li-Jia Li, Kai Li, and Li Fei-Fei. 2009. Imagenet: A large-scale hierarchical image database. In *Proc. IEEE Conf. Comput. Vis. Pattern Recognit.* 248–255.
- [35] Liwei Deng, Qian Wang, and Ding Yuan. 2019. Dynamic Facial Expression Recognition Based on Deep Learning. In *Proc. Int. Conf. Comput. Sci. Education.* 32–37.
- [36] Abhinav Dhall, Roland Goecke, Shreya Ghosh, Jyoti Joshi, Jesse Hoey, and Tom Gedeon. 2017. From individual to group-level emotion recognition: EmotiW 5.0. In *Proc. ACM Int. Conf. Multimodal Interact.* (Glasgow, UK) (*ICMI '17*). Association for Computing Machinery, 524–528.
- [37] Abhinav Dhall, Roland Goecke, Simon Lucey, and Tom Gedeon. 2011. Static facial expression analysis in tough conditions: Data, evaluation protocol and benchmark. In *Proc. IEEE Int. Conf. Comput. Vis. Workshops.* 2106–2112.
- [38] Yanjie Dong, Julian Cheng, Md. Jahangir Hossain, and Victor C. M. Leung. 2019. Secure Distributed On-Device Learning Networks with Byzantine Adversaries. *IEEE Netw.* 33, 6 (2019), 180–187.
- [39] Yanjie Dong, Md. Zoheb Hassan, Julian Cheng, Md. Jahangir Hossain, and Victor C. M. Leung. 2018. An Edge Computing Empowered Radio Access Network with UAV-Mounted FSO Fronthaul and Backhaul: Key Challenges and Approaches. *IEEE Wirel. Commun.* 25, 3 (2018), 154–160.

- [40] Alexey Dosovitskiy, Lucas Beyer, Alexander Kolesnikov, Dirk Weissenborn, Xiaohua Zhai, Thomas Unterthiner, Mostafa Dehghani, Matthias Minderer, Georg Heigold, Sylvain Gelly, et al. 2020. An image is worth 16x16 words: Transformers for image recognition at scale. *arXiv preprint arXiv:2010.11929* (2020).
- [41] Paul Ekman and Wallace V Friesen. 1971. Constants across cultures in the face and emotion. *Journal of personality and social psychology* 17, 2 (1971), 124–129.
- [42] Paul Ekman and Wallace V Friesen. 1978. Facial action coding system. *Environmental Psychology & Nonverbal Behavior* (1978).
- [43] Jeffrey L Elman. 1990. Finding structure in time. *Cogn. Sci.* 14, 2 (1990), 179–211.
- [44] Vida Esmaeili, Mahmood Mohassel Fegghi, and Seyed Omid Shahdi. 2022. Spotting micro-movements in image sequence by introducing intelligent cubic-LBP. *IET Image Process.* 16, 14 (2022), 3814–3830.
- [45] Vida Esmaeili and Seyed Omid Shahdi. 2020. Automatic micro-expression apex spotting using Cubic-LBP. *Multimed. Tools Appl.* 79 (2020), 20221–20239.
- [46] C. Fabian Benitez-Quiroz, Ramprakash Srinivasan, and Aleix M. Martinez. 2016. EmotionNet: An Accurate, Real-Time Algorithm for the Automatic Annotation of a Million Facial Expressions in the Wild. In *Proc. IEEE Conf. Comput. Vis. Pattern Recognit.*
- [47] Xinqi Fan, Xueli Chen, Mingjie Jiang, Ali Raza Shahid, and Hong Yan. 2023. SelfME: Self-Supervised Motion Learning for Micro-Expression Recognition. In *Proc. IEEE Conf. Comput. Vis. Pattern Recognit.* 13834–13843.
- [48] Bei Fang, Xian Li, Guangxin Han, and Juhou He. 2023. Rethinking Pseudo-Labeling for Semi-Supervised Facial Expression Recognition With Contrastive Self-Supervised Learning. *IEEE Access* 11 (2023), 45547–45558.
- [49] Hongqi Feng, Weikai Huang, Denghui Zhang, and Bangze Zhang. 2023. Fine-Tuning Swin Transformer and Multiple Weights Optimality-Seeking for Facial Expression Recognition. *IEEE Access* 11 (2023), 9995–10003.
- [50] Basura Fernando, Hakan Bilen, Efstratios Gavves, and Stephen Gould. 2017. Self-Supervised Video Representation Learning With Odd-One-Out Networks. In *Proc. IEEE Conf. Comput. Vis. Pattern Recognit.*
- [51] Pasquale Foggia, Antonio Greco, Alessia Saggese, and Mario Vento. 2023. Multi-task learning on the edge for effective gender, age, ethnicity and emotion recognition. *Engineering Applications of Artificial Intelligence* 118 (2023), 105651.
- [52] Mark Frank, Malgorzata Herbasz, Kang Sinuk, A Keller, and Courtney Nolan. 2009. I see how you feel: Training laypeople and professionals to recognize fleeting emotions. In *Proc. Annu. Meeting Int. Commun. Assoc.* 1–35.
- [53] Liangyu Fu, Qian Zhang, and Rui Wang. 2022. Micro-Expression Recognition Based on Multi-task Learning and Resnet18. In *Proc. IEEE Conf. Telecommun. Optics Comput. Sci.* 80–83.
- [54] Yee Siang Gan, Gen-Bing Liong, Kun-Hong Liu, and Sze-Teng Liong. 2023. Revealing concealed spontaneous facial micro-expression: Are we a step closer to unveil real-life behavioral expressions? *Neurocomputing* 539 (2023).
- [55] Yee Siang Gan and Sze-Teng Liong. 2018. Bi-directional vectors from apex in cnn for micro-expression recognition. In *Proc. IEEE Int. Conf. Image, Vis. Comput.* 168–172.
- [56] Yee Siang Gan, Sze-Teng Liong, Wei-Chuen Yau, Yen-Chang Huang, and Lit-Ken Tan. 2019. OFF-ApexNet on micro-expression recognition system. *Signal Process. Image Commun.* 74 (2019), 129–139.
- [57] Yee Siang Gan, John See, Huai-Qian Khor, Kun-Hong Liu, and Sze-Teng Liong. 2022. Needle in a Haystack: Spotting and recognising micro-expressions ‘in the wild’. *Neurocomputing* 503 (2022), 283–298.
- [58] Ghulam Gilanie, Mahmood ul Hassan, Mutyyba Asghar, Ali Mustafa Qamar, Hafeez Ullah, Rehan Ullah Khan, Nida Aslam, and Irfan Ullah Khan. 2022. An Automated and Real-time Approach of Depression Detection from Facial Micro-expressions. *CMC-Comput. Mat. Contin.* 73, 2 (2022), 2513–2528.
- [59] Ellen Goeleven, Rudi De Raedt, Lemke Leyman, and Bruno Verschuere. 2008. The Karolinska directed emotional faces: a validation study. *Cogn. Emot.* 22, 6 (2008), 1094–1118.
- [60] Wenjuan Gong, Yue Zhang, Wei Wang, Peng Cheng, and Jordi Gonzalez. 2023. Meta-MMFNet: Meta-learning-based multi-model fusion network for micro-expression recognition. *ACM Trans. Multimedia Comput. Commun. Appl.* 20, 2 (2023), 1–20.
- [61] Ian J Goodfellow, Dumitru Erhan, Pierre Luc Carrier, Aaron Courville, Mehdi Mirza, Ben Hamner, Will Cukierski, Yichuan Tang, David Thaler, Dong-Hyun Lee, et al. 2013. Challenges in representation learning: A report on three machine learning contests. In *Proc. Int. Conf. Neural Inf. Process.* Springer, 117–124.
- [62] Ian J Goodfellow, Jean Pouget-Abadie, Mehdi Mirza, Bing Xu, David Warde-Farley, Sherjil Ozair, Aaron Courville, and Yoshua Bengio. 2014. Generative adversarial nets. In *Proc. Adv. Neural Inf. Proc. Syst.*, Vol. 27.
- [63] Ralph Gross, Iain Matthews, Jeffrey Cohn, Takeo Kanade, and Simon Baker. 2010. Multi-PIE. *Image Vis. Comput.* 28, 5 (2010), 807–813. Best of Automatic Face and Gesture Recognition 2008.
- [64] Quan-Lin Gu, Sai Yang, and Tianxing Yu. 2023. Lite general network and MagFace CNN for micro-expression spotting in long videos. *Multimedia Syst.* (2023), 1–10.
- [65] Yifei Guo, Bing Li, Xianye Ben, Yi Ren, Junping Zhang, Rui Yan, and Yujun Li. 2021. A magnitude and angle combined optical flow feature for microexpression spotting. *IEEE MultiMedia* 28, 2 (2021), 29–39.
- [66] Marah Halawa, Florian Blume, Pia Bideau, Martin Maier, Rasha Abdel Rahman, and Olaf Hellwich. 2024. Multi-Task Multi-Modal Self-Supervised Learning for Facial Expression Recognition. *arXiv preprint arXiv:2404.10904* (2024).

- [67] Yiheng Han, Bingjun Li, Yu-Kun Lai, and Yong-Jin Liu. 2018. CFD: A collaborative feature difference method for spontaneous micro-expression spotting. In *Proc. IEEE Int. Conf. Inf. Process.* 1942–1946.
- [68] S L Happy, Priyadarshi Patnaik, Aurobinda Routray, and Rajlakshmi Guha. 2017. The Indian Spontaneous Expression Database for Emotion Recognition. *IEEE Trans. Affect. Comput.* 8, 1 (2017), 131–142.
- [69] S L Happy and Aurobinda Routray. 2017. Fuzzy histogram of optical flow orientations for micro-expression recognition. *IEEE Trans. Affect. Comput.* 10, 3 (2017), 394–406.
- [70] S L Happy and Aurobinda Routray. 2018. Recognizing subtle micro-facial expressions using fuzzy histogram of optical flow orientations and feature selection methods. *Comput. Intell. Pattern Recognit.* (2018), 341–368.
- [71] Walid Hariri and Nadir Farah. 2021. Recognition of 3D emotional facial expression based on handcrafted and deep feature combination. *Pattern Recognit. Lett.* 148 (2021), 84–91.
- [72] Behzad Hasani and Mohammad H. Mahoor. 2017. Facial Expression Recognition Using Enhanced Deep 3D Convolutional Neural Networks. In *Proc. IEEE Conf. Comput. Vis. Pattern Recognit. Workshops.*
- [73] Kaiming He, Haoqi Fan, Yuxin Wu, Saining Xie, and Ross Girshick. 2020. Momentum contrast for unsupervised visual representation learning. In *Proc. IEEE Conf. Comput. Vis. Pattern Recognit.* 9729–9738.
- [74] Kaiming He, Xiangyu Zhang, Shaoqing Ren, and Jian Sun. 2016. Deep Residual Learning for Image Recognition. In *Proc. IEEE Conf. Comput. Vis. Pattern Recognit.*
- [75] Sepp Hochreiter and Jürgen Schmidhuber. 1997. Long short-term memory. *Neural Comput.* 9, 8 (1997), 1735–1780.
- [76] Berthold KP Horn and Brian G Schunck. 1981. Determining optical flow. *Artif. Intell.* 17, 1–3 (1981), 185–203.
- [77] M Shamim Hossain and Ghulam Muhammad. 2019. An audio-visual emotion recognition system using deep learning fusion for a cognitive wireless framework. *IEEE Wirel. Commun.* 26, 3 (2019), 62–68.
- [78] Xiangyu Hu, Wanlun Ma, Chao Chen, Sheng Wen, Jun Zhang, Yang Xiang, and Gaolei Fei. 2022. Event detection in online social network: Methodologies, state-of-art, and evolution. *Comput. Sci. Rev.* 46 (2022).
- [79] Wentao Hua, Fei Dai, Liya Huang, Jian Xiong, and Guan Gui. 2019. HERO: Human Emotions Recognition for Realizing Intelligent Internet of Things. *IEEE Access* 7 (2019), 24321–24332.
- [80] Gao Huang, Zhuang Liu, Laurens van der Maaten, and Kilian Q. Weinberger. 2017. Densely Connected Convolutional Networks. In *Proc. IEEE Conf. Comput. Vis. Pattern Recognit.*
- [81] Qionghao Huang, Changqin Huang, Xizhe Wang, and Fan Jiang. 2021. Facial expression recognition with grid-wise attention and visual transformer. *Inf. Sci.* 580 (2021), 35–54.
- [82] Wei Huang. 2021. Elderly Depression Recognition Based on Facial Micro-Expression Extraction. *Trait. Signal* 38, 4 (AUG 2021), 1123–1130.
- [83] Xiaohua Huang, Guoying Zhao, Xiaopeng Hong, Wenming Zheng, and Matti Pietikäinen. 2016. Spontaneous facial micro-expression analysis using spatiotemporal completed local quantized patterns. *Neurocomputing* 175 (2016), 564–578.
- [84] Petr Husák, Jan Cech, and Jiří Matas. 2017. Spotting facial micro-expressions “in the wild”. In *Proc. Comput. Vis. Winter Workshop.* 1–9.
- [85] Sakshi Indolia, Swati Nigam, and Rajiv Singh. 2022. Integration of Transfer Learning and Self-Attention for Spontaneous Micro-Expression Recognition. In *Proc. Int. Conf. Parallel, Distrib. Grid Comput.* 325–330.
- [86] Laurent Itti and Christof Koch. 2001. Computational modelling of visual attention. *Nature Rev. Neurosci.* 2, 3 (2001), 194–203.
- [87] Shuiwang Ji, Wei Xu, Ming Yang, and Kai Yu. 2012. 3D convolutional neural networks for human action recognition. *IEEE Trans. Pattern Anal. Mach. Intell.* 35, 1 (2012), 221–231.
- [88] Xitong Jia, Xianye Ben, Hui Yuan, Kidiyo Kpalma, and Weixiao Meng. 2018. Macro-to-micro transformation model for micro-expression recognition. *J. Comput. Sci.* 25 (2018), 289–297.
- [89] Xingxun Jiang, Yuan Zong, Wenming Zheng, Chuangao Tang, Wanchuang Xia, Cheng Lu, and Jiateng Liu. 2020. DFEW: A Large-Scale Database for Recognizing Dynamic Facial Expressions in the Wild. In *Proc. ACM Int. Conf. Multimedia (Seattle, WA, USA) (MM '20)*. Association for Computing Machinery, 2881–2889.
- [90] Yue Jin, Tianqing Zheng, Chao Gao, and Guoqiang Xu. 2021. MTMSN: Multi-Task and Multi-Modal Sequence Network for Facial Action Unit and Expression Recognition. In *Proc. IEEE Int. Conf. Comput. Vis. Workshops.* 3597–3602.
- [91] Samira Ebrahimi Kahou, Xavier Bouthillier, Pascal Lamblin, Çağlar Gulcehre, Vincent Michalski, Kishore Konda, Sébastien Jean, Pierre Froumenty, Yann Dauphin, Nicolas Boulanger-Lewandowski, et al. 2016. Emonets: Multimodal deep learning approaches for emotion recognition in video. *J. Multimodal User Interfaces* 10 (2016), 99–111.
- [92] Samira Ebrahimi Kahou, Christopher Pal, Xavier Bouthillier, Pierre Froumenty, Çağlar Gülçehre, Roland Memisevic, Pascal Vincent, Aaron Courville, Yoshua Bengio, Raul Chandias Ferrari, et al. 2013. Combining modality specific deep neural networks for emotion recognition in video. In *Proc. ACM Int. Conf. Multimodal Interact.* 543–550.
- [93] Mohan Karnati, Ayan Seal, Debotosh Bhattacharjee, Anis Yazidi, and Ondrej Krejcar. 2023. Understanding Deep Learning Techniques for Recognition of Human Emotions Using Facial Expressions: A Comprehensive Survey. *IEEE Trans. Instrum. Meas.* 72 (2023), 1–31.
- [94] Deepanshu Khanna, Neeru Jindal, Prashant Singh Rana, and Harpreet Singh. 2024. Enhanced spatio-temporal 3D CNN for facial expression classification in videos. *Multimed. Tools Appl.* 83, 4 (2024), 9911–9928.
- [95] Huai-Qian Khor, John See, Sze-Teng Liong, Raphael CW Phan, and Weiyao Lin. 2019. Dual-stream shallow networks for facial micro-expression recognition. In *Proc. IEEE Int. Conf. Inf. Process.* 36–40.

- [96] Bo-Kyeong Kim, Suh-Yeon Dong, Jihyeon Roh, Geonmin Kim, and Soo-Young Lee. 2016. Fusing Aligned and Non-Aligned Face Information for Automatic Affect Recognition in the Wild: A Deep Learning Approach. In *Proc. IEEE Conf. Comput. Vis. Pattern Recognit.*
- [97] Bo-Kyeong Kim, Hwaran Lee, Jihyeon Roh, and Soo-Young Lee. 2015. Hierarchical Committee of Deep CNNs with Exponentially-Weighted Decision Fusion for Static Facial Expression Recognition. In *Proc. ACM Int. Conf. Multimodal Interact.* (Seattle, Washington, USA). 427–434.
- [98] Hodam Kim, Dan Zhang, Laehyun Kim, and Chang-Hwan Im. 2022. Classification of Individual’s discrete emotions reflected in facial microexpressions using electroencephalogram and facial electromyogram. *Expert Syst. Appl.* 188 (2022).
- [99] Dimitrios Kollias and Stefanos Zafeiriou. 2019. Expression, affect, action unit recognition: Aff-wild2, multi-task learning and arcfac. *arXiv preprint arXiv:1910.04855* (2019).
- [100] Oliver Langner, Ron Dotsch, Gijsbert Bijlstra, Daniel HJ Wigboldus, Skyler T Hawk, and AD Van Knippenberg. 2010. Presentation and validation of the Radboud Faces Database. *Cognit. Emotion* 24, 8 (2010), 1377–1388.
- [101] Trang Thanh Quynh Le, Thuong-Khanh Tran, and Manjeet Rege. 2020. Dynamic image for micro-expression recognition on region-based framework. In *Proc. IEEE Int. Conf. Information Reuse Integr. Data Sci.* 75–81.
- [102] Jiyoung Lee, Seungryong Kim, Sunok Kim, Jungin Park, and Kwanghoon Sohn. 2019. Context-Aware Emotion Recognition Networks. In *Proc. IEEE Int. Conf. Comput. Vis.*
- [103] Jiyoung Lee, Sunok Kim, Seungryong Kim, and Kwanghoon Sohn. 2020. Multi-Modal Recurrent Attention Networks for Facial Expression Recognition. *IEEE Trans. Image Process.* 29 (2020), 6977–6991.
- [104] Jingting Li, Zizhao Dong, Shaoyuan Lu, Su-Jing Wang, Wen-Jing Yan, Yinhan Ma, Ye Liu, Changbing Huang, and Xiaolan Fu. 2022. CAS (ME) 3: A third generation facial spontaneous micro-expression database with depth information and high ecological validity. *IEEE Trans. Pattern Anal. Mach. Intell.* 45, 3 (2022), 2782–2800.
- [105] Jing Li, Kan Jin, Dalin Zhou, Naoyuki Kubota, and Zhaojie Ju. 2020. Attention mechanism-based CNN for facial expression recognition. *Neurocomputing* 411 (2020), 340–350.
- [106] Jingting Li, Su-Jing Wang, Moi Hoon Yap, John See, Xiaopeng Hong, and Xiaobai Li. 2020. Megc2020-the third facial micro-expression grand challenge. In *Proc. IEEE Int. Conf. Autom. Face Gesture Recognit.* 777–780.
- [107] Jing Li, Yandan Wang, John See, and Wenbin Liu. 2019. Micro-expression recognition based on 3D flow convolutional neural network. *Pattern Anal. Appl.* 22 (2019), 1331–1339.
- [108] Mengya Li, Lei Chen, Wenhui Wei, Xianye Ben, and Deqiang Wang. 2021. An improved generative adversarial network for micro-expressions based on multi-label learning from action units. In *Proc. Int. Conf. Image Graph. Process.* 59–64.
- [109] Qiuyu Li, Shu Zhan, Liangfeng Xu, and Congzhong Wu. 2019. Facial micro-expression recognition based on the fusion of deep learning and enhanced optical flow. *Multimed. Tools Appl.* 78 (2019), 29307–29322.
- [110] Shan Li and Weihong Deng. 2020. Deep facial expression recognition: A survey. *IEEE Trans. Affect. Comput.* 13, 3 (2020), 1195–1215.
- [111] Shan Li, Weihong Deng, and JunPing Du. 2017. Reliable crowdsourcing and deep locality-preserving learning for expression recognition in the wild. In *Proc. IEEE Conf. Comput. Vis. Pattern Recognit.* 2852–2861.
- [112] Xiaobai Li, Shiyang Cheng, Yante Li, Muzammil Behzad, Jie Shen, Stefanos Zafeiriou, Maja Pantic, and Guoying Zhao. 2022. 4DME: A spontaneous 4D micro-expression dataset with multimodalities. *IEEE Trans. Affect. Comput.* 14, 4 (2022), 3031–3047.
- [113] Ximan Li, Weihong Deng, Shan Li, and Yong Li. 2023. Compound Expression Recognition In-the-Wild With AU-Assisted Meta Multi-Task Learning. In *Proc. IEEE Conf. Comput. Vis. Pattern Recognit. Workshops.* 5735–5744.
- [114] Xiaobai Li, Xiaopeng Hong, Antti Moilanen, Xiaohua Huang, Tomas Pfister, Guoying Zhao, and Matti Pietikäinen. 2017. Towards reading hidden emotions: A comparative study of spontaneous micro-expression spotting and recognition methods. *IEEE Trans. Affect. Comput.* 9, 4 (2017), 563–577.
- [115] Xiaobai Li, Tomas Pfister, Xiaohua Huang, Guoying Zhao, and Matti Pietikäinen. 2013. A spontaneous micro-expression database: Inducement, collection and baseline. In *Proc. IEEE Int. Conf. Autom. Face Gesture Recognit.* 1–6.
- [116] Xingyun Li, Xinyu Yi, Jiayu Ye, Yunshao Zheng, and Qingxiang Wang. 2024. SFTNet: A microexpression-based method for depression detection. *Comput. Meth. Programs Biomed.* 243 (JAN 2024).
- [117] Yingjian Li, Yingnan Gao, Bingzhi Chen, Zheng Zhang, Guangming Lu, and David Zhang. 2022. Self-Supervised Exclusive-Inclusive Interactive Learning for Multi-Label Facial Expression Recognition in the Wild. *IEEE Trans. Circuits Syst. Video Technol.* 32, 5 (2022), 3190–3202.
- [118] Yante Li, Xiaohua Huang, and Guoying Zhao. 2018. Can micro-expression be recognized based on single apex frame?. In *Proc. IEEE Int. Conf. Image Process.* 3094–3098.
- [119] Yante Li, Xiaohua Huang, and Guoying Zhao. 2020. Joint local and global information learning with single apex frame detection for micro-expression recognition. *IEEE Trans. Image Process.* 30 (2020), 249–263.
- [120] Yante Li, Wei Peng, and Guoying Zhao. 2021. Micro-expression action unit detection with dual-view attentive similarity-preserving knowledge distillation. In *Proc. IEEE Int. Conf. Autom. Face Gesture Recognit.* 01–08.
- [121] Yante Li, Jinsheng Wei, Yang Liu, Janne Kauttonen, and Guoying Zhao. 2022. Deep learning for micro-expression recognition: A survey. *IEEE Trans. Affect. Comput.* 13, 4 (2022), 2028–2046.
- [122] Yong Li, Jiabei Zeng, Shiguang Shan, and Xilin Chen. 2019. Occlusion Aware Facial Expression Recognition Using CNN With Attention Mechanism. *IEEE Trans. Image Process.* 28, 5 (2019), 2439–2450.

- [123] Wentong Liao, Kai Hu, Michael Ying Yang, and Bodo Rosenhahn. 2022. Text to image generation with semantic-spatial aware gan. In *Proc. IEEE Conf. Comput. Vis. Pattern Recognit.* 18187–18196.
- [124] Sze-Teng Liong, Yee Siang Gan, John See, Huai-Qian Khor, and Yen-Chang Huang. 2019. Shallow triple stream three-dimensional cnn (ststnet) for micro-expression recognition. In *Proc. IEEE Int. Conf. Autom. Face Gesture Recognit.* 1–5.
- [125] Sze-Teng Liong, Yee Siang Gan, Danna Zheng, Shu-Meng Li, Hao-Xuan Xu, Han-Zhe Zhang, Ran-Ke Lyu, and Kun-Hong Liu. 2020. Evaluation of the spatio-temporal features and gan for micro-expression recognition system. *J. Signal Process. Syst.* 92 (2020), 705–725.
- [126] Sze-Teng Liong, Raphael C-W Phan, John See, Yee-Hui Oh, and KokSheik Wong. 2014. Optical strain based recognition of subtle emotions. In *Proc. Int. Symp. Intell. Signal Process.* 180–184.
- [127] Sze-Teng Liong, John See, KokSheik Wong, and Raphael C-W Phan. 2018. Less is more: Micro-expression recognition from video using apex frame. *Signal Process. Image Commun.* 62 (2018), 82–92.
- [128] Chang Liu, Kaoru Hirota, and Yaping Dai. 2023. Patch attention convolutional vision transformer for facial expression recognition with occlusion. *Inf. Sci.* 619 (2023), 781–794.
- [129] Daizong Liu, Xi Ouyang, Shuangjie Xu, Pan Zhou, Kun He, and Shiping Wen. 2020. SAANet: Siamese action-units attention network for improving dynamic facial expression recognition. *Neurocomputing* 413 (2020), 145–157.
- [130] Hanwei Liu, Huiling Cai, Qingcheng Lin, Xuefeng Li, and Hui Xiao. 2022. Adaptive Multilayer Perceptual Attention Network for Facial Expression Recognition. *IEEE Trans. Circuits Syst. Video Technol.* 32, 9 (2022), 6253–6266.
- [131] Jiateng Liu, Wenming Zheng, and Yuan Zong. 2020. SMA-STN: Segmented movement-attending spatiotemporal network formicro-expression recognition. *arXiv preprint arXiv:2010.09342* (2020).
- [132] Yuanyuan Liu, Chuanxu Feng, Xiaohui Yuan, Lin Zhou, Wenbin Wang, Jie Qin, and Zhongwen Luo. 2022. Clip-aware expressive feature learning for video-based facial expression recognition. *Inf. Sci.* 598 (2022), 182–195.
- [133] Yanju Liu, Yange Li, Xinhai Yi, Zuojin Hu, Huiyu Zhang, and Yanzhong Liu. 2022. Lightweight ViT model for micro-expression recognition enhanced by transfer learning. *Front. Neurorob.* 16 (2022).
- [134] Yuanyuan Liu, Wenbin Wang, Chuanxu Feng, Haoyu Zhang, Zhe Chen, and Yibing Zhan. 2023. Expression snippet transformer for robust video-based facial expression recognition. *Pattern Recognit.* 138 (2023), 109368.
- [135] Yang Liu, Xingming Zhang, Janne Kauttonen, and Guoying Zhao. 2024. Uncertain Facial Expression Recognition via Multi-Task Assisted Correction. *IEEE Trans. Multimedia* 26 (2024), 2531–2543.
- [136] Yong-Jin Liu, Jin-Kai Zhang, Wen-Jing Yan, Su-Jing Wang, Guoying Zhao, and Xiaolan Fu. 2015. A main directional mean optical flow feature for spontaneous micro-expression recognition. *IEEE Trans. Affect. Comput.* 7, 4 (2015), 299–310.
- [137] Patrick Lucey, Jeffrey F Cohn, Takeo Kanade, Jason Saragih, Zara Ambadar, and Iain Matthews. 2010. The extended cohn-kanade dataset (ck+): A complete dataset for action unit and emotion-specified expression. In *Proc. IEEE Comput. Soc. Conf. Comput. Vis. Pattern Recognit.* 94–101.
- [138] Michael J. Lyons, Miyuki Kamachi, and Jiro Gyoba. 1998. Coding facial expressions with Gabor wavelets. In *Proc. IEEE Int. Conf. Autom. Face Gesture Recognit.* 200–205.
- [139] Fuyan Ma, Bin Sun, and Shutao Li. 2022. Spatio-temporal transformer for dynamic facial expression recognition in the wild. *arXiv preprint arXiv:2205.04749* (2022).
- [140] Qirong Mao, Ling Zhou, Wenming Zheng, Xiuyan Shao, and Xiaohua Huang. 2022. Objective class-based micro-expression recognition under partial occlusion via region-inspired relation reasoning network. *IEEE Trans. Affect. Comput.* 13, 4 (2022), 1998–2016.
- [141] Pedro D. Marrero Fernandez, Fidel A. Guerrero Pena, Tsang Ing Ren, and Alexandre Cunha. 2019. FERAtt: Facial Expression Recognition With Attention Net. In *Proc. IEEE Conf. Comput. Vis. Pattern Recognit. Workshops.*
- [142] Albert Mehrabian and Morton Wiener. 1967. Decoding of inconsistent communications. *J. Pers. Soc. Psychol.* 6, 1 (1967).
- [143] Debin Meng, Xiaojiang Peng, Kai Wang, and Yu Qiao. 2019. Frame Attention Networks for Facial Expression Recognition in Videos. In *Proc. IEEE Int. Conf. Image Process.* 3866–3870.
- [144] Siwei Meng and Wuzhen Shi. 2024. Fusing Structure and Appearance Features in Facial Expression Recognition Transformer. In *Proc. IEEE Int. Conf. Acoust. Speech Signal Process.* 3600–3604.
- [145] Ajmal Mian, Mohammed Bennamoun, and Robyn Owens. 2007. An efficient multimodal 2D-3D hybrid approach to automatic face recognition. *IEEE Trans. Pattern Anal. Mach. Intell.* 29, 11 (2007), 1927–1943.
- [146] Alessio Miolla, Matteo Cardaioli, and Cristina Scarpazza. 2023. Padova Emotional Dataset of Facial Expressions (PEDFE): A unique dataset of genuine and posed emotional facial expressions. *Behav. Res. Methods* 55, 5 (2023), 2559–2574.
- [147] Karnati Mohan, Ayan Seal, Ondrej Krejcar, and Anis Yazidi. 2021. Facial Expression Recognition Using Local Gravitational Force Descriptor-Based Deep Convolution Neural Networks. *IEEE Trans. Instrum. Meas.* 70 (2021), 1–12.
- [148] Ali Mollahosseini, Behzad Hasani, and Mohammad H. Mahoor. 2019. AffectNet: A Database for Facial Expression, Valence, and Arousal Computing in the Wild. *IEEE Trans. Affect. Comput.* 10, 1 (2019), 18–31.
- [149] Ghulam Muhammad and M Shamim Hossain. 2021. Emotion recognition for cognitive edge computing using deep learning. *IEEE Internet Things J.* 8, 23 (2021), 16894–16901.
- [150] Hong-Wei Ng, Viet Dung Nguyen, Vassilios Vonikakis, and Stefan Winkler. 2015. Deep Learning for Emotion Recognition on Small Datasets using Transfer Learning. In *Proc. Int. Conf. Multimodal Interact. (Seattle, Washington, USA) (ICMI '15)*. Association for Computing Machinery, 443–449.

- [151] Quan T. Ngo and Seokhoon Yoon. 2020. Facial Expression Recognition Based on Weighted-Cluster Loss and Deep Transfer Learning Using a Highly Imbalanced Dataset. *Sensors* 20, 9 (2020).
- [152] Hai-Duong Nguyen, Sun-Hee Kim, Guee-Sang Lee, Hyung-Jeong Yang, In-Seop Na, and Soo-Hyung Kim. 2022. Facial Expression Recognition Using a Temporal Ensemble of Multi-Level Convolutional Neural Networks. *IEEE Trans. Affect. Comput.* 13, 1 (2022), 226–237.
- [153] Xuan-Bac Nguyen, Chi Nhan Duong, Xin Li, Susan Gauch, Han-Seok Seo, and Khoa Luu. 2023. Micron-BERT: BERT-based Facial Micro-Expression Recognition. In *Proc. IEEE Conf. Comput. Vis. Pattern Recognit.* 1482–1492.
- [154] Xuan Nie, Madhumita A Takalkar, Mengyang Duan, Haimin Zhang, and Min Xu. 2021. GEME: Dual-stream multi-task Gender-based micro-expression recognition. *Neurocomputing* 427 (2021), 13–28.
- [155] Mingyue Niu, Ya Li, Jianhua Tao, and Su-Jing Wang. 2018. Micro-expression recognition based on local two-order gradient pattern. In *Proc. IEEE Asian Conf. Affect. Comput. Intell. Interact.* IEEE, 1–6.
- [156] Augustus Odena, Christopher Olah, and Jonathon Shlens. 2017. Conditional image synthesis with auxiliary classifier gans. In *Proc. Int. Conf. Mach. Learn.* 2642–2651.
- [157] Bei Pan, Kaoru Hirota, Yaping Dai, Zhiyang Jia, Edwardo F. Fukushima, and Jinhua She. 2024. Adaptive key-frame selection-based facial expression recognition via multi-cue dynamic features hybrid fusion. *Inf. Sci.* 660 (2024), 120138.
- [158] Hang Pan, Lun Xie, and Zhiliang Wang. 2020. Local bilinear convolutional neural network for spotting macro-and micro-expression intervals in long video sequences. In *Proc. IEEE Int. Conf. Autom. Face Gesture Recognit.* 749–753.
- [159] Xiangshuai Pan, Qingtao Xie, Weifeng Liu, and Baodi Liu. 2022. Multi-task Facial Expression Recognition With Joint Gender Learning. In *Proc. IEEE Int. Conf. Syst. Man Cybern.* 210–215.
- [160] Maja Pantic. 2009. Machine analysis of facial behaviour: Naturalistic and dynamic behaviour. *Philos. Trans. Royal Soc. B Biol. Sci.* 364, 1535 (2009), 3505–3513.
- [161] Maja Pantic, Michel Valstar, Ron Rademaker, and Ludo Maat. 2005. Web-based database for facial expression analysis. In *Proc. IEEE Int. Conf. Multimedia Expo.*
- [162] JoonKyu Park, Sanghyun Son, and Kyoung Mu Lee. 2023. Content-aware local gan for photo-realistic super-resolution. In *Proc. IEEE Int. Conf. Comput. Vis.* 10585–10594.
- [163] Devangini Patel, Xiaopeng Hong, and Guoying Zhao. 2016. Selective deep features for micro-expression recognition. In *Proc. Int. Conf. Pattern Recognit.* 2258–2263.
- [164] Devangini Patel, Guoying Zhao, and Matti Pietikäinen. 2015. Spatiotemporal integration of optical flow vectors for micro-expression detection. In *Proc. Int. Conf. Adv. Concepts Intell. Vis. Syst.* Springer, 369–380.
- [165] Ercheng Pei, Meshia Cédric Oveneke, Yong Zhao, Dongmei Jiang, and Hichem Sahli. 2021. Monocular 3D Facial Expression Features for Continuous Affect Recognition. *IEEE Trans. Multimedia* 23 (2021), 3540–3550.
- [166] Min Peng, Zhan Wu, Zhihao Zhang, and Tong Chen. 2018. From macro to micro expression recognition: Deep learning on small datasets using transfer learning. In *Proc. IEEE Int. Conf. Autom. Face Gesture Recognit.* 657–661.
- [167] Tomas Pfister, Xiaobai Li, Guoying Zhao, and Matti Pietikäinen. 2011. Differentiating spontaneous from posed facial expressions within a generic facial expression recognition framework. In *Proc. Int. Conf. Comput. Vis.* 868–875.
- [168] Tomas Pfister, Xiaobai Li, Guoying Zhao, and Matti Pietikäinen. 2011. Recognising spontaneous facial micro-expressions. In *Proc. Int. Conf. Comput. Vis.* 1449–1456.
- [169] Senya Polikovsky, Yoshinari Kameda, and Yuichi Ohta. 2009. Facial micro-expressions recognition using high speed camera and 3D-gradient descriptor. In *Proc. Int. Conf. Crime Detection Prevention.* 1–6.
- [170] Gerard Pons and David Masip. 2018. Multi-task, multi-label and multi-domain learning with residual convolutional networks for emotion recognition. *arXiv preprint arXiv:1802.06664* (2018).
- [171] Gerard Pons and David Masip. 2018. Supervised Committee of Convolutional Neural Networks in Automated Facial Expression Analysis. *IEEE Trans. Affect. Comput.* 9, 3 (2018), 343–350.
- [172] Lixiong Qin, Mei Wang, Chao Deng, Ke Wang, Xi Chen, Jiani Hu, and Weihong Deng. 2024. SwinFace: A Multi-Task Transformer for Face Recognition, Expression Recognition, Age Estimation and Attribute Estimation. *IEEE Trans. Circuits Syst. Video Technol.* 34, 4 (2024), 2223–2234.
- [173] Fangbing Qu, Su-Jing Wang, Wen-Jing Yan, He Li, Shuhang Wu, and Xiaolan Fu. 2017. CAS (ME)²: A Database for Spontaneous Macro-Expression and Micro-Expression Spotting and Recognition. *IEEE Trans. Affect. Comput.* 9, 4 (2017), 424–436.
- [174] Md Abdur Rahman and M Shamim Hossain. 2021. An internet-of-medical-things-enabled edge computing framework for tackling COVID-19. *IEEE Internet Things J.* 8, 21 (2021), 15847–15854.
- [175] Sai Prasanna Teja Reddy, Surya Teja Karri, Shiv Ram Dubey, and Snehasis Mukherjee. 2019. Spontaneous facial micro-expression recognition using 3D spatiotemporal convolutional neural networks. In *Proc. IEEE Int. Joint Conf. Neural Netw.* 1–8.
- [176] Leon J.M. Rothkrantz and Maja Pantic. 2000. Automatic analysis of facial expressions: the state of the art. *IEEE Trans. Pattern Anal. Mach. Intell.* 22, 12 (2000), 1424–1445.
- [177] Shuvendu Roy and Ali Etemad. 2021. Self-supervised Contrastive Learning of Multi-view Facial Expressions. In *Proc. Int. Conf. Multimodal Interact.* (Montréal, QC, Canada) (ICMI '21). Association for Computing Machinery, 253–257.
- [178] Shuvendu Roy and Ali Etemad. 2023. Contrastive Learning of View-invariant Representations for Facial Expressions Recognition. *ACM Trans. Multimedia Comput. Commun. Appl.* 20, 4, Article 97 (dec 2023), 22 pages.

- [179] Usman Saeed. 2021. Facial micro-expressions as a soft biometric for person recognition. *Pattern Recognit. Lett.* 143 (MAR 2021), 95–103.
- [180] Nastaran Saffaryazdi, Syed Talal Wasim, Kuldeep Dileep, Alireza Farrokhi Nia, Suranga Nanayakkara, Elizabeth Broadbent, and Mark Billingham. 2022. Using facial micro-expressions in combination with EEG and physiological signals for emotion recognition. *Front. Psychol.* 13 (2022).
- [181] Sumeet Saurav, Prashant Gidde, Ravi Saini, and Sanjay Singh. 2022. Dual integrated convolutional neural network for real-time facial expression recognition in the wild. *Vis. Comput.* 38, 3 (2022), 1083–1096.
- [182] Jie Shao and Yongsheng Qian. 2019. Three convolutional neural network models for facial expression recognition in the wild. *Neurocomputing* 355 (2019), 82–92.
- [183] Maede Sharifnejad, Asadollah Shahbahrami, Alireza Akoushideh, and Reza Zare Hassanpour. 2021. Facial expression recognition using a combination of enhanced local binary pattern and pyramid histogram of oriented gradients features extraction. *IET Image Process.* 15, 2 (2021), 468–478.
- [184] Pratikshya Sharma, Sonya Coleman, Pratheepan Yogarajah, Laurence Taggart, and Pradeepa Samarasinghe. 2022. Comparative analysis of super-resolution reconstructed images for micro-expression recognition. *Adv. Intell. Soft. Comp.* 2, 3 (2022), 24.
- [185] Pratikshya Sharma, Sonya Coleman, Pratheepan Yogarajah, Laurence Taggart, and Pradeepa Samarasinghe. 2022. Evaluation of Generative Adversarial Network Generated Super Resolution Images for Micro Expression Recognition. In *Proc. Int. Conf. Recognit. Appl. Method.* 560–569.
- [186] Vivek Sharma, Makarand Tapaswi, M. Saquib Sarfraz, and Rainer Stiefelwagen. 2019. Self-Supervised Learning of Face Representations for Video Face Clustering. In *Proc. IEEE Int. Conf. Autom. Face Gesture Recognit.* 1–8.
- [187] Xun-bing Shen, Qi Wu, and Xiao-lan Fu. 2012. Effects of the duration of expressions on the recognition of microexpressions. *J. Zhejiang Univ.-SCI. B* 13 (2012), 221–230.
- [188] Swati Shilaskar, Sayali Patukale, Prasad Oak, and Shripad Bhatlawande. 2023. An Expert System for Facial Micro-Expressions Based Lie Detection. In *Proc. Int. Conf. Comput. Commun. Netw. Technol.* 1–10.
- [189] Matthew Shreve, Sridhar Godavathy, Dmitry Goldgof, and Sudeep Sarkar. 2011. Macro-and micro-expression spotting in long videos using spatio-temporal strain. In *Proc. IEEE Int. Conf. Autom. Face Gesture Recognit.* 51–56.
- [190] Saurav Shukla, Prabodh Kant Rai, and Tanmay T Verlekar. 2022. Micro-expression recognition using a shallow ConvLSTM-based network. In *Proc. Asian Conf. Comput. Vis.* 17–28.
- [191] Shamane Siriwardhana, Tharindu Kaluarachchi, Mark Billingham, and Suranga Nanayakkara. 2020. Multimodal Emotion Recognition With Transformer-Based Self Supervised Feature Fusion. *IEEE Access* 8 (2020), 176274–176285.
- [192] Siyang Song, Enrique Sanchez, Linlin Shen, and Michel Valstar. 2021. Self-supervised learning of Dynamic Representations for Static Images. In *Proc. Int. Conf. Pattern Recognit.* 1619–1626.
- [193] Yaqi Song, Wei Zhao, Tong Chen, Shigang Li, and Jianfeng Li. 2022. Recognizing Microexpression as Macroexpression by the Teacher-student Framework Network. In *Proc. IEEE Int. Symp. Mix. Augmented Reality Adjunct.* 548–553.
- [194] Bo Sun, Siming Cao, Dongliang Li, Jun He, and Lejun Yu. 2020. Dynamic micro-expression recognition using knowledge distillation. *IEEE Trans. Affect. Comput.* 13, 2 (2020), 1037–1043.
- [195] Licai Sun, Zheng Lian, Bin Liu, and Jianhua Tao. 2023. MAE-DFER: Efficient Masked Autoencoder for Self-supervised Dynamic Facial Expression Recognition. In *Proc. ACM Int. Conf. Multimedia* (Ottawa ON, Canada). 6110–6121.
- [196] Mingyi Sun, Weigang Cui, Yue Zhang, Shuyue Yu, Xiaofeng Liao, Bin Hu, and Yang Li. 2023. Attention-Rectified and Texture-Enhanced Cross-Attention Transformer Feature Fusion Network for Facial Expression Recognition. *IEEE Trans. Ind. Inf.* 19, 12 (2023), 11823–11832.
- [197] Xiao Sun, Pingping Xia, and Fuji Ren. 2021. Multi-attention based Deep Neural Network with hybrid features for Dynamic Sequential Facial Expression Recognition. *Neurocomputing* 444 (2021), 378–389.
- [198] Josh M Susskind, Adam K Anderson, and Geoffrey E Hinton. 2010. The toronto face database. *Dept. Comput. Sci., Univ. Toronto, Toronto, ON, Canada, Tech. Rep.* 3 (2010).
- [199] Christian Szegedy, Sergey Ioffe, Vincent Vanhoucke, and Alexander Alemi. 2017. Inception-v4, inception-resnet and the impact of residual connections on learning. In *Proc. AAAI Conf. Artif. Intell.*, Vol. 31.
- [200] Madhumita A Takalkar, Selvarajah Thuseethan, Sutharshan Rajasegarar, Zenon Chaczko, Min Xu, and John Yearwood. 2021. LGAttNet: Automatic micro-expression detection using dual-stream local and global attentions. *Knowledge-Based Syst.* 212 (2021).
- [201] Ngoc-Trung Tran, Viet-Hung Tran, Ngoc-Bao Nguyen, Trung-Kien Nguyen, and Ngai-Man Cheung. 2021. On data augmentation for gan training. *IEEE Trans. Image Process.* 30 (2021), 1882–1897.
- [202] Thuong-Khanh Tran, Xiaopeng Hong, and Guoying Zhao. 2017. Sliding window based micro-expression spotting: a benchmark. In *Proc. Int. Conf. Adv. Concepts Intell. Vis. Syst.* 542–553.
- [203] Md Azher Uddin, Joolekha Bibi Joolee, and Kyung-Ah Sohn. 2021. Dynamic Facial Expression Understanding Using Deep Spatiotemporal LDSP On Spark. *IEEE Access* 9 (2021), 16866–16877.
- [204] Luca Ulrich, Federica Marcolin, Enrico Vezzetti, Francesca Nonis, Daniel C. Mograbi, Giulia Wally Scurati, Nicolò Dozio, and Francesco Ferrise. 2024. CalD3r and MenD3s: Spontaneous 3D facial expression databases. *J. Vis. Commun. Image Represent.* 98 (2024), 104033.
- [205] Elahe Vahdani and Yingli Tian. 2022. Deep learning-based action detection in untrimmed videos: A survey. *IEEE Trans. Pattern Anal. Mach. Intell.* 45, 4 (2022), 4302–4320.
- [206] Michel Valstar, Maja Pantic, et al. 2010. Induced disgust, happiness and surprise: an addition to the mmi facial expression database. In *Proc. Int. Workshop Emotion (Satell. LREC): Corpora Res. Emotion Affect*, Vol. 10. Paris, France., 65–70.

- [207] Monu Verma, Santosh Kumar Vipparthi, Girdhari Singh, and Subrahmanyam Murala. 2019. LEARNet: Dynamic imaging network for micro-expression recognition. *IEEE Trans. Image Process.* 29 (2019), 1618–1627.
- [208] G. Viswanatha Reddy, C.V.R. Dharma Savarni, and Snehasis Mukherjee. 2020. Facial expression recognition in the wild, by fusion of deep learnt and hand-crafted features. *Cogn. Syst. Res.* 62 (2020), 23–34.
- [209] Rohan Wadhawan and Tapan K. Gandhi. 2023. Landmark-Aware and Part-Based Ensemble Transfer Learning Network for Static Facial Expression Recognition from Images. *IEEE Trans. Artif. Intell.* 4, 2 (2023), 349–361.
- [210] Zaman Wahid, ASM Hossain Bari, Fahim Anzum, and Marina L Gavrilova. 2023. Human Micro-Expression: A Novel Social Behavioral Biometric for Person Identification. *IEEE Access* 11 (2023), 57481–57493.
- [211] Bo Wan, Junjun Dang, Xuanxuan Liu, and Qi Wang. 2022. Micro-Expression Recognition Based on MAML Meta-Learning Algorithm. In *Proc. IEEE Smartworld Ubiquitous Intell. Comput. Scalable Comput.* 1322–1328.
- [212] Chongyang Wang, Min Peng, Tao Bi, and Tong Chen. 2020. Micro-attention for micro-expression recognition. *Neurocomputing* 410 (2020), 354–362.
- [213] Gang Wang, Shucheng Huang, and Zhe Tao. 2023. Shallow multi-branch attention convolutional neural network for micro-expression recognition. *Multimedia Syst.* (2023), 1–14.
- [214] Jiahe Wang, Heyan Ding, and Shangfei Wang. 2022. Occluded Facial Expression Recognition using Self-supervised Learning. In *Proc. Asian Conf. Comput. Vis.* 1077–1092.
- [215] Kai Wang, Xiaojiang Peng, Jianfei Yang, Debin Meng, and Yu Qiao. 2020. Region attention networks for pose and occlusion robust facial expression recognition. *IEEE Trans. Image Process.* 29 (2020), 4057–4069.
- [216] Linhuang Wang, Xin Kang, Fei Ding, Satoshi Nakagawa, and Fuji Ren. 2024. MSSTNet: A Multi-Scale Spatio-Temporal CNN-Transformer Network for Dynamic Facial Expression Recognition. In *Proc. IEEE Int. Conf. Acoust. Speech Signal Process.* 3015–3019.
- [217] Mei Wang, Jiang Wang, Yuancheng Li, and Huimin Lu. 2022. Edge Computing with Complementary Capsule Networks for Mental State Detection in Underground Mining Industry. *IEEE Trans. Ind. Inf.* (2022), 8508–8517.
- [218] Mingzhong Wang, Qi Wang, Qingshan Wang, and Zhiwen Zheng. 2022. A fixed-point rotation-based feature selection method for micro-expression recognition. *Pattern Recognit. Lett.* 164 (2022), 261–267.
- [219] Shanmin Wang, Hui Shuai, and Qingshan Liu. 2022. Phase Space Reconstruction Driven Spatio-Temporal Feature Learning for Dynamic Facial Expression Recognition. *IEEE Trans. Affect. Comput.* 13, 3 (2022), 1466–1476.
- [220] Shiyuan Wang, Xingcong Zhao, Xiaomei Zeng, Jialan Xie, Yutong Luo, Jiejia Chen, and Guangyuan Liu. 2023. Micro-expression recognition based on EEG signals. *Biomed. Signal Process. Control* 86 (2023).
- [221] Su-Jing Wang, Ying He, Jingting Li, and Xiaolan Fu. 2021. MESNet: A convolutional neural network for spotting multi-scale micro-expression intervals in long videos. *IEEE Trans. Image Process.* 30 (2021), 3956–3969.
- [222] Su-Jing Wang, Shuhang Wu, and Xiaolan Fu. 2016. A main directional maximal difference analysis for spotting micro-expressions. In *Proc. Asian Conf. Comput. Vis.* 449–461.
- [223] Su-Jing Wang, Shuhang Wu, Xingsheng Qian, Jingxiu Li, and Xiaolan Fu. 2017. A main directional maximal difference analysis for spotting facial movements from long-term videos. *Neurocomputing* 230 (2017), 382–389.
- [224] Tianhao Wang and Lin Shang. 2023. Temporal augmented contrastive learning for micro-expression recognition. *Pattern Recognit. Lett.* 167 (2023), 122–131.
- [225] Yandan Wang, John See, Raphael C-W Phan, and Yee-Hui Oh. 2015. Efficient spatio-temporal local binary patterns for spontaneous facial micro-expression recognition. *PloS One* 10, 5 (2015).
- [226] Yandan Wang, John See, Raphael C-W Phan, and Yee-Hui Oh. 2015. Lbp with six intersection points: Reducing redundant information in lbp-top for micro-expression recognition. In *Proc. Asian Conf. Comput. Vis.* 525–537.
- [227] Yanxia Wang, Hu Shi, and Renjie Wang. 2023. Action decouple multi-tasking for micro-expression recognition. *IEEE Access* 11 (2023), 82978–82988.
- [228] Yan Wang, Yixuan Sun, Yiwen Huang, Zhongying Liu, Shuyong Gao, Wei Zhang, Weifeng Ge, and Wenqiang Zhang. 2022. FERV39k: A Large-Scale Multi-Scene Dataset for Facial Expression Recognition in Videos. In *Proc. IEEE Conf. Comput. Vis. Pattern Recognit.* 20922–20931.
- [229] Gemma Warren, Elizabeth Schertler, and Peter Bull. 2009. Detecting deception from emotional and unemotional cues. *J. Nonverbal Behav.* 33 (2009), 59–69.
- [230] Jinsheng Wei, Guanming Lu, Jingjie Yan, and Huaming Liu. 2022. Micro-expression recognition using local binary pattern from five intersecting planes. *Multimed. Tools Appl.* 81, 15 (2022), 20643–20668.
- [231] Jinsheng Wei, Guanming Lu, Jingjie Yan, and Yuan Zong. 2022. Learning two groups of discriminative features for micro-expression recognition. *Neurocomputing* 479 (2022), 22–36.
- [232] Katriel Serafina Widjaja, Carla Chika Alamo, Andry Chowanda, et al. 2023. Exploring the Accuracy of Artificial Intelligence in Detecting Lies Through Micro-expression Analysis. In *Proc. Int. Conf. Inf. Commun. Technol.* 218–223.
- [233] Bin Xia and Shangfei Wang. 2021. Micro-Expression Recognition Enhanced by Macro-Expression from Spatial-Temporal Domain. In *Proc. Int. Joint Conf. Artif. Intell.* 1186–1193.
- [234] Bin Xia, Weikang Wang, Shangfei Wang, and Enhong Chen. 2020. Learning from macro-expression: a micro-expression recognition framework. In *Proc. ACM Int. Conf. Multimedia.* 2936–2944.
- [235] Xiaohan Xia, Le Yang, Xiaoyong Wei, Hichem Sahli, and Dongmei Jiang. 2022. A multi-scale multi-attention network for dynamic facial expression recognition. *Multimedia Syst.* 28, 2 (2022), 479–493.

- [236] Zhaoqiang Xia, Wei Peng, Huai-Qian Khor, Xiaoyi Feng, and Guoying Zhao. 2020. Revealing the invisible with model and data shrinking for composite-database micro-expression recognition. *IEEE Trans. Image Process.* 29 (2020), 8590–8605.
- [237] Junhao Xiao, Chenquan Gan, Qingyi Zhu, Ye Zhu, and Gang Liu. 2023. CFNet: Facial expression recognition via constraint fusion under multi-task joint learning network. *Applied Soft Computing* 141 (2023), 110312.
- [238] Hong-Xia Xie, Ling Lo, Hong-Han Shuai, and Wen-Huang Cheng. 2022. An overview of facial micro-expression analysis: Data, methodology and challenge. *IEEE Trans. Affect. Comput.* 14, 3 (2022), 1857–1875.
- [239] Jinbao Xie, Jiyu Wang, Qingyan Wang, Dali Yang, Jinming Gu, Yongqiang Tang, and Yury I. Varatnitski. 2023. A multimodal fusion emotion recognition method based on multitask learning and attention mechanism. *Neurocomputing* 556 (2023), 126649.
- [240] Siyue Xie and Haifeng Hu. 2019. Facial Expression Recognition Using Hierarchical Features With Deep Comprehensive Multipatches Aggregation Convolutional Neural Networks. *IEEE Trans. Multimedia* 21, 1 (2019), 211–220.
- [241] Siyu Xiong, Xuan Huang, Kiminori Sato, and Bo Wu. 2023. A Smart Glasses-Based Real-Time Micro-expressions Recognition System via Deep Neural Network. In *Proc. Int. Conf. Green Pervasive Cloud Comput.* Springer, 191–205.
- [242] Wenju Xu, Chengjiang Long, Ruisheng Wang, and Guanghui Wang. 2021. Drb-gan: A dynamic resblock generative adversarial network for artistic style transfer. In *Proc. IEEE Int. Conf. Comput. Vis.* 6383–6392.
- [243] Yifan Xu, Sirui Zhao, Huaying Tang, Xinglong Mao, Tong Xu, and Enhong Chen. 2021. Famgan: Fine-grained aus modulation based generative adversarial network for micro-expression generation. In *Proc. ACM Int. Conf. Multimedia.* 4813–4817.
- [244] Fanglei Xue, Qiangchang Wang, and Guodong Guo. 2021. TransFER: Learning Relation-Aware Facial Expression Representations With Transformers. In *Proc. IEEE Int. Conf. Comput. Vis.* 3601–3610.
- [245] Wen-Jing Yan, Xiaobai Li, Su-Jing Wang, Guoying Zhao, Yong-Jin Liu, Yu-Hsin Chen, and Xiaolan Fu. 2014. CASME II: An improved spontaneous micro-expression database and the baseline evaluation. *PLoS one* 9, 1 (2014), e86041.
- [246] Wen-Jing Yan, Su-Jing Wang, Yu-Hsin Chen, Guoying Zhao, and Xiaolan Fu. 2015. Quantifying micro-expressions with constraint local model and local binary pattern. In *Proc. Workshop Eur. Conf. Comput. Vis.* 296–305.
- [247] Wen-Jing Yan, Qi Wu, Yong-Jin Liu, Su-Jing Wang, and Xiaolan Fu. 2013. CASME database: A dataset of spontaneous micro-expressions collected from neutralized faces. In *Proc. IEEE Int. Conf. Autom. Face Gesture Recognit.* 1–7.
- [248] Bo Yang, Jianming Wu, Kazushi Ikeda, Gen Hattori, Masaru Sugano, Yusuke Iwasawa, and Yutaka Matsuo. 2023. Deep learning pipeline for spotting macro-and micro-expressions in long video sequences based on action units and optical flow. *Pattern Recognit. Lett.* 165 (2023), 63–74.
- [249] Jiannan Yang, Tiantian Qian, Fan Zhang, and Samee U Khan. 2021. Real-time facial expression recognition based on edge computing. *IEEE Access* 9 (2021), 76178–76190.
- [250] Chuin Hong Yap, Moi Hoon Yap, Adrian Davison, Connah Kendrick, Jingting Li, Su-Jing Wang, and Ryan Cunningham. 2022. 3d-cnn for facial micro-and macro-expression spotting on long video sequences using temporal oriented reference frame. In *Proc. ACM Int. Conf. Multimedia.* 7016–7020.
- [251] Ng Lai Yee, Mohd Asyraf Zulkifley, Adhi Harmoko Saputro, and Siti Raihanah Abdani. 2022. Apex Frame Spotting Using Attention Networks for Micro-Expression Recognition System. *CMC-Comput. Mat. Contin.* 73, 3 (2022), 5331–5348.
- [252] Suleyman Yildirim, Meshack Sandra Chimeumanu, and Zeeshan A Rana. 2023. The influence of micro-expressions on deception detection. *Multimed. Tools Appl.* 82, 19 (2023), 29115–29133.
- [253] Lijun Yin, Xiaozhou Wei, Yi Sun, Jun Wang, and M.J. Rosato. 2006. A 3D facial expression database for facial behavior research. In *Proc. Int. Conf. Autom. Face Gesture Recognit.* 211–216.
- [254] Shukang Yin, Shiwei Wu, Tong Xu, Shifeng Liu, Sirui Zhao, and Enhong Chen. 2023. AU-aware graph convolutional network for Macroand Micro-expression spotting. In *Proc. IEEE Int. Conf. Multimedia Expo.* 228–233.
- [255] Jianhui Yu, Chaoyi Zhang, Yang Song, and Weidong Cai. 2021. ICE-GAN: identity-aware and capsule-enhanced GAN with graph-based reasoning for micro-expression recognition and synthesis. In *Proc. Int. Jt. Conf. Neural Netw.* 1–8.
- [256] Mingjing Yu, Huicheng Zheng, Zhifeng Peng, Jiayu Dong, and Heran Du. 2020. Facial expression recognition based on a multi-task global-local network. *Pattern Recognit. Lett.* 131 (2020), 166–171.
- [257] Mingjing Yu, Huicheng Zheng, Zhifeng Peng, Jiayu Dong, and Heran Du. 2020. Facial expression recognition based on a multi-task global-local network. *Pattern Recognit. Lett.* 131 (2020), 166–171.
- [258] Wenmeng Yu and Hua Xu. 2022. Co-attentive multi-task convolutional neural network for facial expression recognition. *Pattern Recognit.* 123 (2022), 108401.
- [259] Wang-Wang Yu, Jingwen Jiang, and Yong-Jie Li. 2021. LSSNet: A two-stream convolutional neural network for spotting macro-and micro-expression in long videos. In *Proc. ACM Int. Conf. Multimedia.* 4745–4749.
- [260] Yang Yu, Huiyan Duan, and Ming Yu. 2018. Spatiotemporal features selection for spontaneous micro-expression recognition. *J. Intell. Fuzzy Syst.* 35, 4 (2018), 4773–4784.
- [261] Zhenbo Yu, Guangcan Liu, Qingshan Liu, and Jiankang Deng. 2018. Spatio-temporal convolutional features with nested LSTM for facial expression recognition. *Neurocomputing* 317 (2018), 50–57.
- [262] Soumaya Zaghbani and Med Salim Bouhleh. 2022. Multi-task CNN for multi-cue affects recognition using upper-body gestures and facial expressions. *Int. j. inf. tecnol.* 14, 1 (2022), 531–538.

- [263] Jure Zbontar, Li Jing, Ishan Misra, Yann LeCun, and Stephane Deny. 2021. Barlow Twins: Self-Supervised Learning via Redundancy Reduction. In *Proc. Int. Conf. Mach. Learn.*, Vol. 139. PMLR, 12310–12320.
- [264] Han Zhang, Ian Goodfellow, Dimitris Metaxas, and Augustus Odena. 2019. Self-attention generative adversarial networks. In *Proc. Int. Conf. Mach. Learn.* PMLR, 7354–7363.
- [265] Kaihao Zhang, Yongzhen Huang, Yong Du, and Liang Wang. 2017. Facial Expression Recognition Based on Deep Evolutional Spatial-Temporal Networks. *IEEE Trans. Image Process.* 26, 9 (2017), 4193–4203.
- [266] Wei Zhang, Feng Qiu, Suzhen Wang, Hao Zeng, Zhimeng Zhang, Rudong An, Bowen Ma, and Yu Ding. 2022. Transformer-Based Multimodal Information Fusion for Facial Expression Analysis. In *Proc. IEEE Conf. Comput. Vis. Pattern Recognit. Workshops.* 2428–2437.
- [267] Xiaoqin Zhang, Min Li, Sheng Lin, Hang Xu, and Guobao Xiao. 2024. Transformer-Based Multimodal Emotional Perception for Dynamic Facial Expression Recognition in the Wild. *IEEE Trans. Circuits Syst. Video Technol.* 34, 5 (2024), 3192–3203.
- [268] Yanliang Zhang, Hanxiao Jiang, Xingwang Li, Bing Lu, Khaled M Rabie, and Ateeq Ur Rehman. 2020. A new framework combining local-region division and feature selection for micro-expressions recognition. *IEEE Access* 8 (2020), 94499–94509.
- [269] Yi Zhang, Xinhua Xu, Youjun Zhao, Yuhang Wen, Zixuan Tang, and Mengyuan Liu. 2023. Facial Prior Guided Micro-Expression Generation. *IEEE Trans. Image Process.* (2023), 1–1.
- [270] Zhihao Zhang, Tong Chen, Hongying Meng, Guangyuan Liu, and Xiaolan Fu. 2018. SMEConvNet: A convolutional neural network for spotting spontaneous facial micro-expression from long videos. *IEEE Access* 6 (2018), 71143–71151.
- [271] Zhanpeng Zhang, Ping Luo, Chen Change Loy, and Xiaouo Tang. 2018. From facial expression recognition to interpersonal relation prediction. *Int. J. Comput. Vis.* 126 (2018), 550–569.
- [272] Guoying Zhao, Xiaohua Huang, Matti Taini, Stan Z. Li, and Matti Pietikäinen. 2011. Facial expression recognition from near-infrared videos. *Image Vis. Comput.* 29, 9 (2011), 607–619.
- [273] Guoying Zhao, Xiaobai Li, Yante Li, and Matti Pietikäinen. 2023. Facial Micro-Expressions: An Overview. *Proc. IEEE* 111, 10 (2023), 1215–1235.
- [274] Guoying Zhao and Matti Pietikäinen. 2007. Dynamic texture recognition using local binary patterns with an application to facial expressions. *IEEE Trans. Pattern Anal. Mach. Intell.* 29, 6 (2007), 915–928.
- [275] Rui Zhao, Tianshan Liu, Zixun Huang, Daniel P.K. Lun, and Kin-Man Lam. 2023. Spatial-Temporal Graphs Plus Transformers for Geometry-Guided Facial Expression Recognition. *IEEE Trans. Affect. Comput.* 14, 4 (2023), 2751–2767.
- [276] Rui Zhao, Tianshan Liu, Jun Xiao, Daniel P.K. Lun, and Kin-Man Lam. 2021. Deep Multi-task Learning for Facial Expression Recognition and Synthesis Based on Selective Feature Sharing. In *Proc. Int. Conf. Pattern Recognit.* 4412–4419.
- [277] Sirui Zhao, Hanqing Tao, Yangsong Zhang, Tong Xu, Kun Zhang, Zhongkai Hao, and Enhong Chen. 2021. A two-stage 3D CNN based learning method for spontaneous micro-expression recognition. *Neurocomputing* 448 (2021), 276–289.
- [278] Xingcong Zhao, Jiejia Chen, Tong Chen, Ying Liu, Shiyuan Wang, Xiaomei Zeng, Jilong Yan, and Guangyuan Liu. 2024. Micro-expression recognition based on nodal efficiency in the EEG function network. *IEEE Trans. Neural Syst. Rehabil. Eng.* (2024).
- [279] Zengqun Zhao and Qingshan Liu. 2021. Former-DFER: Dynamic Facial Expression Recognition Transformer. In *Proc. ACM Int. Conf. Multimedia (Virtual Event, China) (MM '21)*. Association for Computing Machinery, 1553–1561.
- [280] Zengqun Zhao, Qingshan Liu, and Shanmin Wang. 2021. Learning Deep Global Multi-Scale and Local Attention Features for Facial Expression Recognition in the Wild. *IEEE Trans. Image Process.* 30 (2021), 6544–6556.
- [281] Ce Zheng, Matias Mendieta, and Chen Chen. 2023. POSTER: A Pyramid Cross-Fusion Transformer Network for Facial Expression Recognition. In *Proc. IEEE Int. Conf. Comput. Vis. Workshops.* 3146–3155.
- [282] Ruicong Zhi and Ming Wan. 2019. Dynamic Facial Expression Feature Learning Based on Sparse RNN. In *Proc. IEEE Joint Int. Inform. Technol. Artificial Intell. Conf.* 1373–1377.
- [283] Ruicong Zhi, Hairui Xu, Ming Wan, and Tingting Li. 2019. Combining 3D convolutional neural networks with transfer learning by supervised pre-training for facial micro-expression recognition. *IEICE Trans. Inf. Syst.* 102, 5 (2019), 1054–1064.
- [284] Ju Zhou, Sirui Sun, Haolin Xia, Xinyu Liu, Hanpu Wang, and Tong Chen. 2023. ULME-GAN: a generative adversarial network for micro-expression sequence generation. *Appl. Intell.* (2023), 1–13.
- [285] Ling Zhou, Qirong Mao, and Luoyang Xue. 2019. Cross-database micro-expression recognition: a style aggregated and attention transfer approach. In *Proc. IEEE Int. Conf. Multimedia Expo.* 102–107.
- [286] Ying Zhou, Yanxin Song, Lei Chen, Yang Chen, Xianye Ben, and Yewen Cao. 2022. A novel micro-expression detection algorithm based on BERT and 3DCNN. *Image Vis. Comput.* 119 (2022).
- [287] ZhouXuan. 2021. Video Expression Recognition Method Based on Spatiotemporal Recurrent Neural Network and Feature Fusion. *J. Inf. Process. Syst.* 17, 2 (4 2021), 337–351.
- [288] Jie Zhu, Yuan Zong, Jingang Shi, Cheng Lu, Hongli Chang, and Wenming Zheng. 2023. Learning to Rank Onset-Occurring-Offset Representations for Micro-Expression Recognition. *arXiv preprint arXiv:2310.04664* (2023).
- [289] Bochao Zou, Yingxue Wang, Xiaolong Zhang, Xiangwen Lyu, and Huimin Ma. 2022. Concordance between facial micro-expressions and physiological signals under emotion elicitation. *Pattern Recognit. Lett.* 164 (2022), 200–209.