

# Nonlinear Cauchy Elasticity

Arash Yavari<sup>\*1,2</sup> and Alain Goriely<sup>3</sup>

<sup>1</sup>*School of Civil and Environmental Engineering, Georgia Institute of Technology, Atlanta, USA*

<sup>2</sup>*The George W. Woodruff School of Mechanical Engineering, Georgia Institute of Technology, Atlanta, USA*

<sup>3</sup>*Mathematical Institute, University of Oxford, Oxford, UK*

December 25, 2024

## Abstract

Most theories and applications of elasticity rely on an energy function that depends on the strains from which the stresses can be derived. This is the traditional setting of Green elasticity, also known as hyper-elasticity. However, in its original form the theory of elasticity does not assume the existence of an strain-energy function. In this case, called Cauchy elasticity, stresses are directly related to the strains. Since the emergence of modern elasticity in the 1940s, research on Cauchy elasticity has been relatively limited. One possible reason is that for Cauchy materials, the net work performed by stress along a closed path in the strain space may be nonzero. Therefore, such materials may require access to both energy sources and sinks. This characteristic has led some mechanicians to question the viability of Cauchy elasticity as a physically plausible theory of elasticity. In this paper, motivated by its relevance to recent applications, such as the modeling of active solids, we revisit Cauchy elasticity in a modern form. First, we show that in the general theory of anisotropic Cauchy elasticity, stress can be expressed in terms of six functions, that we call *Edelen-Darboux potentials*. For isotropic Cauchy materials, this number reduces to three, while for incompressible isotropic Cauchy elasticity, only two such potentials are required. Second, we show that in Cauchy elasticity, the link between balance laws and symmetries is lost, in general, since Noether's theorem does not apply. In particular, we show that, unlike hyperelasticity, objectivity is not equivalent to the balance of angular momentum. Third, we formulate the balance laws of Cauchy elasticity covariantly and derive a generalized Doyle-Ericksen formula. Fourth, the material symmetry and work theorems of Cauchy elasticity are revisited, based on the *stress-work 1-form* that emerges as a fundamental quantity in Cauchy elasticity. The stress-work 1-form allows for a classification via Darboux's theorem that leads to a classification of Cauchy elastic solids based on their generalized energy functions. Fifth, we discuss the relevance of Carathéodory's theorem on accessibility property of Pfaffian equations. Sixth, we show that Cauchy elasticity has an intrinsic geometric (Berry) phase, which is the net work of stress in cyclic deformations. If the orientation of a cyclic deformation is reversed, the sign of the net work of stress changes, from which we conclude that stress in Cauchy elasticity is neither dissipative nor conservative. Seventh, we establish connections between Cauchy elasticity and the existing constitutive equations for active solids. Eighth, linear anisotropic Cauchy elasticity is examined in detail, and simple displacement-control loadings are proposed for each symmetry class to characterize the corresponding antisymmetric elastic constants. Ninth, we discuss both isotropic and anisotropic Cauchy anelasticity and show that the existing solutions for stress fields of distributed eigenstrains (and particularly defects) in hyperelastic solids can be readily extended to Cauchy elasticity. Tenth, we introduce Cosserat-Cauchy materials and demonstrate that an anisotropic three-dimensional Cosserat-Cauchy elastic solid has at most twelve generalized energy functions.

**Keywords:** Cauchy elasticity, Green elasticity, hyper-elasticity, nonlinear elasticity, linear elasticity, odd elasticity.

---

\*Corresponding author, e-mail: arash.yavari@ce.gatech.edu

# Contents

<b>1</b>	<b>Introduction</b>	<b>3</b>
<b>2</b>	<b>Non-Conservative Forces in Mechanical Systems</b>	<b>5</b>
<b>3</b>	<b>An Axiomatic Formulation of Thermodynamics</b>	<b>9</b>
3.1	Exterior Differential Systems	9
3.2	Carathéodory's Abstract Formulation of Thermodynamics	11
<b>4</b>	<b>Covariant Cauchy Elasticity: Kinematics and Balance Laws</b>	<b>11</b>
4.1	Kinematics	11
4.2	Balance laws	12
4.2.1	The first law of thermodynamics	12
4.2.2	Covariance of the energy balance	13
4.2.3	The second law of thermodynamics	15
4.2.4	Balance of angular momentum and the generalized Doyle-Ericksen formula	16
4.2.5	Balance of angular momentum and objectivity in Cauchy elasticity	17
<b>5</b>	<b>Constitutive Equations for Cauchy Elastic Solids</b>	<b>18</b>
5.1	Objectivity in Cauchy elasticity	18
5.2	Material symmetry in Cauchy elasticity	19
5.2.1	Isotropic Cauchy elasticity	19
5.2.2	Anisotropic Cauchy elasticity	19
5.3	Work theorems of elasticity	20
5.4	Characterization of the constitutive equations of Cauchy elasticity using exterior calculus: Green, Ericksen, and Ed	
5.4.1	Compressible isotropic Cauchy elasticity	23
5.4.2	Incompressible isotropic Cauchy elasticity	24
5.4.3	Compressible and incompressible anisotropic Cauchy elastic solids	25
<b>6</b>	<b>A Geometric (Berry) Phase in Cauchy Elasticity</b>	<b>27</b>
6.1	Geometric phase in incompressible isotropic Cauchy elasticity	28
6.2	Geometric phase in compressible isotropic Cauchy elasticity	29
6.3	Geometric phase in anisotropic Cauchy elasticity	29
<b>7</b>	<b>Active Solids and Cauchy Elasticity</b>	<b>30</b>
7.1	Hydrostatic active stress	30
7.2	Active stress in fiber-reinforced solids	30
7.3	Active stress in arteries	31
<b>8</b>	<b>Examples of Cyclic Universal Deformations</b>	<b>32</b>
8.1	Biaxial extension of an incompressible block	32
8.1.1	Biaxial extension of an incompressible Ericksen elastic block	32
8.1.2	Biaxial extension of an incompressible neo-Hookean block reinforced by active fibers	33
8.2	Finite torsion and extension of an Ericksen cylinder	34
<b>9</b>	<b>Linear Cauchy Elasticity</b>	<b>36</b>
9.1	Net work of stress: A geometric (Berry) phase	38
9.2	Experimental determination of antisymmetric elastic constants	39
9.3	From Cauchy elasticity to odd elasticity	43
<b>10</b>	<b>Cauchy Anelasticity</b>	<b>44</b>
<b>11</b>	<b>Cosserat-Cauchy Elasticity</b>	<b>45</b>

## 1 Introduction

One of the greatest intellectual developments of the last century was the formulation of a general mathematical theory of *passive materials* that respond to external loads. This theory of rational mechanics has been extremely successful to understand material behavior, to design new structures, and to develop many new devices in mechanical and bio-medical engineering. However, over the last two decades, researchers from multiple fields of engineering and sciences have been increasingly interested in *active materials* that are characterized by a solid matrix with embedded active components. For instance, many biological systems can be modeled as active solids: growing plant stems change their shape to find light and growing neurons sense their environment to create operational neural networks, and the mammalian cell adapts to its environment by changing the properties of its membrane. Whereas these systems may appear very different from technological devices, they share many common features and can be studied mathematically within the same general setup. We believe that Cauchy elasticity (and Cauchy anelasticity) may be a rational framework for modeling such material systems. Another motivation for revisiting Cauchy elasticity stems from the recent interest in the physics literature regarding "odd elasticity" [Scheibner et al., 2020, Fruchart et al., 2023] which, as we will show, is the simplest version of Cauchy elasticity, namely linearized Cauchy elasticity.

Nonlinear elasticity is almost two hundred years old, with its theoretical foundations laid by Augustin-Louis Cauchy [Truesdell, 1992]. In Cauchy's original theory of elasticity in 1828, stress at any point depends explicitly on strain at that point without any history dependence [Cauchy, 1828]. Hence, we follow Truesdell and refer to this theory as *Cauchy elasticity* [Truesdell, 1952]. A *particular* class of Cauchy elastic solids are those for which the stresses derive from a strain-energy function and in this case the theory is called *Green elasticity* [Green, 1838, 1839, Spencer, 2015] or, more commonly, *hyperelasticity* [Truesdell, 1952]. A natural question is whether all Cauchy materials must be Green materials based on fundamental thermodynamic principles. Green and Laws [1967] investigated the constitutive equations of Cauchy elasticity and their consistency with the second law of thermodynamics and concluded that "*Cauchy elasticity is consistent with the basic thermodynamical theory.*" Further, Green and Naghdi [1971] demonstrated the consistency of Cauchy elasticity with the first and second laws of thermodynamics. They showed that the net work of stress in a Cauchy elastic solid undergoing a cyclic motion, i.e., a closed path in the strain space, may be non-zero (also explicitly demonstrated later by Edelen [1977]), and by changing the orientation of the cyclic motion, the sign of the net work of stress changes. This has been referred to as "*perpetual motion*" in the literature. Green and Naghdi [1971] clearly stated that a non-vanishing net work of stress in cyclic motions does not violate the second law of thermodynamics. To refute the possibility of solids exhibiting this property, they proposed the following "*additional principle*": "*The total thermal energy and mechanical work per unit mass supplied to or extracted from any part of the body in a closed cycle of deformation of the type  $\mathcal{L}$  is always zero.*"<sup>1</sup>

Based on such discussions, Cauchy elasticity was mostly dismissed as an interesting, but ultimately irrelevant, theory of elasticity that is not viable for the modeling of elastic materials by most of the community [Coleman, 1962, Rivlin, 1986, Casey, 2005, Carroll, 2009, Leonov, 2000, Rajagopal, 2011],<sup>2</sup> while a smaller community still persisted in using it [Truesdell, 1952, 1964, Truesdell and Noll, 2004, Ogden, 1984, Bordiga, Piccolroaz, and Bigoni, 2022].<sup>3</sup>

As a result, theoretical advancements in nonlinear elasticity and anelasticity, such as plasticity and

---

<sup>1</sup>By "type  $\mathcal{L}$ " they meant a cyclic motion, i.e., both strain and velocities return to their initial values after one cycle, and hence, the total work done on the body is the work of stress, see (5.19).

<sup>2</sup>In the discussion of the paper [Truesdell, 1964], R.S. Rivlin questioned the physical validity of Cauchy elasticity as a material model. The following is Truesdell's response: "While it is possible that the elastic material without a stored-energy function will not describe any physical material, before such a conclusion can be reached it will be necessary to know, by means of clearly stated and proved mathematical theorems, what undesirable properties such a material has."

<sup>3</sup>Bordiga et al. [2022] considered two-dimensional lattices preloaded by follower forces. They showed that the effective small-on-large response of such lattices is non-hyperelastic. More specifically, they showed that the acoustic tensor of the effective medium is non-symmetric. To the best of our knowledge, Bordiga et al. [2022]'s homogenized pre-stressed lattices are the first concrete example of linear non-hyperelastic Cauchy elastic solids.

mechanics of growth, have almost exclusively focused on hyperelasticity. Yet, emerging applications of active matter strongly motivate the revival of Cauchy elasticity and the mechanics of non-hyperelastic Cauchy solids. Indeed, many active materials have access to external sources and sinks of energy. The net work of stress in cyclic motions is the key in the experimental determination of their non-hyperelastic properties. In the case of linear elasticity, these materials are characterized by the presence of antisymmetric elastic constants and in recent years has been referred to as *odd elasticity* (see §9).

In hyperelasticity, one assumes the existence of an energy function that depends explicitly on strains. In the presence of inelastic deformations, strain energy would depend on the elastic part of strain. In Cauchy elasticity an energy function does not exist, in general. The fundamental object in Cauchy elasticity is the *stress-work 1-form* [Edelen, 1977, Kadić, 1980, Cardin and Spera, 1995]. Using exterior calculus we will generalize the works of [Ericksen, 1956] and [Edelen, 1977] and classify Cauchy elastic solids via their generalized energy functions utilizing the Darboux classification of differential forms [Darboux, 1882, Sternberg, 1999, Bryant et al., 2013, Suhubi, 2013]. As we will show, anisotropic Cauchy elastic solids have at most six generalized energy functions (explicitly depending on the right Cauchy-Green strain) while compressible and incompressible isotropic Cauchy elastic solids have at most three and two generalized energy functions, respectively. We will write the constitutive equations of Cauchy elasticity in terms of the generalized energy functions in the form of a generalized Doyle-Ericksen formula.

We will show that Cauchy elasticity has a natural geometric (Berry) phase [Pancharatnam, 1956, Berry, 1984, 1990], namely the net work of stress in cyclic deformations. This geometric phase is key in experimental characterization of Cauchy elastic solids. To the best of our knowledge, this is the first application of geometric (Berry) phase in elasticity. It should be mentioned that there have been several applications of geometric phase in rigid body (or piecewise rigid body) dynamics [Montgomery, 1988, 1991, Levi, 1993, Fedele and Yavari, 2024].

We will investigate anisotropic non-hyperelastic Cauchy linear elastic solids, which is the correct general theory for linear elastic materials that are elastic but not hyperelastic. While in 2D, this non-hyperelastic behavior requires chirality, in 3D anisotropic elastic solids, non-hyperelasticity can exist without it. We will show that anisotropic linear Cauchy elasticity has 15 extra elastic constant—the antisymmetric elastic constants [Rogers and Pipkin, 1963, Podio-Guidugli and Virga, 1987, Yong-Zhong and Del Piero, 1991, He and Zheng, 1996, Ostrosablin, 2017]. These additional elastic constants need to be characterized using the geometric phase. Designing proper experiments in line with this theory will be essential in the experimental characterization of the mechanical properties of active solids. For each symmetry class, we will suggest simple experiments that can be used to characterize all the non-symmetric elastic constants.

In continuum mechanics, the second law of thermodynamics has been crucial in formulating the mathematical foundations of constitutive equations, going back to the seminal work of Coleman and Noll [1963]. The second law of thermodynamics has traditionally been used in the form of the Clausius-Duhem inequality [Serrin, 2012, Silhavy, 2013]. However, in Cauchy elasticity, there is no underlying energy function and the fundamental object is the stress-work 1-form, which is a differential 1-form. For this more general class of elastic solids, the axiomatic or geometric formulation of thermodynamics as proposed by Carathéodory [Carathéodory, 1909, Buchdahl, 2009, Frankel, 2011] is more convenient and natural.<sup>4</sup> This has been recognized by several researchers [Ericksen, 1956, Edelen, 1977, Rivlin, 1986]. However, there is limited research on the constitutive equations of Cauchy elasticity and their consistency with the second law of thermodynamics. It has been argued that Carathéodory’s accessibility principle excludes a large class of Cauchy elastic solids. For these solids, for any two nearby deformed configurations, there exists a path in the strain space that connects them without any work of stress. At first glance, this may seem peculiar, but Carathéodory’s principle does not assert that every deformation path exhibits this zero work property. One can imagine that certain Cauchy elastic solids have soft modes that are the only ones activated in a specific deformation path, leading no zero work. These peculiar or anomalous cases should not be excluded from the outset, as they may represent exotic materials with unusual mechanical properties. Characterizing paths of zero-stress-work in the strain space is closely related to Pfaffian differential equations and exterior differential systems [Sternberg, 1999, Bryant et al., 2013, Suhubi, 2013]—a branch of mathematics that, to the best of

---

<sup>4</sup>It should be mentioned that Carathéodory’s abstract formulation of thermodynamics has been used in formulating non-equilibrium thermodynamics of solids [Valanis, 1971, Nemat-Nasser, 1975].

our knowledge, has not found systematic applications in elasticity and materials science to this date.

It should be emphasized that Cauchy elasticity does not encompass all elastic solids. In recent years, there has been research on what are known as implicit constitutive equations [Morgan, 1966, Rajagopal, 2003, 2007]. More specifically, Morgan [1966] and Rajagopal [2003, 2007] proposed constitutive equations of the form  $\mathbf{f}(\boldsymbol{\sigma}, \mathbf{b}) = \mathbf{0}$ . Cauchy elasticity is a subset of this class of solids. Rajagopal and Srinivasa [2007] defined an elastic body as one whose response is rate independent and non-dissipative. Here, we restrict ourselves to Cauchy elasticity.

**Contributions of this paper.** Contribution of this paper can be summarized as follows.

- We present a covariant formulation of Cauchy elasticity and derive a generalized Doyle-Ericksen formula.
- We discuss constitutive equations and work theorems for Cauchy materials.
- We describe Edelen-Darboux potentials in Cauchy elasticity and define Ericksen materials. We show that for incompressible isotropic Cauchy elastic solids, hyperelasticity and Ericksen elasticity are the only possibilities. We also show that compressible isotropic Cauchy elastic solids have at most three generalized energy functions.
- We show that for anisotropic Cauchy elastic solids, in terms of the invariants of the right Cauchy-Green strain, the number of generalized energy functions explicitly depends on the symmetry class. In the case of transversely isotropic Cauchy elastic solids this number is five.
- We show that Cauchy elasticity has a natural geometric (Berry) phase.
- We connect explicitly Cauchy elasticity and active stress in biological systems.
- We present a detailed analysis of two universal deformations (one homogeneous and one inhomogeneous) and provide examples of cyclic deformations that have non-vanishing net work of stress.
- We study anisotropic linear Cauchy elasticity in detail and show that only six out of the eight symmetric classes have non-vanishing antisymmetric elastic constants. For each symmetry class, simple cyclic deformations are suggested to characterize all the corresponding antisymmetric elastic constants.
- We introduce Cauchy anelasticity and demonstrate that, in the presence of eigenstrains, the generalized energy functions depend on the principal invariants of the elastic distortions calculated using the Euclidean metric or the principal invariants of the total deformation calculated using the Riemannian material metric. It is also noted that all the existing exact solutions for distributed eigenstrains and defects in hyperelastic solids can be easily extended to Cauchy elasticity.
- We introduce Cosserat-Cauchy elastic materials and show that an anisotropic Cosserat-Cauchy elastic solid in three dimensions has at most twelve generalized energy functions.

This paper is organized as follows. We start by reviewing finite-dimensional classical mechanics in the presence of non-conservative forces in §2. This sets the stage for Cauchy elasticity in which stress is non-conservative and yet non-dissipative. In §3 exterior differential systems, and particularly, Pfaffian differential equations and Darboux’s classification of differential forms are briefly reviewed. A concise review of Carathéodory’s formulation of thermodynamics is also provided. Several aspects of Cauchy elasticity are investigated in detail in §4. Constitutive equations of Cauchy elasticity are discussed in §5. In §6, it is shown that Cauchy elasticity has a natural geometric (Berry) phase. The connection between Cauchy elasticity and some of the existing constitutive equations proposed for active solids is investigated in §7. Two examples of universal deformations are discussed in detail in §8. §9 discusses anisotropic linear Cauchy elasticity and characterization of its antisymmetric elastic constants. Cauchy anelasticity is briefly discussed in §10. and so is Cosserat-Cauchy elasticity in §11. Concluding remarks and discussion of future directions are given in §12.

## 2 Non-Conservative Forces in Mechanical Systems

Before we discuss the general problem of non-conservative effects in a continuum, it is instructive to briefly discuss non-conservative forces in finite-dimensional mechanical systems. In classical mechanics, a *conserva-*

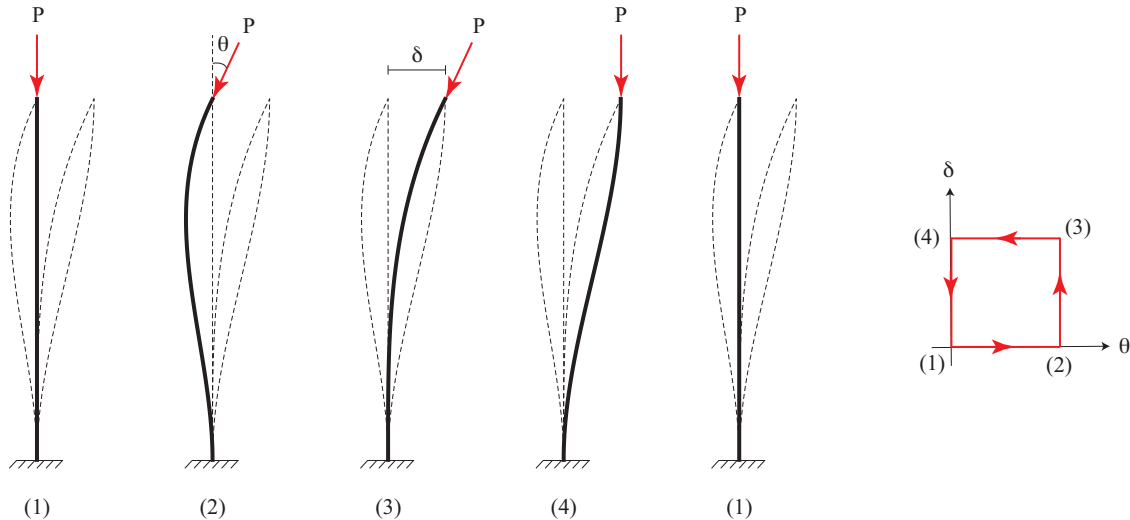


Figure 1: *Follower-forces are examples of non-conservative forces. Here, for instance a follower force acts along the tangent on a beam (column) while it is deflected. In the cyclic deformation (1)  $\rightarrow$  (2)  $\rightarrow$  (3)  $\rightarrow$  (4)  $\rightarrow$  (1) the follower force does the net work  $-P\delta \sin \theta$ . In the reverse cyclic deformation (1)  $\rightarrow$  (4)  $\rightarrow$  (3)  $\rightarrow$  (2)  $\rightarrow$  (1), it would do the net work  $P\delta \sin \theta$ .*

*tive force* is a force that is derived from a potential field.<sup>5</sup> The usual examples of non-conservative forces, such as friction and viscous forces, are dissipative. However, a non-conservative force, i.e., a force field that does not have a corresponding potential, is not necessarily dissipative. For instance, follower forces are non-conservative but non-dissipative forces [Ziegler, 1952, 1953, Bolotin, 1963, Bigoni and Noselli, 2011]. A *follower force* is a force (or moment) that continuously changes its direction to keep a particular orientation with the deformed configuration of a body. A typical example of a follower force is one applied along the tangent of a deformed beam or column. As the column deforms, the force adjusts its direction to remain aligned with the tangent at the point of application, making it dependent on the evolving geometry of the column (see Fig. 1). Since the 1950s, various engineering communities have been interested in the instability of systems subjected to follower forces [Pflüger, 1950, 1955, Beck, 1952, Ziegler, 1952, 1953, 1977, Bolotin, 1963]. Follower forces find applications in structural mechanics, aeroelasticity, fluid-structure interactions, rotordynamics, etc. Follower forces are notoriously difficult to realize in experiments (see Elishakoff [2005] for an exhaustive review), and their physical relevance has been strongly questioned [Koiter, 1996]. However, in recent years follower forces have been realized experimentally by Bigoni and his co-workers [Bigoni and Noselli, 2011, Bigoni et al., 2018, Cazzolli et al., 2020].

In the literature, there are plenty of other instances of non-conservative forces. For instance, the force fields  $\mathbf{F} = \mathbf{F}(\mathbf{x})$  that depend on position  $\mathbf{x} \in \mathbb{R}^n$  but not on velocity and such that  $\text{curl } \mathbf{F}(\mathbf{x}) \neq \mathbf{0}$  have been called *curl forces* [Berry and Shukla, 2012]. Non-conservative position-dependent forces have also been called *positional forces*, *pseudo-gyroscopic forces*, and *circulatory forces* [Ziegler, 1977, Kirillov, 2021]. These are all examples of non-conservative yet non-dissipative forces, i.e., under such force fields the phase space volume is preserved. Particle dynamics under such force fields is fundamentally different from that under conservative forces. For example, Noether’s theorem, which is the link between conservation laws and symmetries is broken [Berry and Shukla, 2012, 2013, 2015].

A single particle under a curl force field is the zero-dimensional analogue of Cauchy elasticity. Indeed, we will show that stress in hyperelasticity is non-dissipative and conservative. However, the class of non-dissipative solids is significantly broader than that of hyperelastic materials [Rajagopal and Srinivasa, 2007] and in Cauchy elasticity, stress is non-dissipative but non-conservative.

<sup>5</sup>An alternative definition of a conservative force is a force whose work is path independent. If the force only depends on position (or generalized coordinates) this would be equivalent to the existence of a potential. However, if a force is velocity dependent its work can be path independent even in the absence of a potential. Such forces are called gyroscopic forces [Ziegler, 1977].

Let us consider a finite-dimensional mechanical system with  $n$  degrees of freedom  $\mathbf{q}(t) = \{q_1(t), \dots, q_n(t)\} \in \mathbb{R}^n$ . We assume that this system is under the action of both conservative and non-conservative forces. Then, Lagrange's equations read

$$\frac{d}{dt} \frac{\partial \mathbf{L}}{\partial \dot{q}_i} - \frac{\partial \mathbf{L}}{\partial q_i} = \mathbf{F}_i, \quad i = 1, \dots, n, \quad (2.1)$$

where  $\mathbf{L} = \mathbf{T} - \mathbf{V}$  is the Lagrangian,  $\mathbf{T} = \frac{1}{2} \sum_{i,j} \mathbf{g}_{ij} \dot{q}_i \dot{q}_j$  is the kinetic energy,  $\mathbf{g}_{ij} = \mathbf{g}_{ij}(\mathbf{q})$ ,  $\mathbf{V}(\mathbf{q})$  is the potential of conservative forces, and  $\mathbf{F}_i$  is the  $i$ th component of the non-conservative force  $\mathbf{F} = \mathbf{F}(t, \mathbf{q}, \dot{\mathbf{q}})$ . Lagrange's equations can then equivalently be written as [Krechetnikov and Marsden, 2006, Zhuravlev, 2008]

$$\frac{d}{dt} \frac{\partial \mathbf{T}}{\partial \dot{q}_i} - \frac{\partial \mathbf{T}}{\partial q_i} = \mathbf{F}_i - \frac{\partial \mathbf{V}}{\partial q_i}, \quad i = 1, \dots, n. \quad (2.2)$$

Note that

$$\frac{\partial \mathbf{T}}{\partial \dot{q}_i} = \sum_{j=1}^n \mathbf{g}_{ij} \dot{q}_j, \quad \frac{d}{dt} \frac{\partial \mathbf{T}}{\partial \dot{q}_i} = \sum_{j=1}^n \left( \sum_{k=1}^n \frac{\partial \mathbf{g}_{ij}}{\partial q_k} \dot{q}_j \dot{q}_k + \mathbf{g}_{ij} \ddot{q}_j \right), \quad \frac{\partial \mathbf{T}}{\partial q_i} = \frac{1}{2} \sum_{j,k=1}^n \frac{\partial \mathbf{g}_{jk}}{\partial q_i} \dot{q}_j \dot{q}_k. \quad (2.3)$$

Multiplying both sides of (2.2) by  $q_i$  and summing over  $i$ , one obtains

$$\sum_{i=1}^n \left[ \frac{1}{2} \sum_{j,k=1}^n \frac{\partial \mathbf{g}_{jk}}{\partial q_i} \dot{q}_j \dot{q}_k + \sum_{j=1}^n \mathbf{g}_{ij} q_i \ddot{q}_j \right] = \sum_{i=1}^n \left( \mathbf{F}_i \dot{q}_i - \frac{\partial \mathbf{V}}{\partial q_i} \dot{q}_i \right). \quad (2.4)$$

For this system, we define the *energy* as  $\mathbf{H} = \mathbf{T} + \mathbf{V}$ , and hence

$$\begin{aligned} \frac{d\mathbf{H}}{dt} &= \frac{d\mathbf{T}}{dt} + \frac{d\mathbf{V}}{dt} = \sum_{i=1}^n \left( \frac{\partial \mathbf{T}}{\partial q_i} \dot{q}_i + \frac{\partial \mathbf{T}}{\partial \dot{q}_i} \ddot{q}_i + \frac{\partial \mathbf{V}}{\partial q_i} \dot{q}_i \right) \\ &= \sum_{i=1}^n \left[ \frac{1}{2} \sum_{j,k=1}^n \frac{\partial \mathbf{g}_{jk}}{\partial q_i} \dot{q}_j \dot{q}_k + \sum_{j=1}^n \mathbf{g}_{ij} q_i \ddot{q}_j \right] + \sum_{i=1}^n \frac{\partial \mathbf{V}}{\partial q_i} \dot{q}_i. \end{aligned} \quad (2.5)$$

Using the identity (2.4) one obtains the rate of change of the energy due to the external forces

$$\frac{d\mathbf{H}}{dt} = \sum_{i=1}^n \mathbf{F}_i \dot{q}_i. \quad (2.6)$$

If the potential has an explicit time dependence, i.e.,  $\mathbf{V} = \mathbf{V}(t, \mathbf{q})$ , then instead of (2.6) one has [Krechetnikov and Marsden, 2006]

$$\frac{d\mathbf{H}}{dt} = \sum_{i=1}^n \mathbf{F}_i \dot{q}_i + \frac{\partial \mathbf{V}}{\partial t}. \quad (2.7)$$

If the dependence of a force on generalized coordinates and velocities is linear,  $\mathbf{F} = \mathbf{A} \mathbf{q} + \mathbf{B} \dot{\mathbf{q}}$ , the force can be decomposed into symmetric ( $s$ ) and antisymmetric ( $a$ ) parts as follows:

$$\mathbf{F} = \overset{\circ}{\mathbf{A}} \mathbf{q} + \overset{\circ}{\mathbf{A}} \mathbf{q} + \overset{\circ}{\mathbf{B}} \dot{\mathbf{q}} + \overset{\circ}{\mathbf{B}} \dot{\mathbf{q}}, \quad (2.8)$$

where  $\overset{\circ}{\mathbf{A}} = \frac{1}{2}(\mathbf{A} + \mathbf{A}^\top)$ ,  $\overset{\circ}{\mathbf{A}} = \frac{1}{2}(\mathbf{A} - \mathbf{A}^\top)$ ,  $\overset{\circ}{\mathbf{B}} = \frac{1}{2}(\mathbf{B} + \mathbf{B}^\top)$ , and  $\overset{\circ}{\mathbf{B}} = \frac{1}{2}(\mathbf{B} - \mathbf{B}^\top)$ . The forces  $\overset{\circ}{\mathbf{A}} \mathbf{q}$ ,  $\overset{\circ}{\mathbf{A}} \mathbf{q}$ ,  $\overset{\circ}{\mathbf{B}} \dot{\mathbf{q}}$ , and  $\overset{\circ}{\mathbf{B}} \dot{\mathbf{q}}$  are called *potential*, *positional*, *dissipative*, and *gyroscopic*, respectively.

A central theme of this paper is that the properties of non-conservative systems are best explored by considering the work done during a motion. In the simpler case of rigid systems, we can compute the work done on a closed path in the configuration space. We start with a finite-dimensional mechanical system under the action of a force  $\mathbf{F}$  going from a point  $A_1$  at time  $t = t_1$  to point  $A_2$  and time  $t_2$  along a path  $\gamma$  parametrized by  $\mathbf{q} : [t_1, t_2] \rightarrow \mathbb{R}^n$ . The work done on the system is

$$W(\gamma) = \int_{\gamma} \mathbf{F} \cdot d\mathbf{q}. \quad (2.9)$$



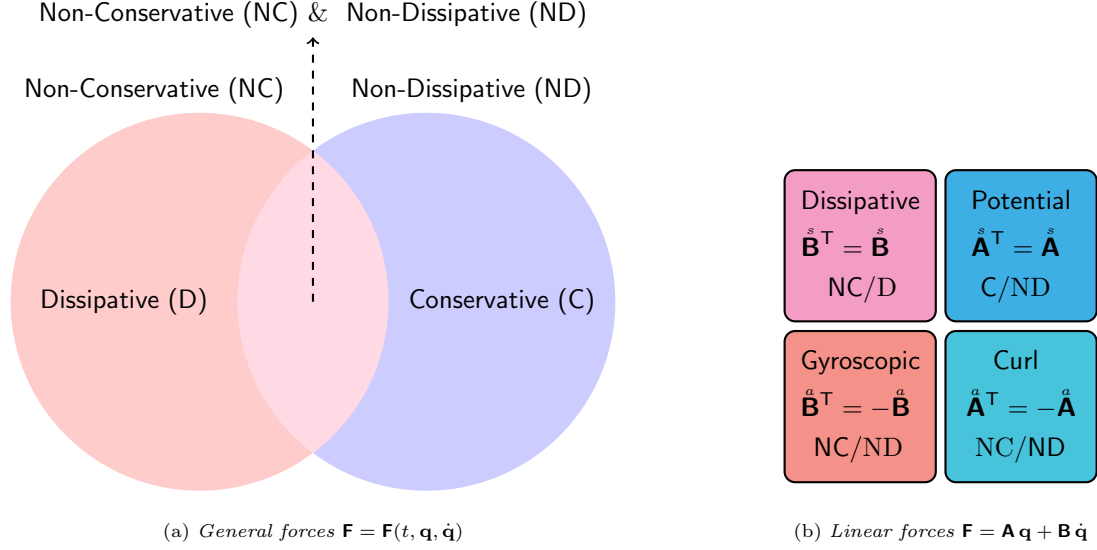


Figure 2: (a) Dissipative forces (stresses) are non-conservative, while conservative forces (stresses) are non-dissipative. However, there are forces (stresses) that are non-dissipative yet still not conservative. In Cauchy elasticity, stress is non-conservative yet non-dissipative. (b) A force that depends on the generalized coordinates and velocities linearly can be decomposed as in (2.8).

We note that for a conservative force, this integral does not depend on  $\gamma$ , but just on the end points, since on a closed path  $\int_{\gamma} \mathbf{F} \cdot d\mathbf{q} = \int_{\gamma} dV = 0$ . However, for a non-conservative force,  $W(\gamma)$  depends on  $\gamma$ . Indeed, when  $\gamma$  is a closed path enclosing a surface with a non-vanishing area,  $W(\gamma)$  may be nonzero. For instance, consider the follower force illustrated in Fig. 1 (motivated by a similar discussion in [Bolotin, 1963]). This force acts along the tangent to the deformed column at all times. In the cyclic deformation shown, the work done by the follower force is negative and is due only to the segment (2)  $\rightarrow$  (3). In the reverse cyclic deformation, the work of the follower force would be positive, illustrating the crucial difference with dissipative forces (for which the work would have the same negative sign regardless of the path direction as we show next).

We can gain further insight by looking at a force that linearly depends on generalized velocities: First, we note that the antisymmetric part of  $\mathbf{B}$  does not contribute to work, i.e., gyroscopic forces are workless. Second, if  $\mathbf{B}$  is negative-semi-definite  $\mathbf{B} \dot{\mathbf{q}}$  is a *dissipative force* while if  $\mathbf{B}$  is positive-semi-definite  $\mathbf{B} \dot{\mathbf{q}}$  is an *accelerating force*.

$$W(\gamma) = \int_{\gamma} \mathbf{B} \dot{\mathbf{q}} \cdot d\mathbf{q} = \int_{t_1}^{t_2} \mathbf{B} \dot{\mathbf{q}} \cdot \dot{\mathbf{q}} dt = \int_{t_1}^{t_2} \mathbf{B}^s \dot{\mathbf{q}} \cdot \dot{\mathbf{q}} dt. \quad (2.10)$$

First, we note that the antisymmetric part  $\mathbf{B}^a$  of  $\mathbf{B}$  does not contribute to work, i.e., gyroscopic forces are workless. Second, if  $\mathbf{B}^s$  is negative-semi-definite  $\mathbf{B}^s \dot{\mathbf{q}}$  is a *dissipative force* while if  $\mathbf{B}^s$  is positive-semi-definite  $\mathbf{B}^s \dot{\mathbf{q}}$  is an *accelerating force*.

Next we show that for a general non-conservative and non-dissipative force  $\mathbf{F} = \mathbf{F}(\mathbf{q})$ ,  $W(-\gamma) = -W(\gamma)$ , while for a dissipative (or accelerating force),  $W(-\gamma) = W(\gamma)$ . The path  $\gamma$  is parametrized as  $\mathbf{q} : [t_1, t_2] \rightarrow \mathbb{R}^n$  while  $-\gamma$  is parametrized by  $\mathbf{q} \circ \psi : [t_1, t_2] \rightarrow \mathbb{R}^n$  where  $\psi : [t_1, t_2] \rightarrow [t_1, t_2]$  is a smooth function such that  $\psi(t_1) = t_2$  and  $\psi(t_2) = t_1$ . One choice would be  $\psi(t) = t_1 + t_2 - t$ . For  $\mathbf{F} = \mathbf{F}(\mathbf{q})$ ,

$$\begin{aligned} W(-\gamma) &= \int_{t_1}^{t_2} \mathbf{F}(\mathbf{q}(\psi(t))) \cdot d\mathbf{q}(\psi(t)) = \int_{t_1}^{t_2} \mathbf{F}(\mathbf{q}(\psi(t))) \cdot \mathbf{q}(\psi(t)) \dot{\psi}(t) dt = - \int_{t_1}^{t_2} \mathbf{F}(\mathbf{q}(\psi(t))) \cdot \mathbf{q}(\psi(t)) dt \\ &= - \int_{t_2}^{t_1} \mathbf{F}(\mathbf{q}(\tau)) \cdot \mathbf{q}(\tau) (-d\tau) = - \int_{t_1}^{t_2} \mathbf{F}(\mathbf{q}(\tau)) \cdot \mathbf{q}(\tau) d\tau = -W(\gamma). \end{aligned} \quad (2.11)$$



Therefore, if a non-conservative, non-dissipative force does positive work in a cycle, it does the opposite work when the orientation of the cycle is reversed. For a dissipative (or accelerating) force of the form  $\mathbf{F} = \mathbf{B}(\mathbf{q})\dot{\mathbf{q}}$ ,

$$\begin{aligned} W(-\gamma) &= \int_{t_1}^{t_2} \mathbf{B}(\mathbf{q}(\psi(t))) \frac{d}{dt} [\mathbf{q}(\psi(t))] \cdot d\mathbf{q}(\psi(t)) = \int_{t_1}^{t_2} \mathbf{B}(\mathbf{q}(\psi(t))) \dot{\mathbf{q}}(\psi(t)) \dot{\psi}(t) \cdot \dot{\mathbf{q}}(\psi(t)) \dot{\psi}(t) dt \\ &= \int_{t_1}^{t_2} \mathbf{B}(\mathbf{q}(\psi(t))) \dot{\mathbf{q}}(\psi(t)) \cdot \dot{\mathbf{q}}(\psi(t)) dt = \int_{t_2}^{t_1} \mathbf{B}(\mathbf{q}(\tau)) \dot{\mathbf{q}}(\tau) \cdot \dot{\mathbf{q}}(\tau) (-d\tau) \\ &= \int_{t_1}^{t_2} \mathbf{B}(\mathbf{q}(\tau)) \dot{\mathbf{q}}(\tau) \cdot \dot{\mathbf{q}}(\tau) d\tau = W(\gamma). \end{aligned} \quad (2.12)$$

As expected, the work done by a dissipative force is always negative regardless of the orientation of the path.

We can now generalize these concepts to the general problem of a continuum and study the role and effect of non-conservative forces and stresses in a general elastic material.

**Remark 2.1.** A force field is either conservative (i.e., it is derived from a potential field, and conserves energy in all motions), or is non-conservative (i.e. it does not conserve energy in all motions and does not derive from a potential). It is either dissipative (i.e. it dissipates energy in all motions) or non-dissipative (i.e. it does not dissipate energy in any motion). A conservative force is non-dissipative but the converse is not necessarily true. A non-conservative force is not necessarily dissipative. A dissipative force has no potential, and hence, it is always non-conservative. The set-theoretic relationship among these four types of forces is illustrated schematically in Figure 2a, with the particular linear case shown in Figure 2b. We will show that, similarly, a stress field can be either conservative or non-conservative. Additionally, it can be classified as either dissipative or non-dissipative. In particular, the stress field in Cauchy elastic solids is, in general, non-conservative and non-dissipative.

### 3 An Axiomatic Formulation of Thermodynamics

In hyperelasticity the constitutive equations are fully specified by a strain-energy function. In Cauchy elasticity, such a function does not exist, in general. The only specification is that at any material point, stress depends exclusively and explicitly on the strain at that point. This information is enough to calculate the *stress-work 1-form*  $\Omega$ , which replaces the strain-energy function as the fundamental object in Cauchy elasticity [Edelen, 1977, Kadić, 1980, Cardin and Spera, 1995]. At any material point, the stress-work 1-form is defined on the manifold of strains. The partial differential equation  $\Omega = 0$  is called a *Pfaffian equation*, the solutions of which are submanifold (curves, surfaces, or higher-dimensional manifolds) called *integral manifolds*. Such integral manifolds are physically important because in a motion (a curve in the manifold of strains) completely lying on an integral manifold stress does zero work. The study of integral manifolds and Pfaffian equations require the theory of exterior differential systems that we we briefly review next.

#### 3.1 Exterior Differential Systems

Let  $\alpha$  be a differential form on an  $n$ -manifold  $\mathcal{M}$ . Let us define

$$(\alpha)^k = \overbrace{\alpha \wedge \dots \wedge \alpha}^{k\text{-factors}}. \quad (3.1)$$

We define  $\Lambda^1(\mathcal{M})$  to be the set of differential 1-forms on the  $n$ -dimensional manifold  $\mathcal{M}$ . Let  $\Omega \in \Lambda^1(\mathcal{M})$ , then the positive integer  $k$  is the *rank of*  $\Omega$  if  $(d\Omega)^k \neq 0$  and  $(d\Omega)^{k+1} = 0$ .

**Theorem 3.1** (Darboux [Darboux, 1882, Sternberg, 1999, Bryant et al., 2013, Suhubi, 2013]). *Let  $\Omega \in \Lambda^1(\mathcal{M})$  be of rank  $k$ . If everywhere on  $\mathcal{M}$ ,  $\Omega \wedge (d\Omega)^k = 0$ , then in a neighborhood of any point there are coordinates  $\{y^1, \dots, y^{n-k}, z^1, \dots, z^k\}$  such that*

$$\Omega = y^1 dz^1 + \dots + y^k dz^k. \quad (3.2)$$

If everywhere on  $\mathcal{M}$ ,  $\Omega \wedge (d\Omega)^k \neq 0$ , then in a neighbourhood of every point there are coordinates  $\{y^1, \dots, y^{n-k}, z^1, \dots, z^k\}$  such that

$$\Omega = y^1 dz^1 + \dots + y^k dz^k + dy^{k+1}. \quad (3.3)$$

These are called the *canonical (normal) forms* of  $\Omega$ .

We can use the notion of normal forms for the study of Cauchy elasticity by considering the normal forms of a 1-form in dimensions one, two, three, and six, corresponding to incompressible and compressible isotropic Cauchy elasticity, as well as anisotropic Cauchy elasticity, respectively.

If  $\mathcal{M}$  is one-dimensional, then  $d\Omega = 0$ , and hence  $k = 0$ . This means that there exists a scalar field  $\psi$  such that  $\Omega = d\psi$ . For a two-dimensional manifold one has either  $k = 0$  or  $1$ , and hence one has the following possibilities (note that  $\Omega \wedge d\Omega$  is a 3-form and identically vanishes on any 2-manifold):

$$\begin{aligned} k = 0 : \quad d\Omega = 0, \quad \Omega \wedge (d\Omega)^0 = \Omega \neq 0 &\Rightarrow \Omega = d\psi_1, \\ k = 1 : \quad d\Omega \wedge d\Omega = 0, \quad \Omega \wedge d\Omega = 0 &\Rightarrow \Omega = \phi^1 d\psi_1. \end{aligned} \quad (3.4)$$

For a three-dimensional manifold still either  $k = 0$  or  $1$ , and hence one has the following possibilities:

$$\begin{aligned} k = 0 : \quad d\Omega = 0, \quad \Omega \wedge (d\Omega)^0 = \Omega \neq 0 &\Rightarrow \Omega = d\psi_1, \\ k = 1 : \quad d\Omega \wedge d\Omega = 0, \quad \begin{cases} \Omega \wedge d\Omega = 0 &\Rightarrow \Omega = \phi^1 d\psi_1, \\ \Omega \wedge d\Omega \neq 0 &\Rightarrow \Omega = \phi^1 d\psi_1 + d\psi_2. \end{cases} \end{aligned} \quad (3.5)$$

Finally, for a six-dimensional manifold, the rank of a 1-form can take any of the values  $0, 1, 2, 3$ . Thus, one has the following possibilities (note that  $\Omega \wedge d\Omega \wedge d\Omega \wedge d\Omega$  is a 7-form and identically vanishes on any 6-manifold):

$$\begin{aligned} k = 0 : \quad d\Omega = 0, \quad \Omega \wedge (d\Omega)^0 = \Omega \neq 0 &\Rightarrow \Omega = d\psi_1, \\ k = 1 : \quad d\Omega \wedge d\Omega = 0, \quad \begin{cases} \Omega \wedge d\Omega = 0 &\Rightarrow \Omega = \phi^1 d\psi_1, \\ \Omega \wedge d\Omega \neq 0 &\Rightarrow \Omega = \phi^1 d\psi_1 + d\psi_2, \end{cases} \\ k = 2 : \quad d\Omega \wedge d\Omega \wedge d\Omega = 0, \quad \begin{cases} \Omega \wedge d\Omega \wedge d\Omega = 0 &\Rightarrow \Omega = \phi^1 d\psi_1 + \phi^2 d\psi_2, \\ \Omega \wedge d\Omega \wedge d\Omega \neq 0 &\Rightarrow \Omega = \phi^1 d\psi_1 + \phi^2 d\psi_2 + d\psi_3, \end{cases} \\ k = 3 : \quad d\Omega \wedge d\Omega \wedge d\Omega \wedge d\Omega = 0, \quad \Omega \wedge d\Omega \wedge d\Omega \wedge d\Omega = 0 &\Rightarrow \Omega = \phi^1 d\psi_1 + \phi^2 d\psi_2 + \phi^3 d\psi_3. \end{aligned} \quad (3.6)$$

Let  $\Omega \in \Lambda^1(\mathcal{M})$ , then the first-order partial differential equation

$$\Omega = 0, \quad (3.7)$$

is called a *Pfaffian equation*. This is the simplest example of an exterior differential system. A  $p$ -dimensional integral manifold of (3.7) is an immersion (not necessarily an embedding)  $f : \mathcal{W} \rightarrow \mathcal{M}$  such that  $f^*\Omega = 0$ . An integral curve of  $\Omega$  is a curve  $c : I \rightarrow \mathcal{M}$ , where  $I$  is an interval on the real line, such that  $\Omega(c(t)) = 0$ ,  $\forall t \in I$ . The Pfaffian equation (3.7) is said to have the *local accessibility* property if, for every point  $x \in \mathcal{M}$ , there exists a neighborhood  $U$  such that for every point  $y \in U$ , there is an integral curve of (3.7) that connects  $x$  and  $y$ . The Pfaffian equation (3.7) has the *local inaccessibility* property if, in every neighborhood  $U$  of every point  $x \in \mathcal{M}$ , there is at least one point  $y \in U$  that cannot be connected to  $x$  by any integral curve of (3.7).

The rank of the Pfaffian equation (3.7) is the integer  $r$  such that  $\Omega \wedge (d\Omega)^r \neq 0$  and  $\Omega \wedge (d\Omega)^{r+1} = 0$ . Carathéodory's theorem tells us that if the rank of a Pfaffian equation is constant, the Pfaffian equation has the local accessibility property if and only if  $r \geq 2$ . Therefore, a Pfaffian equation has the local inaccessibility property only when  $r = 0$  or  $r = 1$ , which correspond to the normal forms  $\Omega = d\psi_1$  and  $\Omega = \phi^1 d\psi_1$ , respectively. In either case,  $\Omega = 0$  implies that  $\psi_1 = \text{constant}$ , which are hypersurfaces—the integral manifolds of maximum possible dimension  $n - 1$ .

### 3.2 Carathéodory's Abstract Formulation of Thermodynamics

Carathéodory [Carathéodory, 1909] reformulated thermodynamics as follows: The first law is described by the vanishing of a differential 1-form on a manifold of thermodynamic states, i.e., a Pfaffian equation on a manifold. The second law is stated as an axiom asserting that this differential 1-form has the property of inaccessibility.

The set of all states of the system is denoted by  $\mathcal{M}$  and is assumed to be a connected manifold. Carathéodory states the first law of thermodynamics as

$$\theta = du - \omega_h - \omega_w = 0, \quad (3.8)$$

where  $u$  is the internal energy of the system,  $\omega_h$  is the heat 1-form and  $\omega_w$  is the work 1-form all defined on  $\mathcal{M}$  [Mrugała, 1978]. An *adiabatic process* (or change of state) of a thermodynamic system is one in which there is no exchange of heat with its surroundings. An adiabatic process is a curve in  $\mathcal{M}$ , i.e.,  $c : I \rightarrow \mathcal{M}$ , where  $I$  is an interval on the real line, such that  $\omega_h(c(t)) = 0, \forall t \in I$ .

Carathéodory's statement of the second law of thermodynamics is: *For any thermodynamic system, in every neighborhood of a given state, there exist states that are inaccessible via adiabatic changes of state* [Pogliani and Berberan-Santos, 2000, Frankel, 2011]. In other words, the heat 1-form has the inaccessibility property. In simple terms, inaccessibility means that one cannot move between all possible states of the system without violating the laws of thermodynamics. For instance, while some changes in a system's energy or state might be possible, others would require additional input, like heat, that the isolated system cannot provide. Carathéodory's theorem then tells us that the heat 1-form is integrable, i.e.,  $\omega_h = Tds$ , where  $T$  is absolute temperature and  $s$  is entropy [Cooper, 1967, Boyling, 1972, Buchdahl, 2009].

## 4 Covariant Cauchy Elasticity: Kinematics and Balance Laws

We now turn our attention to a general theory of Cauchy elastic system. First, we introduce the general theoretical background. We consider a body that is deforming in the Euclidean ambient space  $(\mathcal{S}, \mathbf{g})$ , where  $\mathbf{g}$  is a fixed flat background metric (a metric lets one measure distances). We identify the body with a Riemannian manifold  $(\mathcal{B}, \mathbf{G})$ , where  $\mathcal{B}$  is a 3-manifold embeddable in the Euclidean ambient space and  $\mathbf{G} = \mathbf{g}|_{\mathcal{B}}$  is the induced flat material metric.

We assume that the body  $\mathcal{B}$  is Cauchy elastic solid. Hence at any  $X \in \mathcal{B}$ , the stress depends only the strain at  $X$  without any history dependence. Importantly, we do not assume the existence of an underlying energy function.

### 4.1 Kinematics

In nonlinear elasticity, kinematics is unaffected by existence or lack thereof an energy function. In the following we briefly review the kinematics of nonlinear elasticity.

A *motion* (or deformation) is a one-parameter family of mappings  $\varphi_t : \mathcal{B} \rightarrow \mathcal{C}_t \subset \mathcal{S}$ , where  $\mathcal{C}_t = \varphi_t(\mathcal{B})$  is the current configuration. A material point  $X \in \mathcal{B}$  is mapped to  $x_t = \varphi_t(X) = \varphi(X, t) \in \mathcal{S}$ . The *material velocity* of motion  $\mathbf{V}_t : \mathcal{B} \rightarrow T_{\varphi_t(X)}\mathcal{C}_t$  is defined as  $\mathbf{V}_t(X) = \mathbf{V}(X, t) = \frac{\partial \varphi(X, t)}{\partial t}$ . Here,  $T_{\varphi_t(X)}\mathcal{C}_t$  is the tangent space of the current configuration at  $\varphi_t(X) \in \mathcal{C}_t$ . One defines the *spatial velocity* as  $\mathbf{v} = \mathbf{V} \circ \varphi_t^{-1}$ .

The *deformation gradient* denoted by  $\mathbf{F} = T\varphi$  is the tangent map (or derivative) of  $\varphi_t$  (a metric-independent two-point tensor). At each material point  $X \in \mathcal{B}$ , the deformation gradient is a linear map  $\mathbf{F}(X) : T_X\mathcal{B} \rightarrow T_{\varphi_t(X)}\mathcal{C}_t$ , where  $T_X\mathcal{B}$  is the tangent space of the reference configuration at  $X \in \mathcal{B}$ . We introduce local coordinate charts  $\{x^a\}$  and  $\{X^A\}$  on  $\mathcal{S}$  and  $\mathcal{B}$ , respectively, which in general may be curvilinear. We denote the cotangent space of the reference configuration at  $X \in \mathcal{B}$  by  $T_X^*\mathcal{B}$ , which is the space of covectors or 1-form (a 1-form when paired with a vector yields a scalar). One can show that  $\{dX^A\}$  and  $\{\frac{\partial}{\partial x^a}\}$  are bases for  $T_X^*\mathcal{B}$  and  $T_{\varphi_t(X)}\mathcal{C}_t$ , respectively [Marsden and Hughes, 1983]. With respect to these coordinate charts the deformation gradient has the following representation

$$\mathbf{F} = F^a{}_A \frac{\partial}{\partial x^a} \otimes dX^A = \frac{\partial \varphi^a}{\partial X^A} \frac{\partial}{\partial x^a} \otimes dX^A. \quad (4.1)$$

The transpose of deformation gradient (a metric-dependent tensor) is defined as

$$\mathbf{F}^\top : T_{x_t} \mathcal{C}_t \rightarrow T_X \mathcal{B}, \quad \langle \langle \mathbf{F}\mathbf{V}, \mathbf{v} \rangle \rangle_{\mathbf{g}} = \langle \langle \mathbf{V}, \mathbf{F}^\top \mathbf{v} \rangle \rangle_{\mathbf{G}}, \quad \forall \mathbf{V} \in T_X \mathcal{B}, \mathbf{v} \in T_{x_t} \mathcal{C}_t, \quad (4.2)$$

which has components  $(F^\top)^A_a = g_{ab} F^b_B G^{AB}$ . The *right Cauchy-Green deformation tensor* is defined as  $\mathbf{C}(X) = \mathbf{F}^\top(X)\mathbf{F}(X) : T_X \mathcal{B} \rightarrow T_X \mathcal{B}$ . It has components  $C^A_B = (F^\top)^A_a F^a_B$ . Notice that  $C_{AB} = (g_{ab} \circ \varphi) F^a_A F^b_B$ , which implies that  $\mathbf{C}^\flat = \varphi^* \mathbf{g} = \mathbf{F}^* \mathbf{g} \mathbf{F}$  is the pull-back of the spatial metric to the current configuration, where  $\flat$  is the flat operator induced by the metric  $\mathbf{g}$  and  $\mathbf{F}^*(X) : T_{\varphi_t(X)} \mathcal{C}_t \rightarrow T_X \mathcal{B}$  is the dual of  $\mathbf{F}$  and is defined as

$$\mathbf{F}^* = F^a_A dX^A \otimes \frac{\partial}{\partial x^a}. \quad (4.3)$$

The *left Cauchy-Green deformation tensor* is defined as  $\mathbf{B}^\sharp = \varphi^*(\mathbf{g}^\sharp)$ , i.e., the pull back of the inverse of the spatial metric to the current configuration. It has components  $B^{AB} = F^{-A}_a F^{-B}_b g^{ab}$ , where  $F^{-A}_a$  are components of  $\mathbf{F}^{-1}$ . The spatial analogs of  $\mathbf{C}^\flat$  and  $\mathbf{B}^\sharp$  are denoted as  $\mathbf{c}^\flat$  and  $\mathbf{b}^\sharp$ , respectively, and are defined as (push forwards of the material metric and its inverse)  $\mathbf{c}^\flat = \varphi_* \mathbf{G}$ , with components  $c_{ab} = F^{-A}_a F^{-B}_b G_{AB}$ , and  $\mathbf{b}^\sharp = \varphi_* \mathbf{G}^\sharp$ , with components  $b^{ab} = F^a_A F^b_B G^{AB}$ . The tensors  $\mathbf{C}$  and  $\mathbf{b}$  have identical *principal invariants*  $I_1, I_2$ , and  $I_3$ , which are defined as [Ogden, 1984]

$$I_1 = \text{tr } \mathbf{b}, \quad I_2 = \frac{1}{2} (I_1^2 - \text{tr } \mathbf{b}^2), \quad I_3 = \det \mathbf{b}. \quad (4.4)$$

These three invariants are related to changes of lengths, areas, and volumes in a deformation, respectively Kuhl and Goriely [2024].

## 4.2 Balance laws

One method for deriving the governing equations of a field theory, such as elasticity, is to use the Lagrangian field theory approach; an action is defined, and extremizing this action leads to the Euler-Lagrange equations. In the case of hyperelasticity, these equations correspond to the balance of linear momentum.

Noether's theorem states that invariance of the Lagrangian density under a group of symmetries corresponds to a conserved quantity. For instance, in hyperelasticity, invariance of the Lagrangian density under rigid-body rotations of the Euclidean ambient space leads to the balance of angular momentum. In the case of Cauchy elasticity, there is no energy function, and as a result, a Lagrangian density cannot be defined. This implies that the connection between conserved quantities and symmetries via Noether's theorem is lost.

Another approach to derive balance laws is to use thermodynamics and invariance arguments. This idea goes back to the work of Green and Rivlin [1964] who postulated an energy balance (the first law of thermodynamics) and its invariance under superposed rigid body motions of the ambient Euclidean space. Using these two assumptions they obtained the balance of linear and angular momenta as well as conservation of mass, embodied in the Green-Naghdi-Rivlin theorem.

In some applications the ambient space may be curved, e.g., when modeling dynamics of fluid membranes [Arroyo and DeSimone, 2009, Yavari et al., 2016]. Hughes and Marsden [1977] pointed out that in such problems postulating integral balance laws does not make sense as on a manifold a vector field cannot be integrated intrinsically. Instead, they postulated the first law of thermodynamics and its invariance under arbitrary diffeomorphisms of the Riemannian ambient space—this is called *covariance of the energy balance*. Using these two assumptions they derived conservation of mass, the balance of linear momentum, and the Doyle-Ericksen formula [Doyle and Ericksen, 1956a], which implies the balance of angular momentum ( see also [Marsden and Hughes, 1983, Simo and Marsden, 1984, Yavari et al., 2006a, Yavari and Ozakin, 2008, Yavari, 2008, Yavari and Marsden, 2009a,b, Yavari, 2010, Yavari and Golgoon, 2019]).

In the following, we follow this approach by first introducing the first law of thermodynamics and then imposing invariance under diffeomorphisms.

### 4.2.1 The first law of thermodynamics

In Section 3.2, we discussed Carathéodory's abstract formulation of thermodynamics, and particularly, the first law written as vanishing of a differential 1-form. The classical formulation of the first law in solid

mechanics is usually presented as an integral form over an arbitrary subbody. In this section we start with this classical approach and derive the governing equations of Cauchy elasticity postulating covariance of the balance of energy. At the end of Section 4.2.3 we establish a connection with Carathéodory's formulation of the first law (see Remark 4.1).

For any sub-body  $U \subset \mathcal{B}$  of a hyperelastic body  $\mathcal{B}$ , the balance of energy is written as

$$\frac{d}{dt} \int_U \rho_0 \left( \mathcal{E} + \frac{1}{2} \|\mathbf{V}\|_{\mathbf{g}}^2 \right) dV = \int_U \rho_0 \left( \langle \langle \mathbf{B}, \mathbf{V} \rangle \rangle_{\mathbf{g}} + R \right) dV + \int_{\partial U} \left( \langle \langle \mathbf{T}, \mathbf{V} \rangle \rangle_{\mathbf{g}} + H \right) dA, \quad (4.5)$$

where  $\rho_0(X, t)$  is the material mass density,  $\mathcal{E}$  is the internal energy (or energy function),  $\mathbf{B}$  is the body force,  $\mathbf{T}$  is the boundary traction vector field per unit material area,  $R = R(X, t)$  is the specific heat supply, and  $H = -\langle \langle \mathbf{Q}, \mathbf{N} \rangle \rangle_{\mathbf{G}}$  is the material heat flux,  $\mathbf{Q} = \mathbf{Q}(X, T, dT, \mathbf{C}^b, \mathbf{G})$  is the external heat flux per unit material area,  $T$  is temperature,  $dT$  is its exterior derivative, and  $\mathbf{N}$  is the  $\mathbf{G}$ -unit normal to the boundary  $\partial \mathcal{B}$ .

Despite the fact that Cauchy elastic solids do not necessarily have an energy function, one can still write an energy balance [Green and Naghdi, 1971]. For any sub-body  $U \subset \mathcal{B}$  of a Cauchy elastic body  $\mathcal{B}$ , we write the energy balance as<sup>6</sup>

$$\frac{d}{dt} \int_U \frac{1}{2} \rho_0 \|\mathbf{V}\|_{\mathbf{g}}^2 dV + \int_U \rho_0 \left( \tilde{\mathbf{P}} : \nabla \mathbf{V} + f \mathcal{N} \right) dV = \int_U \rho_0 \left( \langle \langle \mathbf{B}, \mathbf{V} \rangle \rangle_{\mathbf{g}} + R \right) dV + \int_{\partial U} \left( \langle \langle \mathbf{T}, \mathbf{V} \rangle \rangle_{\mathbf{g}} + H \right) dA, \quad (4.7)$$

where  $\tilde{\mathbf{P}}$  is a two-point tensor to be determined,  $\nabla \mathbf{V}$  is the *velocity gradient* with components  $V^a|_A$  (note that the covariant derivative is with respect to the Levi-Civita connection of the metric  $\mathbf{G}$ ),  $\mathcal{N}$  is the *specific entropy*, and  $f$  is a scalar field to be determined. Note that the Cauchy stress theorem does not rely on the existence of an energy function, and hence  $\langle \langle \mathbf{T}, \mathbf{V} \rangle \rangle_{\mathbf{g}} = \mathbf{P} \mathbf{N}^b$ , where  $\mathbf{P}$  is the *first Piola-Kirchhoff stress tensor*. Thus

$$\int_{\partial U} \langle \langle \mathbf{T}, \mathbf{V} \rangle \rangle_{\mathbf{g}} dA = \int_U \left( \langle \langle \text{Div } \mathbf{P}, \mathbf{V} \rangle \rangle_{\mathbf{g}} + \mathbf{P} : \nabla \mathbf{V} \right) dV. \quad (4.8)$$

Therefore, the balance of energy is simplified to read

$$\int_U \left( \langle \langle \text{Div } \mathbf{P} + \rho_0(\mathbf{B} - \mathbf{A}), \mathbf{V} \rangle \rangle_{\mathbf{g}} + (\mathbf{P} - \rho_0 \tilde{\mathbf{P}}) : \nabla \mathbf{V} - \frac{1}{2} \dot{\rho}_0 \|\mathbf{V}\|_{\mathbf{g}}^2 + \rho_0 R - \rho_0 f \mathcal{N} \right) dV + \int_{\partial U} H dA = 0. \quad (4.9)$$

#### 4.2.2 Covariance of the energy balance

We consider an arbitrary time-dependent spatial diffeomorphism  $\xi_t : \mathcal{S} \rightarrow \mathcal{S}$  such that  $\xi_{t=0} = \text{id}_{\mathcal{S}}$ , the identity map. We define  $\mathbf{w} = \frac{\partial \xi_t}{\partial t}$ , and  $\mathbf{W} = \mathbf{w} \circ \varphi^{-1}$ . Under this change of frame  $\mathbf{g}' = \xi_{t*} \mathbf{g} = (T\xi_t)^{-*} \mathbf{g} (T\xi_t)^{-1}$  and the deformation map is transformed to  $\varphi'_t = \xi_t \circ \varphi_t$ , and hence [Marsden and Hughes, 1983, Yavari et al., 2006b]

$$\mathbf{V}' = \xi_{t*} \mathbf{V} + \mathbf{W} = T\xi_t \mathbf{V} + \mathbf{W}. \quad (4.10)$$

Thus, at  $t = 0$ ,  $\mathbf{V}' = \mathbf{V} + \mathbf{W}$ . The *covariance of energy balance* is defined as the invariance of the form of the energy balance (4.9) under  $\xi_t$ , i.e.,

$$\int_U \left( \langle \langle \text{Div}' \mathbf{P}' + \rho'_0(\mathbf{B}' - \mathbf{A}'), \mathbf{V}' \rangle \rangle_{\mathbf{g}'} + (\mathbf{P}' - \rho'_0 \tilde{\mathbf{P}}') : \nabla' \mathbf{V}' - \frac{1}{2} \dot{\rho}'_0 \|\mathbf{V}'\|_{\mathbf{g}'}^2 + \rho'_0 R' - \rho'_0 f' \mathcal{N}' \right) dV' + \int_{\partial U} H' dA' = 0. \quad (4.11)$$

---

<sup>6</sup>This implies that the rate of change of energy is written as

$$\rho_0 \dot{\mathcal{E}} = \rho_0 (\tilde{\mathbf{P}} : \nabla \mathbf{V} + f \mathcal{N}). \quad (4.6)$$

It might seem natural to assume that  $\rho_0 \tilde{\mathbf{P}} = \mathbf{P}$  is the first Piola-Kirchhoff stress and  $f = T$  is the absolute temperature. However, we show in the following that one can prove these using invariance arguments. It should be emphasized that  $\mathcal{E}$  is not necessarily a function of  $\mathbf{F}$ .

Under the change of frame the following transformations are assumed (notice that material fields and operators are unaffected by a spatial change of frame) [Marsden and Hughes, 1983]

$$\begin{aligned}
\rho'_0 &= \rho_0, & \mathbf{f}' &= \mathbf{f}, & \mathcal{N}' &= \mathcal{N}, & H' &= H, & R' &= R, \\
\mathbf{B}' - \mathbf{A}' &= \xi_{t*}(\mathbf{B} - \mathbf{A}) = T\xi_t \cdot (\mathbf{B} - \mathbf{A}), \\
\tilde{\mathbf{P}}' &= \xi_{t*}\tilde{\mathbf{P}} = T\xi_t \cdot \tilde{\mathbf{P}}, \\
\nabla' &= \nabla, & dV' &= dV, & dA' &= dA.
\end{aligned} \tag{4.12}$$

Substituting (4.12) into (4.11) and evaluating at  $t = 0$ , one obtains

$$\begin{aligned}
&\int_{\mathcal{U}} \left( \langle \langle \text{Div } \mathbf{P} + \rho_0(\mathbf{B} - \mathbf{A}), \mathbf{V} + \mathbf{W} \rangle \rangle_{\mathbf{g}} + (\mathbf{P} - \rho_0\tilde{\mathbf{P}}) : (\nabla\mathbf{V} + \nabla\mathbf{W}) - \frac{1}{2}\dot{\rho}_0\|\mathbf{V} + \mathbf{W}\|_{\mathbf{g}}^2 + \rho_0 R - \rho_0 \mathbf{f} \cdot \mathcal{N} \right) dV \\
&+ \int_{\partial\mathcal{U}} H dA = 0.
\end{aligned} \tag{4.13}$$

Subtracting (4.9) from (4.13) one gets

$$\int_{\mathcal{U}} \left[ \langle \langle \text{Div } \mathbf{P} + \rho_0(\mathbf{B} - \mathbf{A}), \mathbf{W} \rangle \rangle_{\mathbf{g}} + (\mathbf{P} - \rho_0\tilde{\mathbf{P}}) : \nabla\mathbf{W} - \dot{\rho}_0 \left( \frac{1}{2}\|\mathbf{W}\|_{\mathbf{g}}^2 + \langle \langle \mathbf{V}, \mathbf{W} \rangle \rangle_{\mathbf{g}} \right) \right] dV = 0. \tag{4.14}$$

The above identity must hold for arbitrary vectors  $\mathbf{W}$ . We choose  $\mathbf{W} = \beta\hat{\mathbf{W}}$  for some  $\mathbf{g}$ -unit vector  $\hat{\mathbf{W}}$ . Taking derivatives of both side with respect to  $\beta$  twice one obtains

$$\int_{\mathcal{U}} \dot{\rho}_0 dV = 0, \tag{4.15}$$

which must hold for arbitrary  $\mathcal{U} \subset \mathcal{B}$ . Therefore,  $\dot{\rho}_0 = 0$ , which we recognize as the *conservation of mass*. Now (4.14) is simplified to read

$$\int_{\mathcal{U}} \left[ \langle \langle \text{Div } \mathbf{P} + \rho_0(\mathbf{B} - \mathbf{A}), \mathbf{W} \rangle \rangle_{\mathbf{g}} + (\mathbf{P} - \rho_0\tilde{\mathbf{P}}) : \nabla\mathbf{W} \right] dV = 0. \tag{4.16}$$

As  $\mathbf{W}$  and  $\nabla\mathbf{W}$  are independent one concludes that

$$\text{Div } \mathbf{P} + \rho_0\mathbf{B} = \rho_0\mathbf{A}, \quad \rho_0\tilde{\mathbf{P}} = \mathbf{P}. \tag{4.17}$$

We conclude that the covariance of the energy balance leads to both the conservation of mass and the balance of linear momentum. We can use these two relations to simplify the first law of thermodynamics:

$$\int_{\mathcal{U}} \rho_0 (R - \mathbf{f} \cdot \mathcal{N}) dV + \int_{\partial\mathcal{U}} H dA = 0. \tag{4.18}$$

Recall that  $H = -\langle \langle \mathbf{Q}, \mathbf{N} \rangle \rangle_{\mathbf{G}}$ , where  $\mathbf{Q} = \mathbf{Q}(X, T, dT, \mathbf{C}^b, \mathbf{G})$  is the external heat flux per unit material area,  $T$  is temperature, and  $\mathbf{N}$  is the  $\mathbf{G}$ -unit normal to the boundary  $\partial\mathcal{U}$ . Thus, the energy balance in local form reads

$$\rho_0 R - \text{Div } \mathbf{Q} - \rho_0 \mathbf{f} \cdot \mathcal{N} = 0. \tag{4.19}$$

Eq. (4.6) is now rewritten as

$$\dot{\mathcal{E}} = \frac{1}{\rho_0} \mathbf{P} : \nabla\mathbf{V} + \mathbf{f} \cdot \mathcal{N} = \frac{1}{2\rho_0} \mathbf{S} : \dot{\mathbf{C}}^b + \mathbf{f} \cdot \mathcal{N} = \frac{1}{2\rho_0} \mathbf{S} : \dot{\mathbf{C}}^b + \mathbf{f} \cdot \mathcal{N}. \tag{4.20}$$

Or

$$\dot{\mathcal{E}} dt = \frac{1}{2\rho_0} \mathbf{S} : d\mathbf{C}^b + \mathbf{f} \cdot \mathcal{N} dt. \tag{4.21}$$

### 4.2.3 The second law of thermodynamics

In §3.2, our discussion of Carathéodory's abstract formulation of thermodynamics was motivated by its relevance to certain work theorems in elasticity, which will be examined in §5.3. There have been careful studies of the relation between Carathéodory's postulate and the principle of increase of entropy [Boyling, 1972]. Here, we adopt the standard formulation of the second law of thermodynamics for Cauchy elasticity.

For any sub-body  $\mathcal{U} \subset \mathcal{B}$ , the second law of thermodynamics can be expressed in terms of the Clausius-Duhem inequality as [Truesdell, 1952, Gurtin, 1974, Marsden and Hughes, 1983]

$$\Gamma = \frac{d}{dt} \int_{\mathcal{U}} \rho_0 \mathcal{N} dV - \int_{\mathcal{U}} \rho_0 \frac{R}{T} dV - \int_{\partial \mathcal{U}} \frac{H}{T} dA \geq 0, \quad (4.22)$$

where  $\Gamma$  is the entropy production. In localized form, the material Clausius-Duhem inequality is written as

$$\dot{\eta} = \rho_0 T \dot{\mathcal{N}} + \text{Div } \mathbf{Q} - \rho_0 R - \frac{1}{T} \langle dT, \mathbf{Q} \rangle \geq 0, \quad (4.23)$$

where  $\dot{\eta}$  denotes the material rate of energy dissipation density, and  $\langle \cdot, \cdot \rangle$  is the natural pairing of 1-forms and vectors. Substituting (4.19) into (4.23) one obtains

$$\dot{\eta} = \rho_0 (T - \mathbf{f}) \dot{\mathcal{N}} - \frac{1}{T} \langle dT, \mathbf{Q} \rangle \geq 0. \quad (4.24)$$

Suppose that the temperature is uniform, i.e.,  $dT = 0$ , then  $\dot{\eta} = \rho_0 (T - \mathbf{f}) \dot{\mathcal{N}} \geq 0$ , and hence  $\mathbf{f} = T$ . Therefore, the material rate of energy dissipation density is written as

$$\dot{\eta} = -\frac{1}{T} \langle dT, \mathbf{Q} \rangle \geq 0. \quad (4.25)$$

This, in particular, implies that

$$\rho_0 T \dot{\mathcal{N}} = \rho_0 R - \text{Div } \mathbf{Q}. \quad (4.26)$$

From (4.6), (4.17)<sub>2</sub>, and (4.26) the rate of change of energy is written as

$$\rho_0 \dot{\mathcal{E}} = \mathbf{P} : \nabla \mathbf{V} + \rho_0 T \dot{\mathcal{N}} = \mathbf{P} : \nabla \mathbf{V} + \rho_0 R - \text{Div } \mathbf{Q}. \quad (4.27)$$

This also implies that the integral form of the balance of energy in Cauchy elasticity reads

$$\frac{d}{dt} \int_{\mathcal{U}} \frac{1}{2} \rho_0 \|\mathbf{V}\|_{\mathbf{g}}^2 dV + \int_{\mathcal{U}} (\mathbf{P} : \nabla \mathbf{V} + \rho_0 T \dot{\mathcal{N}}) dV = \int_{\mathcal{U}} \rho_0 (\langle \mathbf{B}, \mathbf{V} \rangle_{\mathbf{g}} + R) dV + \int_{\partial \mathcal{U}} (\langle \mathbf{T}, \mathbf{V} \rangle_{\mathbf{g}} + H) dA. \quad (4.28)$$

In summary, the first law of thermodynamics and its covariance give us the conservation of mass and the balance of linear momentum. Instead of the rate of change of internal energy, in the expression of the first law there are two a priori unknown terms conjugate to the velocity gradient  $\nabla \mathbf{V}$  and the rate of entropy  $\dot{\mathcal{N}}$ . Together, covariance of the first law and the second law tell us that the term conjugate to  $\nabla \mathbf{V}$  is the first Piola-Kirchhoff stress and that conjugate to  $\dot{\mathcal{N}}$  is the temperature.

**Remark 4.1.** From (4.21) one concludes that

$$\dot{\mathcal{E}} dt = \frac{1}{2\rho_0} \mathbf{S} : d\mathbf{C}^b + T \dot{\mathcal{N}} dt. \quad (4.29)$$

This implies that the work and heat 1-forms are written as  $\omega_w = \frac{1}{2\rho_0} \mathbf{S} : d\mathbf{C}^b = \frac{1}{\rho_0} \boldsymbol{\Omega}$  and  $\omega_h = T \dot{\mathcal{N}} dt$ .

**Remark 4.2.** Suppose there is no heat source or flux in a Cauchy elastic solid, i.e., from (4.27), we obtain

$$\rho_0 \dot{\mathcal{E}} dt = \mathbf{P} : \nabla \mathbf{V} dt = \boldsymbol{\Omega}. \quad (4.30)$$



Therefore, for a path  $\Gamma$  in the strain space, one has

$$\int_{\Gamma} \boldsymbol{\Omega} = \int_{t_1}^{t_2} \rho_0 \dot{\mathcal{E}} dt. \quad (4.31)$$

As  $\mathcal{E}$  is not necessarily a function of  $\mathbf{F}$ , the above integral is path dependent, in general. In particular, over closed paths the net work of stress is equal to the total energy that is supplied to or given by the body. Although it may seem non-intuitive, this is entirely consistent with the first and second laws of thermodynamics. Recall that Cauchy elasticity is characterized by the possibility of having non-zero stress work along closed paths in strain space that enclose regions with non-zero area. However, for closed paths in strain space that do not enclose a surface, non-hyperelastic Cauchy elasticity is indistinguishable from hyperelasticity. Importantly, in Cauchy elasticity, the net work of stress along a closed path  $\Gamma$ , followed by its reverse  $-\Gamma$ , is always zero. In contrast, for a dissipative solid this work is always negative.

#### 4.2.4 Balance of angular momentum and the generalized Doyle-Ericksen formula

We will show in §5.4 that the most general Cauchy elastic solid has six Darboux-Edelen potentials in terms of  $\mathbf{C}^b$ . In this case, the stress-work 1-form can be written as

$$\boldsymbol{\Omega} = \phi_1 d\psi_1 + \phi_2 d\psi_2 + \phi_3 d\psi_3, \quad (4.32)$$

where  $\phi_i = \phi_i(X, \mathbf{F}, \mathbf{G}, \mathbf{g})$  and  $\psi_i = \psi_i(X, \mathbf{F}, \mathbf{G}, \mathbf{g})$ . The term  $\mathbf{P} : \nabla \mathbf{V}$  in the balance of energy (4.28) is  $\hat{\boldsymbol{\Omega}}$ , which is written as

$$\hat{\boldsymbol{\Omega}} = \sum_{i=1}^3 \phi_i \frac{d\psi_i}{dt} = \sum_{i=1}^3 \phi_i \frac{\partial \psi_i}{\partial \mathbf{F}} : \nabla \mathbf{V}. \quad (4.33)$$

Therefore, we can re-write the balance of energy as

$$\begin{aligned} & \frac{d}{dt} \int_u \frac{1}{2} \rho_0 \|\mathbf{V}\|_{\mathbf{g}}^2 dV + \int_u \left[ \sum_{i=1}^3 \phi_i \frac{\partial \psi_i}{\partial \mathbf{F}} : \nabla \mathbf{V} + \rho_0 T \mathcal{N} \right] dV \\ & = \int_u \rho_0 \left[ \langle \langle \mathbf{B}, \mathbf{V} \rangle \rangle_{\mathbf{g}} + R \right] dV + \int_{\partial u} \left[ \langle \langle \mathbf{T}, \mathbf{V} \rangle \rangle_{\mathbf{g}} + H \right] dA. \end{aligned} \quad (4.34)$$

Covariance of the energy balance implies two things: First, the six potentials are covariant, i.e.,

$$\phi_i = \hat{\phi}_i(X, \mathbf{C}^b, \mathbf{G}), \quad \psi_i = \hat{\psi}_i(X, \mathbf{C}^b, \mathbf{G}), \quad i = 1, 2, 3, \quad (4.35)$$

and second,

$$\int_u \left[ \mathbf{P} - \sum_{i=1}^3 \phi_i \frac{\partial \psi_i}{\partial \mathbf{F}} \right] : \nabla \mathbf{W} dV = 0, \quad (4.36)$$

which implies, through localization,

$$\mathbf{P} = \sum_{i=1}^3 \phi_i \frac{\partial \psi_i}{\partial \mathbf{F}}. \quad (4.37)$$

This last expression is a *generalized Doyle-Ericksen formula*. Indeed when restricted to hyperelastic materials ( $\phi_1 = 1, \phi_2 = \phi_3 = \psi_2 = \psi_3 = 0$ ) one recovers the classical Doyle-Ericksen formula of hyperelasticity. Using (4.35) the formula can be rewritten as

$$\mathbf{P} = 2 \sum_{i=1}^3 \phi_i \mathbf{F} \frac{\partial \psi_i}{\partial \mathbf{C}^b}, \quad \text{or} \quad \mathbf{S} = 2 \sum_{i=1}^3 \phi_i \frac{\partial \psi_i}{\partial \mathbf{C}^b}. \quad (4.38)$$

These relations have the important property that  $\mathbf{P}\mathbf{F}^* = \mathbf{F}\mathbf{P}^*$  (or equivalently,  $\mathbf{S}^* = \mathbf{S}$ ), which by analogy with hyperelasticity, can be interpreted as the balance of angular momentum.

Hence, we have proved the following result:

**Proposition 4.1.** *In a Cauchy elastic solid, the balance of energy and its covariance, together with the second law of thermodynamics, imply the conservation of mass, the balance of linear momentum, and the balance of angular momentum through a generalized Doyle-Ericksen formula.*

#### 4.2.5 Balance of angular momentum and objectivity in Cauchy elasticity

In the absence of an energy function, the connection between conservation laws and symmetries via Noether's theorem is broken. A key assumption to obtain  $\mathbf{S} = \mathbf{S}^*$  in the previous section was objectivity implying that  $\mathbf{S} = \hat{\mathbf{S}}(X, \mathbf{C}^\flat, \mathbf{G})$ . Therefore, in Cauchy elasticity objectivity implies the balance of angular momentum. It turns out that unlike the case of hyper-elasticity the converse is not true.

To show the balance of angular momentum implies objectivity for hyperelastic material, we follow [Kadić \[1980\]](#) who writes the stress-work 1-form in terms of the deformation gradient:

$$\Omega(\mathbf{F}(X, t), \mathbf{G}(X, t), \mathbf{g}(\varphi(X, t))) = g_{ab}(\varphi(X, t)) P^{bA}(X, t) dF^a{}_A(X, t). \quad (4.39)$$

In the case of a hyperelastic solid

$$\Omega(\mathbf{F}, \mathbf{G}, \mathbf{g}) = d\psi_1(\mathbf{F}, \mathbf{G}, \mathbf{g}) = \frac{\partial\psi_1}{\partial F^a{}_A} dF^a{}_A, \quad (4.40)$$

and hence

$$g_{ab} P^{bA} = \frac{\partial\psi_1}{\partial F^a{}_A}, \quad \text{or} \quad P^{aA} = g^{ab} \frac{\partial\psi_1}{\partial F^b{}_A}. \quad (4.41)$$

Note that

$$0 = d \circ d\psi_1(\mathbf{F}, \mathbf{G}, \mathbf{g}) = \frac{\partial P_a{}^A}{\partial F^b{}_B} dF^b{}_B \wedge dF^a{}_A = \frac{1}{2} \left[ \frac{\partial P_a{}^A}{\partial F^b{}_B} - \frac{\partial P_b{}^B}{\partial F^a{}_A} \right] dF^b{}_B \wedge dF^a{}_A. \quad (4.42)$$

Thus

$$\frac{\partial P_a{}^A}{\partial F^b{}_B} = \frac{\partial P_b{}^B}{\partial F^a{}_A}. \quad (4.43)$$

Balance of angular momentum is written as  $\mathbf{P}\mathbf{F}^* = \mathbf{F}\mathbf{P}^*$  or in components  $P^{aA} F^b{}_A = P^{bA} F^a{}_A$ . Thus

$$g^{ac} \frac{\partial\psi_1}{\partial F^c{}_A} F^b{}_A = g^{bc} \frac{\partial\psi_1}{\partial F^c{}_A} F^a{}_A, \quad \text{or} \quad \frac{\partial\psi_1}{\partial F^a{}_A} F^b{}_A - \frac{\partial\psi_1}{\partial F^b{}_A} F^a{}_A = 0. \quad (4.44)$$

These relations are satisfied if and only if  $\psi_1 = \hat{\psi}_1(\mathbf{C}^\flat, \mathbf{G})$  [[Kadić, 1980](#), [Duff, 1956](#)], i.e., the balance of angular momentum implies objectivity.

Conversely, let us start with objectivity, which implies that  $\psi_1 = \hat{\psi}_1(\mathbf{C}^\flat, \mathbf{G})$ , and hence

$$\mathbf{P} = 2\mathbf{F} \frac{\partial\hat{\psi}_1}{\partial \mathbf{C}^\flat}, \quad \text{or in components} \quad P^{aA} = 2F^a{}_N \frac{\partial\hat{\psi}_1}{\partial C_{NA}}. \quad (4.45)$$

Note that symmetry of  $\mathbf{C}^\flat$  implies that

$$\mathbf{P}\mathbf{F}^* = 2\mathbf{F} \frac{\partial\hat{\psi}_1}{\partial \mathbf{C}^\flat} \mathbf{F}^* = \left[ 2\mathbf{F} \frac{\partial\hat{\psi}_1}{\partial \mathbf{C}^\flat} \mathbf{F}^* \right]^* = \mathbf{F}\mathbf{P}^*, \quad (4.46)$$

i.e., the balance of angular momentum. Therefore, in hyperelasticity objectivity and balance of angular momentum are equivalent [[Noll, 1955](#)], which is a consequence of Noether's theorem.

Now consider the simplest Cauchy material, namely an Ericksen elastic solid (see §5.4), with two potentials

$$\Omega(\mathbf{F}, \mathbf{G}, \mathbf{g}) = \phi_1(\mathbf{F}, \mathbf{G}, \mathbf{g}) d\psi_1(\mathbf{F}) = \phi_1(\mathbf{F}, \mathbf{G}, \mathbf{g}) \frac{\partial\psi_1}{\partial F^a{}_A} dF^a{}_A = g_{ab} P^{bA} dF^a{}_A, \quad (4.47)$$

and hence

$$P^{aA} = g^{ab} \phi_1(\mathbf{F}, \mathbf{G}, \mathbf{g}) \frac{\partial\psi_1}{\partial F^b{}_A}. \quad (4.48)$$

Balance of angular momentum is written as

$$g^{ac} \phi_1(\mathbf{F}, \mathbf{G}, \mathbf{g}) \frac{\partial\psi_1}{\partial F^c{}_A} F^b{}_B = g^{bc} \phi_1(\mathbf{F}, \mathbf{G}, \mathbf{g}) \frac{\partial\psi_1}{\partial F^c{}_A} F^a{}_B, \quad (4.49)$$

or

$$\phi_1(\mathbf{F}, \mathbf{G}, \mathbf{g}) \left[ \frac{\partial \psi_1}{\partial F^a_A} F^b_B - \frac{\partial \psi_1}{\partial F^b_A} F^a_B \right] = 0. \quad (4.50)$$

As  $\phi_1 \neq 0$ , this gives us (4.44). Therefore, one concludes that one of the potentials, namely  $\psi_1$ , is objective, i.e.,  $\psi_1 = \psi_1(\mathbf{C}^b, \mathbf{G})$ . However, there is no condition on  $\phi_1(\mathbf{F}, \mathbf{G}, \mathbf{g})$  [Kadić, 1980]. Therefore, in Ericksen elasticity objectivity is a stronger condition that implies the balance of angular momentum but the converse is not necessarily true.

For an Edelen solid of type III, the first Piola-Kirchhoff stress is written as

$$P^{aA} = g^{ab} \phi_1(\mathbf{F}, \mathbf{G}, \mathbf{g}) \frac{\partial \psi_1}{\partial F^b_A} + g^{ab} \frac{\partial \psi_2}{\partial F^b_A}. \quad (4.51)$$

The balance of angular momentum tells us that

$$\phi_1(\mathbf{F}, \mathbf{G}, \mathbf{g}) \left[ \frac{\partial \psi_1}{\partial F^a_A} F^b_B - \frac{\partial \psi_1}{\partial F^b_A} F^a_B \right] + \frac{\partial \psi_2}{\partial F^a_A} F^b_B - \frac{\partial \psi_2}{\partial F^b_A} F^a_B = 0. \quad (4.52)$$

In this case none of the three potentials needs to be a function of the right Cauchy-Green strain for the balance of angular momentum to hold. However, objectivity would again imply the balance of angular momentum. The same conclusion can be reached for Edelen solids of types IV, V, and VI.

**Proposition 4.2.** *In Cauchy elasticity, objectivity implies the balance of angular momentum. But the converse is not necessarily true.*

## 5 Constitutive Equations for Cauchy Elastic Solids

In an inhomogeneous Cauchy elastic solid one has the constitutive equation  $\mathbf{P} = \hat{\mathbf{P}}(X, \mathbf{F}, \mathbf{G}, \mathbf{g})$ . In terms of Cauchy stress one has  $\boldsymbol{\sigma} = \hat{\boldsymbol{\sigma}}(x, \mathbf{b}, \mathbf{g})$ .

### 5.1 Objectivity in Cauchy elasticity

Objectivity, also known as material-frame indifference, implies that for all deformation gradients  $\mathbf{F}$ ,

$$\hat{\mathbf{P}}(X, \mathbf{Q}\mathbf{F}, \mathbf{G}, \mathbf{g}) = \mathbf{Q}\hat{\mathbf{P}}(X, \mathbf{F}, \mathbf{G}, \mathbf{g}) \quad \forall \mathbf{Q} \in \text{Orth}(\mathbf{g}), \quad (5.1)$$

where  $\text{Orth}(\mathbf{g}) = \{\mathbf{Q} : T_{\varphi(X)}\mathcal{C} \rightarrow T_{\varphi(X)}\mathcal{C} \mid \mathbf{Q}^*\mathbf{g} = \mathbf{Q}^*\mathbf{g}\mathbf{Q} = \mathbf{g}\}$  is the group of  $\mathbf{g}$ -orthogonal transformations.

**Proposition 5.1** ([Truesdell and Noll, 2004]). *Objectivity implies that the constitutive equation of a Cauchy elastic solid is written in the following form*

$$\mathbf{S} = \hat{\mathbf{S}}(X, \mathbf{C}^b, \mathbf{G}). \quad (5.2)$$

*Proof.* Consider two deformation gradients  $\mathbf{F}_1$  and  $\mathbf{F}_2$  such that  $\mathbf{F}_1^\top \mathbf{F}_1 = \mathbf{F}_2^\top \mathbf{F}_2 = \mathbf{C}$ , or equivalently,  $\mathbf{F}_1^* \mathbf{g} = \mathbf{F}_2^* \mathbf{g} = \mathbf{C}^b$ . Let us define  $\mathbf{R} = \mathbf{F}_2 \mathbf{F}_1^{-1} : T_x \mathcal{C} \rightarrow T_x \mathcal{C}$ . For arbitrary vectors  $\mathbf{u}_1, \mathbf{u}_2 \in T_x \mathcal{C}$ , as  $\mathbf{F}_1$  is invertible, one has  $\mathbf{u}_1 = \mathbf{F}_1 \mathbf{U}_1$  and  $\mathbf{u}_2 = \mathbf{F}_1 \mathbf{U}_2$ , where  $\mathbf{U}_1, \mathbf{U}_2 \in T_X \mathcal{B}$ . Thus

$$\begin{aligned} \langle \mathbf{R}\mathbf{u}_1, \mathbf{R}\mathbf{u}_2 \rangle_{\mathbf{g}} &= \langle \mathbf{R}\mathbf{F}_1 \mathbf{U}_1, \mathbf{R}\mathbf{F}_1 \mathbf{U}_2 \rangle_{\mathbf{g}} = \langle \mathbf{F}_2 \mathbf{U}_1, \mathbf{F}_2 \mathbf{U}_2 \rangle_{\mathbf{g}} = \langle \mathbf{U}_1, \mathbf{U}_2 \rangle_{\mathbf{F}_2^* \mathbf{g}} \\ &= \langle \mathbf{U}_1, \mathbf{U}_2 \rangle_{\mathbf{F}_1^* \mathbf{g}} = \langle \mathbf{F}_1 \mathbf{U}_1, \mathbf{F}_1 \mathbf{U}_2 \rangle_{\mathbf{g}} = \langle \mathbf{u}_1, \mathbf{u}_2 \rangle_{\mathbf{g}}. \end{aligned} \quad (5.3)$$

This shows that  $\mathbf{R}$  is a local isometry, and hence material frame-indifference implies that

$$\hat{\mathbf{P}}(X, \mathbf{R}\mathbf{F}_1, \mathbf{G}, \mathbf{g}) = \mathbf{R}\hat{\mathbf{P}}(X, \mathbf{F}_1, \mathbf{G}, \mathbf{g}). \quad (5.4)$$

Thus

$$\hat{\mathbf{P}}(X, \mathbf{F}_2, \mathbf{G}, \mathbf{g}) = \mathbf{F}_2 \mathbf{F}_1^{-1} \hat{\mathbf{P}}(X, \mathbf{F}_1, \mathbf{G}, \mathbf{g}), \quad \text{or} \quad \mathbf{F}_2^{-1} \hat{\mathbf{P}}(X, \mathbf{F}_2, \mathbf{G}, \mathbf{g}) = \mathbf{F}_1^{-1} \hat{\mathbf{P}}(X, \mathbf{F}_1, \mathbf{G}, \mathbf{g}). \quad (5.5)$$

This proves that  $\mathbf{S} = \hat{\mathbf{S}}(X, \mathbf{C}^b, \mathbf{G})$  is well defined and is equal to the common value of  $\mathbf{F}^{-1} \hat{\mathbf{P}}(X, \mathbf{F}, \mathbf{G}, \mathbf{g})$  for any  $\mathbf{F}$  such that  $\mathbf{C}^b = \mathbf{F}^* \mathbf{g} = \mathbf{F}^* \mathbf{g} \mathbf{F}$ .  $\square$

## 5.2 Material symmetry in Cauchy elasticity

The material symmetry group  $\mathcal{G}_X$  of a Cauchy elastic solid at a point  $X \in \mathcal{B}$  with respect to the Euclidean reference configuration  $(\mathcal{B}, \mathbf{G})$  is defined as

$$\hat{\mathbf{S}}(X, \mathbf{K}^* \mathbf{C}^b, \mathbf{G}) = \mathbf{K}^* \hat{\mathbf{S}}(X, \mathbf{C}^b, \mathbf{G}), \quad \forall \mathbf{K} \in \mathcal{G}_X \leq \text{Orth}(\mathbf{G}), \quad (5.6)$$

or

$$\hat{\mathbf{S}}(X, \mathbf{K}^* \mathbf{C}^b \mathbf{K}, \mathbf{G}) = \mathbf{K}^* \hat{\mathbf{S}}(X, \mathbf{C}^b, \mathbf{G}) \mathbf{K}, \quad \forall \mathbf{K} \in \mathcal{G}_X \leq \text{Orth}(\mathbf{G}), \quad (5.7)$$

for all deformation gradients  $\mathbf{F}$ , where  $\text{Orth}(\mathbf{G}) = \{\mathbf{Q} : T_X \mathcal{B} \rightarrow T_X \mathcal{B} \mid \mathbf{K}^* \mathbf{G} = \mathbf{Q}^* \mathbf{G} \mathbf{Q} = \mathbf{G}\}$ .

### 5.2.1 Isotropic Cauchy elasticity

For an isotropic Cauchy solid,  $\mathcal{G}_X = \text{Orth}(\mathbf{G})$ , and the second Piola-Kirchhoff stress has the following classic representation [Reiner, 1948, Rivlin and Ericksen, 1955, Wang, 1969, Boehler, 1977]

$$\mathbf{S} = \alpha_0 \mathbf{G}^\# + \alpha_1 \mathbf{C}^\# + \alpha_2 \mathbf{C}^{2\#}, \quad (5.8)$$

where  $\alpha_i = \alpha_i(I_1, I_2, I_3)$ ,  $i = 0, 1, 2$ . Equivalently, one can write

$$\mathbf{S} = \beta_0 \mathbf{G}^\# + \beta_1 \mathbf{C}^\# + \beta_{-1} \mathbf{C}^{-\#}, \quad (5.9)$$

where  $\beta_i = \beta_i(I_1, I_2, I_3)$ ,  $i = -1, 0, 1$ . For incompressible isotropic Cauchy solids  $I_3 = 1$ , and one has

$$\mathbf{S} = -p \mathbf{C}^{-\#} + \beta_0 \mathbf{G}^\# + \beta_1 \mathbf{C}^\#, \quad (5.10)$$

where  $p = p(X, t)$  is the Lagrange multiplier associated with the incompressibility constraint  $J = \sqrt{I_3} = 1$ , and  $\beta_i = \beta_i(I_1, I_2)$ ,  $i = 0, 1$ .

In terms of the Cauchy stress, the constitutive equations of compressible and incompressible isotropic Cauchy elastic solids are written as

$$\begin{aligned} \boldsymbol{\sigma} &= \gamma_0 \mathbf{g}^\# + \gamma_1 \mathbf{b}^\# + \gamma_2 \mathbf{c}^\#, & \gamma_i &= \gamma_i(I_1, I_2, I_3), & i &= 0, 1, 2, \\ \boldsymbol{\sigma} &= -p \mathbf{g}^\# + \gamma_1 \mathbf{b}^\# + \gamma_2 \mathbf{c}^\#, & \gamma_i &= \gamma_i(I_1, I_2), & i &= 1, 2. \end{aligned} \quad (5.11)$$

In components, they read  $\sigma^{ab} = \gamma_0 g^{ab} + \gamma_1 b^{ab} + \gamma_2 c^{ab}$  and  $\sigma^{ab} = -p g^{ab} + \gamma_1 b^{ab} + \gamma_2 c^{ab}$ , respectively.

### 5.2.2 Anisotropic Cauchy elasticity

For anisotropic solids, the material symmetry group is characterized using a finite collection of *structural tensors*  $\zeta_i$ ,  $i = 1, \dots, N$  [Liu, 1982, Boehler, 1987, Zheng and Spencer, 1993, Zheng, 1994, Lu and Papadopoulos, 2000a, Mazzucato and Rachele, 2006]. These structural tensors serve as a basis for the space of tensors that remain invariant under the action of the symmetry group  $\mathcal{G}$ .

When structural tensors are used as arguments in a tensor function, e.g., the second Piola-Kirchhoff stress  $\mathbf{S}$ , the function becomes isotropic with respect to its augmented arguments. This is known as the *principle of isotropy of space* [Boehler, 1979].

Instead of using the set of tensors  $\{\mathbf{C}^b, \mathbf{G}, \zeta_1, \dots, \zeta_N\}$ , one can consider a corresponding set of isotropic invariants. According to a theorem by Hilbert, for any finite collection of tensors, there exists a finite set of isotropic invariants, known as the *integrity basis*, for the set of isotropic invariants of the collection [Spencer, 1971]. We denote the integrity basis by  $I_j$ ,  $j = 1, \dots, m$ . Thus, one can express  $\mathbf{S}$  as  $\mathbf{S} = \mathbf{S}(X, I_1, \dots, I_m)$ .

As an example, we consider transversely isotropic Cauchy elastic solids. Other symmetry classes can be treated in a similar manner. In a transversely isotropic solid, there is a single preferred material direction at every point, which is perpendicular to the plane of isotropy at that point. At  $X \in \mathcal{B}$ , this preferred material direction is identified by a unit vector  $\mathbf{N}(X)$ . The second Piola-Kirchhoff stress  $\mathbf{S}$  of an inhomogeneous transversely isotropic solid is expressed as  $\mathbf{S} = \mathbf{S}(X, \mathbf{G}, \mathbf{C}^b, \mathbf{A})$ , where  $\mathbf{A} = \mathbf{N} \otimes \mathbf{N}$  is a structural tensor

[Doyle and Ericksen, 1956a, Spencer, 1982, Lu and Papadopoulos, 2000b]. Equivalently, the stress depends on five independent invariants  $I_1, \dots, I_5$ . The extra invariants  $I_4$  and  $I_5$  are defined as

$$I_4 = \mathbf{N} \cdot \mathbf{C} \cdot \mathbf{N} = N^A N^B C_{AB}, \quad I_5 = \mathbf{N} \cdot \mathbf{C}^2 \cdot \mathbf{N} = N^A N^B C_{BM} C^M_A. \quad (5.12)$$

The second Piola-Kirchhoff stress has the following representation [Boehler, 1979]

$$\begin{aligned} \mathbf{S} = & \alpha_0 \mathbf{G}^\sharp + \alpha_1 \mathbf{N} \otimes \mathbf{N} + \alpha_2 \mathbf{C}^\sharp + \alpha_3 \mathbf{C}^{2\sharp} + \alpha_4 [\mathbf{N} \otimes (\mathbf{C} \cdot \mathbf{N}) + (\mathbf{C} \cdot \mathbf{N}) \otimes \mathbf{N}] \\ & + \alpha_5 [\mathbf{N} \otimes (\mathbf{C}^2 \cdot \mathbf{N}) + (\mathbf{C}^2 \cdot \mathbf{N}) \otimes \mathbf{N}], \end{aligned} \quad (5.13)$$

where  $\alpha_i = \alpha_i(I_1, \dots, I_5)$ ,  $i = 0, \dots, 5$  are the response functions.

### 5.3 Work theorems of elasticity

It has been suggested in the literature that not all thermodynamically-admissible constitutive equations, i.e., those that respect the laws of thermodynamics, are necessarily physically viable. In order to exclude material behaviors considered unphysical, additional constitutive assumptions are necessary. A subset of such constitutive assumptions has been formulated based on the work done by stress along a path in strain space, with a lower bound assumed for this work.

**Definition 5.2.** The *stress work 1-form* is defined as

$$\mathbf{\Omega}(\mathbf{C}(X, t)) = \frac{1}{2} S^{AB}(X, t) \dot{C}_{AB}(X, t) dt = \frac{1}{2} S^{AB}(X, t) dC_{AB}(X, t). \quad (5.14)$$

This is a 1-form in the space of symmetric second-order tensors (a six dimensional space).

At a point  $X \in \mathcal{B}$  the *stress power* is defined as  $\frac{1}{2} S^{AB}(X, t) \dot{C}_{AB}$ . The *total stress work* in a subset  $\mathcal{U} \subset \mathcal{B}$  over a time interval  $[t_1, t_2]$  is found by integrating the stress power in time and space as

$$W_s(\mathcal{U}, [t_1, t_2]) = \int_{\mathcal{U}} \int_{t_1}^{t_2} \frac{1}{2} S^{AB}(X, t) \dot{C}_{AB}(X, t) dt dV. \quad (5.15)$$

Equivalently, we have

$$\begin{aligned} W_s(\mathcal{U}, [t_1, t_2]) &= \int_{\mathcal{U}} \int_{\mathbf{C}_1(X)}^{\mathbf{C}_2(X)} \frac{1}{2} S^{AB}(X, t) dC_{AB}(X, t) dV \\ &= \int_{\mathcal{U}} \int_{\mathbf{C}_1(X)}^{\mathbf{C}_2(X)} \mathbf{\Omega}(\mathbf{C}(X, t)) dV, \end{aligned} \quad (5.16)$$

where  $\mathbf{C}_1(X) = \mathbf{C}(X, t_1)$  and  $\mathbf{C}_2(X) = \mathbf{C}(X, t_2)$ .

The first attempt to use stress work 1-form as a constitutive restriction in nonlinear elasticity is due to Caprioli [1955]. He postulates that for any closed path  $\Gamma : I \rightarrow \mathbb{S}$ , where  $I$  is a time interval and  $\mathbb{S}$  is the strain space, a material should satisfy

$$\int_{\Gamma} \mathbf{\Omega} \geq 0. \quad (5.17)$$

A consequence of this postulate is that the elastic solid must be hyperelastic. Bernstein [1960] demonstrated that those hypo-elastic materials that satisfy this work postulate are, in fact, hyperelastic. In plasticity, a similar postulate was introduced by Il'yushin [1961], where a positive net work of stress indicates plastic deformation during a deformation cycle, while zero work indicates that only elastic deformations have occurred. More detailed discussions of these postulates can be found in [Truesdell and Noll, 2004, Hill, 1968].

The total work done on the sub-body  $\mathcal{U} \subset \mathcal{B}$  over a time interval  $[t_1, t_2]$  is written as

$$\begin{aligned} W(\mathcal{U}, \Gamma) &= \int_{t_1}^{t_2} \left[ \int_{\partial \mathcal{U}} \mathbf{T} \cdot \mathbf{V} + \int_{\mathcal{U}} \rho_0 \mathbf{B} \cdot \mathbf{V} \right] dV dt = \int_{t_1}^{t_2} \int_{\mathcal{U}} [(\text{Div } \mathbf{P} + \rho_0 \mathbf{B}) \cdot \mathbf{V} + \mathbf{P} : \nabla \mathbf{V}] dV dt \\ &= \int_{\mathcal{U}} \int_{t_1}^{t_2} [\rho_0 \mathbf{A} \cdot \mathbf{V} + \mathbf{P} : \nabla \mathbf{V}] dt dV = \int_{\mathcal{U}} \left[ \int_{t_1}^{t_2} \frac{1}{2} \left( \frac{1}{2} \rho_0 \mathbf{V} \cdot \mathbf{V} \right) dt + \int_{\Gamma} \mathbf{\Omega} \right] dV. \end{aligned} \quad (5.18)$$

Therefore

$$W(\mathcal{U}, \Gamma) = \int_{\mathcal{U}} \left[ \mathcal{K}_2 - \mathcal{K}_1 + \int_{\Gamma} \boldsymbol{\Omega} \right] dV, \quad (5.19)$$

where  $\mathcal{K} = \mathcal{K}(X, t) = \frac{1}{2} \rho_0 \mathbf{V} \cdot \mathbf{V}$  is the kinetic energy density, and  $\mathcal{K}_i = \mathcal{K}(X, t_i)$ ,  $i = 1, 2$ . A *cyclic deformation* is a closed curve in  $\mathbb{S}$ , i.e.,  $\mathbf{C}(X, t_1) = \mathbf{C}(X, t_2)$  (without conditions on velocity at the two endpoints). A *cyclic motion* is a cyclic deformation for which  $\mathbf{V}(X, t_1) = \mathbf{V}(X, t_2)$ . Obviously, in a cyclic motion the total work is equal to the work of stress.

**Remark 5.1.** Suppose one reverses the orientation of the path  $\Gamma$ , then

$$W(\mathcal{U}, -\Gamma) = \int_{\mathcal{U}} \left[ \mathcal{K}_1 - \mathcal{K}_2 + \int_{-\Gamma} \boldsymbol{\Omega} \right] dV = -W(\mathcal{U}, \Gamma). \quad (5.20)$$

In other words, if energy is lost during a cyclic deformation, it is regained in the reverse cyclic deformation. In this sense, deformations in Cauchy elasticity are non-dissipative, yet still non-conservative. It should be noted that in a dissipative system, energy is lost irrespective of the orientation of the cyclic deformation.

**Remark 5.2.** Obviously,  $\mathbf{V}(X, t_1) = \mathbf{V}(X, t_2)$  is a sufficient condition for  $\mathcal{K}(X, t_1) = \mathcal{K}(X, t_2)$ . However, it is not necessary. For example, if  $\mathbf{V}(X, t_1) = -\mathbf{V}(X, t_2)$ , one still has  $\mathcal{K}(X, t_1) = \mathcal{K}(X, t_2)$ . In other words, for a cyclic deformation, as long as the initial and final kinetic energies are equal, the total work done on the body is equal to the work of stress.

**Remark 5.3.** Truesdell [1966] pointed out that  $\int_{\mathcal{U}} \int_{\Gamma} \boldsymbol{\Omega} dV$  "is generally not the actual work done"; one would need to consider the change in the kinetic energy as can be seen in (5.19). Truesdell [1966] considered a homogeneous deformation of a homogeneous body for which  $\text{Div } \mathbf{P} = \mathbf{0}$ , and hence, body force must be equal to acceleration, i.e.,  $\mathbf{B} = \mathbf{A}$ . If  $\mathbf{B} = \mathbf{0}$ , the work of body force vanishes, and hence,  $\int_{\mathcal{U}} \int_{\Gamma} \boldsymbol{\Omega} dV$  is the total work done on the body. Truesdell then concluded that the acceleration must vanish, which implies that the displacement field is linear in time, and as a result, the deformation gradient is also linear in time. For such motions, the velocity is time-independent, and hence,  $\mathcal{K}_2 = \mathcal{K}_1$ . However, the assumption of vanishing body force is unnecessary, and the total work done on a sub-body is still simply given by (5.19). Assuming that kinetic energies match at the endpoints, we recover the classical result.

**Ericksen's work theorem.** Ericksen [1956] started with the stress-work 1-form  $\boldsymbol{\Omega} = P^{aA} g_{ab} dF^b{}_A$  and considered the differential equation  $P^{aA} g_{ab} dF^b{}_A = 0$ , which he recognized to be a Pfaffian equation. He considered a general Cauchy elastic solid and required the dependence of  $\mathbf{P}$  on  $\mathbf{F}$  be such that: "...arbitrarily close to each deformation, there are other deformations which cannot be attained in a motion in which the stresses do no work. It seems to us unlikely that relations not satisfying this condition can describe real materials." This postulate is equivalent to  $\boldsymbol{\Omega}$  being completely integrable. He then used Carathéodory [1909]'s theorem that implies that there exist functions  $\phi$  and  $\psi$  such that  $\boldsymbol{\Omega} = \phi d\psi$  and showed that

$$P^{aA} = g^{ab} \phi \frac{\partial \psi}{\partial F^b{}_B}. \quad (5.21)$$

Note that  $d\boldsymbol{\Omega} = d\phi \wedge d\psi = 0$  if and only if  $\phi = \phi(\psi)$ , which corresponds to hyper-elasticity as Ericksen [1956] explicitly pointed out. It should be emphasized that Ericksen's postulate is merely a constitutive assumption, and a material that does not adhere to this postulate is not necessarily in violation of the second law of thermodynamics. Additionally, it is important to define what constitutes a "real material", as this concept may evolve over time with the emergence of new applications. Yet, Ericksen identified the most physically plausible class of non-hyperelastic materials and, as a consequence and in his honor, we refer to such Cauchy materials with two potentials as *Ericksen materials* (see next section).

## 5.4 Characterization of the constitutive equations of Cauchy elasticity using exterior calculus: Green, Ericksen, and Edelen elastic solids

Twenty years after the work of Ericksen [1956], and apparently being unaware of it, Edelen [1977] used Darboux's theorem [Darboux, 1882] of exterior differential systems [Bryant et al., 2013] and classified Cauchy

elastic response functions. More specifically, [Edelen \[1977\]](#) pointed that the stress-work 1-form  $\Omega$  can only assume one of the following six canonical forms:

$$\left\{ \begin{array}{l} \Omega = d\psi_1, \end{array} \right. \quad (5.22)$$

$$\left\{ \begin{array}{l} \Omega = \phi_1 d\psi_1, \end{array} \right. \quad (5.23)$$

$$\left\{ \begin{array}{l} \Omega = \phi_1 d\psi_1 + d\psi_2, \end{array} \right. \quad (5.24)$$

$$\left\{ \begin{array}{l} \Omega = \phi_1 d\psi_1 + \phi_2 d\psi_2, \end{array} \right. \quad (5.25)$$

$$\left\{ \begin{array}{l} \Omega = \phi_1 d\psi_1 + \phi_2 d\psi_2 + d\psi_3, \end{array} \right. \quad (5.26)$$

$$\left\{ \begin{array}{l} \Omega = \phi_1 d\psi_1 + \phi_2 d\psi_2 + \phi_3 d\psi_3, \end{array} \right. \quad (5.27)$$

where  $\psi_i = \psi_i(X, \mathbf{C}^b, \mathbf{G})$  and  $\phi_i = \phi_i(X, \mathbf{C}^b, \mathbf{G})$ ,  $i = 1, 2, 3$ . We call these potentials *Edelen-Darboux potentials*. Note that (5.22) corresponds to hyperelasticity and only in this case  $d\Omega = d \circ d\psi_1 = 0$ . In a hyperelastic body

$$W_s(u, [t_1, t_2]) = \int_u \int_{t_1}^{t_2} d\psi_1(\mathbf{C}(X, t)) dV = \int_u [\psi_1(\mathbf{C}(X, t_2)) - \psi_1(\mathbf{C}(X, t_1))] dV, \quad (5.28)$$

which is path independent and vanishes in a cyclic deformation—a motion in which  $\mathbf{C}(X, t_1) = \mathbf{C}(X, t_2)$  [[Sternberg and Knowles, 1979](#)], i.e., a closed path in the space of strains.

We call solids with stress-work 1-forms given in (5.22)-(5.27), *Edelen elastic solids* of types I, II, III, IV, V, and VI, respectively. In particular, Edelen elastic solids of type II, given by (5.23), are called *Ericksen elastic solids*.

**Remark 5.4.** Note that

$$d\Omega = \frac{1}{2} dS^{AB} \wedge dC_{AB} = \frac{1}{2} \frac{\partial S^{AB}}{\partial C_{CD}} dC_{CD} \wedge dC_{AB}. \quad (5.29)$$

Thus,  $d\Omega = 0$  if and only if

$$\frac{\partial S^{AB}}{\partial C_{CD}} = \frac{\partial S^{CD}}{\partial C_{AB}}. \quad (5.30)$$

These are the necessary and sufficient conditions for the existence of a hyperelastic potential.

**Remark 5.5.** There is a connection between Cauchy elasticity and symplectic geometry [[Cardin, 1991](#), [Cardin and Spera, 1995](#)].<sup>7</sup> One can think of the stress-work 1-form (4.39) as a Liouville-1-form. Thus

$$\Theta = d\Omega(\mathbf{F}(X, t), \mathbf{G}(X, t), \mathbf{g}(\varphi(X, t))) = dP_a^A(X, t) \wedge dF^a_A(X, t), \quad (5.31)$$

is a symplectic 2-form on the cotangent bundle of deformation gradients, i.e.,  $T^*(\Omega_\varphi^1(\mathcal{B}; T\mathcal{S}))$ . Recall that deformation gradient can be thought of as a covector-valued 1-form [[Kanso et al., 2007](#), [Yavari, 2008](#), [Angoshtari and Yavari, 2015](#)]. One can instead use the right Cauchy-Green strain, and in this case

$$\Theta(X, t) = d\Omega(\mathbf{C}^b(X, t), \mathbf{G}(X, t)) = \frac{1}{2} dS^{AB}(X, t) \wedge dC_{AB}(X, t), \quad (5.32)$$

is a symplectic 2-form on the cotangent bundle of right Cauchy-Green strains, i.e.,  $T^*(S^2 T^* \mathcal{B})$ . This makes  $(T^* \mathcal{B}, \Theta)$  a symplectic manifold. Hyperelasticity corresponds to Lagrangian submanifolds on which the restriction of the symplectic form vanishes.

---

<sup>7</sup>There is also a connection with contact geometry [[Mrugała, 1978](#), [Geiges, 2001](#)] that we will not discuss it here.



### 5.4.1 Compressible isotropic Cauchy elasticity

In the case of isotropic Cauchy elastic solids, the dependence of  $\boldsymbol{\Omega}$  on  $\mathbf{C}$  is reduced to dependence on the three principal invariants  $I_1$ ,  $I_2$ , and  $I_3$ . Thus, in this case,  $\boldsymbol{\Omega}$  is a 1-form on a three-dimensional space, which has the following generic representation:

$$\boldsymbol{\Omega}(I_1, I_2, I_3) = f_1(I_1, I_2, I_3) dI_1 + f_2(I_1, I_2, I_3) dI_2 + f_3(I_1, I_2, I_3) dI_3. \quad (5.33)$$

However, Darboux theorem tells us that it takes one of the following three normal forms [Edelen, 1977]

$$\begin{cases} \boldsymbol{\Omega}(I_1, I_2, I_3) = d\psi_1(I_1, I_2, I_3), & (5.34) \\ \boldsymbol{\Omega}(I_1, I_2, I_3) = \phi_1(I_1, I_2, I_3) d\psi_1(I_1, I_2, I_3), & (5.35) \\ \boldsymbol{\Omega}(I_1, I_2, I_3) = \phi_1(I_1, I_2, I_3) d\psi_1(I_1, I_2, I_3) + d\psi_2(I_1, I_2, I_3). & (5.36) \end{cases}$$

The first two cases, correspond to hyperelastic and Ericksen elastic solids, respectively. Note that the integral manifolds of  $\boldsymbol{\Omega} = 0$  for either a hyperelastic or an Ericksen elastic solid are the surfaces  $\psi_1(I_1, I_2, I_3) = \text{constant}$ . An isotropic Cauchy elastic solid that is neither Green nor Ericksen is called an *Edelen isotropic elastic solid*.

**Remark 5.6.** The constitutive equation of a *Cauchy elastic fluid* depends explicitly only on its mass density [Truesdell and Noll, 2004, Gurtin et al., 2010] or equivalently  $J = \sqrt{I_3}$  [Wang and Truesdell, 1973, p. 198]. We observe that Cauchy elastic fluids are inherently hyperelastic.

**Constitutive equations in terms of Edelen-Darboux potentials.** The constitutive equations for Green, Ericksen and Edelen isotropic elastic solids are, respectively, written as

$$\begin{cases} \mathbf{S} = 2 \frac{\partial \psi_1}{\partial I_1} \frac{\partial I_1}{\partial \mathbf{C}^b} + 2 \frac{\partial \psi_1}{\partial I_2} \frac{\partial I_2}{\partial \mathbf{C}^b} + 2 \frac{\partial \psi_1}{\partial I_3} \frac{\partial I_3}{\partial \mathbf{C}^b}, \\ \mathbf{S} = 2\phi_1 \left[ \frac{\partial \psi_1}{\partial I_1} \frac{\partial I_1}{\partial \mathbf{C}^b} + \frac{\partial \psi_1}{\partial I_2} \frac{\partial I_2}{\partial \mathbf{C}^b} + \frac{\partial \psi_1}{\partial I_3} \frac{\partial I_3}{\partial \mathbf{C}^b} \right], \\ \mathbf{S} = 2\phi_1 \left[ \frac{\partial \psi_1}{\partial I_1} \frac{\partial I_1}{\partial \mathbf{C}^b} + \frac{\partial \psi_1}{\partial I_2} \frac{\partial I_2}{\partial \mathbf{C}^b} + \frac{\partial \psi_1}{\partial I_3} \frac{\partial I_3}{\partial \mathbf{C}^b} \right] + 2 \frac{\partial \psi_2}{\partial I_1} \frac{\partial I_1}{\partial \mathbf{C}^b} + 2 \frac{\partial \psi_2}{\partial I_2} \frac{\partial I_2}{\partial \mathbf{C}^b} + 2 \frac{\partial \psi_2}{\partial I_3} \frac{\partial I_3}{\partial \mathbf{C}^b}. \end{cases} \quad (5.37)$$

Recall that [Marsden and Hughes, 1983, Sadik and Yavari, 2024]

$$\frac{\partial I_1}{\partial \mathbf{C}^b} = \mathbf{G}^\sharp, \quad \frac{\partial I_2}{\partial \mathbf{C}^b} = I_2 (\mathbf{C}^{-1})^{-\sharp} - I_3 (\mathbf{C}^{-2})^\sharp = I_2 \mathbf{C}^{-\sharp} - I_3 \mathbf{C}^{-2\sharp}, \quad \frac{\partial I_3}{\partial \mathbf{C}^b} = I_3 \mathbf{C}^{-\sharp}. \quad (5.38)$$

Thus

$$\begin{cases} \mathbf{S} = 2\psi_{11} \mathbf{G}^\sharp + 2(I_2 \psi_{12} - I_3 \psi_{13}) \mathbf{C}^{-\sharp} - 2I_3 \psi_{12} \mathbf{C}^{-2\sharp}, \\ \mathbf{S} = 2\phi_1 \psi_{11} \mathbf{G}^\sharp + 2\phi_1 (I_2 \psi_{12} - I_3 \psi_{13}) \mathbf{C}^{-\sharp} - 2I_3 \phi_1 \psi_{12} \mathbf{C}^{-2\sharp}, \\ \mathbf{S} = 2(\phi_1 \psi_{11} + \psi_{21}) \mathbf{G}^\sharp + 2[I_2(\phi_1 \psi_{12} + \psi_{22}) - I_3(\phi_1 \psi_{13} + \psi_{23})] \mathbf{C}^{-\sharp} - 2I_3(\phi_1 \psi_{12} + \psi_{22}) \mathbf{C}^{-2\sharp}, \end{cases} \quad (5.39)$$

where

$$\psi_{ij} = \frac{\psi_i}{\partial I_j}, \quad i = 1, 2, \quad j = 1, 2, 3. \quad (5.40)$$

In particular, note that  $\psi_{ij} \neq \psi_{ji}$ .

**Cyclic deformations.** A cyclic deformation of an isotropic Cauchy elastic solid is a closed path in the three-dimensional space  $\mathcal{G} = \{(I_1, I_2, I_3) | I_1, I_2, I_3 > 0\} \subset \mathbb{R}^3$ . Edelen [1977] defined a *path of zero work*  $\Gamma$  in  $\mathcal{G}$  to be a curve for which  $\int_\Gamma \boldsymbol{\Omega} = 0$ . Let us consider a point  $(\dot{I}_1, \dot{I}_2, \dot{I}_3) \in \mathcal{G}$ . For each of the classes

(5.34)-(5.36), Edelen [1977] characterized all those points in  $\mathcal{G}$  that can be connected to  $(\overset{\circ}{I}_1, \overset{\circ}{I}_2, \overset{\circ}{I}_3) \in \mathcal{G}$  by a path of zero work. In the case of a hyperelastic solid (5.34)

$$0 = \int_{\Gamma} \Omega = \int_{\Gamma} d\psi_1(I_1, I_2, I_3) = \psi_1(I_1, I_2, I_3) - \psi_1(\overset{\circ}{I}_1, \overset{\circ}{I}_2, \overset{\circ}{I}_3), \quad (5.41)$$

and hence such points satisfy the following relation

$$\psi_1(I_1, I_2, I_3) = \psi_1(\overset{\circ}{I}_1, \overset{\circ}{I}_2, \overset{\circ}{I}_3), \quad (5.42)$$

which is the equation of a surface. This means that there are points close to  $(\overset{\circ}{I}_1, \overset{\circ}{I}_2, \overset{\circ}{I}_3)$  that cannot be connected to it via a path of zero work—the Carathéodory inaccessibility condition for  $\Omega$  [Carathéodory, 1909]. Ericksen solids have the inaccessibility property while Edelen solids do not.

**Paths of zero stress-work for an isotropic Edelen solid.** We consider a compressible isotropic Cauchy elastic solid with the stress-work 1-form

$$\Omega(I_1, I_2, I_3) = \phi(I_1, I_2, I_3) d\psi(I_1, I_2, I_3) + d\chi(I_1, I_2, I_3), \quad d\phi \wedge d\psi \neq 0, \quad (5.43)$$

i.e., an Edelen isotropic solid. We assume that a homogenous body made of this material is in a given state of deformation denoted by  $x$ . We assume that  $x$  is the origin with coordinates  $(0, 0, 0)$  in the  $(\phi, \psi, \chi)$ -space. Let us consider an arbitrary neighboring deformed state  $y$  with coordinates  $(\phi_0, \psi_0, \chi_0)$ . We follow Bryant et al. [2013] and construct a path  $\Gamma$  that connects  $x$  to  $y$  such that  $\Omega = 0$  along the entire path. In the  $(\phi, \psi)$ -plane let  $c$  be a curve  $(\phi(t), \psi(t))$ ,  $t \in [0, 1]$  such that  $(\phi(0), \psi(0)) = (0, 0)$ , and  $(\phi(1), \psi(1)) = (\phi_0, \psi_0)$  (obviously, there are infinitely many such curves). Let us define

$$\chi(t) = - \int_0^t \phi(\tau) d\psi(\tau). \quad (5.44)$$

Note that  $-\int_0^1 \phi(\tau) d\psi(\tau)$  is the signed area of the region bounded by  $c$  and the cord that joins  $(0, 0)$  and  $(\phi_0, \psi_0)$ . One can choose a curve  $c : (\phi(t), \psi(t))$ ,  $t \in [0, 1]$  for which this signed area is exactly equal to  $\chi_0$ . The desired zero-stress-work path  $\Gamma$  that connects  $x$  and  $y$  is defined as

$$\Gamma : (\phi(t), \psi(t), \chi(t)), \quad t \in [0, 1]. \quad (5.45)$$

#### 5.4.2 Incompressible isotropic Cauchy elasticity

In incompressible isotropic Cauchy elasticity,  $I_3 = 1$ , and hence, the dependence of  $\Omega$  on  $\mathbf{C}$  is reduced to a dependence on the two principal invariants  $I_1$  and  $I_2$ . Notice that the (constitutively indeterminate) pressure field  $p$  does not contribute to stress work, and hence, the stress-work 1-form is not affected by the pressure field. Thus,  $\Omega$  is a 1-form on a two-dimensional space, which has the following generic representation:

$$\Omega(I_1, I_2) = f_1(I_1, I_2) dI_1 + f_2(I_1, I_2) dI_2. \quad (5.46)$$

However, Darboux theorem tells us that it takes one of the following two normal forms

$$\left\{ \begin{array}{l} \Omega(I_1, I_2) = d\chi(I_1, I_2), \\ \Omega(I_1, I_2) = \phi(I_1, I_2) d\psi(I_1, I_2). \end{array} \right. \quad (5.47)$$

$$\left\{ \begin{array}{l} \Omega(I_1, I_2) = d\chi(I_1, I_2), \\ \Omega(I_1, I_2) = \phi(I_1, I_2) d\psi(I_1, I_2). \end{array} \right. \quad (5.48)$$

This, in particular, implies that an incompressible isotropic Cauchy elastic solid is either hyperelastic or Ericksen elastic. We also observe that all incompressible isotropic Cauchy elastic solids have the stress-work inaccessibility property.

**Remark 5.7.** Another interesting observation is that incompressible isotropic Cauchy elastic solids with constitutive equations depending only on either  $I_1$  or  $I_2$  are inherently hyperelastic.

**Constitutive equations in terms of Edelen-Darboux potentials.** The constitutive equations for incompressible isotropic Green and Ericksen elastic solids are, respectively, written as

$$\begin{cases} \mathbf{S} = -p \mathbf{C}^{-\sharp} + 2 \frac{\partial \chi}{\partial I_1} \frac{\partial I_1}{\partial \mathbf{C}^b} + 2 \frac{\partial \chi}{\partial I_2} \frac{\partial I_2}{\partial \mathbf{C}^b}, \\ \mathbf{S} = -p \mathbf{C}^{-\sharp} + 2\phi \left[ \frac{\partial \psi}{\partial I_1} \frac{\partial I_1}{\partial \mathbf{C}^b} + \frac{\partial \psi}{\partial I_2} \frac{\partial I_2}{\partial \mathbf{C}^b} \right]. \end{cases} \quad (5.49)$$

Using the relations ( $I_3 = 1$ )

$$\frac{\partial I_1}{\partial \mathbf{C}^b} = \mathbf{G}^\sharp, \quad \frac{\partial I_2}{\partial \mathbf{C}^b} = I_2 \mathbf{C}^{-\sharp} - \mathbf{C}^{-2\sharp}, \quad (5.50)$$

in the above constitutive equations, one obtains (note that as  $p$  is an indeterminate scalar field at this stage one can replace  $-p + I_2 \psi_{12}$  by  $-p$ )

$$\begin{cases} \mathbf{S} = -p \mathbf{C}^{-\sharp} + 2\chi_1 \mathbf{G}^\sharp - 2\chi_2 \mathbf{C}^{-2\sharp}, \\ \mathbf{S} = -p \mathbf{C}^{-\sharp} + 2\phi \psi_1 \mathbf{G}^\sharp - 2\phi \psi_2 \mathbf{C}^{-2\sharp}. \end{cases} \quad (5.51)$$

In terms of Cauchy stress these read

$$\begin{cases} \boldsymbol{\sigma} = -p \mathbf{g}^\sharp + 2\chi_1 \mathbf{b}^\sharp - 2\chi_2 \mathbf{c}^\sharp, \\ \boldsymbol{\sigma} = -p \mathbf{g}^\sharp + 2\phi \psi_1 \mathbf{b}^\sharp - 2\phi \psi_2 \mathbf{c}^\sharp. \end{cases} \quad (5.52)$$

**Remark 5.8** (Isotropic 2D Cauchy elasticity). In compressible two-dimensional isotropic Cauchy elasticity, the dependence of the stress-work 1-form on strain is through the two invariants  $I_1 = \text{tr } \mathbf{C}$  and  $I_2 = \det \mathbf{C}$ . From (3.4), we see that the canonical forms of the stress-work 1-form are  $\boldsymbol{\Omega} = d\psi_1$  and  $\boldsymbol{\Omega} = \phi^1 d\psi_1$ . In incompressible 2D Cauchy elasticity  $I_2 = 1$ , and hence  $\boldsymbol{\Omega}$  depends on strain via  $I_1$  (the Lagrange multiplier  $p$  does not contribute to the stress-work 1-form). This implies that  $\boldsymbol{\Omega} = d\psi_1$ , i.e., incompressible 2D Cauchy elastic solids are hyperelastic.

### 5.4.3 Compressible and incompressible anisotropic Cauchy elastic solids

As an example of anisotropic materials, we consider a transversely isotropic Cauchy elastic solid. Thus,  $\mathbf{S} = \mathbf{S}(X, I_1, I_2, I_3, I_4, I_5)$ . This implies that the dependence of the stress-work 1-form  $\boldsymbol{\Omega}$  on  $\mathbf{C}$  is reduced to a dependence on the five invariants. Hence,  $\boldsymbol{\Omega}$  is a 1-form defined on a five-dimensional manifold. On a five-dimensional manifold, the rank of a 1-form can take any of the values 0, 1, 2. Thus, one has the following possibilities (note that  $d\boldsymbol{\Omega} \wedge d\boldsymbol{\Omega} \wedge d\boldsymbol{\Omega}$  is a 6-form and identically vanishes on any 5-manifold):

$$\begin{aligned} k = 0: \quad & d\boldsymbol{\Omega} = 0, \quad \boldsymbol{\Omega} \wedge (d\boldsymbol{\Omega})^0 = \boldsymbol{\Omega} \neq 0 \Rightarrow \boldsymbol{\Omega} = d\psi_1, \\ k = 1: \quad & d\boldsymbol{\Omega} \wedge d\boldsymbol{\Omega} = 0, \quad \begin{cases} \boldsymbol{\Omega} \wedge d\boldsymbol{\Omega} = 0 \Rightarrow \boldsymbol{\Omega} = \phi_1 d\psi_1, \\ \boldsymbol{\Omega} \wedge d\boldsymbol{\Omega} \neq 0 \Rightarrow \boldsymbol{\Omega} = \phi_1 d\psi_1 + d\psi_2, \end{cases} \\ k = 2: \quad & d\boldsymbol{\Omega} \wedge d\boldsymbol{\Omega} \wedge d\boldsymbol{\Omega} = 0, \quad \begin{cases} \boldsymbol{\Omega} \wedge d\boldsymbol{\Omega} \wedge d\boldsymbol{\Omega} = 0 \Rightarrow \boldsymbol{\Omega} = \phi_1 d\psi_1 + \phi_2 d\psi_2, \\ \boldsymbol{\Omega} \wedge d\boldsymbol{\Omega} \wedge d\boldsymbol{\Omega} \neq 0 \Rightarrow \boldsymbol{\Omega} = \phi_1 d\psi_1 + \phi_2 d\psi_2 + d\psi_3, \end{cases} \end{aligned} \quad (5.53)$$

where  $\phi_i = \phi_i(I_1, \dots, I_5)$ ,  $i = 1, 2$  and  $\psi_j = \psi_j(I_1, \dots, I_5)$ ,  $j = 1, 2, 3$ . Therefore, a compressible transversely isotropic Cauchy elastic solid has at most five generalized energy functions.

For incompressible solids,  $I_3 = 1$ , and hence [Marsden and Hughes, 1983, Sadik and Yavari, 2024]

$$dI_3 = \frac{\partial I_3}{\partial \mathbf{C}^b} : d\mathbf{C}^b = I_3 \mathbf{C}^{-\sharp} : d\mathbf{C}^b = 0. \quad (5.54)$$

Therefore, for incompressible (anisotropic) solids we have the constraint  $\mathbf{C}^{-\sharp} : d\mathbf{C}^b = C^{-AB} dC_{AB} = 0$ . Note that stress has a reactive part and a constitutive part:  $\mathbf{S} = -p \mathbf{C}^{-\sharp} + \hat{\mathbf{S}}(\mathbf{C}, \mathbf{G}) = -p \mathbf{C}^{-\sharp} + \hat{\mathbf{S}}(I_1, I_2, I_4, I_5)$ .

It is also noted that only the constitutive part of stress contributes to stress work 1-form. Therefore,  $\Omega$  is a 1-form defined on a four-dimensional manifold. On a four-dimensional manifold, the rank of a 1-form can take any of the values 0, 1, 2. Thus, one has the following possibilities (note that  $\Omega \wedge d\Omega \wedge d\Omega$  is a 5-form and identically vanishes on any 4-manifold):

$$\begin{aligned}
k = 0: & \quad d\Omega = 0, \quad \Omega \wedge (d\Omega)^0 = \Omega \neq 0 \Rightarrow \Omega = d\psi_1, \\
k = 1: & \quad d\Omega \wedge d\Omega = 0, \quad \begin{cases} \Omega \wedge d\Omega = 0 \Rightarrow \Omega = \phi_1 d\psi_1, \\ \Omega \wedge d\Omega \neq 0 \Rightarrow \Omega = \phi_1 d\psi_1 + d\psi_2, \end{cases} \\
k = 2: & \quad d\Omega \wedge d\Omega \wedge d\Omega = 0, \quad \Omega \wedge d\Omega \wedge d\Omega = 0 \Rightarrow \Omega = \phi_1 d\psi_1 + \phi_2 d\psi_2,
\end{aligned} \tag{5.55}$$

where  $\phi_i = \phi_i(I_1, I_2, I_4, I_5)$  and  $\psi_i = \psi_i(I_1, I_2, I_4, I_5)$ ,  $i = 1, 2$ . Therefore, an incompressible transversely isotropic Cauchy elastic solid has at most four generalized energy functions.

**Remark 5.9** (Body forces). It should be noted that Darboux's classification of stress-work 1-form implies that stress can always be additively decomposed into a conservative part (corresponding to  $d\psi_1$ ,  $d\psi_2$ , and  $d\psi_3$  in (5.22), (5.24), and (5.26), respectively) and a non-conservative part, i.e.,  $\mathbf{P} = \mathbf{P}_c + \mathbf{P}_{nc}$ . Let us consider a Cauchy elastic solid in equilibrium in the absence of body forces, i.e.,  $\text{Div } \mathbf{P} = \mathbf{0}$ , or  $\text{Div}(\mathbf{P}_c + \mathbf{P}_{nc}) = \mathbf{0}$ . This can be rewritten as  $\text{Div } \mathbf{P}_c + \rho_0 \mathbf{B}_a = \mathbf{0}$ , where  $\rho_0 \mathbf{B}_a = \text{Div } \mathbf{P}_{nc}$  can be thought of as a body force. In other words, a non-hyperelastic Cauchy elastic system can be viewed as an underlying hyperelastic system subjected to a particular type of body force that depends on the divergence of a function of the deformation gradient. The non-zero work of stress in a cyclic deformations is written as

$$W_s(\mathcal{U}, [t_1, t_2]) = \int_{t_1}^{t_2} \int_{\partial \mathcal{U}} \mathbf{T}_{nc} \cdot \mathbf{V} \, dA \, dt - \int_{t_1}^{t_2} \int_{\mathcal{U}} \rho_0 \mathbf{B}_a \cdot \mathbf{V} \, dV \, dt, \tag{5.56}$$

where  $\mathbf{T}_{nc} = \mathbf{P}_{nc} \cdot \mathbf{N}$  is the traction corresponding to the non-conservative stress.

**Remark 5.10** (Pseudoelasticity). Fung [1980] referred to the response of arteries as *pseudo-elastic* due to the presence of hysteresis during cyclic deformations. Similarly, in shape memory alloys, the term *pseudoelasticity* is used to describe the fact that the material returns to its original shape after unloading. At first sight, it appears that pseudo-elastic materials have some features of Cauchy elastic material. However, the loading and unloading responses differ, resulting in a hysteresis loop, indicating that the behavior is always dissipative [Huo and Müller, 1993]. For modeling Mullins effect in filled rubber [Mullins, 1948, 1969], Ogden and Roxburgh [1999] assumed that the material has a *pseudo-energy function*  $W = W(\mathbf{F}, \mathbf{g}, \mathbf{G}, \eta) = \hat{W}(\mathbf{C}^b, \mathbf{G}, \eta)$ , where  $0 \leq \eta \leq 1$  is an internal variable. In loading this internal variable is inactive, i.e., it takes a constant value ( $d\eta = 0$ ), while in unloading it is activated and has the following implicit relationship with  $\mathbf{F}$ :

$$\frac{\partial W}{\partial \eta}(\mathbf{F}, \eta) = 0, \tag{5.57}$$

and hence, one may write  $\eta = \bar{\eta}(\mathbf{F})$ . The first Piola-Kirchhoff stress is still written as  $\mathbf{P} = \mathbf{g}^\# \frac{\partial W}{\partial \mathbf{F}}$ . For such materials, the stress-work 1-form is written as

$$\Omega = \mathbf{P} : d\mathbf{F} = dW - \xi \, d\eta, \tag{5.58}$$

where  $\xi = \frac{\partial W}{\partial \eta}$ . Note that on a loading path  $\eta = \eta_0$ , i.e.,  $d\eta = 0$ , and hence,  $\Omega = dW(\mathbf{F}, \mathbf{g}, \mathbf{G}, \eta_0)$ . On an unloading path  $\xi(\mathbf{F}, \mathbf{g}, \mathbf{G}, \bar{\eta}(\mathbf{F})) = 0$ , and hence,  $\Omega = dW(\mathbf{F}, \mathbf{g}, \mathbf{G}, \bar{\eta}(\mathbf{F}))$ . Let us consider a closed path  $\Gamma = \Gamma^+ \cup \Gamma^-$  in the strain space, where  $\Gamma^+$  and  $\Gamma^-$  are the loading and unloading paths, respectively. Let us assume that deformation gradient has the values  $\mathbf{F}_1$  and  $\mathbf{F}_2$  at the starting and the end points of  $\Gamma^+$ , respectively. On the loading path the internal variable has the constant value  $\eta_0$ , and hence

$$\int_{\Gamma^+} \Omega = \int_{\Gamma^+} dW = W(\mathbf{F}_2, \mathbf{g}, \mathbf{G}, \eta_0) - W(\mathbf{F}_1, \mathbf{g}, \mathbf{G}, \eta_0). \tag{5.59}$$

On the unloading path

$$\int_{\Gamma^-} \Omega = \int_{\Gamma^-} dW = W(\mathbf{F}_1, \mathbf{g}, \mathbf{G}, \bar{\eta}(\mathbf{F}_1)) - W(\mathbf{F}_2, \mathbf{g}, \mathbf{G}, \bar{\eta}(\mathbf{F}_2)). \quad (5.60)$$

Therefore, on the closed path

$$\int_{\Gamma} \Omega = W(\mathbf{F}_2, \mathbf{g}, \mathbf{G}, \eta_0) - W(\mathbf{F}_1, \mathbf{g}, \mathbf{G}, \eta_0) + W(\mathbf{F}_1, \mathbf{g}, \mathbf{G}, \bar{\eta}(\mathbf{F}_1)) - W(\mathbf{F}_2, \mathbf{g}, \mathbf{G}, \bar{\eta}(\mathbf{F}_2)), \quad (5.61)$$

which is generally nonzero. Now let us consider the reverse closed path  $-\Gamma = (-\Gamma^-) \cup (-\Gamma^+)$ , where this time  $-\Gamma^-$  is the loading path while  $-\Gamma^+$  is the unloading path. Note that the loading path still starts from  $\mathbf{F}_1$ , and hence, on the new loading path one still has  $\eta = \eta_0$ . Thus, on the loading path

$$\int_{-\Gamma^-} \Omega = \int_{-\Gamma^-} dW = W(\mathbf{F}_2, \mathbf{g}, \mathbf{G}, \eta_0) - W(\mathbf{F}_1, \mathbf{g}, \mathbf{G}, \eta_0). \quad (5.62)$$

Similarly, on the unloading path

$$\int_{-\Gamma^+} \Omega = \int_{-\Gamma^+} dW = W(\mathbf{F}_1, \mathbf{g}, \mathbf{G}, \bar{\eta}(\mathbf{F}_1)) - W(\mathbf{F}_2, \mathbf{g}, \mathbf{G}, \bar{\eta}(\mathbf{F}_2)). \quad (5.63)$$

Therefore,

$$\int_{-\Gamma} \Omega = W(\mathbf{F}_2, \mathbf{g}, \mathbf{G}, \eta_0) - W(\mathbf{F}_1, \mathbf{g}, \mathbf{G}, \eta_0) + W(\mathbf{F}_1, \mathbf{g}, \mathbf{G}, \bar{\eta}(\mathbf{F}_1)) - W(\mathbf{F}_2, \mathbf{g}, \mathbf{G}, \bar{\eta}(\mathbf{F}_2)) = \int_{\Gamma} \Omega, \quad (5.64)$$

which is a characteristic of dissipative systems.

## 6 A Geometric (Berry) Phase in Cauchy Elasticity

The origins of the geometric phase can be traced back to its applications in quantum mechanics [Pancharatnam, 1956, Berry, 1984, 1990]. Berry [1984] showed that in a quantum mechanical system undergoing an adiabatic evolution, a purely geometric phase factor is acquired. Notably, the modern theory of electric polarization is formulated using a geometric phase approach [King-Smith and Vanderbilt, 1993, Resta, 1993, Vanderbilt and King-Smith, 1993, Vanderbilt, 2018]. The *geometric* or *Berry phase* is closely related to *holonomy*, which arises from the parallel transport of a certain field along a closed path [Simon, 1983]. The concept of Berry phase finds counterparts in classical mechanics, as noted by Hannay [1985], and to this date, it has been primarily studied in rigid body (or piecewise rigid body) dynamics [Montgomery, 1988, 1991, Levi, 1993, Fedele and Yavari, 2024]. Geometric phase has been observed in those classical mechanical systems exhibiting the following two characteristics: i) The system features two distinct types of variables—internal (shape, or base) variables, and fiber (group) variables. ii) A cyclic motion of internal variables results in a motion in the fiber variables. For instance, snakes achieve forward movement by cyclically manipulating their shape (internal variables), resulting in a translational motion, which corresponds to a fiber/group motion. Another example where the concept of geometric phase has proven crucial is in understanding the locomotion of microorganisms [Shapere and Wilczek, 1987].

In mathematical terms, geometric phase is defined on a fiber bundle. Put simply, a bundle is characterized by a mapping that projects a larger space (total space) onto a smaller space (base space). The cyclic motions of internal variables correspond to closed paths in the base space. Another necessary structure for defining a geometric phase is an affine connection, which, in simple terms, identifies the “horizontal directions”—those directions that are not mapped to zero. The nature of an affine connection within a specific class of problems is intimately related to the physics of the problems.

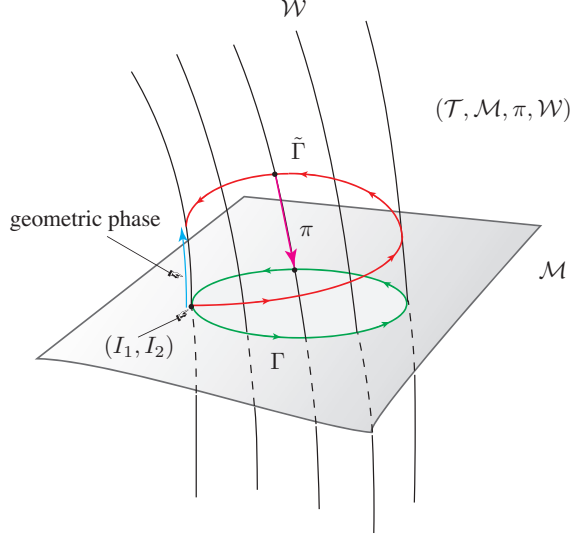


Figure 3: *Geometric (Berry) phase in incompressible isotropic Cauchy elasticity. The fiber (line) bundle structure of Cauchy elasticity is schematically shown. A fiber  $\mathcal{W}$  is attached to each point  $(I_1, I_2)$  of the base manifold  $\mathcal{M}$ . A cyclic motion is a closed curve  $\Gamma$  in the base manifold  $\mathcal{M}$ .  $\mathcal{M}$  is the base (shape) manifold and  $\mathcal{W}$  is a generic fiber. The corresponding curve in the line bundle is not closed; the lack of closure is related to the geometric phase. In compressible isotropic elasticity  $\mathcal{M}$  is a 3-manifold while in compressible anisotropic elasticity its dimension depends on the symmetry class.*

## 6.1 Geometric phase in incompressible isotropic Cauchy elasticity

To the best of our knowledge, there has not been any application of geometric phase in elasticity (or anelasticity). Here, we show that Cauchy elasticity has a natural Berry phase. We start with incompressible isotropic Cauchy elasticity.

**Proposition 6.1.** *Incompressible isotropic Cauchy elasticity has a natural Berry phase, which is the net work of stress in a cyclic deformation.*

*Proof.* For incompressible isotropic Cauchy elasticity, the base (shape) manifold  $\mathcal{M}$  has local coordinates  $\{I_1, I_2\}$ . One can define a fiber bundle (and more specifically, a line bundle) over  $\mathcal{M}$  by attaching a line (a one-dimensional vector space) to each point  $m = (I_1, I_2)$  of the base manifold; this is the fiber at  $m$ , which we denote by  $\mathcal{W}$ . The line bundle is denoted by  $(\mathcal{T}, \mathcal{M}, \pi, \mathcal{W})$ , where  $\mathcal{T}$  is the total space and  $\pi : \mathcal{T} \rightarrow \mathcal{M}$  is the projection map. A deformation is a curve in the base space, and a cyclic deformation is a closed curve in the base manifold, see Fig. 3. The stress-work 1-form  $\Omega$  is a 1-form on the 2-dimensional base manifold  $\mathcal{M}$ . This can be considered as the (only) connection form  $\omega^1_2 = \Omega$  on  $\mathcal{M}$ . Its exterior derivative is the curvature of the connection—Cartan’s second structural equation:  $\mathcal{R}^1_2 = d\omega^1_2$ .<sup>8</sup> When this curvature is non-zero (non-hyperelastic solids) its integral over a region enclosed by the trajectory of a cyclic motion—the net work of stress, which is a fiber variable—is a geometric phase. It is geometric in the sense that even if one considers inertial effects this geometric phase is independent of how fast or slow the body has experienced the cyclic deformation.  $\square$

It should be noted that the pressure field does not contribute to the stress-work 1-form, and hence, does not affect the net work in any cyclic motion. From (5.48), note that

$$d\Omega(I_1, I_2) = d\phi(I_1, I_2) \wedge d\psi(I_1, I_2) = \left[ \frac{\partial\phi}{\partial I_1} \frac{\partial\psi}{\partial I_2} - \frac{\partial\phi}{\partial I_2} \frac{\partial\psi}{\partial I_1} \right] dI_1 \wedge dI_2 = (\phi_{,1}\psi_{,2} - \phi_{,2}\psi_{,1}) dI_1 \wedge dI_2. \quad (6.1)$$

For example, if  $\psi$  is only a function of  $I_1$ ,  $\phi$  must be a function of  $I_2$  (or both  $I_1$  and  $I_2$ ) for the material to be non-hyperelastic. It should also be noted that not every cyclic deformation in a non-hyperelastic solid

<sup>8</sup>Recall that on an  $n$ -manifold Cartan’s second structural equations read:  $\mathcal{R}^\alpha_\beta = d\omega^\alpha_\beta + \omega^\alpha_\gamma \wedge \omega^\gamma_\beta$  [Sternberg, 2013, Hehl and Obukhov, 2003].

corresponds to a non-zero net work. Suppose  $\Gamma$  is a closed curve in the  $(I_1, I_2)$  space. It encloses a region  $\mathcal{D}$  in  $(I_1, I_2)$  space. Using Stokes' theorem

$$W = \int_{\Gamma} \Omega = \int_{\mathcal{D}} d\Omega = \int_{\mathcal{D}} \left[ \frac{\partial\phi}{\partial I_1} \frac{\partial\psi}{\partial I_2} - \frac{\partial\phi}{\partial I_2} \frac{\partial\psi}{\partial I_1} \right] dI_1 \wedge dI_2. \quad (6.2)$$

For a non-hyperelastic solid for which  $d\Omega \neq \mathbf{0}$ , the net work is non-zero only if  $\mathcal{D}$  has non-vanishing area.

One can equivalently assume that  $\phi$  and  $\psi$  explicitly depend on the principal stretches instead, i.e.,  $\phi = \phi(\lambda_1, \lambda_2)$  and  $\psi = \psi(\lambda_1, \lambda_2)$ . The net work in a cyclic motion is written as

$$W = \int_{\mathcal{D}} \left[ \frac{\partial\phi}{\partial\lambda_1} \frac{\partial\psi}{\partial\lambda_2} - \frac{\partial\phi}{\partial\lambda_2} \frac{\partial\psi}{\partial\lambda_1} \right] d\lambda_1 \wedge d\lambda_2. \quad (6.3)$$

This, in particular, shows that a one-dimensional cyclic motion of a Cauchy elastic solid, e.g., uniaxial deformation of a bar, always results in a zero net work. We will look at some concrete examples of geometric phase in §8.

Proposition 6.1 can be extended to compressible and anisotropic Cauchy elasticity, which we briefly discuss in the next two subsections.

## 6.2 Geometric phase in compressible isotropic Cauchy elasticity

For compressible isotropic Cauchy elasticity, the base (shape) manifold is parametrized by  $\{I_1, I_2, I_3\}$ . In this case from (5.35)

$$d\Omega(I_1, I_2, I_3) = (\phi_{,1}\psi_{,2} - \phi_{,2}\psi_{,1}) dI_1 \wedge dI_2 + (\phi_{,2}\psi_{,3} - \phi_{,3}\psi_{,2}) dI_2 \wedge dI_3 + (\phi_{,1}\psi_{,3} - \phi_{,3}\psi_{,1}) dI_1 \wedge dI_3. \quad (6.4)$$

Assuming metric compatibility, the three-dimensional shape manifold can have three connection 1-forms, in general. One can choose  $\omega^1_2 = \Omega$  and  $\omega^2_3 = \omega^3_1 = 0$ . Then the above expression is again the only non-vanishing curvature 2-form of the shape manifold:  $\mathcal{R}^1_2 = d\omega^1_2$ ,  $\mathcal{R}^2_3 = \mathcal{R}^3_1 = 0$ . Geometric phase is the integral of the non-vanishing connection form over a closed path in the shape manifold, or integral of any surface that has this closed path as its boundary, i.e.,

$$W = \int_{\mathcal{D}} \mathcal{R}^1_2 = \int_{\mathcal{D}} d\Omega. \quad (6.5)$$

**Remark 6.1.** Consider the following choices for the connection 1-forms

$$\omega^1_2 = a\Omega, \quad \omega^2_3 = b\Omega, \quad \omega^3_1 = c\Omega, \quad a + b + c = 1. \quad (6.6)$$

In this case, the second structural tensors give us  $\mathcal{R}^1_2 = d\omega^1_2$ ,  $\mathcal{R}^2_3 = d\omega^2_3$ , and  $\mathcal{R}^3_1 = d\omega^3_1$  (note that  $\Omega \wedge \Omega = 0$ ). Thus

$$W = \int_{\mathcal{D}} (\mathcal{R}^1_2 + \mathcal{R}^2_3 + \mathcal{R}^3_1) = \int_{\mathcal{D}} d\Omega. \quad (6.7)$$

## 6.3 Geometric phase in anisotropic Cauchy elasticity

Geometric phase is defined similarly in anisotropic Cauchy elasticity. Suppose a compressible anisotropic Cauchy elastic solid has an integrity basis  $\{I_1, \dots, I_m\}$ . In this case the base manifold  $\mathcal{M}$  is  $m$ -dimensional. Assuming that  $\omega^1_2$  is the only non-vanishing connection 1-form on  $\mathcal{M}$ , the only non-vanishing curvature 2-form is  $\mathcal{R}^1_2 = d\omega^1_2$ . The geometric phase is defined as  $W = \int_{\Gamma} \Omega$ , where  $\Gamma$  is a closed curve in  $\mathcal{M}$ . If the solid is incompressible, the geometric phase is defined similarly, but in this case,  $\Gamma$  is a closed curve in an  $(m-1)$ -dimensional submanifold of  $\mathcal{M}$  defined by the constraint  $I_3 = 1$ .



## 7 Active Solids and Cauchy Elasticity

There are many examples of active solids in nature and engineering. These active solids can change their microscopic structure to remodel, grow, change shape, or exert work on their environment. The active component typically requires external sources of energy that is brought into the system through chemical, mechanical, or electromagnetic fields. Therefore, this additional component in the solid may depend on many different fields as active solids respond to either a pre-programmed course of action or to achieve a certain response to stimuli [Goriely, 2017b].

In the particular case when the response *only* depends on strain, these active solids can be modeled as Cauchy elastic materials, which provides a new area of application for the theory of Cauchy elasticity. For instance, in biomechanics, the activity of muscles is sometimes modeled by assuming an additive split of stress into elastic and active stresses. Another approach is to assume a multiplicative decomposition of the deformation gradient into elastic and active parts [Kondaurov and Nikitin, 1987, Ambrosi and Pezzuto, 2012, Goriely, 2017a, Giancesio et al., 2019]. Ambrosi and Pezzuto [2012] pointed out that an active stress tensor does not necessarily have a corresponding energy function. A direct way to model active solids is to include an extra *active* component to the stress, in which case, one writes the second Piola-Kirchhoff stress as [Goriely, 2017a]

$$\mathbf{S} = 2 \frac{\partial \psi}{\partial \mathbf{C}^b} + \mathbf{S}_a, \quad (7.1)$$

where  $\mathbf{S}_a = \mathbf{S}_a(X, \mathbf{C}^b, \mathbf{G})$  is the active stress. In the case where the active stress explicitly depends on strain, this system is clearly a Cauchy elastic material, and in general, in a cyclic motion the net work done by active stress is nonzero. The following two observations are noteworthy: i) Eq. (7.1) suggests that some biological systems like muscular response can be modeled, in the simplest case, as Cauchy materials. ii) The additive split of stress (7.1) is not an assumption; it is a consequence of Darboux classification of Cauchy elastic solids. We next examine the stress representation (7.1) a few examples of constitutive assumptions for active stress in the literature.

### 7.1 Hydrostatic active stress

Panfilov et al. [2005] suggested the following constitutive equation for active stress

$$\mathbf{S}_a(X, \mathbf{C}^b, \mathbf{G}) = \tilde{S}(X) \mathbf{C}^{-\sharp}. \quad (7.2)$$

One can easily show that the conditions (5.30) are satisfied, and hence, this active stress has an active potential  $\psi_a(\mathbf{C}^b, \mathbf{G}) = \frac{1}{2} \tilde{S} \operatorname{tr} \mathbf{C}^2 = \frac{1}{2} \tilde{S} \mathbf{C}^{-\sharp} : \mathbf{C}^b$  such that

$$\mathbf{S}_a(X, \mathbf{C}^b, \mathbf{G}) = \frac{\partial \psi_a}{\partial \mathbf{C}^b}. \quad (7.3)$$

Therefore, this active system can be written with a hyperelastic strain-energy function and the net work of stress in any cyclic deformation is zero.

### 7.2 Active stress in fiber-reinforced solids

Consider an isotropic solids that is reinforced by a family of fibers. At  $X \in \mathcal{B}$  let the  $\mathbf{G}$ -unit tangent to the fiber be  $\mathbf{N}(X)$ . Such a solid is effectively transversely isotropic. In addition to the principal invariants one has the following two extra invariants:  $I_4 = \mathbf{N} \cdot \mathbf{C} \cdot \mathbf{N}$ , and  $I_5 = \mathbf{N} \cdot \mathbf{C}^2 \cdot \mathbf{N}$  [Doyle and Ericksen, 1956a, Spencer, 1982]. An example of active stress constitutive equation that has been widely used in the literature is the following [Ambrosi and Pezzuto, 2012, Giancesio et al., 2019]:

$$\mathbf{S}_a(X, \mathbf{C}^b, \mathbf{G}) = \tilde{S}(X, I_4) \mathbf{N} \otimes \mathbf{N}. \quad (7.4)$$

For an example of  $\tilde{S}(X, I_4)$  given in [Pathmanathan et al., 2010], Ambrosi and Pezzuto [2012] pointed out that active stress is the derivative of a potential (that Pathmanathan et al. [2010] call “active strain energy”).

Then they write ‘‘Such a scalar function should not be understood as a strain energy, as no conservation applies...’’. However, we showed that as soon as the stress is derived from a potential, the response of the material is hyperelastic and the net work of stress in any cyclic motion is zero. In other words, such a solid is conservative.<sup>9</sup> For the active stress constitutive equation (7.4) one has

$$\frac{\partial \mathbf{S}_a}{\partial \mathbf{C}^b} = \frac{\partial \tilde{S}}{\partial I_4} \frac{\partial I_4}{\partial \mathbf{C}^b} \otimes \mathbf{N} \otimes \mathbf{N} = \frac{\partial \tilde{S}}{\partial I_4} \mathbf{N} \otimes \mathbf{N} \otimes \mathbf{N} \otimes \mathbf{N}. \quad (7.5)$$

Clearly, conditions (5.30) are satisfied for any choice of  $\tilde{S}(X, I_4)$ . More specifically, the active energy function is written as  $\psi_a(\mathbf{C}^b, \mathbf{G}) = \int \tilde{S}(X, I_4) dI_4$ .

**Remark 7.1.** If one assumes that  $\tilde{S} = \tilde{S}(X, I_1, I_4)$  then

$$\frac{\partial \mathbf{S}_a}{\partial \mathbf{C}^b} = \frac{\partial \tilde{S}}{\partial I_1} \mathbf{G}^\sharp \otimes \mathbf{N} \otimes \mathbf{N} + \frac{\partial \tilde{S}}{\partial I_4} \mathbf{N} \otimes \mathbf{N} \otimes \mathbf{N} \otimes \mathbf{N}. \quad (7.6)$$

Note that  $\mathbf{G}^\sharp \otimes \mathbf{N} \otimes \mathbf{N} \neq \mathbf{N} \otimes \mathbf{N} \otimes \mathbf{G}^\sharp$ , and hence if  $\partial \tilde{S} / \partial I_1 \neq 0$ , the active stress (7.4) is not derived from a potential and this system is a non-hyperelastic Cauchy material.

### 7.3 Active stress in arteries

The response of an artery under load and internal muscular activation was modeled by [Rachev and Hayashi \[1999\]](#) as a thick-walled tube made of an incompressible orthotropic elastic solid. In addition to the constitutively determined (up to an unknown pressure field) elastic (passive) stresses, they included an active circumferential stress arising from muscle contraction and relaxation. Suppose that in its undeformed configuration the artery has inner and outer radii  $R_i$  and  $R_o$ , respectively. With respect to the cylindrical coordinates  $(R, \Theta, Z)$  and  $(r, \theta, z)$  in the reference and current configurations, respectively, consider the following family of deformations

$$r(R, \Theta, Z) = r(R), \quad \theta(R, \Theta, Z) = \Theta, \quad z(R, \Theta, Z) = \lambda Z, \quad (7.7)$$

where  $\lambda$  is an unknown axial stretch. Here, we will ignore eigenstrains (‘‘residual strains’’ according to [Rachev and Hayashi \[1999\]](#)). The deformation gradient and the right Cauchy-Green strain have the following representations:  $\mathbf{F} = \text{diag}\{r'(R), 1, \lambda\}$  and  $\mathbf{C}^b = \text{diag}\{r'^2(R), r^2(R), \lambda^2\}$ . The corresponding tensors in terms of physical components are:<sup>10</sup>

$$\bar{\mathbf{F}} = \begin{bmatrix} r'(R) & 0 & 0 \\ 0 & \frac{r(R)}{R} & 0 \\ 0 & 0 & \lambda \end{bmatrix}, \quad \bar{\mathbf{C}}^b = \begin{bmatrix} r'^2(R) & 0 & 0 \\ 0 & \frac{r^2(R)}{R^2} & 0 \\ 0 & 0 & \lambda^2 \end{bmatrix}. \quad (7.8)$$

Thus, the principal stretches are  $\lambda_r = r'(R)$ ,  $\lambda_\theta = \frac{r(R)}{R}$ , and  $\lambda_z = \lambda$ . Assuming an incompressible solid  $J = r^2(R) r'^2(R) \lambda^2 R^{-2} = 1$ , and hence

$$r(R) = \sqrt{r_i^2 + \frac{R^2 - R_i^2}{\lambda}}, \quad (7.9)$$

where  $r_i = r(R_i)$ . [Rachev and Hayashi \[1999\]](#) assumed that the only non-zero active stress is  $\hat{\sigma}^{\theta\theta} = S \lambda_\theta f(\lambda_\theta)$ . From the incompressibility constraint,  $r'(R) = \frac{1}{\lambda \lambda_\theta}$ . Note that  $S^{\Theta\Theta} = \sigma^{\theta\theta}$  is the only nonzero active stress.

<sup>9</sup>What they probably mean is that despite the fact that the stress derives from a potential component, the active component is not an intrinsic property of the elastic material but an extra component.

<sup>10</sup>The physical components read  $\bar{F}^a_A = \sqrt{g_{aa}} \sqrt{G^{AA}} F^a_A$  and  $\bar{C}_{AB} = \sqrt{G^{AA}} \sqrt{G^{BB}} C_{AB}$  (no summation) [[Truesdell, 1953](#)].

The stress-work 1-form is written as

$$\Omega = \frac{1}{2} S^{\Theta\Theta} dC_{\Theta\Theta} = \frac{R^2}{2r^2(R)} \hat{S}^{\Theta\Theta} d\hat{C}_{\Theta\Theta} = \frac{1}{2\lambda_\theta^2} S \lambda_\theta f(\lambda_\theta) d(\lambda_\theta^2) = S f(\lambda_\theta) d\lambda_\theta. \quad (7.10)$$

Therefore

$$d\Omega = f(\lambda_\theta) \frac{\partial S}{\partial \lambda} d\lambda \wedge d\lambda_\theta. \quad (7.11)$$

We observe that if  $S$  is not a function of the axial stretch  $\lambda$ , then the assumed active stress has a potential, and hence, is conservative.

## 8 Examples of Cyclic Universal Deformations

For a given class of materials, *universal deformations* are defined as those deformations that can be sustained without the need for body forces, relying solely on the application of boundary tractions, applicable to all materials within the class. For homogeneous compressible isotropic hyperelastic solids, [Ericksen \[1955\]](#) showed that the set of universal deformations coincides with the set of homogeneous deformations. For homogeneous incompressible isotropic solids, [Ericksen \[1954\]](#) found four families of universal deformations (other than isochoric homogeneous deformations). A fifth family was discovered more than a decade later [[Singh and Pipkin, 1965](#), [Klingbeil and Shield, 1966](#)]. Universal deformations are significant for several reasons. In particular, they provide valuable insights for designing experiments aimed at determining the constitutive relations of a specific material [[Rivlin and Saunders, 1951](#), [Doyle and Ericksen, 1956a](#), [Saccomandi, 2001](#)]. Recently, [Yavari \[2024\]](#) showed that the set of universal deformations of isotropic Cauchy elasticity is identical to that of isotropic hyperelasticity, for both compressible and incompressible cases. In this section, we will analyze three examples of cyclic deformations for incompressible materials that remain universal at all times.

### 8.1 Biaxial extension of an incompressible block

We consider a homogeneous block, made of an incompressible Ericksen elastic solid, with dimensions  $a_0$ ,  $b_0$ , and  $c_0$  in its initial undeformed configuration. We use a Cartesian coordinate system  $\{X^1, X^2, X^3\}$  with coordinate lines parallel to the edges of the undeformed block and use Cartesian Coordinates  $\{x^1, x^2, x^3\}$  in the current configuration following a family of (biaxial tension) deformations:

$$x^1(X, t) = \lambda_1(t) X^1, \quad x^2(X, t) = \lambda_2(t) X^2, \quad x^3(X, t) = \frac{1}{\lambda_1(t) \lambda_2(t)} X^3. \quad (8.1)$$

The velocity field reads

$$V^1(X, t) = \lambda_1'(t) X^1, \quad V^2(X, t) = \lambda_2'(t) X^2, \quad V^3(X, t) = - \left[ \frac{\lambda_1'(t)}{\lambda_1^2(t) \lambda_2(t)} + \frac{\lambda_2'(t)}{\lambda_1(t) \lambda_2^2(t)} \right] X^3. \quad (8.2)$$

Thus

$$\int_{\mathcal{B}} \mathcal{K} dV = \frac{a_0 b_0 c_0 \rho_0}{6} \left\{ a_0^2 \frac{[\lambda_2(t) \lambda_1'(t) + \lambda_1(t) \lambda_2'(t)]^2}{\lambda_1(t)^4 \lambda_2(t)^4} + b_0^2 \lambda_2'^2(t) + c_0^2 \lambda_1'^2(t) \right\}. \quad (8.3)$$

The principal invariants read ( $I_3 = 1$ )

$$I_1 = \frac{1}{\lambda_1^2(t) \lambda_2^2(t)} + \lambda_1^2(t) + \lambda_2^2(t), \quad I_2 = \lambda_1^2(t) \lambda_2^2(t) + \frac{1}{\lambda_1^2(t)} + \frac{1}{\lambda_2^2(t)}. \quad (8.4)$$

#### 8.1.1 Biaxial extension of an incompressible Ericksen elastic block

For an Ericksen elastic solid, the stress-work 1-form can be written as

$$\Omega(\lambda_1, \lambda_2) = \phi \left[ \frac{[\lambda_1^4(t) \lambda_2^2(t) - 1] [\psi_1 + \psi_2 \lambda_2^2(t)]}{\lambda_1^3(t) \lambda_2^2(t)} d\lambda_1(t) + \frac{[\lambda_1^2(t) \lambda_2^4(t) - 1] [\psi_1 + \psi_2 \lambda_1^2(t)]}{\lambda_1^2(t) \lambda_2^3(t)} d\lambda_2(t) \right]. \quad (8.5)$$

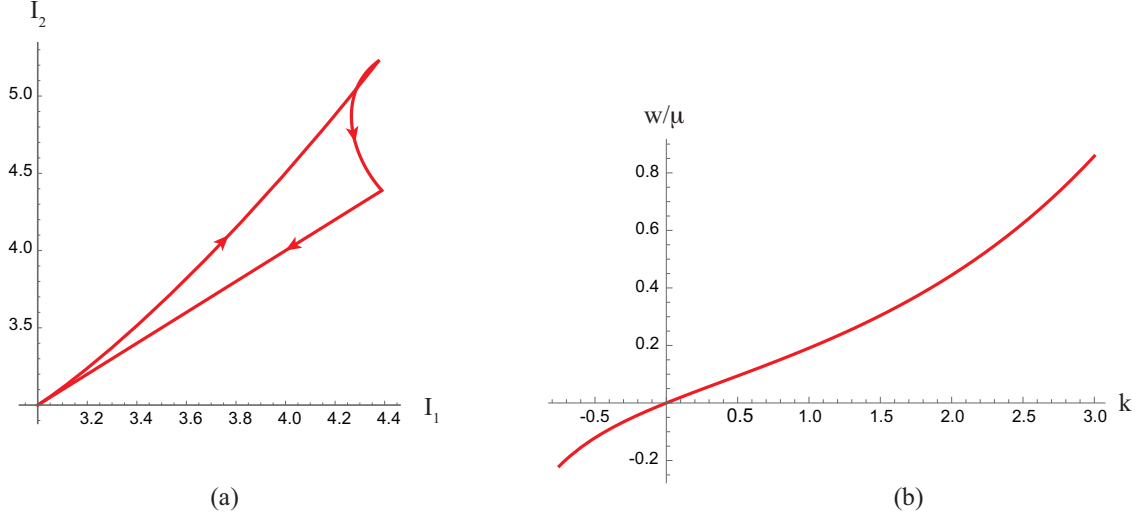


Figure 4: (a) A closed curve in the  $(I_1, I_2)$  plane corresponds to a cyclic deformation. (b) Non-dimensionalized volume density of the non-dimensionalized net work of stress  $\frac{w}{\mu} = \frac{W}{a_0 b_0 c_0 \mu}$  as a function of the parameter  $k$  in  $\phi(I_1, I_2) = (I_2 - 3)^k$ .

We have two potentials to specify. For  $\psi$ , we use a neo-Hookean Cauchy elastic material  $\psi(I_1, I_2) = \frac{\mu}{2}(I_1 - 3)$  and choose the second potential as  $\phi(I_1, I_2) = (I_2 - 3)^k$ , where  $k$  is a material parameter. Thus,  $\psi_1 = \frac{\mu}{2}$  and  $\psi_2 = 0$ . Let us consider the following piecewise linear cyclic deformation ( $i = 1, 2$ )

$$\lambda_i(t) = \begin{cases} 1 + (\dot{\lambda}_i - 1) \frac{t}{\dot{t}_i}, & 0 \leq t \leq \dot{t}_i, \\ 2\dot{\lambda}_i - 1 + (1 - \dot{\lambda}_i) \frac{t}{\dot{t}_i}, & \dot{t}_i \leq t \leq 2\dot{t}_i, \\ 1, & t > 2\dot{t}_i, \end{cases} \quad (8.6)$$

for some given constants  $\dot{\lambda}_1$  and  $\dot{\lambda}_2$ . To visualize the dynamics, we use the following numerical values for this cyclic loading:  $\dot{\lambda}_1 = 1.5$ ,  $\dot{\lambda}_2 = 1.75$ ,  $\dot{t}_1 = 1.0$ , and  $\dot{t}_2 = 2.0$  (the cyclic deformation is within the time interval  $[0, 2\dot{t}_2] = [0, 4]$ ). Fig. 4a shows a closed curve in the  $(I_1, I_2)$  plane that corresponds to this cyclic deformation. The density of the net work of stress is plotted in Fig. 4b as a function of the parameter  $k$  that specifies the Ericksen potential of this material. It shows clearly that depending on the material parameter and the direction of the cycle, energy is either needed to perform the work or is gained.

It is also important to note that this cyclic deformation is *not* a cyclic motion. As a consequence, the work of stress is not the total work done on the block. Indeed, a direct computation of the kinetic energy gives

$$\int_{\mathcal{B}} (\mathcal{K}_2 - \mathcal{K}_1) dV = -a_0 b_0 c_0 \rho_0 (0.104167 a_0^2 + 0.0416667 c_0^2). \quad (8.7)$$

**Remark 8.1.** An active material may have access to a time-dependent source/sink of energy. This can be modeled by assuming that  $\phi$  has an explicit time dependence, e.g., in the above example  $\phi(t, I_1, I_2) = f(t)(I_2 - 3)^k$ , where  $f(t)$  is some function of time.

### 8.1.2 Biaxial extension of an incompressible neo-Hookean block reinforced by active fibers

Consider again the block from the previous example but assume that it is made of a homogeneous neo-Hookean solid reinforced with active fibers parallel to one of the coordinate axes in the undeformed configuration. We still consider the time-dependent biaxial extension (8.1) and assume that the active stress has the following form

$$\mathbf{S}_a(X, \mathbf{C}^b, \mathbf{G}) = \tilde{S}(I_1) \mathbf{N} \otimes \mathbf{N}, \quad (8.8)$$

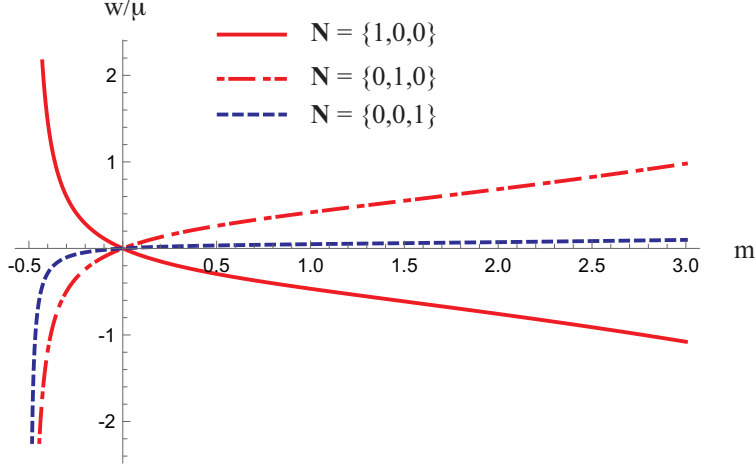


Figure 5: Non-dimensionalized volume density of the non-dimensionalized net work of stress  $w/\mu$  as a function of the parameter  $m$  in the active stress expression for three different fiber distributions and under the cyclic deformation (8.6).

where for this example and with respect to the Cartesian coordinates  $(X^1, X^2, X^3)$ , we will consider the following three cases:  $\mathbf{N} = \hat{\mathbf{E}}_1 = \{1, 0, 0\}$ ,  $\mathbf{N} = \hat{\mathbf{E}}_2 = \{0, 1, 0\}$ , and  $\mathbf{N} = \hat{\mathbf{E}}_3 = \{0, 0, 1\}$ .

The stress-work 1-form is written as

$$\Omega(\lambda_1, \lambda_2) = \begin{cases} \left[ (\tilde{S} + \mu)\lambda_1(t) - \frac{\mu}{\lambda_1^3(t)\lambda_2^2(t)} \right] d\lambda_1(t) + \mu \left[ \lambda_2(t) - \frac{1}{\lambda_1^2(t)\lambda_2^3(t)} \right] d\lambda_2(t), & \mathbf{N} = \hat{\mathbf{E}}_1, \\ \mu \left[ \lambda_1(t) - \frac{1}{\lambda_1^3(t)\lambda_2^2(t)} \right] d\lambda_1(t) + \left[ (\tilde{S} + \mu)\lambda_2(t) - \frac{\mu}{\lambda_1^2(t)\lambda_2^3(t)} \right] d\lambda_2(t), & \mathbf{N} = \hat{\mathbf{E}}_2, \\ \left[ \mu\lambda_1(t) - \frac{\tilde{S} + \mu}{\lambda_1^3(t)\lambda_2^2(t)} \right] d\lambda_1(t) + \left[ \mu\lambda_2(t) - \frac{\tilde{S} + \mu}{\lambda_1^2(t)\lambda_2^3(t)} \right] d\lambda_2(t), & \mathbf{N} = \hat{\mathbf{E}}_3. \end{cases} \quad (8.9)$$

Let us assume that  $\tilde{S}(I_1) = (I_1 - 3)^m$  and consider the loading (8.6). The density of the net work of stress for all the three cases is plotted in Fig. 5 as a function of the parameter  $m$ .

## 8.2 Finite torsion and extension of an Ericksen cylinder

Consider a circular cylindrical bar that has length  $L$  and radius  $R_0$ , respectively, in its initial undeformed configuration and is made of a homogeneous incompressible isotropic Ericksen material. Let us use cylindrical coordinates  $(R, \Theta, Z)$  and  $(r, \theta, z)$  in the reference and current configurations, respectively. The metric of the Euclidean ambient space and the induced material metric have the following diagonal matrix representations:  $\mathbf{g} = \text{diag}\{1, r^2, 1\}$ , and  $\mathbf{G} = \text{diag}\{1, R^2, 1\}$ . This bar is under a time-dependent torsion slow enough for the inertial effects to be negligible. The kinematics is described by the following family of deformations

$$r = r(R, t), \quad \theta = \Theta + \psi(t)Z, \quad z = \lambda(t)Z, \quad (8.10)$$

where  $\psi(t)$  is twist per unit length, and  $\lambda(t)$  is the axial stretch. This is a subset of Family 3 universal deformations. There are four possible loading scenarios: either  $\psi(t)$  or the applied torque is given, and either  $\lambda(t)$  or the applied force is given. The deformation gradient is written as

$$\mathbf{F} = \mathbf{F}(R, t) = \begin{bmatrix} r'(R, t) & 0 & 0 \\ 0 & 1 & \psi(t) \\ 0 & 0 & \lambda^2(t) \end{bmatrix}, \quad (8.11)$$

where  $r'(R, t) = \frac{\partial r(R, t)}{\partial R}$ . The incompressibility condition is expressed as

$$J = \sqrt{\frac{\det \mathbf{g}}{\det \mathbf{G}}} \det \mathbf{F} = \frac{\lambda(t) r(R, t) r'(R, t)}{R} = 1. \quad (8.12)$$

This condition, along with  $r(0, t) = 0$ , yields

$$r(R, t) = \frac{R}{\sqrt{\lambda(t)}}, \quad 0 \leq R \leq R_0. \quad (8.13)$$

The velocity field is written as

$$V^r(R, t) = -\frac{1}{2} \lambda^{-\frac{3}{2}} \dot{\lambda}(t) R, \quad V^\theta(Z, t) = \dot{\psi}(t) Z, \quad V^z(Z, t) = \dot{\lambda}(t) Z. \quad (8.14)$$

The kinetic energy density is written as

$$\frac{1}{|\mathcal{B}|} \int_{\mathcal{B}} \mathcal{K}(X, t) dV = \frac{\rho_0}{36R_0} \left[ 3\lambda'^2(t) \left( 4L^2 + \frac{R_o^2}{\lambda^3(t)} \right) + 4L^2 R_o^2 \psi'^2(t) \right]. \quad (8.15)$$

The right Cauchy-Green strain and its rate have the following representations

$$\mathbf{C}^b(R, t) = \begin{bmatrix} \frac{1}{\lambda(t)} & 0 & 0 \\ 0 & \frac{R^2}{\lambda(t)} & \frac{R^2 \psi(t)}{\lambda(t)} \\ 0 & \frac{R^2 \psi(t)}{\lambda(t)} & \frac{R^2 \psi^2(t)}{\lambda(t)} + \lambda^2(t) \end{bmatrix}, \quad (8.16)$$

$$\dot{\mathbf{C}}^b(R, t) = \begin{bmatrix} -\frac{\dot{\lambda}(t)}{\lambda^2(t)} & 0 & 0 \\ 0 & -\frac{R^2 \dot{\lambda}(t)}{\lambda^2(t)} & \frac{R^2 [\lambda(t) \dot{\psi}(t) - \psi(t) \dot{\lambda}(t)]}{\lambda^2(t)} \\ 0 & \frac{R^2 [\lambda(t) \dot{\psi}(t) - \psi(t) \dot{\lambda}(t)]}{\lambda^2(t)} & \frac{\dot{\lambda}(t) [2\lambda^3(t) - R^2 \psi^2(t)] + 2R^2 \lambda(t) \psi(t) \dot{\psi}(t)}{\lambda^2(t)} \end{bmatrix}.$$

The principal invariants are

$$I_1(R, t) = \frac{2 + R^2 \psi^2(t) + \lambda^3(t)}{\lambda(t)}, \quad I_2(R, t) = \frac{1 + R^2 \psi^2(t) + 2\lambda^3(t)}{\lambda^2(t)}. \quad (8.17)$$

The non-zero components of the Cauchy stress read

$$\begin{aligned} \sigma^{rr}(R, t) &= -p(R, t) + \frac{\alpha(R, t)}{\lambda(t)} - \beta(R, t) \lambda(t), \\ \sigma^{\theta\theta}(R, t) &= -p(R, t) \frac{\lambda(t)}{R^2} + \alpha(R, t) \left[ \frac{1}{R^2} + \psi^2(t) \right] - \frac{\beta(R, t) \lambda^2(t)}{R^2}, \\ \sigma^{zz}(R, t) &= -p(R, t) + \alpha(R, t) \lambda^2(t) - \beta(R, t) \frac{1 + R^2 \psi^2(t)}{\lambda^2(t)}, \\ \sigma^{\theta z}(R, t) &= \psi(t) [\alpha(R, t) \lambda(t) + \beta(R, t)], \end{aligned} \quad (8.18)$$

where  $\alpha = 2\phi \psi_1$  and  $\beta = 2\phi \psi_2$ . Utilizing the circumferential and axial equilibrium equations, one concludes that  $p = p(R, t)$ . The radial equilibrium equation  $\frac{\partial \sigma^{rr}}{\partial r} + \frac{1}{r} \sigma^{rr} - r \sigma^{\theta\theta} = 0$ , in terms of the referential coordinates reads

$$\frac{\partial \sigma^{rr}(R, t)}{\partial R} - \frac{\psi^2(t)}{\lambda(t)} R \alpha(R, t) = 0. \quad (8.19)$$

Therefore, using the boundary condition  $\sigma^{rr}(R_0, t) = 0$ , one obtains

$$\sigma^{rr}(R, t) = -\frac{\psi^2(t)}{\lambda(t)} \int_R^{R_0} \xi \alpha(\xi, t) d\xi. \quad (8.20)$$

Thus, the pressure field is written as

$$-p(R, t) = -\frac{\psi^2(t)}{\lambda(t)} \int_R^{R_0} \xi \alpha(\xi, t) d\xi - \frac{\alpha(R, t)}{\lambda(t)} + \beta(R, t) \lambda(t). \quad (8.21)$$

Hence, the non-zero physical components of the Cauchy stress read<sup>11</sup>

$$\begin{aligned} \bar{\sigma}^{rr}(R, t) &= -\frac{\psi^2(t)}{\lambda(t)} \int_R^{R_0} \xi \alpha(\xi, t) d\xi, \\ \bar{\sigma}^{\theta\theta}(R, t) &= -\frac{\psi^2(t)}{\lambda(t)} \int_R^{R_0} \xi \alpha(\xi, t) d\xi + \alpha(R, t) \frac{R^2 \psi^2(t)}{\lambda(t)}, \\ \bar{\sigma}^{zz}(R, t) &= -\frac{\psi^2(t)}{\lambda(t)} \int_R^{R_0} \xi \alpha(\xi, t) d\xi + \alpha(R, t) \left[ \lambda^2(t) - \frac{1}{\lambda(t)} \right] + \beta(R, t) \left[ \lambda(t) - \frac{1 + R^2 \psi^2(t)}{\lambda^2(t)} \right], \\ \bar{\sigma}^{\theta z}(R, t) &= \frac{R \psi(t)}{\sqrt{\lambda(t)}} [\alpha(R, t) \lambda(t) + \beta(R, t)]. \end{aligned} \quad (8.22)$$

The work of stress in a time interval  $[0, t_0]$  is calculated as

$$\begin{aligned} W = \pi L \int_0^{t_0} \int_0^{R_0} \left\{ \frac{2 [\lambda^3(t) - 1] [\beta + \alpha \lambda(t)] - R^2 \psi^2(t) [2\beta + \alpha \lambda(t)]}{\lambda(t)^3} \dot{\lambda}(t) \right. \\ \left. + \frac{2R^2 \psi(t) [\beta + \alpha \lambda(t)]}{\lambda^2(t)} \dot{\psi}(t) \right\} R dR dt. \end{aligned} \quad (8.23)$$

**Example 8.1.** Let us consider an Ericksen material with a primary neo-Hookean potential  $\psi(I_1, I_2) = \frac{\mu}{2}(I_1 - 3)$  and secondary potential  $\phi(I_1, I_2) = (I_2 - 3)^k$ . As an example of a cyclic motion, we consider the following applied axial stretch and twist per unit length

$$\lambda(t) = 1 + \lambda_0 \sin \frac{k_1 \pi t}{t_0}, \quad \psi(t) = 1 + \psi_0 \sin \frac{k_2 \pi t}{t_0}, \quad t \in [0, t_0], \quad (8.24)$$

for some given constants  $\lambda_0$  and  $\psi_0$ . We use the following numerical values for this cyclic loading:  $\lambda_0 = 0.75$ ,  $\psi_0 = 0.5$ ,  $t_0 = 1.0$ ,  $k_1 = 1$ , and  $k_2 = 2.0$ . Fig. 6a shows two closed curves in the  $(I_1, I_2)$  plane for  $R = R_0$  and  $R = 0.75R_0$  that correspond to this cyclic deformation.

The non-dimensionalized density of the net work of stress is plotted in Fig. 6b as a function of the parameter  $k$  that specifies the Ericksen potential of this material. It should be noted that the cyclic deformation (8.24) is not a cyclic motion. However, the initial and final kinetic energies in a cycle of deformation are identical, and hence, the total work done on the body is equal to the work of stress, see Remark 5.2.

## 9 Linear Cauchy Elasticity

Now that we have a full nonlinear theory, it is of interest to consider the linearized version of this theory to better understand the impact of non-hyperelasticity on the behaviour of elastic materials. Linear elasticity is defined through the general stress-strain relationship at any material point:

$$\sigma_{ab} = C_{abcd} \epsilon_{cd}, \quad a, b = 1, 2, 3, \quad (9.1)$$

<sup>11</sup>The physical components of the Cauchy stress are expressed as  $\bar{\sigma}^{ab} = \sigma^{ab} \sqrt{g_{aa} g_{bb}}$  (no summation) [Truesdell, 1953].



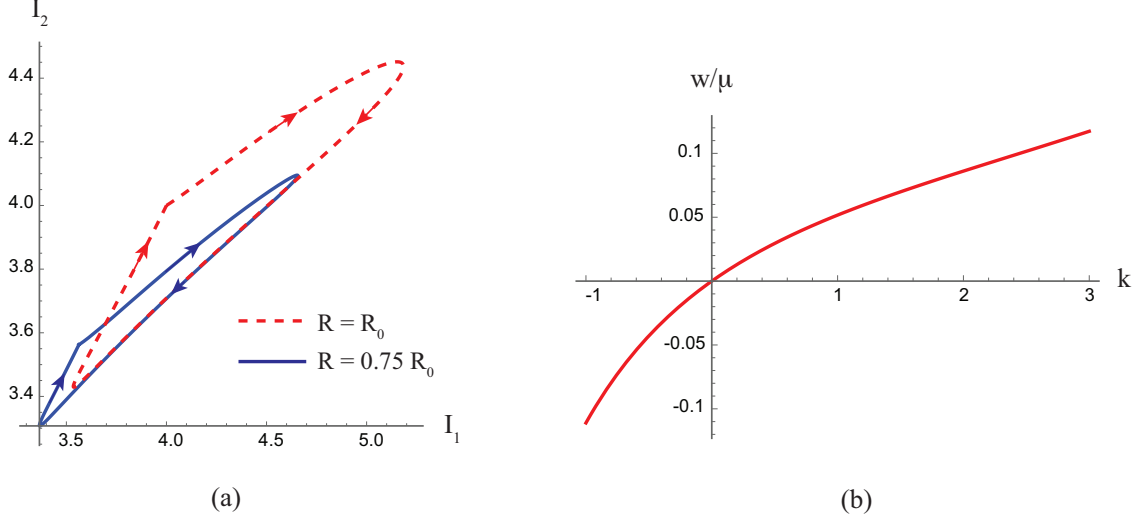


Figure 6: (a) Two closed curves in the  $(I_1, I_2)$  plane for two values of  $R$  that correspond to a cyclic deformation. (b) Non-dimensionalized volume density of the net work of stress  $w/\mu$  as a function of the parameter  $k$  in  $\phi(I_1, I_2) = (I_2 - 3)^k$ .

where  $\sigma_{ab}$  is the component of the Cauchy stress tensor in Cartesian coordinates,  $\mathbf{C}$  denotes the *elasticity tensor*,  $\epsilon_{ab} = \frac{1}{2}(u_{a|b} + u_{b|a})$  is the *linear elastic strain*, and summation over repeated indices is implied.

The balance of angular momentum,  $\sigma_{ab} = \sigma_{ba}$ , along with the symmetry of the linearized strain, implies the following *minor symmetries*:

$$C_{abcd} = C_{bacd} = C_{abdc} . \quad (9.2)$$

In Green elasticity, the existence of a quadratic strain-energy function in the linear strains implies the so-called *major symmetries*:  $C_{abcd} = C_{cdab}$ . However, in linear Cauchy elasticity, we have, in general  $C_{abcd} \neq C_{cdab}$ .<sup>12</sup> Nevertheless, the elasticity tensor can be decomposed into symmetric and antisymmetric parts as follows

$$C_{abcd} = \overset{s}{C}_{abcd} + \overset{a}{C}_{abcd} , \quad (9.3)$$

where

$$\overset{s}{C}_{abcd} = \frac{1}{2} [C_{abcd} + C_{cdab}] , \quad \overset{a}{C}_{abcd} = \frac{1}{2} [C_{abcd} - C_{cdab}] . \quad (9.4)$$

It is important to note that there have been extensive works on characterizing anisotropic elasticity (including viscoelasticity) tensors that lack major symmetries [Rogers and Pipkin, 1963, Podio-Guidugli and Virga, 1987, Yong-Zhong and Del Piero, 1991, He and Zheng, 1996, Ostrosablin, 2017]. An important observation is that in dimension three, isotropic linear Cauchy elastic solids do not have any antisymmetric elastic constants [Rogers and Pipkin, 1963, Truesdell, 1964, Ostrosablin, 2017]. This observation has recently been re-discovered in the context of “odd elasticity”, which pertains to linear non-hyperelastic Cauchy elasticity; it has been observed that in 3D isotropic elasticity, there are no “odd elastic constants” [Scheibner et al., 2020, Fruchart et al., 2023]. Similarly, cubic Cauchy elastic solids also lack any antisymmetric elastic constants [Rogers and Pipkin, 1963, Ostrosablin, 2017].

Linear Cauchy elasticity encompasses eight distinct symmetry classes: triclinic, monoclinic, tetragonal, trigonal, orthotropic, transversely isotropic, cubic, and isotropic [Cowin and Mehrabadi, 1995, Chadwick et al., 2001, Ting, 2003, Cowin and Doty, 2007, Ostrosablin, 2017]. Since it is often easier to work with second-order tensors, we can introduce the *Voigt notation* through the bijection

$$(11, 22, 33, 23, 31, 12) \leftrightarrow (1, 2, 3, 4, 5, 6) . \quad (9.5)$$

<sup>12</sup>It has been pointed out by several researchers that relaxation functions in linear viscoelasticity do not have to possess the major symmetries and this does not violate the second law of thermodynamics [Rogers and Pipkin, 1963, Shu and Onat, 1967, Day, 1971].

Then the constitutive equations in this notation are given by

$$\sigma_\alpha = \sum_{\beta=1}^6 C_{\alpha\beta} \epsilon_\beta = \sum_{\beta=1}^6 (c_{\alpha\beta} + b_{\alpha\beta}) \epsilon_\beta, \quad \alpha = 1, \dots, 6. \quad (9.6)$$

Here,  $c_{\alpha\beta} = c_{\beta\alpha}$  and  $b_{\alpha\beta} = -b_{\beta\alpha}$  represent the symmetric and antisymmetric  $6 \times 6$  stiffness matrices, respectively. Consequently, the elasticity matrix, as described in [Ostrosablin, 2017], has the following form:

$$\mathbf{c} = \begin{bmatrix} c_{11} & c_{12} - b_{12} & c_{13} - b_{13} & c_{14} - b_{14} & c_{15} - b_{15} & c_{16} - b_{16} \\ c_{12} + b_{12} & c_{22} & c_{23} - b_{23} & c_{24} - b_{24} & c_{25} - b_{25} & c_{26} - b_{26} \\ c_{13} + b_{13} & c_{23} + b_{23} & c_{33} & c_{34} - b_{34} & c_{35} - b_{35} & c_{36} - b_{36} \\ c_{14} + b_{14} & c_{24} + b_{24} & c_{34} + b_{34} & c_{44} & c_{45} - b_{45} & c_{46} - b_{46} \\ c_{15} + b_{15} & c_{25} + b_{25} & c_{35} + b_{35} & c_{45} + b_{45} & c_{55} & c_{56} - b_{56} \\ c_{16} + b_{16} & c_{26} + b_{26} & c_{36} + b_{36} & c_{46} + b_{46} & c_{56} + b_{56} & c_{66} \end{bmatrix}. \quad (9.7)$$

**Remark 9.1.** A classical linear elastic solid is considered stable if its energy density is a positive-definite quadratic form, i.e.,  $\sum_{\alpha,\beta=1}^6 C_{\alpha\beta} \epsilon_\alpha \epsilon_\beta > 0$ , whenever at least one strain component is nonzero. This condition guarantees uniqueness of solutions in both linear hyperelastic elasticity and linear Cauchy elasticity [Ogden, 1984]. However, note that  $\sum_{\alpha,\beta=1}^6 C_{\alpha\beta} \epsilon_\alpha \epsilon_\beta = \sum_{\alpha,\beta=1}^6 c_{\alpha\beta} \epsilon_\alpha \epsilon_\beta > 0$ , which only depends on the symmetric constants. Hence, stability in this sense is determined by only the symmetric part of the elastic tensor.

## 9.1 Net work of stress: A geometric (Berry) phase

The stress work 1-form of linear elasticity is defined as

$$\boldsymbol{\alpha} = \boldsymbol{\sigma} : \dot{\boldsymbol{\epsilon}} dt = C_{abcd} \epsilon_{cd} \dot{\epsilon}_{ab} dt = C_{\alpha\beta} \epsilon_\beta \dot{\epsilon}_\alpha dt = [c_{\alpha\beta} + b_{\alpha\beta}] \epsilon_\beta \dot{\epsilon}_\alpha dt = [c_{\alpha\beta} + b_{\alpha\beta}] \epsilon_\beta d\epsilon_\alpha. \quad (9.8)$$

We consider a cyclic deformation in a time interval  $[t_1, t_2]$  such that  $\boldsymbol{\epsilon}(x, t_1) = \boldsymbol{\epsilon}(x, t_2)$  [Sternberg and Knowles, 1979]. A cyclic deformation is a path  $\Gamma$  in the space of linearized strains. Let  $\mathcal{U} \subset \mathcal{B}$  be a sub-body. Then, in a cyclic deformation the net work of stress in the sub-body is

$$W(\mathcal{U}, \Gamma) = \int_{\mathcal{U}} \int_{\Gamma} [c_{\alpha\beta} + b_{\alpha\beta}] \epsilon_\beta d\epsilon_\alpha dV. \quad (9.9)$$

Let us assume that the closed curve  $\Gamma$  is the boundary of a surface  $\Omega$ . Using Stokes' theorem and recalling that the elastic constants are homogeneous, one writes

$$\int_{\Gamma} [c_{\alpha\beta} + b_{\alpha\beta}] \epsilon_\beta d\epsilon_\alpha = \int_{\Omega} [c_{\alpha\beta} + b_{\alpha\beta}] d\epsilon_\beta \wedge d\epsilon_\alpha, \quad (9.10)$$

where  $\wedge$  is the wedge product of differential forms and summation over repeated Greek indices  $\beta < \alpha$  is assumed. Noting that  $d\epsilon_\beta \wedge d\epsilon_\alpha = -d\epsilon_\alpha \wedge d\epsilon_\beta$  [Flanders, 1963, Abraham et al., 2012] the above integral can be written as

$$\int_{\Gamma} [c_{\alpha\beta} + b_{\alpha\beta}] \epsilon_\beta d\epsilon_\alpha = \int_{\Omega} b_{\alpha\beta} d\epsilon_\beta \wedge d\epsilon_\alpha, \quad (9.11)$$

and hence

$$W(\mathcal{U}, \Gamma) = \int_{\mathcal{U}} \int_{\Omega} b_{\alpha\beta} d\epsilon_\beta \wedge d\epsilon_\alpha dV = \int_{\mathcal{U}} \int_{\Omega} b_{\alpha\beta} \epsilon_\beta d\epsilon_\alpha dV = \int_{\mathcal{U}} \int_{t_1}^{t_2} b_{\alpha\beta} \epsilon_\beta \dot{\epsilon}_\alpha dt dV. \quad (9.12)$$

We observe that only the antisymmetric elastic constants contribute to the net work of stress [Green and Naghdi, 1971, Scheibner et al., 2020]. It is worth noting that a non-vanishing net work requires the area of  $\Omega$  to be non-zero.

For isotropic and cubic Cauchy elastic solids, the net work always vanishes as there are no non-vanishing antisymmetric elastic constants. Recently, it was proved that homogeneous displacements are universal for all linear Cauchy elastic solids [Yavari and Sfyris, 2025]. Denoting the volume of the sub-body by  $|\mathcal{U}|$ , for a homogeneous cyclic deformation we have

$$W(\mathcal{U}, \Gamma) = |\mathcal{U}| \int_{t_1}^{t_2} b_{\alpha\beta} \epsilon_\beta \dot{\epsilon}_\alpha dt = |\mathcal{U}| \int_{\Gamma} b_{\alpha\beta} \epsilon_\beta d\epsilon_\alpha = |\mathcal{U}| \int_{\Omega} b_{\alpha\beta} d\epsilon_\beta \wedge d\epsilon_\alpha. \quad (9.13)$$

Next we write the net stress-work density  $w(\Gamma) = |\mathcal{U}|^{-1} W(\mathcal{U}, \Gamma)$  explicitly for the remaining six symmetry classes. Recall that net stress-work, and hence, the net stress-work density is a geometric phase.

## 9.2 Experimental determination of antisymmetric elastic constants

Since the net work does not vanish in cyclic deformations, we can use it to extract information on the antisymmetric elastic constants and characterize them experimentally. Here, we suggest a set of displacement-control loadings to determine all antisymmetric elastic constants for each symmetry class.

- *Triclinic Cauchy linear elastic solids:* For triclinic solids, the only symmetry transformations are the identity and its opposite. As a result, there are no constraints, apart from positive-definiteness, on the elastic constants in the elasticity matrix. Thus, there are a total of 36 independent elastic constants. Recall that

$$w(\Gamma) = b_{\alpha\beta} \int_{t_1}^{t_2} \epsilon_\beta(t) \dot{\epsilon}_\alpha(t) dt. \quad (9.14)$$

Let us denote the set of even and odd positive natural numbers by  $\mathbb{N}^e$  and  $\mathbb{N}^o$ , respectively. Consider a displacement-control loading in which  $t\epsilon_\xi(t)$  and  $\epsilon_\eta(t)$  ( $\xi \neq \eta$ ) are the only non-zero strains. We consider the following closed path in the strain space.

$$\Gamma_{\xi\eta} : (\epsilon_\xi(t), \epsilon_\eta(t)) = \left( \dot{\epsilon}_\xi \sin \frac{\pi k_\xi t}{t_0}, \dot{\epsilon}_\eta \sin \frac{\pi k_\eta t}{t_0} \right), \quad t \in [0, t_0], \quad (9.15)$$

where  $\dot{\epsilon}_\xi$  and  $\dot{\epsilon}_\eta$  are the constant strain amplitudes,  $k_\xi, k_\eta \in \mathbb{N}$ , and  $k_\xi + k_\eta \in \mathbb{N}^o$ . Thus

$$w(\Gamma_{\xi\eta}) = b_{\xi\eta} \int_0^{t_0} [\epsilon_\eta(t) \dot{\epsilon}_\xi(t) - \epsilon_\xi(t) \dot{\epsilon}_\eta(t)] dt = \frac{4k_\xi k_\eta \dot{\epsilon}_\xi \dot{\epsilon}_\eta}{k_\eta^2 - k_\xi^2} b_{\xi\eta}. \quad (9.16)$$

This implies that the fifteen antisymmetric elastic constants can be calculated using the net work of stress in the following fifteen different displacement-control cyclic deformations:

$$b_{\xi\eta} = \frac{k_\eta^2 - k_\xi^2}{4k_\xi k_\eta \dot{\epsilon}_\xi \dot{\epsilon}_\eta} w(\Gamma_{\xi\eta}), \quad \xi, \eta = 1, \dots, 6, \quad \xi < \eta. \quad (9.17)$$

**Remark 9.2.** The external source/sink of energy can be time dependent. One can assume that the symmetric elastic constants are fixed, i.e., time-independent elastic response, while the antisymmetric elastic constants are time-dependent. This would be an example of a material evolution governed by active sources.

- *Monoclinic Cauchy linear elastic solids:* In monoclinic solids, a plane of reflection symmetry exists. Without loss of generality, one can assume that the  $x_3$ -axis is perpendicular to the plane of material symmetry. A monoclinic solid has 20 independent elastic constants, comprising 13 symmetric and seven antisymmetric ones. In Cartesian coordinates  $(x_1, x_2, x_3)$ , the seven non-zero antisymmetric elastic constants are

$b_{12}, b_{13}, b_{23}, b_{16}, b_{26}, b_{36}$ , and  $b_{45}$ , and the elasticity matrix has the following form [Ostrosablin, 2017]:<sup>13</sup>

$$\mathbf{c} = \begin{bmatrix} c_{11} & c_{12} - b_{12} & c_{13} - b_{13} & 0 & 0 & c_{16} - b_{16} \\ c_{12} + b_{12} & c_{22} & c_{23} - b_{23} & 0 & 0 & c_{26} - b_{26} \\ c_{13} + b_{13} & c_{23} + b_{23} & c_{33} & 0 & 0 & c_{36} - b_{36} \\ 0 & 0 & 0 & c_{44} & c_{45} - b_{45} & 0 \\ 0 & 0 & 0 & c_{45} + b_{45} & c_{55} & 0 \\ c_{16} + b_{16} & c_{26} + b_{26} & c_{36} + b_{36} & 0 & 0 & c_{66} \end{bmatrix}. \quad (9.18)$$

Thus

$$w(\Gamma) = \int_{t_1}^{t_2} \left[ b_{12} (\epsilon_{22}\dot{\epsilon}_{11} - \epsilon_{11}\dot{\epsilon}_{22}) + b_{13} (\epsilon_{33}\dot{\epsilon}_{11} - \epsilon_{11}\dot{\epsilon}_{33}) + b_{23} (\epsilon_{33}\dot{\epsilon}_{22} - \epsilon_{22}\dot{\epsilon}_{33}) + b_{16} (\epsilon_{12}\dot{\epsilon}_{11} - \epsilon_{11}\dot{\epsilon}_{12}) \right. \\ \left. + b_{26} (\epsilon_{12}\dot{\epsilon}_{22} - \epsilon_{22}\dot{\epsilon}_{12}) + b_{36} (\epsilon_{12}\dot{\epsilon}_{33} - \epsilon_{33}\dot{\epsilon}_{12}) + b_{45} (\epsilon_{31}\dot{\epsilon}_{23} - \epsilon_{23}\dot{\epsilon}_{31}) \right] dt. \quad (9.19)$$

The seven antisymmetric elastic constants can again be calculated using the cyclic deformations given in (9.15).

- *Tetragonal Cauchy linear elastic solids:* In a tetragonal solid, there are five planes of symmetry. Four of these planes have coplanar normals, while the fifth plane is perpendicular to the other four. One can assume, without loss of generality, that in the Cartesian coordinate system  $(x_1, x_2, x_3)$ , the normal corresponding to the fifth plane of symmetry aligns with the  $x_3$  axis, with its corresponding plane of symmetry parallel to the  $x_1x_2$ -plane. The first two planes of symmetry are parallel to the  $x_1x_3$  and  $x_2x_3$ -planes, respectively. The remaining two planes of symmetry are related to those parallel to the  $x_1x_3$ -plane through rotations of  $\frac{\pi}{4}$  and  $\frac{3\pi}{4}$  about the  $x_3$  axis. A tetragonal solid possesses seven independent elastic constants, comprising six symmetric and one antisymmetric constants. The only antisymmetric elastic constant is  $b_{13}$  and  $b_{23} = b_{13}$  [Ostrosablin, 2017], and the elasticity matrix has the following form:

$$\mathbf{c} = \begin{bmatrix} c_{11} & c_{12} & c_{13} - b_{13} & 0 & 0 & 0 \\ c_{12} & c_{11} & c_{13} - b_{13} & 0 & 0 & 0 \\ c_{13} + b_{13} & c_{13} + b_{13} & c_{33} & 0 & 0 & 0 \\ 0 & 0 & 0 & c_{44} & 0 & 0 \\ 0 & 0 & 0 & 0 & c_{44} & 0 \\ 0 & 0 & 0 & 0 & 0 & c_{66} \end{bmatrix}. \quad (9.20)$$

Hence

$$w(\Gamma) = b_{13} \int_{t_1}^{t_2} [\epsilon_{33} (\dot{\epsilon}_{11} + \dot{\epsilon}_{22}) + \dot{\epsilon}_{33} (\epsilon_{22} - \epsilon_{11})] dt. \quad (9.21)$$

---

<sup>13</sup>The elasticity matrices for the trigonal, hexagonal, and transversely isotropic cases in [Ostrosablin, 2017] differ slightly from the more commonly used versions in the literature. Specifically, in Ostrosablin [2017]'s matrices, the (6, 6) component for both the trigonal and transversely isotropic cases lacks a factor of  $\frac{1}{2}$ , and in the trigonal case, the (4, 6) and (6, 4) components include a factor of  $\sqrt{2}$ . These minor differences arise because Ostrosablin [2017] adopts the Kelvin notation rather than the Voigt notation.

The elastic constant  $b_{13}$  can be calculated using the cyclic deformation  $\Gamma_{13}$  corresponding to  $\xi = 1$  and  $\eta = 3$  in (9.15).

- *Trigonal Cauchy linear elastic solids:* In a trigonal solid, there are three planes of symmetry, where the normals of these planes lie in the same plane and are related via  $\frac{\pi}{3}$  rotations. Essentially, two of the planes of symmetry are obtained from the third one through rotations about a fixed axis by  $\frac{\pi}{3}$  and  $-\frac{\pi}{3}$ . In a Cartesian coordinate system  $(x_1, x_2, x_3)$ , let us assume that the  $x_3$ -axis is the trigonal axis. A trigonal solid has 8 independent elastic constants: 6 are symmetric and 2 are antisymmetric. In the Cartesian coordinates  $(x_1, x_2, x_3)$ , the non-zero antisymmetric elastic constants are  $b_{13}, b_{15}, b_{25} = -b_{15}$ , and  $b_{46} = b_{15}$ , and the elasticity matrix has the following form [Ostrosablin, 2017]:

$$\mathbf{c} = \begin{bmatrix} c_{11} & c_{12} & c_{13} - b_{13} & 0 & c_{15} - b_{15} & 0 \\ c_{12} & c_{11} & c_{13} - b_{13} & 0 & -c_{15} + b_{15} & 0 \\ c_{13} + b_{13} & c_{13} + b_{13} & c_{33} & 0 & 0 & 0 \\ 0 & 0 & 0 & c_{44} & 0 & -c_{15} - b_{15} \\ c_{15} + b_{15} & -c_{15} - b_{15} & 0 & 0 & c_{44} & 0 \\ 0 & 0 & 0 & -c_{15} + b_{15} & 0 & \frac{1}{2}(c_{11} - c_{12}) \end{bmatrix}. \quad (9.22)$$

Thus

$$w(\Gamma) = \int_{t_1}^{t_2} \{b_{13} (\epsilon_{33}\dot{\epsilon}_{11} - \epsilon_{11}\dot{\epsilon}_{33}) + b_{15} [\epsilon_{31} (\dot{\epsilon}_{11} - \dot{\epsilon}_{22}) + \dot{\epsilon}_{31} (\epsilon_{22} - \epsilon_{11}) + \epsilon_{12}\dot{\epsilon}_{23} - \epsilon_{23}\dot{\epsilon}_{12}]\} dt. \quad (9.23)$$

The elastic constant  $b_{13}$  can be calculated using the cyclic deformation  $\Gamma_{13}$  corresponding to  $\xi = 1$  and  $\eta = 3$  in (9.15). For calculating  $b_{15}$ , the following cyclic deformations are used:

$$\Gamma: \quad \begin{aligned} \epsilon_{11}(t) &= \dot{\epsilon}_{11} \sin \frac{\pi k_1 t}{t_0}, & \epsilon_{22}(t) &= \dot{\epsilon}_{22} \sin \frac{\pi k_1 t}{t_0}, & \epsilon_{33}(t) &= 0, \\ \epsilon_{23}(t) &= \dot{\epsilon}_{23} \sin \frac{\pi k_4 t}{t_0}, & \epsilon_{13}(t) &= \dot{\epsilon}_{13} \sin \frac{\pi k_4 t}{t_0}, & \epsilon_{12}(t) &= \dot{\epsilon}_{12} \sin \frac{\pi k_4 t}{t_0}, \end{aligned} \quad t \in [0, t_0], \quad (9.24)$$

where  $\dot{\epsilon}_{11}, \dot{\epsilon}_{22}, \dot{\epsilon}_{23}, \dot{\epsilon}_{13}$ , and  $\dot{\epsilon}_{12}$  are constant strain amplitudes,  $k_1, k_4 \in \mathbb{N}$ , and  $k_1 + k_4 \in \mathbb{N}^o$ . Thus

$$b_{15} = \frac{k_4^2 - k_1^2}{4k_1 k_4 \dot{\epsilon}_{13} (\dot{\epsilon}_{11} - \dot{\epsilon}_{22})} w(\Gamma). \quad (9.25)$$

- *Orthotropic Cauchy linear elastic solids:* An orthotropic solid possesses three mutually orthogonal symmetry planes. We assume that these coincide with the coordinate planes in the Cartesian coordinates  $(x_1, x_2, x_3)$ . An orthotropic solid has 12 independent elastic constants, consisting of nine symmetric and three antisymmetric ones. In the Cartesian coordinates  $(x_1, x_2, x_3)$ , the three non-zero antisymmetric elastic constants are  $b_{12}, b_{13}$ , and  $b_{23}$ , and the elasticity matrix has the following representation [Ostrosablin,

2017]:

$$\mathbf{c} = \begin{bmatrix} c_{11} & c_{12} - b_{12} & c_{13} - b_{13} & 0 & 0 & 0 \\ c_{12} + b_{12} & c_{22} & c_{23} - b_{23} & 0 & 0 & 0 \\ c_{13} + b_{13} & c_{23} + b_{23} & c_{33} & 0 & 0 & 0 \\ 0 & 0 & 0 & c_{44} & 0 & 0 \\ 0 & 0 & 0 & 0 & c_{55} & 0 \\ 0 & 0 & 0 & 0 & 0 & c_{66} \end{bmatrix}. \quad (9.26)$$

Hence

$$w(\Gamma) = \int_{t_1}^{t_2} [b_{12} (\epsilon_{22}\dot{\epsilon}_{11} - \epsilon_{11}\dot{\epsilon}_{22}) + b_{13} (\epsilon_{33}\dot{\epsilon}_{11} - \epsilon_{11}\dot{\epsilon}_{33}) + b_{23} (\epsilon_{33}\dot{\epsilon}_{22} - \epsilon_{22}\dot{\epsilon}_{33})] dt. \quad (9.27)$$

Consider a homogeneous body made of an orthotropic Cauchy linear elastic solid undeformed at time  $t = 0$  on which we apply the following family of triaxial displacement-control loadings:

$$\Gamma : (\epsilon_{11}(t), \epsilon_{22}(t), \epsilon_{33}(t)) = \left( \dot{\epsilon}_{11} \sin \frac{\pi k_1 t}{t_0}, \dot{\epsilon}_{22} \sin \frac{\pi k_2 t}{t_0}, \dot{\epsilon}_{33} \sin \frac{\pi k_3 t}{t_0} \right), \quad t \in [0, t_0], \quad (9.28)$$

where  $\dot{\epsilon}_{11}$ ,  $\dot{\epsilon}_{22}$ , and  $\dot{\epsilon}_{33}$  are constant strain amplitudes. For  $k_1, k_2, k_3 \in \mathbb{N}$ , these are cyclic loadings. For  $k_1 = k_2 = k_3$ , the net work of stress is zero. We assume that  $k_1, k_2, k_3$  are three distinct positive integers. Thus

$$w(\Gamma) = \frac{2k_1 k_2 \dot{\epsilon}_{11} \dot{\epsilon}_{22} [(-1)^{k_1+k_2} - 1]}{k_1^2 - k_2^2} b_{12} + \frac{2k_1 k_3 \dot{\epsilon}_{11} \dot{\epsilon}_{33} [(-1)^{k_1+k_3} - 1]}{k_1^2 - k_3^2} b_{13} + \frac{2k_2 k_3 \dot{\epsilon}_{22} \dot{\epsilon}_{33} [(-1)^{k_2+k_3} - 1]}{k_2^2 - k_3^2} b_{23}. \quad (9.29)$$

The above expression suggests that one can calculate the three antisymmetric elastic constants using the following three loading paths:

$$\begin{aligned} \Gamma_1 : (\epsilon_{11}(t), \epsilon_{22}(t), \epsilon_{33}(t)) &= \left( \dot{\epsilon}_{11} \sin \frac{\pi k_1 t}{t_0}, \dot{\epsilon}_{22} \sin \frac{\pi k_2 t}{t_0}, 0 \right), \quad k_1 + k_2 \in \mathbb{N}^o, \\ \Gamma_2 : (\epsilon_{11}(t), \epsilon_{22}(t), \epsilon_{33}(t)) &= \left( \dot{\epsilon}_{11} \sin \frac{\pi k_1 t}{t_0}, 0, \dot{\epsilon}_{33} \sin \frac{\pi k_3 t}{t_0} \right), \quad k_1 + k_3 \in \mathbb{N}^o, \\ \Gamma_3 : (\epsilon_{11}(t), \epsilon_{22}(t), \epsilon_{33}(t)) &= \left( 0, \dot{\epsilon}_{22} \sin \frac{\pi k_2 t}{t_0}, \dot{\epsilon}_{33} \sin \frac{\pi k_3 t}{t_0} \right), \quad k_2 + k_3 \in \mathbb{N}^o. \end{aligned} \quad (9.30)$$

Using the above cyclic deformations one obtains

$$b_{12} = \frac{k_2^2 - k_1^2}{4k_1 k_2 \dot{\epsilon}_{11} \dot{\epsilon}_{22}} w(\Gamma_1), \quad b_{13} = \frac{k_3^2 - k_1^2}{4k_1 k_3 \dot{\epsilon}_{11} \dot{\epsilon}_{33}} w(\Gamma_2), \quad b_{23} = \frac{k_2^2 - k_3^2}{4k_2 k_3 \dot{\epsilon}_{22} \dot{\epsilon}_{33}} w(\Gamma_3). \quad (9.31)$$

- *Transversely isotropic Cauchy linear elastic solids:* A transversely isotropic solid has an axis of symmetry such that planes perpendicular to it are isotropy planes. Let us assume that the axis of transverse isotropy corresponds to the  $x_3$ -axis in the Cartesian coordinates  $(x_1, x_2, x_3)$ . A transversely isotropic solid is characterized by eight independent elastic constants (five symmetric and three antisymmetric). In the Cartesian coordinates  $(x_1, x_2, x_3)$ , the three non-zero antisymmetric elastic constants are  $b_{13}$ ,  $b_{16}$ ,

$b_{26} = -b_{16}$ , and  $b_{45}$ . The elasticity matrix is represented as [Rogers and Pipkin, 1963, Ostrosablin, 2017]:

$$\mathbf{c} = \begin{bmatrix} c_{11} & c_{12} & c_{13} - b_{13} & 0 & 0 & -b_{16} \\ c_{12} & c_{11} & c_{13} - b_{13} & 0 & 0 & b_{16} \\ c_{13} + b_{13} & c_{13} + b_{13} & c_{33} & 0 & 0 & 0 \\ 0 & 0 & 0 & c_{44} & -b_{45} & 0 \\ -b_{16} & 0 & 0 & b_{45} & c_{44} & 0 \\ b_{16} & 0 & 0 & 0 & 0 & \frac{1}{2}(c_{11} - c_{12}) \end{bmatrix}. \quad (9.32)$$

Thus

$$w(\Gamma) = \int_{t_1}^{t_2} \{b_{13} (\epsilon_{33}\dot{\epsilon}_{11} - \epsilon_{11}\dot{\epsilon}_{33}) + b_{16} [\epsilon_{12} (\dot{\epsilon}_{11} - \dot{\epsilon}_{22}) + \dot{\epsilon}_{12} (\epsilon_{22} - \epsilon_{11})] + b_{45} (\epsilon_{31}\dot{\epsilon}_{23} - \epsilon_{23}\dot{\epsilon}_{31})\} dt. \quad (9.33)$$

Consider a homogeneous body made of a transversely isotropic Cauchy linear elastic solid undeformed at time  $t = 0$ . Let us consider the following family of triaxial displacement-control loadings:

$$\begin{aligned} \Gamma : \quad \epsilon_{11}(t) &= \dot{\epsilon}_{11} \sin \frac{\pi k_1 t}{t_0}, & \epsilon_{22}(t) &= \dot{\epsilon}_{22} \sin \frac{\pi k_2 t}{t_0}, & \epsilon_{33}(t) &= \dot{\epsilon}_{33} \sin \frac{\pi k_3 t}{t_0}, \\ \epsilon_{23}(t) &= \dot{\epsilon}_{23} \sin \frac{\pi k_4 t}{t_0}, & \epsilon_{13}(t) &= \dot{\epsilon}_{13} \sin \frac{\pi k_5 t}{t_0}, & \epsilon_{12}(t) &= \dot{\epsilon}_{12} \sin \frac{\pi k_6 t}{t_0}, \end{aligned} \quad t \in [0, t_0], \quad (9.34)$$

where  $\dot{\epsilon}_{11}$ ,  $\dot{\epsilon}_{22}$ ,  $\dot{\epsilon}_{33}$ ,  $\dot{\epsilon}_{23}$ ,  $\dot{\epsilon}_{13}$ , and  $\dot{\epsilon}_{12}$  are constant strain amplitudes. Let us consider the following three loading paths:

$$\begin{aligned} \Gamma_1 : \quad (\epsilon_{11}(t), \epsilon_{33}(t)) &= \left( \dot{\epsilon}_{11} \sin \frac{\pi k_1 t}{t_0}, \dot{\epsilon}_{33} \sin \frac{\pi k_3 t}{t_0} \right), \quad k_1 + k_3 \in \mathbb{N}^o, \\ \epsilon_{22}(t) &= \epsilon_{23}(t) = \epsilon_{13}(t) = \epsilon_{12}(t) = 0, \\ \Gamma_2 : \quad (\epsilon_{13}(t), \epsilon_{23}(t)) &= \left( \dot{\epsilon}_{13} \sin \frac{\pi k_4 t}{t_0}, \dot{\epsilon}_{23} \sin \frac{\pi k_5 t}{t_0} \right), \quad k_4 + k_5 \in \mathbb{N}^o, \\ \epsilon_{11}(t) &= \epsilon_{22}(t) = \epsilon_{33}(t) = \epsilon_{12}(t) = 0, \\ \Gamma_3 : \quad (\epsilon_{11}(t), \epsilon_{22}(t), \epsilon_{12}(t)) &= \left( \dot{\epsilon}_{11} \sin \frac{\pi k_1 t}{t_0}, \dot{\epsilon}_{22} \sin \frac{\pi k_2 t}{t_0}, \dot{\epsilon}_{12} \sin \frac{\pi k_6 t}{t_0} \right), \quad k_1 + k_6 \in \mathbb{N}^o, \\ \epsilon_{33}(t) &= \epsilon_{23}(t) = \epsilon_{13}(t) = 0. \end{aligned} \quad (9.35)$$

Using the above cyclic deformations we find that

$$b_{13} = \frac{k_3^2 - k_1^2}{4k_1 k_3 \dot{\epsilon}_{11} \dot{\epsilon}_{33}} w(\Gamma_1), \quad b_{45} = \frac{k_5^2 - k_4^2}{4k_4 k_5 \dot{\epsilon}_{23} \dot{\epsilon}_{13}} w(\Gamma_2), \quad b_{16} = \frac{k_6^2 - k_1^2}{4k_1 k_6 \dot{\epsilon}_{12} (\dot{\epsilon}_{22} - \dot{\epsilon}_{11})} w(\Gamma_3). \quad (9.36)$$

### 9.3 From Cauchy elasticity to odd elasticity

Recently, there has been interest in the physics literature on Cauchy elasticity and what has been called “*odd elasticity*” [Scheibner et al., 2020]. These authors are motivated by modeling of active matter, a fascinating topic with new experiments that has inspired us to revisit and revive the study of Cauchy elasticity. This new effort is welcome. Yet, we would like to clarify that odd elasticity is not a new field of elasticity, it is *identical* to linear Cauchy elasticity, as first proposed by Cauchy himself. We would also like to stress

that despite the possibility of new behaviors that are not captured by Green elasticity, some of the tenets of solid mechanics cannot be arbitrarily modified (and do not need to be modified). In particular, balance of energy, balance of mass, balance of linear momentum, balance of angular momentum, are all non-negotiable. These balances exist for all materials. More fundamentally, despite some claims to the contrary, objectivity cannot be violated (for the simple reason that, without objectivity, two different observers recording the same experiment may obtain different elastic constants). Any statement to the contrary amounts to a fundamental misunderstanding of continuum mechanics.

## 10 Cauchy Anelasticity

In anelasticity (in the sense of [Eckart \[1948\]<sup>14</sup>](#)), the deformation gradient is multiplicatively decomposed as  $\mathbf{F} = \mathring{\mathbf{F}}\mathring{\mathbf{F}}$ , where  $\mathring{\mathbf{F}}$  and  $\mathring{\mathbf{F}}$  are the elastic and anelastic distortions, respectively.<sup>15</sup> In hyper-anelasticity, the energy function explicitly depends on the elastic distortion  $W = W(\mathring{\mathbf{F}}, \mathring{\mathbf{G}}, \mathbf{g})$ , where  $\mathring{\mathbf{G}} = \mathbf{g}|_{\mathcal{B}}$  is the metric induced from the ambient space Euclidean metric. This is the material metric in the absence of anelastic distortions. If the material is anisotropic, one instead has  $W = W(\mathring{\mathbf{F}}, \mathring{\mathbf{G}}, \mathring{\mathbf{\Lambda}}, \mathbf{g})$ , where  $\mathring{\mathbf{\Lambda}}$  is a set of structural tensors in the absence of anelastic distortions. Adding the structural tensors to the arguments of the energy function makes it an isotropic function of its arguments. One can show that [\[Yavari and Sozio, 2023\]](#)  $W = W(\mathring{\mathbf{F}}, \mathring{\mathbf{G}}, \mathring{\mathbf{\Lambda}}, \mathbf{g})$ , where  $\mathring{\mathbf{G}} = \mathring{\mathbf{F}}^*\mathring{\mathbf{G}}$  and  $\mathring{\mathbf{\Lambda}} = \mathring{\mathbf{F}}^*\mathring{\mathbf{\Lambda}}$ . Objectivity implies that  $W = \hat{W}(\mathring{\mathbf{C}}^b, \mathring{\mathbf{G}}, \mathring{\mathbf{\Lambda}}) = \hat{W}(\mathbf{C}^b, \mathbf{G}, \mathbf{\Lambda})$ .

For a Cauchy anelastic body,  $\mathbf{S} = \mathbf{S}(\mathring{\mathbf{C}}^b, \mathring{\mathbf{G}}, \mathring{\mathbf{\Lambda}}, \mathbf{g})$  and the stress work 1-form is written as

$$\mathbf{\Omega} = \frac{1}{2}\mathbf{S}:d\mathring{\mathbf{C}}^b. \quad (10.1)$$

The Darboux classification theorem tells us that  $\mathbf{\Omega}$  takes one of the following six canonical forms:

$$\left\{ \begin{array}{l} \mathbf{\Omega} = d\psi_1, \\ \mathbf{\Omega} = \phi_1 d\psi_1, \\ \mathbf{\Omega} = \phi_1 d\psi_1 + d\psi_2, \\ \mathbf{\Omega} = \phi_1 d\psi_1 + \phi_2 d\psi_2, \\ \mathbf{\Omega} = \phi_1 d\psi_1 + \phi_2 d\psi_2 + d\psi_3, \\ \mathbf{\Omega} = \phi_1 d\psi_1 + \phi_2 d\psi_2 + \phi_3 d\psi_3, \end{array} \right. \quad (10.2)$$

$$\mathbf{\Omega} = \phi_1 d\psi_1, \quad (10.3)$$

$$\mathbf{\Omega} = \phi_1 d\psi_1 + d\psi_2, \quad (10.4)$$

$$\mathbf{\Omega} = \phi_1 d\psi_1 + \phi_2 d\psi_2, \quad (10.5)$$

$$\mathbf{\Omega} = \phi_1 d\psi_1 + \phi_2 d\psi_2 + d\psi_3, \quad (10.6)$$

$$\mathbf{\Omega} = \phi_1 d\psi_1 + \phi_2 d\psi_2 + \phi_3 d\psi_3, \quad (10.7)$$

where  $\psi_i = \psi_i(X, \mathring{\mathbf{C}}^b, \mathring{\mathbf{\Lambda}}, \mathring{\mathbf{G}})$  and  $\phi_i = \phi_i(X, \mathring{\mathbf{C}}^b, \mathring{\mathbf{\Lambda}}, \mathring{\mathbf{G}})$ ,  $i = 1, 2, 3$ . Each generalized energy function is an isotropic function of its arguments, and hence

$$\psi_i = \psi_i(X, \mathbf{C}^b, \mathbf{\Lambda}, \mathbf{G}), \quad \phi_i = \phi_i(X, \mathbf{C}^b, \mathbf{\Lambda}, \mathbf{G}), \quad i = 1, 2, 3. \quad (10.8)$$

**Isotropic Cauchy anelasticity.** For an isotropic Cauchy anelastic solid  $W = \hat{W}(\mathring{\mathbf{C}}^b, \mathring{\mathbf{G}}) = \hat{W}(\mathbf{C}^b, \mathbf{G}) = \overline{W}(I_1, I_2, I_3)$ , where  $I_i$ ,  $i = 1, 2, 3$  are the principal invariants of  $\mathbf{C}^b$  calculated using the material metric  $\mathring{\mathbf{G}}$ .

<sup>14</sup>[Eckart \[1948\]](#) realized that the natural configuration (material manifold) of an anelastic solid is a Riemannian manifold with its metric explicitly depending on the local anelastic distortions. The connection between residually-stressed solids and Riemannian geometry was independently discovered by [Kondo \[1949\]](#), who later coined the term ‘‘material manifold’’ [\[Kondo, 1950\]](#).

<sup>15</sup>A one-dimensional analogue of  $\mathbf{F} = \mathring{\mathbf{F}}\mathring{\mathbf{F}}$ , where  $\mathring{\mathbf{F}}$  represents the swelling part of the deformation gradient, was first introduced by [Flory and Rehner \[1944\]](#). In finite plasticity, the multiplicative decomposition first appeared in [\[Bilby et al., 1957, Page 41, Eq. \(12\)\]](#) and [\[Kr oner, 1959, Page 286, Eq. \(4\)\]](#). A decade later, this decomposition was popularized in the plasticity literature by [Lee and Liu \[1967\]](#) and [Lee \[1969\]](#). For more detailed discussions of the multiplicative decomposition, see [\[Goriely, 2017b, Sadik and Yavari, 2017, Yavari and Sozio, 2023\]](#).



More specifically

$$\begin{aligned}
I_1 &= \text{tr } \mathbf{C} = C^A{}_A = C_{AB} G^{AB}, \\
I_2 &= \frac{1}{2} (I_1^2 - \text{tr } \mathbf{C}^2) = \frac{1}{2} (I_1^2 - C^A{}_B C^B{}_A) = \frac{1}{2} (I_1^2 - C_{BM} C_{AN} G^{AM} G^{BN}), \\
I_3 &= \det \mathbf{C} = \frac{\det \mathbf{C}^b}{\det \mathbf{G}}.
\end{aligned} \tag{10.9}$$

Similar to isotropic Cauchy elasticity, in isotropic Cauchy anelasticity the stress work 1-form takes one of the three canonical forms given in (5.34)-(5.36), however with the difference that the principal invariants are given in (10.9).

**Remark 10.1.** The stress work 1-form in anisotropic Cauchy anelasticity has canonical forms similar to those in the corresponding anisotropic Cauchy anelasticity, provided that the material metric (instead of the flat Euclidean metric) is used to calculate them.

**Remark 10.2** (Eshelby's inclusion problem in Cauchy anelasticity). For infinite bodies in the setting of linear elasticity, the first study of eigenstrains and the resulting stress fields was conducted by Eshelby [1957]. The earliest three-dimensional investigation of stress fields of inclusions in nonlinear solids was carried out by Diani and Parks [2000], who used a multiplicative decomposition  $\mathbf{F} = \mathbf{F}^e \mathbf{F}^*$ . Their finite element simulations revealed a uniform hydrostatic stress within a spherical inclusion subjected to pure dilatational eigenstrains. This was later analytically proven for incompressible isotropic solids and certain classes of compressible isotropic solids in [Yavari and Goriely, 2013b], and for transversely isotropic and orthotropic solids in [Golgoon and Yavari, 2018a]. Several other analytical studies have further explored the stress fields of inclusions in both isotropic and anisotropic nonlinear elastic solids [Yavari and Goriely, 2015a,b, Golgoon et al., 2016, Yavari, 2021]. These exact solutions do not depend on the existence of an energy function. Therefore, they can be readily extended to Cauchy elasticity.<sup>16</sup>

**Remark 10.3** (Stress fields of line and point defects in Cauchy elastic solids). The presence of distributed defects in solids induces anelastic distortions. Vito Volterra, in his seminal work [Volterra, 1907, Delphenich, 2020], established the mathematical foundations of line defects in solids long before these defects were first experimentally observed [Taylor, 1934, Orowan, 1934, Polanyi, 1934]. He categorized line defects into six types, three of which are now known as dislocations (translational defects), while the remaining three are referred to as disclinations (rotational defects). In the 1950s, Kondo [1955a,b] and Bilby et al. [1955] independently explored the deep connections between the mechanics of defects and non-Riemannian geometries. Kondo [1955a,b] demonstrated that, in the presence of defects, the reference configuration of a solid may be non-Euclidean. He further recognized that the curvature and torsion of the material manifold serve as measures of incompatibility and the density of dislocations, respectively. There are several exact solutions in the literature for line and point defects in hyperelastic solids, e.g., dislocations [Gairola, 1979, Rosakis and Rosakis, 1988, Zubov, 1997, Acharya, 2001, Yavari and Goriely, 2012a], disclinations [Zubov, 1997, Derezin and Zubov, 2011, Yavari and Goriely, 2013a], point defects [Yavari and Goriely, 2012b], dis-combinations (combinations of line and point defects) [Yavari and Goriely, 2014], and distributed defects in anisotropic solids [Golgoon and Yavari, 2018b]. These exact solutions do not depend on the existence of an energy function. Therefore, they can be readily extended to Cauchy elasticity.

## 11 Cosserat-Cauchy Elasticity

The first systematic formulation of generalized continua dates back to the pioneering work of the Cosserat brothers [Cosserat and Cosserat, 1909]. Cosserat elasticity remained largely unnoticed until the renewed interest in continua with microstructure during the 1950s, 1960s, and 1970s [Ericksen and Truesdell, 1957,

<sup>16</sup>Truesdell had a similar observation; in [Truesdell, 1964], he writes "There are also a number of exact solutions of the general equations of equilibrium, solutions which yield specific predictions suitable for comparison with measurements on large strain. While the discoverers of these solutions all considered a hyperelastic material, I have examined their results and have found that every one, without exception, is easily extended to the more general theory."

Toupin, 1962, 1964, Mindlin and Tiersten, 1962, Mindlin, 1964, Eringen, 2012]. Today, a vast body of literature exists on generalized continua. All existing studies on generalized continua assume the existence of an energy function. In the following, we briefly discuss an extension of Cosserat elasticity when there is no underlying energy function—*Cosserat-Cauchy elasticity*.

In Cosserat elasticity, it is assumed that the microstructure in the deformed configuration is characterized by three (or two in 2D) linearly independent vectors, denoted as  $\{\mathbf{d}_\alpha(x, t), \alpha = 1, 2, 3\}$ , referred to as director fields or simply directors [Ericksen and Truesdell, 1957]. The corresponding directors in the reference configuration are denoted by  $\{\mathbf{D}_\alpha(X), \alpha = 1, 2, 3\}$ . It should be emphasized that these are not material vectors, as  $\mathbf{d}_\alpha(x, t) \neq (\varphi_* \mathbf{D}_\alpha)(x, t)$ , in general. The kinematics of a Cosserat elastic body is described by the pair  $(\varphi(X, t), \mathbf{d}_\alpha(X, t))$ , where  $\mathbf{d}_\alpha(X, t)$  is shorthand for  $\mathbf{d}_\alpha(\varphi(X, t), \mathbf{D}_\alpha(X))$  [Toupin, 1964, Stojanović, 1970]. The reciprocal of  $\mathbf{D}_\alpha$  is denoted by  $\overset{\circ}{\Theta}_\alpha$  that satisfy the relations  $\mathbf{D}_\alpha^A \overset{\circ}{\Theta}_B = \delta_B^A$  and  $\mathbf{D}_\alpha^A \overset{\circ}{\Theta}_A = \delta_\alpha^b$ . Similarly, the reciprocal of  $\mathbf{d}_\alpha$  is denoted by  $\overset{\circ}{\vartheta}_\alpha$ , satisfying the relations  $\mathbf{d}_\alpha^a \overset{\circ}{\vartheta}_b = \delta_b^a$  and  $\mathbf{d}_\alpha^a \overset{\circ}{\vartheta}_a = \delta_\alpha^b$ . The referential directors can vary from point to point, and  $\mathbf{D}_\alpha^A|_B = W^A{}_{CB} \mathbf{D}_\alpha^C$ , where  $W^A{}_{CB}$  is referred to as the wryness of the director field and is defined as

$$W^A{}_{BC} = \mathbf{D}_\alpha^A|_C \overset{\circ}{\Theta}_B = -\mathbf{D}_\alpha^A \overset{\circ}{\Theta}_{B|C}. \quad (11.1)$$

The director gradient is defined as  $\mathbf{F}_\alpha = \nabla^{\mathbf{G}} \mathbf{d}_\alpha$ . It has components  $F_\alpha^a = \mathbf{d}_\alpha^a|_A$  and is related to the relative wryness as

$$F_\alpha^a = w^a{}_{bA} \mathbf{d}_\alpha^b, \quad w^a{}_{bA} = \mathbf{d}_\alpha^a|_A \overset{\circ}{\vartheta}_b. \quad (11.2)$$

In Cosserat hyperelasticity, it is assumed that an energy function  $W = W(X, \mathbf{F}, \mathbf{F}_\alpha, \mathbf{G}, \mathbf{g})$  exists. Objectivity implies that  $W = \hat{W}(X, \mathbf{C}^b, \mathbf{C}_\alpha^b, \mathbf{G})$ , where  $\mathbf{C}_\alpha^b = \mathbf{F}_\alpha^* \mathbf{g} = \mathbf{F}_\alpha^* \mathbf{g} \mathbf{F}_\alpha$ . In components,  $C_{AB} = F_\alpha^a F_\alpha^b g_{ab}$ . Note that in Cosserat elasticity, there are a total of 6 macro strains and 18 director strains, amounting to a total of 24 strains. The stresses corresponding to  $\mathbf{C}^b$  and  $\mathbf{C}_\alpha^b$  are denoted by  $\mathbf{S}$  (the second Piola-Kirchhoff stress) and  $\overset{\circ}{\mathbf{H}}$  (the hyperstress tensor).

A Cosserat-Cauchy elastic has the following constitutive equations

$$\mathbf{S} = \hat{\mathbf{S}}(X, \mathbf{C}^b, \mathbf{C}_\alpha^b, \mathbf{G}), \quad \overset{\circ}{\mathbf{H}} = \hat{\overset{\circ}{\mathbf{H}}}(X, \mathbf{C}^b, \mathbf{C}_\alpha^b, \mathbf{G}). \quad (11.3)$$

In Cosserat-Cauchy elasticity, in general, there is no energy function depending on strains. The fundamental quantity of Cosserat-Cauchy elasticity is the stress work 1-form.

**Definition 11.1.** In Cosserat-Cauchy elasticity the stress work 1-form is defined as

$$\Omega(\mathbf{C}(X, t), \mathbf{C}_\alpha(X, t)) = \frac{1}{2} S^{AB}(X, t) dC_{AB}(X, t) + \sum_{\alpha=1}^3 \frac{1}{2} \overset{\circ}{\mathbf{H}}^{aA}(X, t) dC_{\alpha AB}(X, t). \quad (11.4)$$

This is a 1-form in a 24-dimensional space.

For a 24-dimensional manifold, the rank of a 1-form can take any of the values  $0, 1, \dots, 12$ . Thus, the Darboux classification theorem tells us that there are the following possibilities (note that  $\Omega \wedge (d\Omega)^{12}$  is a 25-form, which identically vanishes on any 24-manifold):

$$\left\{ \begin{array}{l} \Omega = d\psi_1, \\ \Omega = \phi_1 d\psi_1, \\ \Omega = \phi_1 d\psi_1 + d\psi_2, \\ \vdots \\ \Omega = \phi_1 d\psi_1 + \dots + \phi_{12} d\psi_{12}. \end{array} \right. \quad (11.5)$$

We observe that an anisotropic Cosserat-Cauchy elastic solid has at most twelve generalized energy functions.

For a Cosserat-Cauchy elastic body, a cyclic deformation is a closed curve in  $\mathbb{S}$ —the space of generalized strains. This means that  $\mathbf{C}(X, t_1) = \mathbf{C}(X, t_2)$  and  $\mathbf{C}_\alpha^b(X, t_1) = \mathbf{C}_\alpha^b(X, t_2)$ . A cyclic motion is a cyclic

deformation for which  $\mathbf{V}(X, t_1) = \mathbf{V}(X, t_2)$  and  $\dot{\mathbf{d}}_{\mathbf{a}}(X, t_1) = \dot{\mathbf{d}}_{\mathbf{a}}(X, t_2)$ , where  $\dot{\mathbf{d}}_{\mathbf{a}}(X, t) = \frac{\partial}{\partial t} \mathbf{d}_{\mathbf{a}}(X, t)$  denotes the director velocity. Given a path  $\Gamma$  in the space of generalized strains, one can show that

$$W(\mathcal{U}, \Gamma) = \int_{\mathcal{U}} \left[ \mathcal{K}_2 - \mathcal{K}_1 + \int_{\Gamma} \boldsymbol{\Omega} \right] dV, \quad (11.6)$$

where  $\mathcal{K} = \mathcal{K}(X, t) = \frac{1}{2} \rho V^a V^b g_{ab} + \frac{1}{2} \overset{ab}{\nu} \dot{\mathbf{d}}_{\mathbf{a}}^a \dot{\mathbf{d}}_{\mathbf{b}}^b g_{ab}$  is the kinetic energy density ( $\overset{b}{\nu} = \overset{ba}{\nu}$  is the micro-mass moment of inertia), and  $\mathcal{K}_i = \mathcal{K}(X, t_i)$ ,  $i = 1, 2$ .

## 12 Discussion and Concluding Remarks

Elasticity is an old and venerable theory that has served as a template for all field theories. Yet, it never ceases to surprise us. While the mathematical foundations are clear, the focus of most works has been on hyperelastic (Green) materials. The existence of a strain-energy function from which the stresses derive has been a safety blanket for scientists and mathematicians alike. While it allows for great progress in the effective resolution of important problems, it also naturally constrains the structure of the solutions and their possible behaviors. Hyperelasticity is a perfect assumption for most passive materials until the field of applications of mechanics enlarges to include biological and active materials.

It is well appreciated in mechanics that the laws of thermodynamics do not preclude the validity of Cauchy elasticity. Yet, it leads to the puzzling possibility of a system gaining or losing energy in a cyclic deformation, which deemed it as unphysical. However, if the origin of this non-zero work is due to external body forces, this puzzle can be solved by understanding that, in an open system, such forces have access to sources or sinks of energy.

We noted that forces can be classified as either conservative or non-conservative, and as either dissipative or non-dissipative. While all dissipative forces are non-conservative, the converse is not always true; dissipative forces form a proper subset of non-conservative forces. Similarly, while all conservative forces are non-dissipative, the converse is not necessarily true, making conservative forces a proper subset of non-dissipative forces. Consequently, the sets of non-conservative forces and non-dissipative forces have a non-empty intersection. As an introductory example, we pointed out that a particle (or a finite-dimensional mechanical system) under the influence of a non-conservative and non-dissipative force(s) serves as a zero-dimensional analogue of Cauchy elasticity.

In hyperelasticity, constitutive equations are written in terms of an energy function and its derivatives with respect to strain or invariants of strain. By contrast, in Cauchy elasticity, the fundamental quantity is the stress-work 1-form, a generalization of the energy function, best described and studied within the theory of exterior forms. The stress-work 1-form is, in general, not an exact form; it is exact only in the case of hyperelasticity. Using this formalism, it is then straightforward to apply Darboux's theorem to the classification of the stress-work 1-forms to show that stress can always be additively decomposed into conservative and non-conservative parts. Furthermore, the work of Edelen shows that in 3D Cauchy elasticity the stress-work 1-form has six possible canonical forms. In other words, *Cauchy elasticity has at most six generalized energy functions in terms of the right Cauchy-Green strain*. The simplest Cauchy elastic materials include just two potentials and we refer to these as Ericksen solids. They have interesting properties that should be further investigated.

The fundamental difference between hyperelasticity and Cauchy elasticity is revealed by considering the net work of stress in cyclic deformations. For a hyperelastic material, no energy is gained or released in a cyclic deformation whereas it may not be the case for Cauchy materials. Moreover, if in a cyclic deformation  $\Gamma$  energy is released (gained), it is subsequently regained (released) in the reverse cyclic deformation  $-\Gamma$ . In these cycles, the Berry phase serves as the distinguishing feature between non-hyperelastic and hyperelastic elasticity. In hindsight, this geometric phase is not surprising as it naturally arises from the geometric structure of the problem. Yet, this interpretation seems to be novel to the field.

At the formal level, Cauchy elasticity has a beautiful mathematical structure that is fully compatible with the law of thermodynamics. Yet, the problem remains: Are Cauchy solids truly "real" solids? Our view of a material has been shaped by continua whose microscopic elastic unit is at the molecular level. Hence,

we typically do not think of materials composed of small (but much larger than molecular) units that can sense and react to deformation as being governed by elasticity. Yet, from a purely observational point of view, at the macroscopic level such systems may respond to forces like elastic materials and hence can be modeled using elasticity.

Additionally, the inclusion of body forces, such as interactions with substrates, within constitutive laws expands the definition of Cauchy materials to encompass non-traditional systems. Modern research on biological materials and metamaterials has revealed numerous examples of systems connected to external energy sources or capable of dissipating energy in response to deformation. It is now clear that weakening this assumption to include Cauchy materials allows for new and relevant material behavior. For example, it can describe the effective material behavior (constitutive equation) of a solid composed of a matrix with inclusions that are connected to an external energy source.

The history of elasticity has been characterized by a dynamic interplay between experimental observations, theoretical advancements, and the use of new mathematical concepts, each driving paradigm shifts in the field. We are now entering a new era of elasticity, one that incorporates active forces and unconventional material responses. Integrating classical foundations with contemporary innovations and advanced mathematical theories remains pivotal for our understanding of this emerging domain.

## Acknowledgments

AG and AY also benefited from extensive discussions with David Steigmann throughout this research as well as discussions with James Hanna and Marino Arroyo. AY was supported by NSF – Grant No. CMMI 1939901. This work was also supported by an International Exchanges Scheme Grant from the Royal Society to AG.

## References

- R. Abraham, J. E. Marsden, and T. Ratiu. *Manifolds, Tensor Analysis, and Applications*, volume 75. Springer Science & Business Media, 2012.
- A. Acharya. A model of crystal plasticity based on the theory of continuously distributed dislocations. *Journal of the Mechanics and Physics of Solids*, 49(4):761–784, 2001.
- D. Ambrosi and S. Pezzuto. Active stress vs. active strain in mechanobiology: Constitutive issues. *Journal of Elasticity*, 107:199–212, 2012.
- A. Angoshtari and A. Yavari. Differential complexes in continuum mechanics. *Archive for Rational Mechanics and Analysis*, 216:193–220, 2015.
- M. Arroyo and A. DeSimone. Relaxation dynamics of fluid membranes. *Physical Review E*, 79(3):031915, 2009.
- M. Beck. Die knicklast des einseitig eingespannten, tangential gedrückten stabes. *Zeitschrift für angewandte Mathematik und Physik*, 3:225–228, 1952.
- B. Bernstein. Hypo-elasticity and elasticity. *Archive for Rational Mechanics and Analysis*, 6:89–104, 1960.
- M. Berry and P. Shukla. Classical dynamics with curl forces, and motion driven by time-dependent flux. *Journal of Physics A: Mathematical and Theoretical*, 45(30):305201, 2012.
- M. Berry and P. Shukla. Hamiltonian curl forces. *Proceedings of the Royal Society A: Mathematical, Physical and Engineering Sciences*, 471(2176):20150002, 2015.
- M. V. Berry. Quantal phase factors accompanying adiabatic changes. *Proceedings of the Royal Society of London A*, 392(1802):45–57, 1984.
- M. V. Berry. Anticipations of the geometric phase. *Physics Today*, 43(12):34–40, 1990.

- M. V. Berry and P. Shukla. Physical curl forces: dipole dynamics near optical vortices. *Journal of Physics A: Mathematical and Theoretical*, 46(42):422001, 2013.
- D. Bigoni and G. Noselli. Experimental evidence of flutter and divergence instabilities induced by dry friction. *Journal of the Mechanics and Physics of Solids*, 59(10):2208–2226, 2011.
- D. Bigoni, O. N. Kirillov, D. Misseroni, G. Noselli, and M. Tommasini. Flutter and divergence instability in the Pflüger column: Experimental evidence of the Ziegler destabilization paradox. *Journal of the Mechanics and Physics of Solids*, 116:99–116, 2018.
- B. A. Bilby, R. Bullough, and E. Smith. Continuous distributions of dislocations: A new application of the methods of non-Riemannian geometry. *Proceedings of the Royal Society of London. Series A*, 231(1185):263–273, 1955.
- B. A. Bilby, L. R. T. Lardner, and A. N. Stroh. Continuous distributions of dislocations and the theory of plasticity. In *Actes du IXe congrès international de mécanique appliquée, (Bruxelles, 1956)*, volume 8, pages 35–44, 1957.
- J.-P. Boehler. On irreducible representations for isotropic scalar functions. *Zeitschrift für Angewandte Mathematik und Mechanik*, 57(6):323–327, 1977.
- J.-P. Boehler. A simple derivation of representations for non-polynomial constitutive equations in some cases of anisotropy. *Zeitschrift für Angewandte Mathematik und Mechanik (ZAMM)*, 59(4):157–167, 1979.
- J.-P. Boehler. *Applications of Tensor Functions in Solid Mechanics*, volume 292. Springer, 1987.
- V. V. Bolotin. *Nonconservative Problems of the Theory of Elastic Stability*. Pergamon Press, London, 1963.
- G. Bordiga, A. Piccolroaz, and D. Bigoni. A way to hypo-elastic artificial materials without a strain potential and displaying flutter instability. *Journal of the Mechanics and Physics of Solids*, 158:104665, 2022.
- J. Boyling. An axiomatic approach to classical thermodynamics. *Proceedings of the Royal Society of London. A*, 329(1576):35–70, 1972.
- R. L. Bryant, S.-S. Chern, R. B. Gardner, H. L. Goldschmidt, and P. A. Griffiths. *Exterior Differential Systems*, volume 18. Springer Science & Business Media, 2013.
- H. A. Buchdahl. *The Concepts of Classical Thermodynamics*. Cambridge University Press, 2009.
- L. Caprioli. Su un criterio per l'esistenza dell'energia di deformazione. *Bollettino dell'Unione Matematica Italiana*, 10(4):481–483, 1955.
- C. Carathéodory. Untersuchungen über die Grundlagen der Thermodynamik. *Mathematische Annalen*, 67(3):355–386, 1909.
- F. Cardin. Morse families and constrained mechanical systems. Generalized hyperelastic materials. *Meccanica*, 26:161–167, 1991.
- F. Cardin and M. Spera. On the internal work in generalized hyperelastic materials. *Meccanica*, 30:727–734, 1995.
- M. M. Carroll. Must elastic materials be hyperelastic? *Mathematics and Mechanics of Solids*, 14(4):369–376, 2009.
- J. Casey. A remark on Cauchy-elasticity. *International Journal of Non-Linear Mechanics*, 40(2-3):331–339, 2005.
- A.-L. Cauchy. Sur les équations qui expriment les conditions d'équilibre ou les lois du mouvement intérieur d'un corps solide, élastique ou non élastique. *Exercices de Mathématiques*, 3:160–187, 1828.

- A. Cazzolli, F. Dal Corso, and D. Bigoni. Non-holonomic constraints inducing flutter instability in structures under conservative loadings. *Journal of the Mechanics and Physics of Solids*, 138:103919, 2020.
- P. Chadwick, M. Vianello, and S. C. Cowin. A new proof that the number of linear elastic symmetries is eight. *Journal of the Mechanics and Physics of Solids*, 49(11):2471–2492, 2001.
- B. D. Coleman. Mechanical and thermodynamical admissibility of stress-strain functions. *Archive for Rational Mechanics and Analysis*, 9:172–186, 1962.
- B. D. Coleman and W. Noll. The thermodynamics of elastic materials with heat conduction and viscosity. *Archive for Rational Mechanics and Analysis*, 13(1):167–178, 1963.
- J. L. Cooper. The foundations of thermodynamics. *Journal of Mathematical Analysis and Applications*, 17(1):172–193, 1967.
- E. Cosserat and F. Cosserat. Théorie des corps déformables. 1909.
- S. C. Cowin and S. B. Doty. *Tissue Mechanics*. Springer Science & Business Media, 2007.
- S. C. Cowin and M. M. Mehrabadi. Anisotropic symmetries of linear elasticity. *Applied Mechanics Reviews*, 48(5):247–285, 1995.
- G. Darboux. Sur le probleme de Pfaff. *Bulletin des sciences mathématiques et astronomiques*, 6(1):14–36, 1882.
- W. Day. Restrictions on relaxation functions in linear viscoelasticity. *The Quarterly Journal of Mechanics and Applied Mathematics*, 24(4):487–497, 1971.
- D. Delphenich. On the equilibrium of multiply-connected elastic bodies. *Mathematics and Mechanics of Solids*, 25(9):1683–1760, 2020.
- S. Derezin and L. Zubov. Disclinations in nonlinear elasticity. *Zeitschrift für Angewandte Mathematik und Mechanik*, 91(6):433–442, 2011.
- J. L. Diani and D. Parks. Problem of an inclusion in an infinite body, approach in large deformation. *Mechanics of materials*, 32(1):43–55, 2000.
- T. Doyle and J. L. Ericksen. Nonlinear elasticity. *Advances in Applied Mechanics*, 4:53–115, 1956a.
- T. C. Doyle and J. L. Ericksen. Nonlinear Elasticity. *Advances in Applied Mechanics*, 4:53–115, 1956b.
- G. F. D. Duff. *Partial Differential Equations*. University of Toronto Press, 1956.
- C. Eckart. The thermodynamics of irreversible processes. 4. The theory of elasticity and anelasticity. *Physical Review*, 73(4):373–382, 1948.
- D. G. B. Edelen. Darboux classification of Cauchy elastic bodies and some of its consequences. *International Journal of Engineering Science*, 15(6):359–362, 1977.
- I. Elishakoff. Controversy associated with the so-called “follower forces”: Critical overview. *Applied Mechanics Reviews*, 58(2):117–142, 2005.
- J. Ericksen. Stress deformation relations for solids. *Canadian Journal of Physics*, 34(2):226–227, 1956.
- J. L. Ericksen. Deformations possible in every isotropic, incompressible, perfectly elastic body. *Zeitschrift für Angewandte Mathematik und Physik (ZAMP)*, 5(6):466–489, 1954.
- J. L. Ericksen. Deformations possible in every compressible, isotropic, perfectly elastic material. *Studies in Applied Mathematics*, 34(1-4):126–128, 1955.

- J. L. Ericksen and C. Truesdell. Exact theory of stress and strain in rods and shells. *Archive for Rational Mechanics and Analysis*, 1(1):295–323, 1957.
- A. C. Eringen. *Microcontinuum Field Theories: I. Foundations and Solids*. Springer Science & Business Media, 2012.
- J. D. Eshelby. The determination of the elastic field of an ellipsoidal inclusion, and related problems. *Proceedings of the Royal Society of London A*, 241(1226):376–396, 1957.
- F. Fedele and A. Yavari. Geometric phases of nonlinear elastic N-rotors via Cartan’s moving frames. *Physica D: Nonlinear Phenomena*, 459:134040, 2024.
- H. Flanders. *Differential Forms with Applications to the Physical Sciences*, volume 11. Courier Corporation, 1963.
- P. J. Flory and J. Rehner. Effect of deformation on the swelling capacity of rubber. *The Journal of Chemical Physics*, 12(10):412–414, 1944.
- T. Frankel. *The Geometry of Physics: An Introduction*. Cambridge University Press, 2011.
- M. Fruchart, C. Scheibner, and V. Vitelli. Odd viscosity and odd elasticity. *Annual Review of Condensed Matter Physics*, 14:471–510, 2023.
- Y. Fung. On pseudo-elasticity of living tissues. In *Mechanics Today*, pages 49–66. Elsevier, 1980.
- B. Gairola. Nonlinear elastic problems. In F. Nabarro, editor, *Dislocations in Solids*, volume 1. North-Holland, Amsterdam, 1979.
- H. Geiges. A brief history of contact geometry and topology. *Expositiones Mathematicae*, 19(1):25–53, 2001.
- G. Gantesio, A. Musesti, and D. Riccobelli. A comparison between active strain and active stress in transversely isotropic hyperelastic materials. *Journal of Elasticity*, 137(1):63–82, 2019.
- A. Golgoon and A. Yavari. Nonlinear elastic inclusions in anisotropic solids. *Journal of Elasticity*, 130(2):239–269, 2018a.
- A. Golgoon and A. Yavari. Line and point defects in nonlinear anisotropic solids. *Zeitschrift für angewandte Mathematik und Physik*, 69(3):1–28, 2018b.
- A. Golgoon, S. Sadik, and A. Yavari. Circumferentially-symmetric finite eigenstrains in incompressible isotropic nonlinear elastic wedges. *International Journal of Non-Linear Mechanics*, 84:116–129, 2016.
- A. Goriely. Five ways to model active processes in elastic solids: active forces, active stresses, active strains, active fibers, and active metrics. *Mechanics Research Communications*, 93, 2017a.
- A. Goriely. *The Mathematics and Mechanics of Biological Growth*. Springer Verlag, New York, 2017b.
- A. E. Green and N. Laws. On the formulation of constitutive equations in thermodynamical theories of continua. *The Quarterly Journal of Mechanics and Applied Mathematics*, 20(3):265–275, 1967.
- A. E. Green and P. M. Naghdi. On thermodynamics, rate of work and energy. *Archive for Rational Mechanics and Analysis*, 40:37–49, 1971.
- A. E. Green and R. S. Rivlin. On Cauchy’s equations of motion. *Zeitschrift für Angewandte Mathematik und Physik*, 15(3):290–292, 1964.
- G. Green. On the laws of the reflexion and refraction of light at the common surface of two non-crystallized media. *Transactions of the Cambridge Philosophical Society*, 7:1, 1838.

- G. Green. On the propagation of light in crystallized media. *Transactions of the Cambridge Philosophical Society*, 7:121, 1839.
- M. E. Gurtin. Modern continuum thermodynamics. *Mechanics Today*, 1:168–213, 1974.
- M. E. Gurtin, E. Fried, and L. Anand. *The Mechanics and Thermodynamics of Continua*. Cambridge University Press, 2010.
- J. H. Hannay. Angle variable holonomy in adiabatic excursion of an integrable Hamiltonian. *Journal of Physics A: Mathematical and General*, 18(2):221, 1985.
- Q. C. He and Q. S. Zheng. On the symmetries of 2D elastic and hyperelastic tensors. *Journal of Elasticity*, 43:203–225, 1996.
- F. W. Hehl and Y. N. Obukhov. *Foundations of Classical Electrodynamics: Charge, Flux, and Metric*, volume 33. Springer Science & Business Media, 2003.
- R. Hill. On constitutive inequalities for simple materials—I. *Journal of the Mechanics and Physics of Solids*, 16(4):229–242, 1968.
- T. J. R. Hughes and J. E. Marsden. Some applications of geometry in continuum mechanics. *Reports on Mathematical Physics*, 12(1):35–44, 1977.
- Y. Huo and I. Müller. Nonequilibrium thermodynamics of pseudoelasticity. *Continuum Mechanics and Thermodynamics*, 5:163–204, 1993.
- A. A. Il'yushin. On the postulate of plasticity. *Journal of Applied Mathematics and Mechanics*, 25(3):746–752, 1961.
- A. Kadić. Aspects of Cauchy elastic materials. *International Journal of Engineering Science*, 18(6):841–846, 1980.
- E. Kanso, M. Arroyo, Y. Tong, A. Yavari, J. G. Marsden, and M. Desbrun. On the geometric character of stress in continuum mechanics. *Zeitschrift für angewandte Mathematik und Physik*, 58:843–856, 2007.
- R. King-Smith and D. Vanderbilt. Theory of polarization of crystalline solids. *Physical Review B*, 47(3):1651, 1993.
- O. N. Kirillov. *Nonconservative Stability Problems of Modern Physics*, volume 14. Walter de Gruyter GmbH & Co KG, 2021.
- W. W. Klingbeil and R. T. Shield. On a class of solutions in plane finite elasticity. *Zeitschrift für angewandte Mathematik und Physik ZAMP*, 17(4):489–511, 1966.
- W. T. Koiter. Unrealistic follower forces. *Journal of Sound and Vibration*, 194(4):636, 1996.
- V. Kondaurov and L. Nikitin. Finite strains of viscoelastic muscle tissue. *Journal of Applied Mathematics and Mechanics*, 51(3):346–353, 1987.
- K. Kondo. A proposal of a new theory concerning the yielding of materials based on Riemannian geometry. *The Journal of the Japan Society of Aeronautical Engineering*, 2(8):29–31, 1949.
- K. Kondo. On the dislocation, the group of holonomy and the theory of yielding. *Journal of the Society of Applied Mechanics of Japan*, 3(17):107–110, 1950.
- K. Kondo. Geometry of elastic deformation and incompatibility. *Memoirs of the Unifying Study of the Basic Problems in Engineering Science by Means of Geometry*, 1:5–17, 1955a.
- K. Kondo. Non-Riemannian geometry of imperfect crystals from a macroscopic viewpoint. *Memoirs of the Unifying Study of the Basic Problems in Engineering Science by Means of Geometry*, 1:6–17, 1955b.



- R. Krechetnikov and J. E. Marsden. On destabilizing effects of two fundamental non-conservative forces. *Physica D: Nonlinear Phenomena*, 214(1):25–32, 2006.
- E. Kröner. Allgemeine kontinuumstheorie der versetzungen und eigenspannungen. *Archive for Rational Mechanics and Analysis*, 4(1):273–334, 1959.
- E. Kuhl and A. Goriely. I too i2: A new class of hyperelastic isotropic incompressible models based solely on the second invariant. *Journal of the Mechanics and Physics of Solids*, 188:105670, 2024.
- E. Lee and D. Liu. Finite-strain elastic-plastic theory with application to plane-wave analysis. *Journal of Applied Physics*, 38(1):19–27, 1967.
- E. H. Lee. Elastic-plastic deformation at finite strains. *Journal of Applied Mechanics*, 36(1):1–6, 1969.
- A. I. Leonov. On the conditions of potentiality in finite elasticity and hypo-elasticity. *International Journal of Solids and Structures*, 37(18):2565–2576, 2000.
- M. Levi. Geometric phases in the motion of rigid bodies. *Archive for Rational Mechanics and Analysis*, 122(3):213–229, 1993.
- I. Liu. On representations of anisotropic invariants. *International Journal of Engineering Science*, 20(10):1099–1109, 1982.
- J. Lu and P. Papadopoulos. A covariant constitutive description of anisotropic non-linear elasticity. *Zeitschrift für Angewandte Mathematik und Physik*, 51(2):204–217, 2000a.
- J. Lu and P. Papadopoulos. A covariant constitutive description of anisotropic non-linear elasticity. *Zeitschrift für Angewandte Mathematik und Physik (ZAMP)*, 51(2):204–217, 2000b.
- J. E. Marsden and T. J. R. Hughes. *Mathematical Foundations of Elasticity*. Citeseer, 1983.
- A. L. Mazzucato and L. V. Rachele. Partial uniqueness and obstruction to uniqueness in inverse problems for anisotropic elastic media. *Journal of Elasticity*, 83(3):205–245, 2006.
- R. D. Mindlin. Micro-structure in linear elasticity. *Archive for Rational Mechanics and Analysis*, 16(1):51–78, 1964.
- R. D. Mindlin and H. F. Tiersten. Effects of couple-stresses in linear elasticity. *Archive for Rational Mechanics and Analysis*, 11(1):415–448, 1962.
- R. Montgomery. The connection whose holonomy is the classical adiabatic angles of Hannay and Berry and its generalization to the non-integrable case. *Communications in mathematical physics*, 120(2):269–294, 1988.
- R. Montgomery. How much does the rigid body rotate? A Berry’s phase from the 18th century. *American Journal of Physics*, 59(5):394–398, 1991.
- A. J. A. Morgan. Some properties of media defined by constitutive equations in implicit form. *International Journal of Engineering Science*, 4(2):155–178, 1966.
- R. Mrugała. Geometrical formulation of equilibrium phenomenological thermodynamics. *Reports on Mathematical Physics*, 14(3):419–427, 1978.
- L. Mullins. Effect of stretching on the properties of rubber. *Rubber Chemistry and Technology*, 21(2):281–300, 1948.
- L. Mullins. Softening of rubber by deformation. *Rubber Chemistry and Technology*, 42(1):339–362, 1969.
- S. Nemat-Nasser. On nonequilibrium thermodynamics of continua. In S. Nemat-Nasser, editor, *Mechanics Today*, volume 2, pages 94–158. Pergamon Press, 1975.

- W. Noll. On the continuity of the solid and fluid states. *Journal of Rational Mechanics and Analysis*, 4: 3–81, 1955.
- R. W. Ogden. *Non-Linear Elastic Deformations*. Dover, 1984.
- R. W. Ogden and D. G. Roxburgh. A pseudo-elastic model for the mullins effect in filled rubber. *Proceedings of the Royal Society of London A*, 455(1988):2861–2877, 1999.
- E. Orowan. Über eine art gitterstörung, die einen kristall plastisch machen könnte. *Zeitschrift für Physik*, 89(9-10):605–613, 614–633, 634–659, 1934.
- N. I. Ostrosablin. Symmetry classes of the anisotropy tensors of quasielastic materials and a generalized Kelvin approach. *Journal of Applied Mechanics and Technical Physics*, 58:469–488, 2017.
- S. Pancharatnam. Generalized theory of interference, and its applications. *Proceedings of the Indian Academy of Sciences - Section A*, 44(5):247–262, 1956.
- A. V. Panfilov, R. Keldermann, and M. Nash. Self-organized pacemakers in a coupled reaction-diffusion-mechanics system. *Physical Review Letters*, 95(25):258104, 2005.
- P. Pathmanathan, S. Chapman, D. Gavaghan, and J. Whiteley. Cardiac electromechanics: The effect of contraction model on the mathematical problem and accuracy of the numerical scheme. *The Quarterly Journal of Mechanics & Applied Mathematics*, 63(3):375–399, 2010.
- A. Pflüger. *Stabilitätsprobleme der Elastostatik*. Springer, Berlin-Göttingen-Heidelberg, 1950.
- A. Pflüger. Zur stabilität des tangential gedrückten stabes. *Zeitschrift für Angewandte Mathematik und Mechanik*, 35(5):191–191, 1955.
- P. Podio-Guidugli and E. Virga. Transversely isotropic elasticity tensors. *Proceedings of the Royal Society of London A*, 411(1840):85–93, 1987.
- L. Pogliani and M. N. Berberan-Santos. Constantin carathéodory and the axiomatic thermodynamics. *Journal of Mathematical Chemistry*, 28:313–324, 2000.
- M. Polanyi. Über eine art gitterstörung, die einen kristall plastisch machen könnte. *Zeitschrift für Physik*, 89(9-10):660–664, 1934.
- A. Rachev and K. Hayashi. Theoretical study of the effects of vascular smooth muscle contraction on strain and stress distributions in arteries. *Annals of Biomedical Engineering*, 27:459–468, 1999.
- K. Rajagopal and A. R. Srinivasa. On the response of non-dissipative solids. *Proceedings of the Royal Society A*, 463(2078):357–367, 2007.
- K. R. Rajagopal. On implicit constitutive theories. *Applications of Mathematics*, 48:279–319, 2003.
- K. R. Rajagopal. The elasticity of elasticity. *Zeitschrift für angewandte Mathematik und Physik*, 58:309–317, 2007.
- K. R. Rajagopal. Conspectus of concepts of elasticity. *Mathematics and Mechanics of Solids*, 16(5):536–562, 2011.
- M. Reiner. Elasticity beyond the elastic limit. *American Journal of Mathematics*, 70(2):433–446, 1948.
- R. Resta. Macroscopic electric polarization as a geometric quantum phase. *Europhysics Letters*, 22(2):133, 1993.
- R. S. Rivlin. Reflections on certain aspects of themomechanics. In *Contributi del Centro Linceo Interdisciplinare di Scienze Matematiche e loro Applicazioni*, pages 11–43. 1986.

- R. S. Rivlin and J. L. Ericksen. Stress-deformation relations for isotropic materials. *Journal of Rational Mechanics and Analysis*, 4:323–425, 1955.
- R. S. Rivlin and D. W. Saunders. Large elastic deformations of isotropic materials VII. Experiments on the deformation of rubber. *Philosophical Transactions of the Royal Society of London A*, 243(865):251–288, 1951.
- T. G. Rogers and A. C. Pipkin. Asymmetric relaxation and compliance matrices in linear viscoelasticity. *Zeitschrift für angewandte Mathematik und Physik*, 14(4):334–343, 1963.
- P. Rosakis and A. J. Rosakis. The screw dislocation problem in incompressible finite elastostatics - A discussion of nonlinear effects. *Journal of Elasticity*, 20(1):3–40, 1988.
- G. Saccomandi. Universal solutions and relations in finite elasticity. In *Topics in finite elasticity*, pages 95–130. Springer, 2001.
- S. Sadik and A. Yavari. On the origins of the idea of the multiplicative decomposition of the deformation gradient. *Mathematics and Mechanics of Solids*, 22(4):771–772, 2017.
- S. Sadik and A. Yavari. Nonlinear anisotropic viscoelasticity. *Journal of the Mechanics and Physics of Solids*, 182:105461, 2024.
- C. Scheibner, A. Souslov, D. Banerjee, P. Surówka, W. T. Irvine, and V. Vitelli. Odd elasticity. *Nature Physics*, 16(4):475–480, 2020.
- J. Serrin. *New Perspectives in Thermodynamics*. Springer Science & Business Media, 2012.
- A. Shapere and F. Wilczek. Self-propulsion at low Reynolds number. *Physical Review Letters*, 58(20):2051, 1987.
- L. S. Shu and E. T. Onat. On anisotropic linear viscoelastic solids. In *Mechanics and Chemistry of Solid Propellants*, pages 203–215. Elsevier, 1967.
- M. Silhavy. *The mechanics and Thermodynamics of Continuous Media*. Springer Science & Business Media, 2013.
- J. C. Simo and J. E. Marsden. Stress tensors, Riemannian metrics and the alternative descriptions in elasticity. In *Trends and Applications of Pure Mathematics to Mechanics*, pages 369–383. Springer, 1984.
- B. Simon. Holonomy, the quantum adiabatic theorem, and Berry’s phase. *Physical Review Letters*, 51(24):2167, 1983.
- M. Singh and A. C. Pipkin. Note on Ericksen’s problem. *Zeitschrift für angewandte Mathematik und Physik ZAMP*, 16(5):706–709, 1965.
- A. Spencer. George Green and the foundations of the theory of elasticity. *Journal of Engineering Mathematics*, 95(1):5–6, 2015.
- A. J. M. Spencer. Part III. Theory of Invariants. *Continuum Physics*, 1:239–353, 1971.
- A. J. M. Spencer. The formulation of constitutive equation for anisotropic solids. In *Mechanical Behavior of Anisotropic Solids/Comportment Mécanique des Solides Anisotropes*, pages 3–26. Springer, 1982.
- E. Sternberg and J. K. Knowles. On the existence of an elastic potential for a simple material without memory. *Archive for Rational Mechanics and Analysis*, 70(1):19–30, 1979.
- S. Sternberg. *Lectures on Differential Geometry*, volume 316. American Mathematical Soc., 1999.
- S. Sternberg. *Curvature in Mathematics and Physics*. Courier Corporation, 2013.

- R. Stojanović. *Recent Developments in the Theory of Polar Continua*. Springer, 1970.
- E. Suhubi. *Exterior Analysis: Using Applications of Differential Forms*. Elsevier, 2013.
- G. I. Taylor. The mechanism of plastic deformation of crystals. Part I.— Theoretical. *Proceedings of the Royal Society of London A*, 145(855):362–387, 1934.
- T. C. T. Ting. Generalized Cowin–Mehrabadi theorems and a direct proof that the number of linear elastic symmetries is eight. *International Journal of Solids and Structures*, 40(25):7129–7142, 2003.
- R. A. Toupin. Elastic materials with couple-stresses. *Archive for Rational Mechanics and Analysis*, 11(1):385–414, 1962.
- R. A. Toupin. Theories of elasticity with couple-stress. *Archive for Rational Mechanics and Analysis*, 17(2):85–112, 1964.
- C. Truesdell. The mechanical foundations of elasticity and fluid dynamics. *Journal of Rational Mechanics and Analysis*, 1(1):125–300, 1952.
- C. Truesdell. The physical components of vectors and tensors. *Zeitschrift für Angewandte Mathematik und Mechanik*, 33(10-11):345–356, 1953.
- C. Truesdell. Second-order theory of wave propagation in isotropic elastic materials. In M. Reiner and D. Abir, editors, *Second-order Effects in Elasticity, Plasticity and Fluid Dynamics: International Symposium, Haifa, Israel, April 23-27, 1962*, pages 187–199. MacMillan & Co, 1964.
- C. Truesdell. *The Elements of Continuum Mechanics*, chapter Work Theorems in Hyperelasticity, pages 190–196. Springer, Berlin, Heidelberg, 1966.
- C. Truesdell and W. Noll. *The Non-Linear Field Theories of Mechanics*. Springer, 2004.
- C. A. Truesdell. Cauchy and the modern mechanics of continua. *Revue d'histoire des sciences*, pages 5–24, 1992.
- K. Valanis. Irreversibility and existence of entropy. *International Journal of Non-Linear Mechanics*, 6(3):337–360, 1971.
- D. Vanderbilt. *Berry Phases in Electronic Structure Theory: Electric Polarization, Orbital Magnetization and Topological Insulators*. Cambridge University Press, 2018.
- D. Vanderbilt and R. King-Smith. Electric polarization as a bulk quantity and its relation to surface charge. *Physical Review B*, 48(7):4442, 1993.
- V. Volterra. Sur l'équilibre des corps élastiques multiplement connexes. In *Annales scientifiques de l'École normale supérieure*, volume 24, pages 401–517, 1907.
- C. C. Wang. On representations for isotropic functions: Part I. Isotropic functions of symmetric tensors and vectors. *Archive for Rational Mechanics and Analysis*, 33:249–267, 1969.
- C.-C. Wang and C. Truesdell. *Introduction to Rational Elasticity*, volume 1. Springer Science & Business Media, 1973.
- A. Yavari. On geometric discretization of elasticity. *Journal of Mathematical Physics*, 49(2):022901, 2008.
- A. Yavari. A geometric theory of growth mechanics. *Journal of Nonlinear Science*, 20(6):781–830, 2010.
- A. Yavari. On Eshelby's inclusion problem in nonlinear anisotropic elasticity. *Journal of Micromechanics and Molecular Physics*, 6(01):2150002, 2021.

- A. Yavari. Universal deformations and inhomogeneities in isotropic Cauchy elasticity. *Proceedings of the Royal Society A*, 480(7):20240229, 2024.
- A. Yavari and A. Golgoon. Nonlinear and linear elastodynamic transformation cloaking. *Archive for Rational Mechanics and Analysis*, 234:211–316, 2019.
- A. Yavari and A. Goriely. Riemann–Cartan geometry of nonlinear dislocation mechanics. *Archive for Rational Mechanics and Analysis*, 205(1):59–118, 2012a.
- A. Yavari and A. Goriely. Weyl geometry and the nonlinear mechanics of distributed point defects. *Proceedings of the Royal Society A*, 468(2148):3902–3922, 2012b.
- A. Yavari and A. Goriely. Riemann–Cartan geometry of nonlinear disclination mechanics. *Mathematics and Mechanics of Solids*, 18(1):91–102, 2013a.
- A. Yavari and A. Goriely. Nonlinear elastic inclusions in isotropic solids. *Proc. R. Soc. A*, 469(2160):20130415, 2013b.
- A. Yavari and A. Goriely. The geometry of discombinations and its applications to semi-inverse problems in anelasticity. *Proceedings of the Royal Society A*, 470(2169):20140403, 2014.
- A. Yavari and A. Goriely. On the stress singularities generated by anisotropic eigenstrains and the hydrostatic stress due to annular inhomogeneities. *Journal of the Mechanics and Physics of Solids*, 76:325–337, 2015a.
- A. Yavari and A. Goriely. The twist-fit problem: Finite torsional and shear eigenstrains in nonlinear elastic solids. *Proceedings of the Royal Society of London A*, 471(2183), 2015b.
- A. Yavari and J. E. Marsden. Covariant balance laws in continua with microstructure. *Reports on Mathematical Physics*, 63(1):1–42, 2009a.
- A. Yavari and J. E. Marsden. Energy balance invariance for interacting particle systems. *Zeitschrift für Angewandte Mathematik und Physik*, 60(4):723–738, 2009b.
- A. Yavari and A. Ozakin. Covariance in linearized elasticity. *Zeitschrift für Angewandte Mathematik und Physik*, 59(6):1081–1110, 2008.
- A. Yavari and D. Sfyris. Universal displacements in anisotropic linear Cauchy elasticity. *Journal of Elasticity*, 157(1):1–15, 2025.
- A. Yavari and F. Sozio. On the direct and reverse multiplicative decompositions of deformation gradient in nonlinear anisotropic anelasticity. *Journal of the Mechanics and Physics of Solids*, 170:105101, 2023.
- A. Yavari, J. E. Marsden, and M. Ortiz. On spatial and material covariant balance laws in elasticity. *Journal of Mathematical Physics*, 47(4):042903, 2006a.
- A. Yavari, J. E. Marsden, and M. Ortiz. On the spatial and material covariant balance laws in elasticity. *Journal of Mathematical Physics*, 47:85–112, 2006b.
- A. Yavari, A. Ozakin, and S. Sadik. Nonlinear elasticity in a deforming ambient space. *Journal of Nonlinear Science*, pages 1–42, 2016.
- H. Yong-Zhong and G. Del Piero. On the completeness of the crystallographic symmetries in the description of the symmetries of the elastic tensor. *Journal of Elasticity*, 25:203–246, 1991.
- Q. S. Zheng. Theory of representations for tensor functions. *Applied Mechanics Reviews*, 47(11):545–587, 1994.
- Q.-S. Zheng and A. J. M. Spencer. Tensors which characterize anisotropies. *International Journal of Engineering Science*, 31(5):679–693, 1993.

- V. P. Zhuravlev. Analysis of the structure of generalized forces in the Lagrange equations. *Mechanics of Solids*, 43(6):837–842, 2008.
- H. Ziegler. Die stabilitätskriterien der elastomechanik. *Ingenieur-Archiv*, 20(1):49–56, 1952.
- H. Ziegler. Linear elastic stability: A critical analysis of methods. *Zeitschrift für angewandte Mathematik und Physik*, 4(3):167–185, 1953.
- H. Ziegler. *Principles of Structural Stability*. Springer, Basel, 1977.
- L. M. Zubov. *Nonlinear Theory of Dislocations and Disclinations in Elastic Bodies*, volume 47. Springer Science & Business Media, 1997.