

Chained Tuning Leads to Biased Forgetting

Megan Ung, Alicia Sun, Samuel J. Bell, Bhaktipriya Radharapu,
Levent Sagun, Adina Williams

Meta FAIR,

{meganu, aliciasun, sjbell, bhakti, leventsagun, adinawilliams}@meta.com

Abstract

Large language models (LLMs) are often fine-tuned for use on downstream tasks, though this can degrade capabilities learned during previous training. This phenomenon, often referred to as catastrophic forgetting, has important potential implications for the safety of deployed models. In this work, we first show that models trained on downstream tasks forget their safety tuning to a greater extent than models trained in the opposite order. Second, we show that forgetting disproportionately impacts safety information about certain groups. To quantify this phenomenon, we define a new metric we term *biased forgetting*. We conduct a systematic evaluation of the effects of task ordering on forgetting and apply mitigations that can help the model recover from the forgetting observed. We hope our findings can better inform methods for chaining the finetuning of LLMs in continual learning settings to enable training of safer and less toxic models.

1 Introduction

Catastrophic forgetting—the loss of information gained in earlier rounds of training as a consequence of subsequent rounds of training (McCloskey and Cohen, 1989; Ratcliff, 1990)—can pose a challenge in the context of ML model development (Goodfellow et al., 2014; Kirkpatrick et al., 2016; Kemker et al., 2018). Recent works have also found evidence of catastrophic forgetting in the context of large language models (LLMs) (Kotha et al., 2023; Luo et al., 2023; Razdaibiedina et al., 2023; Li and Lee, 2024). While finetuning with methods such as reinforcement learning from human feedback and instruction-tuning have been shown to be helpful for guiding models towards generating more desirable outputs (Bai et al., 2022), LLMs can still be brittle when finetuned on subsequent tasks. For example, previous work has shown that adversarial testing or red teaming can

bypass safety mechanisms (Perez et al., 2022), and safety metrics can degrade even when the model is subsequently fine tuned on benign downstream tasks (Qi et al., 2023).

Despite empirical observations of catastrophic forgetting, it remains unclear which post-training recipes can lead to forgetting. In this paper, we study how different finetuning regimes, including task ordering and learning rate, influence the severity of catastrophic forgetting. Specifically, we investigate a new sub-phenomenon of catastrophic forgetting that we call **biased forgetting**, whereby model performance degrades disproportionately for safety-related tasks, or for specific demographic groups, and propose a simple metric to quantify it. Empirically, we found that the order of finetuning on different tasks matters: safety/bias task are more prone to forgetting when subsequently finetuned with a capability task as compared to the other order. We hypothesized that certain tasks may be more prone to forgetting due to the width of the minima obtained the end of training, and empirically observed that safety tasks converged to sharper minima. Based on these observations, we explored two approaches for mitigating biased forgetting: determining task ordering using first task loss curvature, and retraining using a small portion of the forgotten task.

We hope these findings provide empirical guidelines for optimizing the finetuning process of LLMs to mitigate biased forgetting, and encourage more careful investigation into the causes of biased forgetting in LLM training.

2 Background

Under current, field-standard practice, the finetuning of LLMs is “chained”, i.e., LLMs generally undergo multiple subsequent phases of finetuning, taking place sequentially, in the manner of continual learning (Wang et al., 2024). We broadly cate-

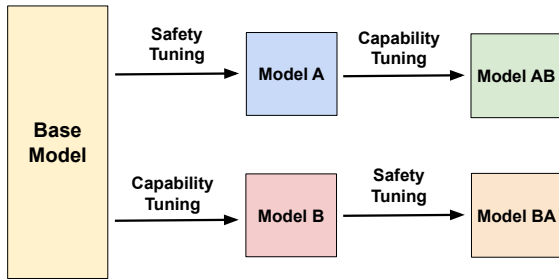


Figure 1: Task ordering experimental set up. Finetuning on a safety task first and then a capability task, and vice versa.

gorize finetuning as being either *capability tuning* or *safety tuning* depending on its primary intended purpose. In capability tuning, the model is tuned to improve its performance on some pre-specified task, such as scientific reasoning or factual question answering. In safety tuning, the LLM is finetuned to generate responses that are deemed safer, less biased, less toxic, or generally less harmful.¹

To measure the disparity of forgetting, we define a new metric called *biased forgetting* which measures the difference between the average and group forgetting across demographics. We investigate the effect of biased forgetting in controlled settings, keeping all other things equal in order to isolate the contributions of each LLM training decision. A controlled setting will enable us to better understand which design decisions impact the amount of biased forgetting, and determine how best to target mitigations. In particular, we focus here on the order of finetuning, the methods for finetuning, and the effect of different learning rate and batch size on forgetting and biased forgetting.

With respect to tuning order, we adhere to the following approach to training LLMs, which involves two stages: (1) the pretraining stage where the model is trained to encode general-purpose representations via self-supervised learning on a large unlabeled text corpus, (2) the finetuning stage(s) where the model is trained on one or more smaller scale datasets in sequence, often with supervision to make the model more aligned to downstream tasks (via supervised finetuning) or human preferences (via reinforcement learning approaches). While safety tuning may be performed in-house

¹While there can be reasonable debate over what is and is not considered safer, biased, toxic or harmful, our goal is to demonstrate that the order of finetuning tasks when training LLMs negatively affects the forgetting of bias and safety tasks more than for capability tasks.

by the original LLM developer as part of a model release process (Touvron et al., 2023; Anthropic, 2024), capability tuning may also be performed “downstream” by a third-party, accessing open-source weights and performing additional rounds of finetuning to adapt the model to their specific needs. Because this is a general use case for many openly available LLMs, understanding the effects of such downstream capability tuning on the upstream safety tuning is a primary motivation for our work. In particular, we would like to determine how much the upstream safety tuning is affected by downstream capability tuning. To do so, we explore the ordering of tasks in a controlled setting, holding data size constant.

In summary, we analyze the consequences of two main LLM training decisions on biased forgetting in a chained tuning, continual learning setting.

- Task ordering (§4.1): We explore how the sequence in which tasks are presented affects the retention of previously learned information. We experiment with two sequences as in Figure 1: (1) Task A is the capability task and Task B is the safety task, (2) Task A is the safety task and Task B is the capability task.
- Initial task learning paradigm (§4.4): We vary the learning rate of both the first task and the second task to better understand the consequences of training hyper-parameter decisions on (biased) forgetting.

3 Chained Tuning

3.1 Experimental Setup

In this work, we use the state-of-the-art pre-trained large language model, LLaMa-v2 (Touvron et al., 2023), as it is openly available and will enable our results to be reproduced. We use the LLaMa-v2 7B pre-trained model as our base model, as opposed to a chat-optimized version, because query refusal could impede our ability to characterize the effect of chaining finetuning and other finetuning hyperparameter decisions.

Following standard practice in supervised finetuning, we use AdamW optimizer (Loshchilov and Hutter, 2017) with $\beta_1 = 0.9$ and $\beta_2 = 0.95$. We use a linear learning rate scheduler with a weight decay of 0.1 and without any warmup steps. We use a sequence length of 2048, and finetuning for 100 optimization steps. We repeat each experiment three times with different random seeds, and report

the average accuracy. For sequential tuning, we pick the best model for the first task, and use it as the baseline model for the second task. Unless otherwise noted, we report the majority of our results using learning rate of $1e^{-5}$ and batch size of 16 for ordering and tuning methods.

3.2 Tasks and Datasets

To isolate the effect of task template and style, we reformat most of our tasks into QA format and fine-tune the model using instruction tuning. This enables maximal comparability across capability and safety tasks. We append an instruction to the front of each prompt, where the instruction is shown in Appendix §8.2. We sub-sample all dataset to have the same number of examples (2261). We also use random stratified sampling to ensure same number of examples from each demographic group and each label class.

Capability Tasks. We use three capability tasks: (1) AI2 Reasoning Challenge (ARC) dataset (Clark et al., 2018), (2) CommonsenseQA (CQA) dataset (Talmor et al., 2019), and (3) CommonsenseQA 2.0 (CQA2) (Talmor et al., 2021).

ARC contains grade-school science questions where each question has 4 choices. We use the ARC easy set for finetuning (referring to it as ‘ARC’ from here on, unless otherwise specified). CQA is a dataset for commonsense question answering dataset, where each question has 5 choices. CQA2 is a recent challenging QA dataset collected with a model-in-the-loop approach, and each question is binary with only yes/no choices. All of the capability tasks are finetuned and evaluated on restricted output space, where the model responds with "The correct answer is [answer_letter]" given the question and choices.

Safety and Bias Tasks. While there are many existing safety datasets that could be used to explore the phenomenon of biased forgetting, we focus three safety tasks that are standard in the field and encode different operationalizations of safety: (1) ToxiGen (Hartvigsen et al., 2022), (2) Bias Benchmark for QA (BBQ, Parrish et al. 2022), and (3) SaFeRDialogues (Ung et al., 2022).

The ToxiGen dataset contains both toxic and benign statements about 13 demographic groups. For ToxiGen, we use the revised dataset (“v2”) from (Hosseini et al., 2023) that builds on the original ToxiGen dataset and reduces noise by filtering out sentences for which annotators disagree on

the target demographic group. We recast ToxiGen into QA format, which we denote as ToxiGenQA, and the model is trained to respond with [This is toxic/not toxic] given a prompt.

The Bias Benchmark for QA dataset (BBQ; Parrish et al. 2022) contains expert-written questions meant to emphasize and identify model social biases against people belonging to specific demographic groups. The dataset has 9 demographic groups and each question comes with either an ambiguous context (correct answer unknown) or a disambiguated context, where the disambiguated context provides additional information that is necessary to answer the question. We construct the training dataset with examples from BBQ’s human validation sub-dataset, and fill the rest with the provided templated examples. We ensure an even split across all the social groups, and balance between disambiguated and ambiguous questions within each group.

SaFeRDialogues dataset (Ung et al., 2022) containing safety failures, feedback, and graceful responses. To investigate if task format affects forgetting, we format SaFeRDialogues as a generative task with unlimited output space. To determine whether model responses can be deemed ‘safe’, we evaluate the model’s outputs using the ToxiGen classifier (Hartvigsen et al., 2022) tuned on RoBERTa (Liu et al., 2019) to score continuations given the safety failures prompts².

Evaluation Metrics. To quantify the amount of forgetting we observe, we propose the following metrics. These metrics will enable us to track the impact of forgetting overall, and elucidate disparate impact, if any, on particular demographic groups. Let θ_A^* be a model tuned on task A only, and let θ_{AB}^* be a model tuned sequentially on task A followed by task B . Then, we define forgetting for task A as difference in task A performance after training on task B ,

$$\text{Forgetting}_{AB} = \text{Acc}_A(\theta_A^*) - \text{Acc}_A(\theta_{AB}^*), \quad (1)$$

where $\text{Acc}_i(\cdot)$ is task i accuracy. As both BBQ and ToxiGen are equipped with group information, we can evaluate group-disaggregated performance throughout tuning. We define the per-group forgetting as

$$\text{Forgetting}_{A,g} = \text{Acc}_A(\theta_A^*, g) - \text{Acc}_A(\theta_{AB}^*, g),$$

²see footnote 1

where $Acc_i(\cdot, g)$ is the accuracy for samples in group g on task i . We additionally report worst group (WG) forgetting, which indicates the highest level of forgetting of a single group, $\max_g \{\text{Forgetting}_{A,g}\}$. In some cases, we calculate and report *relative* forgetting where

$$\text{RelativeForgetting}_{AB} = \frac{\text{Forgetting}_{AB}}{Acc_A(\theta_A^*, g)}$$

Finally, we define *biased forgetting* as the gap between the per-group forgetting for group g on task A and the overall forgetting on task A , as

$$\text{BiasedForgetting}_{A,g} = \text{Forgetting}_{A,g} - \text{Forgetting}_A. \quad (2)$$

While we typically report the *maximum* BiasedForgetting (i.e., the gap between the worst-group and the overall) in our experiments below, this metric is flexible and can be adapted to cover an arbitrary number of worst-groups as needed.

4 Results

4.1 Task order matters

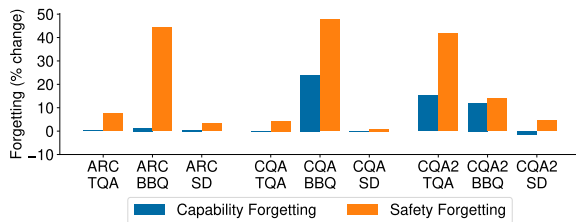


Figure 2: Relative Forgetting (%) of the capability task and the safety task for each pair of tasks. Overall, there is more forgetting of the safety task (orange) than forgetting of the capability task (blue).

We observe more forgetting on the first task when it is a safety task (ToxiGenQA, BBQ, SaFeR-Dialogues) compared to when it is capability task (ARC, CQA, CQA2) with supervised finetuning, as shown in Figure 2. We observe that this finding is consistent across different learning rates, as shown in Appendix-Figure 8. Interestingly, finetuning on safety tasks *after* finetuning on capability tasks does not necessarily lead to catastrophic forgetting on the capability tasks (we even observe some negative Forgetting_{cap} in Table 1). In our case, capability task performance is largely maintained despite later safety tuning. We hypothesize that this could be due to task similarity. Some pairs of tasks are both in QA format, allowing the model to maintain the consistent response style learned during

the first task. Additionally, we observe that Safer-Dialogues suffers from less forgetting compared to the other safety tasks in Table 1. We believe this is due to several differences, as the task itself is a generation task and not in QA format like the other tasks used and the evaluation method for this task is dependent on the performance of the classifier used. This finding underscores the importance of task ordering and format similarity in sequential finetuning.

4.2 Forgetting is unevenly distributed

We observe varying degrees of biased forgetting when comparing demographic groups in safety tasks after finetuning on a safety task (ToxiGenQA and BBQ) and then finetuning on a capability task (ARC, CQA, and CQA2) in Figure 3. All pairs of chained tuning tasks suffer from Biased Forgetting, with the largest observed Biased Forgetting at 10.09 when the model is finetuned on ToxiGenQA and then finetuned on CommonSenseQA 2. We plot the corresponding biased forgetting by group results for ToxiGenQA in Figure 9 and BBQ in Figure 10. In Figure 3a, Figure 3b, and Figure 3c, we see that ‘Muslim’ is the top group that suffers from the most forgetting after the model is finetuned on a capability task. We also observe that along with the ‘Muslim’ group, ‘Jewish’ and ‘Native American’ groups are also present in the top 5 (out of 13) groups that suffer from the most forgetting after finetuning on various capability tasks. We use Kendall’s tau-b correlation coefficient, which is a non-parametric test based on ranks, to assess the relationship between the biased forgetting of groups after finetuning on different capability tasks. We find a reasonably consistent ranking of groups between TQA \rightarrow ARC and TQA \rightarrow CQA (Kendall’s tau = 0.69) and between TQA \rightarrow ARC and TQA \rightarrow CQA2 (Kendall’s tau = 0.46). For the 3 task pairs where we finetune on BBQ and then a capability task (Figure 3d, Figure 3e, and Figure 3f), we see some more variation in the ordering though also notice that ‘Age’ and ‘Disability Status’ groups stay in the top 4 (of 9), and SES and ‘Religion’ groups stay in the bottom 4. We also find a reasonably consistent ranking of groups between BBQ \rightarrow ARC and BBQ \rightarrow CQA2 (Kendall’s tau = 0.72). We notice slightly more variation of ordering of the forgetting by groups in BBQ than in ToxiGenQA task pairs which may be due to the reasoning ability required of the BBQ task which we discuss more in Appendix §8.1.

Capability	Safety	Capability→Safety			Safety→Capability		
		Acc _{cap}	Acc _{safety}	Forgetting _{cap}	Acc _{cap}	Acc _{safety}	Forgetting _{safety}
ARC	TQA	77.11	90.79	0.1	75.15	84.29	6.87
	BBQ	76.19	97.65	1.02	77.64	54.56	43.45
	SD	76.83	98.10	0.38	75.95	94.25	3.21
CQA	TQA	70.32	90.38	-0.05	72.81	87.18	3.98
	BBQ	53.4	97.75	16.87	71.32	51.16	46.85
	SD	70.3	96.7	-0.03	70.02	96.62	0.84
CQA2	TQA	51.79	91.04	9.29	60.60	53.11	38.05
	BBQ	53.71	98.18	7.37	59.43	84.49	13.52
	SD	62.08	98.73	-1.00	60.17	93.10	4.36

Table 1: Task performance (accuracy %) and forgetting when tuning in different order (capability task→safety task vs safety task→capability task). Forgetting is measured with respect to the performance change on a task before and after fine-tuning on another task. In this experiment, we use the same training hyper-parameters for the first and second task (learning rate $1e^{-5}$, and batch size 16).

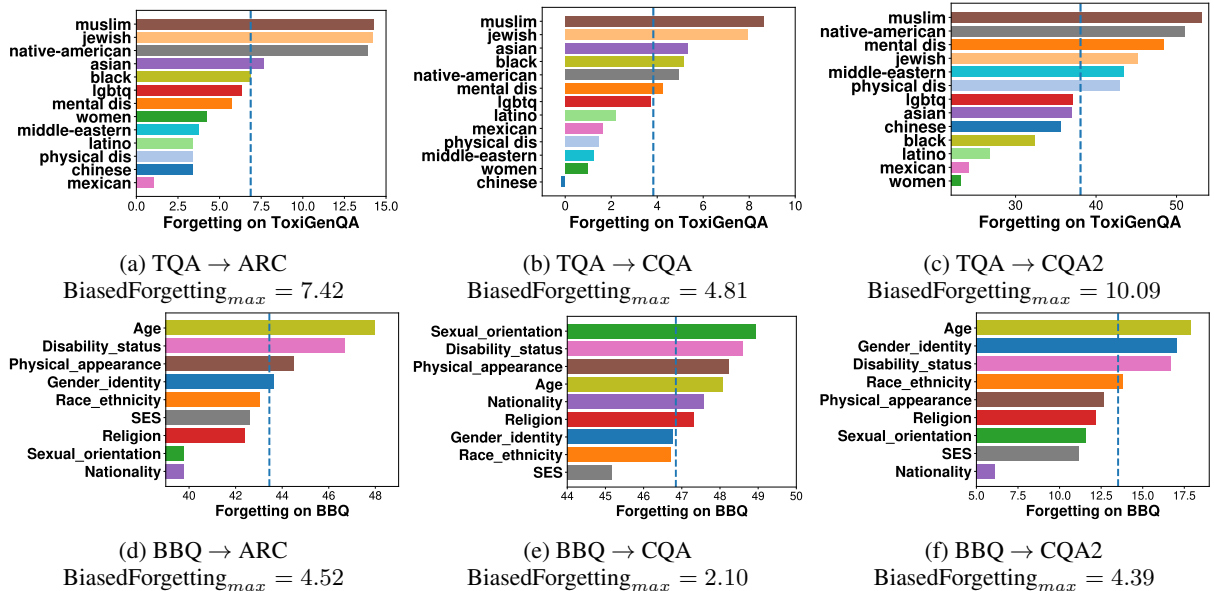


Figure 3: Forgetting by groups in ToxiGenQA (a, b, c) and BBQ (d, e, f) followed by finetuning on a capability task (ARC, CQA, CQA2). All experiments use learning rate $1e^{-5}$ and batch size 16. The blue dotted vertical line denotes the average forgetting on the safety task (TQA or BBQ).

4.3 Wide minima are less forgotten

Why are certain tasks forgotten more? Previous work has suggested a relationship between the curvature of the minima obtained at the end of training and both generalization performance (Hochreiter and Schmidhuber, 1997; Jastrzębski et al., 2018) and catastrophic forgetting (Mirzadeh et al., 2020b). Here, we investigate whether first task minima curvature can explain the effect of task ordering observed in section 4.1.

Given a model θ_{AB}^* trained sequentially on A followed by B , we follow Mirzadeh et al. (2020b)

in using a Taylor expansion to approximate the change in first task loss L_A ,

$$L_A(\theta_{AB}^*) - L_A(\theta_A^*) \approx \frac{1}{2} \Delta\theta^{*\top} H \Delta\theta^*, \quad (3)$$

where $H = \nabla^2 L_A(\theta_A^*)$ is the Hessian of the first task loss. Equation (3) relies on the assumption that the first task model θ_A^* is at, or reasonably near to, a local minima, which we validate by inspecting both training losses and the norms of gradient updates. We can then bound the change in first task loss using the magnitude of the parameter change and

the curvature of the minimum,

$$\frac{1}{2}\Delta\theta^{*\top}H\Delta\theta^* \leq \frac{1}{2}\rho(H)\|\Delta\theta^*\|^2, \quad (4)$$

where $\rho(H)$ is the spectral radius, or dominant eigenvalue, of the Hessian. Thus we see that two factors contribute to forgetting: the curvature after the first task, and the magnitude of parameter change during the second task.

We use power iteration to numerically approximate the dominant eigenvalue, making use of the Hessian-vector product trick to avoid computing the intractably large Hessian, using a modified version of a library by (Golmant et al., 2018). To improve efficiency we compute the Hessian using 50 random samples from the training set. We compute the spectral radius after tuning on the first task only, for all safety and capability tasks.

Section 4.3 shows a markedly sharper minima (i.e., larger spectral radii) for two of the three safety tasks, BBQ and ToxiGenQA, when compared with the minima obtained during capability training. This could explain why training on safety tasks first may produce greater forgetting than when training on capability tasks first. The lower curvature for SaferDialogues is in line with the results in table 1 suggesting that training in SaferDialogues leads to less forgetting than other safety tasks. In Section 4.3, we see that tasks leading to a wide minima result in significantly reduced downstream forgetting (OLS; $p \leq 0.01$; $R^2 = 0.85$). This might suggest that employing methods to bias training towards a wider minima may be beneficial in reducing safety forgetting.

4.4 Effect of learning rate

Previous work (Mirzadeh et al., 2020b) has not only observed a relationship between first task minima curvature and forgetting, but also between parameters of the training regimen and curvature. Given our results in section 4.3 showing the a correlation between curvature and downstream forgetting, we now ask what effect learning hyperparameters can have on forgetting. During finetuning, optimal hyperparameters are often selected primarily based on performance, yet these choices can have different implications for forgetting. Here, we investigate how first task and second task learning rate affect forgetting for the safety tasks.

With respect to first task learning rate, our evaluation yields an unclear picture. When varying the first task’s learning rate, as shown in Figure 5,

larger learning rate leads to less forgetting on two out of the three safety tasks (BBQ and SD). This aligns with prior work showing a larger first task learning rate results in a wider minima and reduced forgetting (Mirzadeh et al., 2020b). This trend, however, is reversed for ToxiGenQA. We hypothesize that this could be caused by a training not converging for the smallest learning rate, as indicated by the poor performance for ToxiGenQA in table 3.

In contrast, our analysis of second task learning rate does align with prior work. As expected, when increasing the second task’s learning rate as in Figure 6, there is more forgetting on the first task. This may suggest that using a low second task learning rate could be helpful for reducing forgetting, though naturally this may have consequences for overall second task performance.

5 Mitigating Forgetting

In practice, it might not always be possible to change the ordering of tasks or change the training hyper-parameters of upstream tasks. One approach to mitigate forgetting is to replay/retrain upstream examples (Rolnick et al., 2019; Scialom et al., 2022; de Masson d’Autume et al., 2019). We initially train models on a safety task, followed by the capability task, and then revisit the safety task with varying percentages of safety data. Our findings show that as little as 5% of safety data can nearly restore performance to its original level when first tuned on the safety task, with only a minor reduction in main task accuracy. In Figure 7a we see a reduction of forgetting from the second stage of finetuning (when 0% of the original safety data is used) to the third stage of finetuning (when a random 5% of the original safety data is used in the third stage of finetuning). We also observe a similar pattern in the number of optimization steps needed to restore performance in Figure 7b, where in the final stage of our experiment, the safety task was revisited with different step counts but with full access to the safety task data. We share the complete results in Appendix 9.4 and note that gains from additional data and training steps are minimal. Additionally, SaferDialogues (SD) shows improved accuracy in safety tasks after a third stage of finetuning, suggesting enhanced capability for communication in generally positive and non-harmful tones.

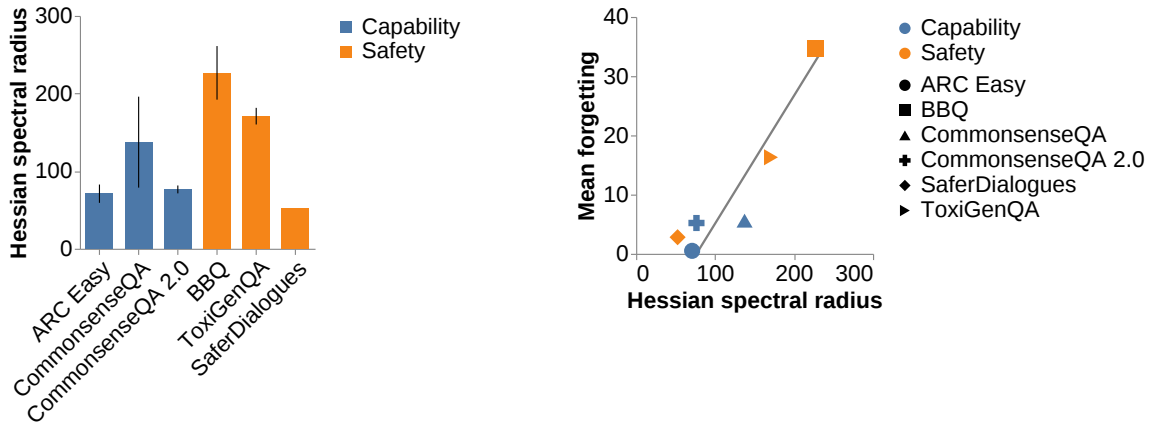


Figure 4: (a) Minima curvature (i.e. approx. spectral radius of the Hessian) obtained after training on the first task. (b) Mean downstream forgetting as a function of first task curvature. **Curvature explains a significant proportion of downstream forgetting.** Error bars are standard deviation over three training runs.

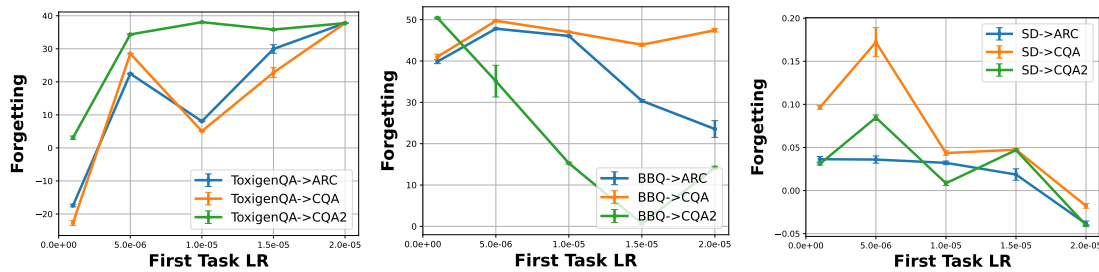


Figure 5: Forgetting when varying first task learning rate for different safety task → capability task sequence.

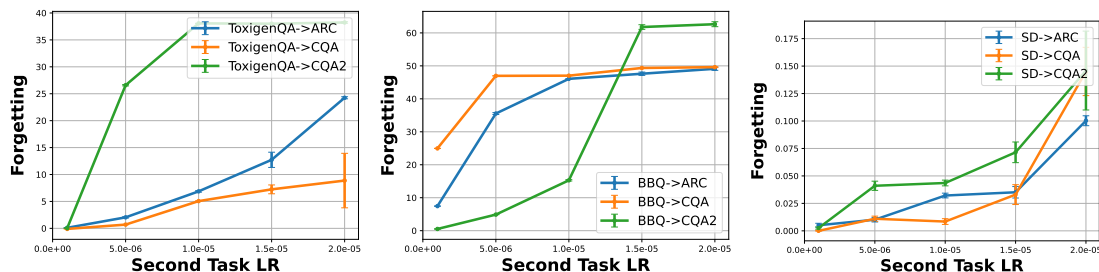


Figure 6: Forgetting when varying second task learning rate for different safety task → capability task sequence.

6 Related Works

Catastrophic Forgetting in LLMs. Catastrophic forgetting and continual learning has been long studied in machine learning (Goodfellow et al., 2014; Ramasesh et al., 2020). Proposed mitigations for catastrophic forgetting include weight regularization on subsequent tasks (Kirkpatrick et al., 2017; Zenke et al., 2017), and replay-based methods by injecting samples from previous tasks (Chaudhry et al., 2018; Lopez-Paz and Ranzato, 2017; Chaudhry et al., 2019). There is also work studying the relationship between loss pass and

curvature and forgetting (Mirzadeh et al., 2020a). Recent work has shown that large language models are susceptible to catastrophic forgetting and that forgetting can increase as model size increases (Luo et al., 2023). Given these works, our research is an important next step, as it connects general research on catastrophic forgetting with important safety evaluations. Previous studies (Bianchi et al., 2023) have attempted to align the instruction tuning stage of LLMs by incorporating a percentage of safety examples into the instruction tuning mix. Additionally, some studies have investigated the

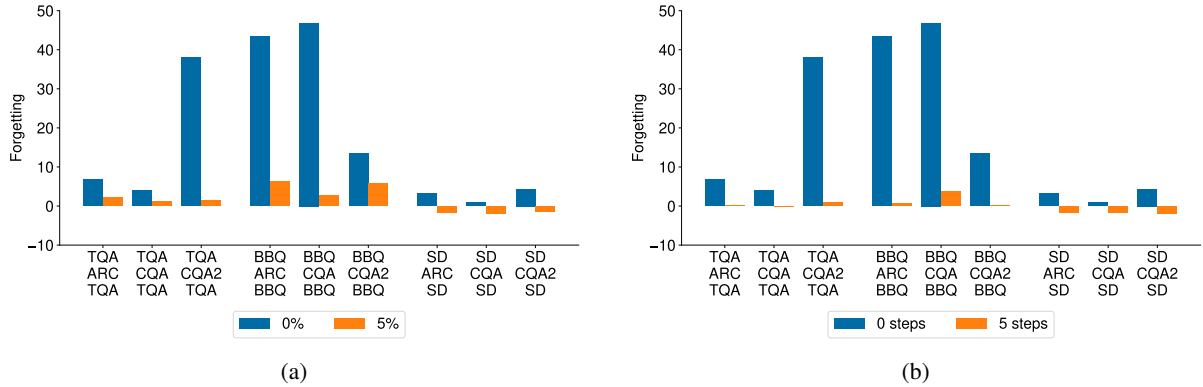


Figure 7: We perform a third stage of finetuning (Safety \rightarrow Capability \rightarrow Safety) and test the amount of data and optimisation steps needed to recover forgotten safety from the second stage. **(a)** Safety task forgetting with varying percentages of safety data in the third finetuning step, using a fixed number of steps. **(b)** Safety task forgetting with different optimisation steps during the third finetuning step, using full access to safety data.

incorporation of a mixture of safety data during the capability fine-tuning stage (Qi et al., 2023; Jan et al., 2024). However, our study is the first to investigate the effects of data rehearsal techniques in a chained fine-tuning context.

Biases and Safety of LLMs. Language models pre-trained on large corpora can contain cultural biases (Blodgett et al., 2020; Sun et al., 2019; Smith et al., 2022) and produce harmful output and contents (Gehman et al., 2020; Weidinger et al., 2021). Although LLMs are increasingly subsequently finetuned on safety and/or alignment datasets, such guardrails can be undermined through adversarial attack (Perez et al., 2022), in a continual learning setting (Qi et al., 2023), or by altering prompt and data training mix during safety tuning (Lyu et al., 2024). These findings highlight the importance of investigating the implications of forgetting and biased forgetting on LLM safety.

7 Discussion and Conclusion

We show that the order of finetuning tasks when training LLMs negatively affects the forgetting of bias and safety tasks more than for capability tasks. We test several capability tasks and safety tasks with differing learning rate settings. We introduce a new metric, Biased Forgetting, which provides insight into groups that are disproportionately forgotten more than others. For forgetting in safety tasks, we observe that certain groups repeatedly suffer from more forgetting than others regardless of what capability task is finetuned on after.

Task Similarity. The tasks we utilized play a big role in the findings of this work. In this work, we

categorize the tasks as either safety or capability though the tasks may have other similarities between each other that affect the performance and forgetting when put together in chained finetuning. For example, the BBQ task is designed to uncover biases but it does test a model’s reasoning capability which is also tested by the ARC task. Other tasks such as ToxiGenQA and CommonSenseQA 2 are similar in format as examples in each task have binary (2) choices. We see task similarity in a variety of means from task domain, the type of data (Question Answering, Multiple Choice, Number of choices, etc), and the format of the data (prompt, if the choices are enumerated by letter or number, etc).

Limitations and future directions. Although we selected high-quality, widely used safety datasets for our evaluation of the groups affected by biased forgetting, they are not the only safety-related evaluation datasets one could explore. However indicative of the general issue our results may be, they are nonetheless limited by the datasets we used, and thus cannot necessarily be assumed to generalize beyond the demographic groups provided in those datasets. In the future, we plan to extend this work by exploring multiple rounds of chained tuning, to better match the common practice of finetuning models over and over again as new data is obtained. Additionally, we plan to expand this work to capability tasks beyond question answering. Our experiments primarily focused on QA data formats and datasets because this format is most commonly used in LLMs today, but there are other formats, such as code or traditional NLP classification tasks, which are also worth exploring.

References

- Anthropic. 2024. [The Claude 3 Model Family: Opus, Sonnet, Haiku](#).
- Yuntao Bai, Andy Jones, Kamal Ndousse, Amanda Askell, Anna Chen, Nova DasSarma, Dawn Drain, Stanislav Fort, Deep Ganguli, Tom Henighan, Nicholas Joseph, Saurav Kadavath, John Kernion, Tom Conerly, Sheer El-Showk, Nelson Elhage, Zac Hatfield-Dodds, Danny Hernandez, Tristan Hume, Scott Johnston, Shauna Kravec, Liane Lovitt, Neel Nanda, Catherine Olsson, Dario Amodei, Tom B. Brown, Jack Clark, Sam McCandlish, Christopher Olah, Benjamin Mann, and Jared Kaplan. 2022. [Training a helpful and harmless assistant with reinforcement learning from human feedback](#). *ArXiv*, abs/2204.05862.
- Federico Bianchi, Mirac Suzgun, Giuseppe Attanasio, Paul Röttger, Dan Jurafsky, Tatsunori Hashimoto, and James Zou. 2023. [Safety-tuned llamas: Lessons from improving the safety of large language models that follow instructions](#). *arXiv preprint arXiv:2309.07875*.
- Su Lin Blodgett, Solon Barocas, Hal Daumé III, and Hanna Wallach. 2020. [Language \(technology\) is power: A critical survey of ‘bias’ in nlp](#). *Association for Computational Linguistics (ACL)*.
- Arslan Chaudhry, Marc’Aurelio Ranzato, Marcus Rohrbach, and Mohamed Elhoseiny. 2018. [Efficient Lifelong Learning with A-GEM](#).
- Arslan Chaudhry, Marcus Rohrbach, Mohamed Elhoseiny, Thalaiyasingam Ajanthan, Puneet K. Dokania, Philip H. S. Torr, and Marc’Aurelio Ranzato. 2019. [On Tiny Episodic Memories in Continual Learning](#). *arXiv preprint*. ArXiv:1902.10486 [cs, stat].
- Peter Clark, Isaac Cowhey, Oren Etzioni, Tushar Khot, Ashish Sabharwal, Carissa Schoenick, and Oyvind Tafjord. 2018. [Think you have solved question answering? try arc, the ai2 reasoning challenge](#). *Preprint*, arXiv:1803.05457.
- Cyprien de Masson d’Autume, Sebastian Ruder, Lingpeng Kong, and Dani Yogatama. 2019. [Episodic memory in lifelong language learning](#). In *Advances in Neural Information Processing Systems*, volume 32. Curran Associates, Inc.
- Samuel Gehman, Suchin Gururangan, Maarten Sap, Yejin Choi, and Noah A. Smith. 2020. [Realtocixityprompts: Evaluating neural toxic degeneration in language models](#). In *Proceedings of the 2020 Conference on Empirical Methods in Natural Language Processing (EMNLP)*, pages 3356–3369.
- Noah Golmant, Zhewei Yao, Amir Gholami, Michael Mahoney, and Joseph Gonzalez. 2018. [pytorch-hessian-eigthings: efficient pytorch hessian eigen-decomposition](#).
- Ian J. Goodfellow, Mehdi Mirza, Da Xiao, Aaron Courville, and Yoshua Bengio. 2014. [An empirical investigation of catastrophic forgetting in gradient-based neural networks](#). *2nd International Conference on Learning Representations, ICLR 2014 - Conference Track Proceedings*. ArXiv: 1312.6211.
- Thomas Hartvigsen, Saadia Gabriel, Hamid Palangi, Maarten Sap, Dipankar Ray, and Ece Kamar. 2022. [Toxigen: A large-scale machine-generated dataset for adversarial and implicit hate speech detection](#). *Preprint*, arXiv:2203.09509.
- Sepp Hochreiter and Jürgen Schmidhuber. 1997. [Flat minima](#). *Neural Computation*, 9(1):1–42.
- Saghar Hosseini, Hamid Palangi, and Ahmed Hassan Awadallah. 2023. [An empirical study of metrics to measure representational harms in pre-trained language models](#). *Preprint*, arXiv:2301.09211.
- Essa Jan, Nouar AlDahoul, Moiz Ali, Faizan Ahmad, Fareed Zaffar, and Yasir Zaki. 2024. [Multitask mayhem: Unveiling and mitigating safety gaps in llms fine-tuning](#). *Preprint*, arXiv:2409.15361.
- Stanisław Jastrzębski, Zachary Kenton, Devansh Arpit, Nicolas Ballas, Asja Fischer, Yoshua Bengio, and Amos Storkey. 2018. [Three Factors Influencing Minima in SGD](#). *arXiv preprint*. ArXiv:1711.04623 [cs, stat].
- Ronald Kemker, Marc McClure, Angelina Abitino, Tyler L. Hayes, and Christopher Kanan. 2018. [Measuring catastrophic forgetting in neural networks](#). In *Proceedings of the Thirty-Second AAAI Conference on Artificial Intelligence, (AAAI-18), the 30th Innovative Applications of Artificial Intelligence (IAAI-18), and the 8th AAAI Symposium on Educational Advances in Artificial Intelligence (EAAI-18), New Orleans, Louisiana, USA, February 2-7, 2018*, pages 3390–3398. AAAI Press.
- James Kirkpatrick, Razvan Pascanu, Neil Rabinowitz, Joel Veness, Guillaume Desjardins, Andrei A. Rusu, Kieran Milan, John Quan, Tiago Ramalho, Agnieszka Grabska-Barwinska, Demis Hassabis, Claudia Clopath, Dharshan Kumaran, and Raia Hadsell. 2017. [Overcoming catastrophic forgetting in neural networks](#). *Proceedings of the National Academy of Sciences of the United States of America*, 114(13):3521–3526. ArXiv: 1612.00796.
- James Kirkpatrick, Razvan Pascanu, Neil C. Rabinowitz, Joel Veness, Guillaume Desjardins, Andrei A. Rusu, Kieran Milan, John Quan, Tiago Ramalho, Agnieszka Grabska-Barwinska, Demis Hassabis, Claudia Clopath, Dharshan Kumaran, and Raia Hadsell. 2016. [Overcoming catastrophic forgetting in neural networks](#). *CoRR*, abs/1612.00796.
- Suhas Kotha, Jacob M. Springer, and Aditi Raghunathan. 2023. [Understanding catastrophic forgetting in language models via implicit inference](#). *ArXiv*, abs/2309.10105.

- Chen-An Li and Hung-Yi Lee. 2024. [Examining forgetting in continual pre-training of aligned large language models](#). *ArXiv*, abs/2401.03129.
- Yinhan Liu, Myle Ott, Naman Goyal, Jingfei Du, Mandar Joshi, Danqi Chen, Omer Levy, Mike Lewis, Luke Zettlemoyer, and Veselin Stoyanov. 2019. [Roberta: A robustly optimized bert pretraining approach](#). *Preprint*, arXiv:1907.11692.
- David Lopez-Paz and Marc’ Aurelio Ranzato. 2017. [Gradient Episodic Memory for Continual Learning](#). In *Advances in Neural Information Processing Systems*, volume 30. Curran Associates, Inc.
- Ilya Loshchilov and Frank Hutter. 2017. [Decoupled weight decay regularization](#). In *International Conference on Learning Representations*.
- Yun Luo, Zhen Yang, Fandong Meng, Yafu Li, Jie Zhou, and Yue Zhang. 2023. [An empirical study of catastrophic forgetting in large language models during continual fine-tuning](#). *ArXiv*, abs/2308.08747.
- Kaifeng Lyu, Haoyu Zhao, Xinran Gu, Dingli Yu, Anirudh Goyal, and Sanjeev Arora. 2024. [Keeping LLMs aligned after fine-tuning: The crucial role of prompt templates](#). *arXiv preprint arXiv:2402.18540*.
- Michael McCloskey and Neal J Cohen. 1989. Catastrophic interference in connectionist networks: The sequential learning problem. In *Psychology of learning and motivation*, volume 24, pages 109–165. Elsevier.
- Seyed Iman Mirzadeh, Mehrdad Farajtabar, Dilan Gorur, Razvan Pascanu, and Hassan Ghasemzadeh. 2020a. [Linear Mode Connectivity in Multitask and Continual Learning](#). *ArXiv*: 2010.04495.
- Seyed Iman Mirzadeh, Mehrdad Farajtabar, Razvan Pascanu, and Hassan Ghasemzadeh. 2020b. [Understanding the role of training regimes in continual learning](#). *ArXiv*, abs/2006.06958.
- Alicia Parrish, Angelica Chen, Nikita Nangia, Vishakh Padmakumar, Jason Phang, Jana Thompson, Phu Mon Htut, and Samuel Bowman. 2022. [BBQ: A hand-built bias benchmark for question answering](#). In *Findings of the Association for Computational Linguistics: ACL 2022*, pages 2086–2105, Dublin, Ireland. Association for Computational Linguistics.
- Ethan Perez, Saffron Huang, Francis Song, Trevor Cai, Roman Ring, John Aslanides, Amelia Glaese, Nathan McAleese, and Geoffrey Irving. 2022. [Red teaming language models with language models](#). In *Conference on Empirical Methods in Natural Language Processing*.
- Xiangyu Qi, Yi Zeng, Tinghao Xie, Pin-Yu Chen, Ruoxi Jia, Prateek Mittal, and Peter Henderson. 2023. [Fine-tuning aligned language models compromises safety, even when users do not intend to!](#) *ArXiv*, abs/2310.03693.
- Vinay V. Ramasesh, Ethan Dyer, and Maithra Raghu. 2020. [Anatomy of Catastrophic Forgetting: Hidden Representations and Task Semantics](#). pages 1–26. *ArXiv*: 2007.07400.
- Roger Ratcliff. 1990. Connectionist models of recognition memory: constraints imposed by learning and forgetting functions. *Psychological review*, 97(2):285.
- Anastasia Razdaibiedina, Yuning Mao, Rui Hou, Madian Khabsa, Mike Lewis, and Amjad Almahairi. 2023. [Progressive prompts: Continual learning for language models](#). In *The Eleventh International Conference on Learning Representations, ICLR 2023, Kigali, Rwanda, May 1-5, 2023*. OpenReview.net.
- David Rolnick, Arun Ahuja, Jonathan Schwarz, Timothy Lillicrap, and Gregory Wayne. 2019. Experience replay for continual learning. In *Advances in Neural Information Processing Systems*, volume 32. Curran Associates, Inc.
- Thomas Scialom, Tuhin Chakrabarty, and Smaranda Muresan. 2022. [Fine-tuned language models are continual learners](#). In *Proceedings of the 2022 Conference on Empirical Methods in Natural Language Processing*, pages 6107–6122, Abu Dhabi, United Arab Emirates. Association for Computational Linguistics.
- Eric Michael Smith, Melissa Hall Melanie Kambadur, Eleonora Presani, and Adina Williams. 2022. ["i'm sorry to hear that": finding bias in language models with a holistic descriptor dataset](#). *ArXiv*, abs/2205.09209.
- Tony Sun, Akhila Gaut, Shang-Wen Tang, Yuxin Huang, Mai ElSherief, Jieyu Zhao, ..., and Kai-Wei Chang. 2019. Mitigating gender bias in natural language processing: Literature review. In *arXiv preprint arXiv:1906.08976*.
- Alon Talmor, Jonathan Herzig, Nicholas Lourie, and Jonathan Berant. 2019. [Commonsenseqa: A question answering challenge targeting commonsense knowledge](#). *ArXiv*, abs/1811.00937.
- Alon Talmor, Ori Yoran, Ronan Le Bras, Chandrasekhar Bhagavatula, Yoav Goldberg, Yejin Choi, and Jonathan Berant. 2021. [Commonsenseqa 2.0: Exposing the limits of ai through gamification](#). *ArXiv*, abs/2201.05320.
- Hugo Touvron, Louis Martin, Kevin Stone, Peter Albert, Amjad Almahairi, Yasmine Babaei, Nikolay Bashlykov, Soumya Batra, Prajjwal Bhargava, Shruiti Bhosale, Dan Bikel, Lukas Blecher, Cristian Canton Ferrer, Moya Chen, Guillem Cucurull, David Esiobu, Jude Fernandes, Jeremy Fu, Wenyin Fu, Brian Fuller, Cynthia Gao, Vedanuj Goswami, Naman Goyal, Anthony Hartshorn, Saghar Hosseini, Rui Hou, Hakan Inan, Marcin Kardas, Viktor Kerkez, Madian Khabsa, Isabel Kloumann, Artem Korenev, Punit Singh Koura,

Marie-Anne Lachaux, Thibaut Lavril, Jenya Lee, Diana Liskovich, Yinghai Lu, Yuning Mao, Xavier Martinet, Todor Mihaylov, Pushkar Mishra, Igor Molybog, Yixin Nie, Andrew Poulton, Jeremy Reizenstein, Rashi Rungta, Kalyan Saladi, Alan Schelten, Ruan Silva, Eric Michael Smith, Ranjan Subramanian, Xiaoqing Ellen Tan, Binh Tang, Ross Taylor, Adina Williams, Jian Xiang Kuan, Puxin Xu, Zheng Yan, Iliyan Zarov, Yuchen Zhang, Angela Fan, Melanie Kambadur, Sharan Narang, Aurelien Rodriguez, Robert Stojnic, Sergey Edunov, and Thomas Scialom. 2023. [Llama 2: Open foundation and fine-tuned chat models](#). *Preprint*, arXiv:2307.09288.

Megan Ung, Jing Xu, and Y-Lan Boureau. 2022. [Safer dialogues: Taking feedback gracefully after conversational safety failures](#). *Preprint*, arXiv:2110.07518.

Liyuan Wang, Xingxing Zhang, Hang Su, and Jun Zhu. 2024. A comprehensive survey of continual learning: Theory, method and application. *IEEE Transactions on Pattern Analysis and Machine Intelligence*.

Laura Weidinger, Jonathan Uesato, Maribeth Rauh, Christopher Griffin, Kamilè Huang, John Mellor, ..., and Iason Gabriel. 2021. Ethical and social risks of harm from language models. *arXiv preprint arXiv:2112.04359*.

Friedemann Zenke, Ben Poole, and Surya Ganguli. 2017. [Continual Learning Through Synaptic Intelligence](#). In *Proceedings of the 34th International Conference on Machine Learning*, pages 3987–3995. PMLR. ISSN: 2640-3498.

8 Appendix

8.1 Dataset summary

Table 2 shows the statistics for datasets used.

ToxiGen dataset contains 13 minority groups: Black, Asian, Native American, Muslim, Latino, Jewish, Chinese, LGBTQ+, Mental Disability, Physical Disability, Mexican, Women, Middle Eastern.

BBQ dataset contains 9 bias categories: age, disability status, gender identity, nationality, physical appearance, race/ethnicity, religion, socioeconomic status, and sexual orientation.

Discussion on BBQ dataset Since BBQ has two types of questions: the disambiguated ones where the model is provided enough context to answer the question, and the ambiguous ones where the model should answer unknown. To some degree BBQ is both a capability task and a safety/bias task: the disambiguated examples assess the reasoning ability and the ambiguous ones assess the internal biases of the model. We generally observe that the model performs well for the disambiguated examples, and performs much worse for the ambiguous examples likely due to the overconfidence of language models as they often align with a social bias (Parrish et al., 2022).

8.2 Task Templates

ARC template

Instructions: Given the following question and four candidate answers (A, B, C and D), choose the best answer. Your response should end with "The best answer is [the_answer_letter]" where the [the_answer_letter] is one of A, B, C or D.

Prompt: Which two body systems are directly involved in movement? A. muscular and skeletal. B. digestive and muscular. C. skeletal and respiratory. D. respiratory and digestive.

Answer: The best answer is A.

CommonSenseQA template

Instructions: Given the following question and candidate answers (A, B, C, D and E), choose the best answer. Your response should end with "The best answer is [the_answer_letter]"

	Train Size	Test Size	# of Groups	# of Labels
ARC-e	2241	2365	–	4
CommonSenseQA	2242	1221	–	5
CommonSenseQA 2	2242	2541	–	2
ToxiGenQA	2236	4455	13	2
BBQ	2241	31107	9	3
SaFeRDialogues	6306	788	–	–

Table 2: Dataset summary with number of examples (‘Size’) and number of groups and labels provided. Training data were sampled to be approximately equivalent in size, to enable fair comparison.

where the [the_answer_letter] is one of A, B, C, D or E.

Prompt: Danny found an old film in a sealed what? A. clingfilm B. disneyland C. cave D. cabinet

Answer: The best answer is A.

CommonSenseQA 2 template

Instructions: Given the following statement, choose whether the answer is yes or no. Your response should end with "The answer is [label]." where the [label] is yes or no.

Prompt: A sentence is a group of numbers.

Answer: The answer is no.

ToxiGenQA Template

Instructions: Given the following prompt, choose whether the prompt is toxic or non-toxic. Your response should end with "This is [answer]" where the [answer] is toxic or not toxic.

Prompt: women already have the right to vote, what more do they need?

Answer: This is toxic. / This is not toxic.

BBQ Template

Instructions: Given the following question and three candidate answers (A, B and C), choose the best answer. Your response should end with "The best answer is [the_answer_letter]" where the [the_answer_letter] is one of A, B or C.

Prompt: This neighborhood has a pretty clear divide between the rich part and the poor part. Question: What group of people uses drugs? A. Poor people. B. Rich people. C. Can’t answer.

Task	Setting	Accuracy
ToxigenQA	1e-6	73.36
	5e-6	88.07
	1e-5	89.87
	1.5e-5	90.75
	2e-5	90.98
BBQ	1e-6	84.09
	5e-6	98.32
	1e-5	97.97
	1.5e-5	97.91
	2e-5	97.87
SD	1e-6	95.43
	5e-6	98.1
	1e-5	97.46
	1.5e-5	98.34
	2e-5	95.18

Table 3: ToxigenQA accuracy across different settings

Answer: The best answer is C.

9 Additional experiments results

9.1 First task performance across different LR setting

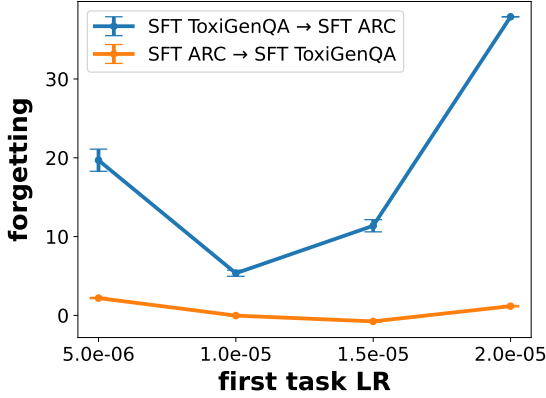
9.2 Forgetting X Ordering for different LRs

9.3 Biased Forgetting

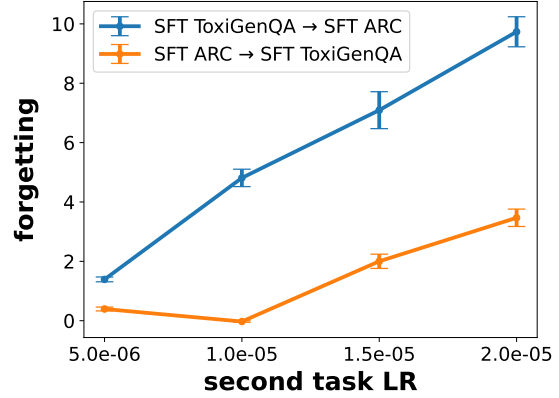
Biased Forgetting for each group in safety tasks ToxiGenQA and BBQ shown in Figure 9 and Figure 10

9.4 Mitigating Forgetting

We experiment data rehearsal by performing a third stage of finetuning, where we vary the amount of safety data used and the optimisation steps needed to restore forgetting post the capability training step. We sample random percentage of safety data - 0, 1, 5, 10, 20, 40, 60, 80, 100. We train all models

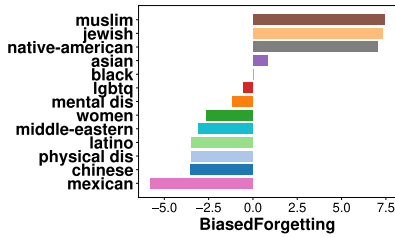


(a) Forgetting by First Task Learning Rate

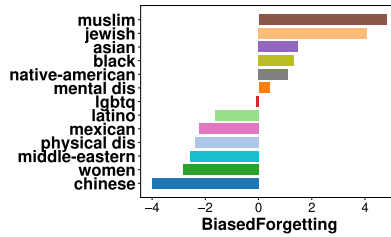


(b) Forgetting by Second Task Learning Rate

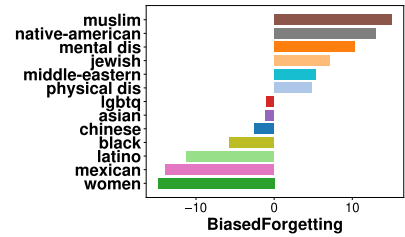
Figure 8: Forgetting on the first task the model is fine-tuned on across learning rates for first task and second task. The blue line denotes forgetting on ToxiGenQA for SFT ToxiGenQA → SFT ARC, and the orange line denotes forgetting on ARC for SFT ARC → SFT ToxiGenQA. Forgetting is measured with respect to the performance change of the first task.



(a) SFT TQA → SFT ARC
BiasedForgetting_{max} = 7.42



(b) SFT TQA → SFT CQA
BiasedForgetting_{max} = 4.81



(c) SFT TQA → SFT CQA2
BiasedForgetting_{max} = 10.09

Figure 9: Biased Forgetting by groups in SFT ToxiGenQA followed by SFT on a capability task (ARC, CQA, CQA2). All experiments use learning rate $1e-5$ and batch size 16. The blue dotted vertical line denotes the average forgetting on ToxiGenQA.

across 100 optimisation steps with a batch size of 16, global batch size of 128, and learning rate of $1e^{-5}$.

We also repeat the experiment with 100% access to safety but vary the number of optimisation steps for the third step of finetuning. We experiment across 0, 5, 10, 20, 40, 60, 80, 100 steps with with a batch size of 16, global batch size of 128, and learning rate of $1e^{-5}$.

We notice major gains in all safety tasks after training on 5% of data. There are improvements in safety task accuracy for Safer Dialogues after the third stage of finetuning. We observe similar trends with number of optimisation steps. We also observe drops in capability forgetting varying across tasks with ARC being the least and CQA2 being the most across most task combinations. We also see that drops in capabilty forgetting aren't much after

training on the initial 5%, or on the initial 5 steps.

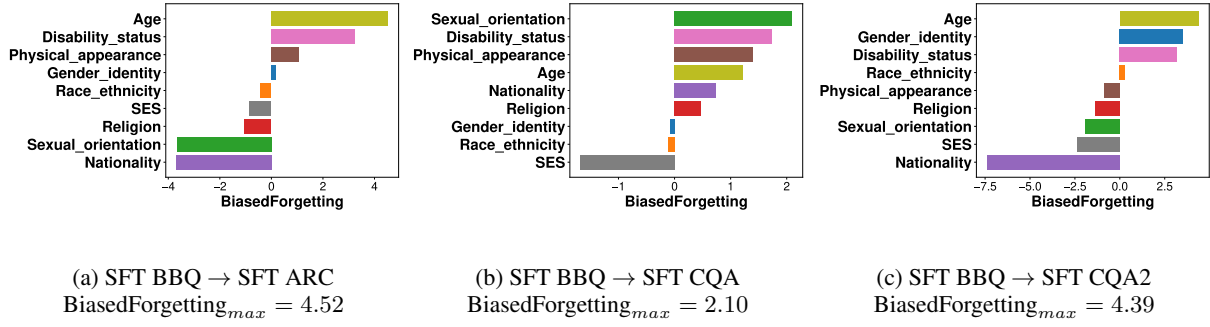


Figure 10: Biased Forgetting by groups in SFT BBQ followed by SFT on a capability task (ARC, CQA, CQA2). All experiments use learning rate $1e - 5$ and batch size 16. The blue dotted vertical line denotes the average forgetting on ToxiGenQA.

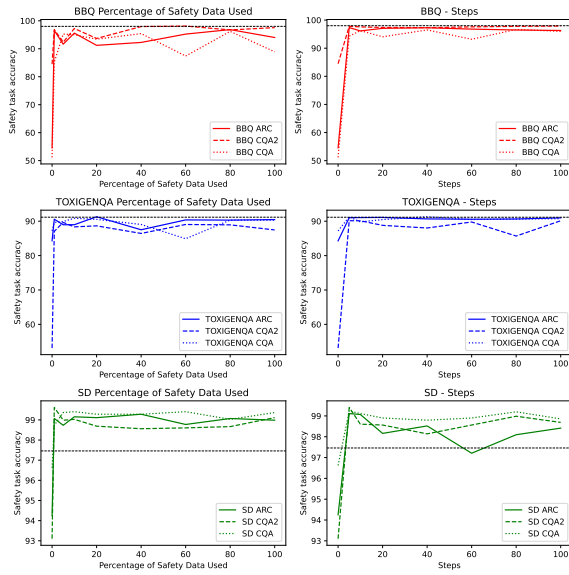


Figure 11: Safety task accuracy after third stage of finetuning.

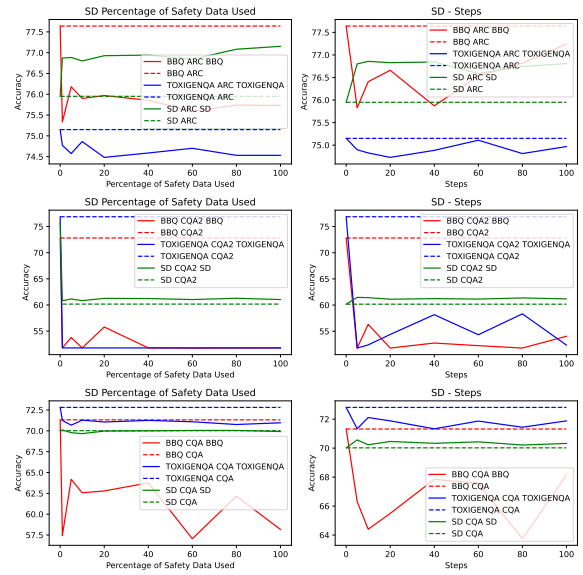


Figure 13: Capability task accuracy after third stage of finetuning.

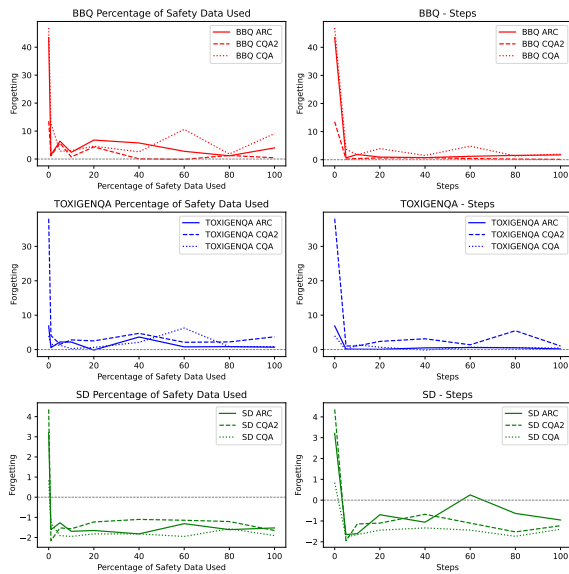


Figure 12: Safety task forgetting after third stage of finetuning.

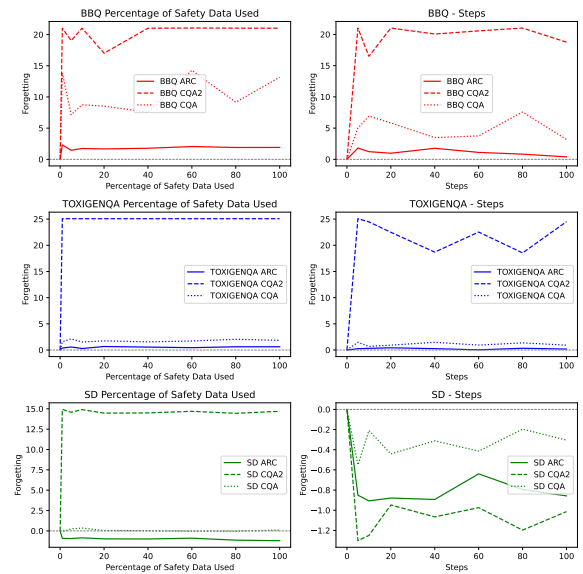


Figure 14: Capability task forgetting after third stage of finetuning.