

Dual-Polarized Beyond Diagonal RIS

Matteo Nerini, *Member, IEEE*, Bruno Clerckx, *Fellow, IEEE*

Abstract—Beyond diagonal reconfigurable intelligent surface (BD-RIS) is a family of RIS architectures more flexible than conventional RIS. While BD-RIS has been primarily analyzed assuming uni-polarized systems, modern wireless deployments are dual-polarized. To address this gap, this paper investigates the fundamental limits of dual-polarized BD-RIS-aided systems. We derive the scaling laws governing the performance of BD-RIS and the Pareto frontier of the trade-off between performance and circuit complexity enabled by BD-RIS. Theoretical results show that the group-connected RIS with group size 2 provides remarkable gains over conventional RIS in both Rayleigh and line-of-sight (LoS) channels, while maintaining a reduced circuit complexity.

Index Terms—Beyond diagonal RIS (BD-RIS), dual-polarization, reconfigurable intelligent surface (RIS).

I. INTRODUCTION

Reconfigurable intelligent surface (RIS) is expected to play a key role in future wireless communications, allowing us to optimize the propagation environment through surfaces made of multiple elements with reconfigurable scattering properties [1]. Conventionally, a RIS has been implemented by independently controlling each element with a tunable load, leading to a diagonal phase shift matrix, formally known as scattering matrix. Because of the structure of its scattering matrix, this conventional RIS architecture is referred to as diagonal RIS (D-RIS). To improve the flexibility of D-RIS, more general RIS architectures have been proposed, under the name of beyond diagonal RIS (BD-RIS), which are characterized by scattering matrices not limited to being diagonal [2].

Several BD-RIS architectures have been developed in the literature. Among them, the fully-connected RIS has been proposed by interconnecting all the RIS elements to each other through tunable impedance components [2]. This architecture has the maximum circuit complexity, in terms of the number of impedance components, and achieves the maximum performance given its flexibility [2]. To balance performance and complexity, the group-connected RIS has been developed by dividing the RIS elements into groups and interconnecting all the RIS elements within the groups, with no interconnection inter-group [2]. In [3], the tree- and forest-connected RISs have been proposed, which are the least complex BD-RIS architectures achieving the same performance as fully- and group-connected RISs, respectively, in single-user systems. The fundamental limit of the trade-off between performance and complexity offered by BD-RIS architectures has been investigated in [4], where its Pareto frontier was analytically

provided for single-user systems. More recently, the Q-stem connected RIS architecture has emerged to provide a favorable performance-complexity trade-off in multi-user systems [5].

The performance offered by BD-RIS has been analyzed in existing works by implicitly assuming uni-polarized systems. However, modern multiple-input multiple-output (MIMO) wireless systems utilize dual-polarized antenna arrays to accommodate more antennas within limited space, and improve diversity using the polarization dimension [6]. Dual-polarized RIS-aided systems have been analyzed considering the conventional D-RIS architecture and compared to uni-polarized systems [7], [8], [9]. In addition, dual-polarized D-RIS has been proposed to perform broad beamforming [10], to enable holographic MIMO [11], and to implement massive MIMO transmission [12]. Given the practical importance of dual-polarized RIS, in this study, we analyze the fundamental performance limits of dual-polarized BD-RIS-aided systems.

The contributions of this study are as follows. *First*, we analyze the performance achieved by BD-RIS in dual-polarized RIS-aided systems. Specifically, we derive the scaling laws of the received power considering Rayleigh and line-of-sight (LoS) channels, and compare them with the scaling laws for uni-polarized systems. *Second*, we provide the gain of BD-RIS over D-RIS as a function of the inverse of the cross-polar discrimination (XPD) and mathematically show that BD-RIS offers remarkable gains with both Rayleigh and LoS channels. *Third*, we analytically derive the Pareto frontier of the trade-off between performance and circuit complexity offered by BD-RIS in dual-polarized systems with LoS channels. Interestingly, the maximum performance can be obtained with remarkably low-complexity BD-RIS architectures.

II. DUAL-POLARIZED RIS-AIDED SYSTEM MODEL

Consider a wireless system between a single-antenna transmitter (Tx) and a single-antenna receiver (Rx) aided by a RIS with N elements. Denoting the transmitted signal as $x \in \mathbb{C}$, the received signal $y \in \mathbb{C}$ is given by $y = hx + n$, where $h \in \mathbb{C}$ is the wireless channel between Tx and Rx and $n \in \mathbb{C}$ is the additive white Gaussian noise (AWGN). The wireless channel h is modeled as a function of the RIS scattering matrix $\Theta \in \mathbb{C}^{N \times N}$ according to the widely used cascaded model $h = \mathbf{h}_R \Theta \mathbf{h}_T$, where $\mathbf{h}_R \in \mathbb{C}^{1 \times N}$ is the channel between RIS and Rx, $\mathbf{h}_T \in \mathbb{C}^{N \times 1}$ is the channel between Tx and RIS, and we neglect the direct channel between Tx and Rx [1]. Thus, the received power writes as

$$P_R = P_T |\mathbf{h}_R \Theta \mathbf{h}_T|^2, \quad (1)$$

where $P_T = \mathbb{E}[|x|]$ is the transmitted power.

We assume this RIS-aided system to be dual-polarized, where the RIS elements, the transmitting antenna, and the

This work has been supported in part by UKRI under Grant EP/Y004086/1, EP/X040569/1, EP/Y037197/1, EP/X04047X/1, EP/Y037243/1.

Matteo Nerini and Bruno Clerckx are with the Department of Electrical and Electronic Engineering, Imperial College London, SW7 2AZ London, U.K. (e-mail: m.nerini20@imperial.ac.uk; b.clerckx@imperial.ac.uk).

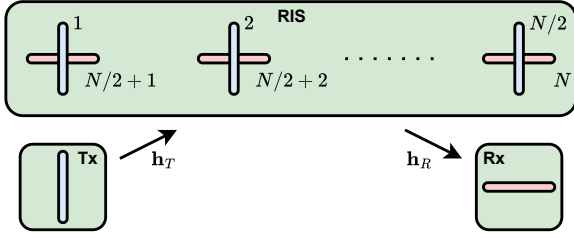


Fig. 1. Dual-polarized RIS-aided system where Tx and Rx have opposite polarization.

receiving antenna are either vertical or horizontal polarized¹. Specifically, we assume $N/2$ RIS elements to have vertical polarization and $N/2$ RIS elements to have horizontal polarization, as commonly considered in dual-polarized systems [6]. With no loss of generality, we order the RIS elements such that the first $N/2$ are vertically polarized and the last $N/2$ are horizontally polarized, as shown in Fig. 1. The effect of the antenna polarization is accounted for in the channels \mathbf{h}_R and \mathbf{h}_T , by expressing them as $\mathbf{h}_R = \mathbf{p}_R \odot \tilde{\mathbf{h}}_R$, and $\mathbf{h}_T = \mathbf{p}_T \odot \tilde{\mathbf{h}}_T$, where \odot denotes the Hadamard product, $\mathbf{p}_R \in \mathbb{R}^{1 \times N}$ and $\mathbf{p}_T \in \mathbb{R}^{N \times 1}$ include the effects of the power imbalance between the different polarizations, and $\tilde{\mathbf{h}}_R \in \mathbb{C}^{1 \times N}$ and $\tilde{\mathbf{h}}_T \in \mathbb{C}^{N \times 1}$ are the uni-polarized fading channels [6]. The vectors \mathbf{p}_R and \mathbf{p}_T are modeled depending on the polarizations of the Tx and Rx. When the Rx is vertically or horizontally polarized, we have $\mathbf{p}_R = [1, \sqrt{\chi}] \otimes \mathbf{1}_{1 \times N/2}$ or $\mathbf{p}_R = [\sqrt{\chi}, 1] \otimes \mathbf{1}_{1 \times N/2}$, respectively, where \otimes denotes the Kronecker product and $0 \leq \chi \leq 1$ is the inverse of the XPD [6]. Similarly, when the Tx is vertically or horizontally polarized, we have $\mathbf{p}_T = [1, \sqrt{\chi}]^T \otimes \mathbf{1}_{N/2 \times 1}$ or $\mathbf{p}_T = [\sqrt{\chi}, 1]^T \otimes \mathbf{1}_{N/2 \times 1}$, respectively. The fading channels $\tilde{\mathbf{h}}_R$ and $\tilde{\mathbf{h}}_T$ are modeled in this study considering two popular fading distributions, namely independent and identically distributed (i.i.d.) Rayleigh channels $\tilde{\mathbf{h}}_R \sim \mathcal{CN}(\mathbf{0}, \mathbf{I})$ and $\tilde{\mathbf{h}}_T \sim \mathcal{CN}(\mathbf{0}, \mathbf{I})$, and LoS channels $\tilde{\mathbf{h}}_R = [e^{j\varphi_{R,1}}, \dots, e^{j\varphi_{R,N}}]$ and $\tilde{\mathbf{h}}_T = [e^{j\varphi_{T,1}}, \dots, e^{j\varphi_{T,N}}]^T$, where $\varphi_{R,n}, \varphi_{T,n} \in [0, 2\pi]$, for $n = 1, \dots, N$.

III. RECEIVED POWER SCALING LAWS AND BD-RIS GAIN

In this section, we derive the scaling laws of the received power in the case of a D-RIS and a BD-RIS in a dual-polarized system. Considering $P_T = 1$ for simplicity, a D-RIS, also known as single-connected RIS [2], achieves a received power

$$P_R^{\text{Single}} = \left(\sum_{n=1}^N |[\mathbf{h}_R]_n [\mathbf{h}_T]_n| \right)^2, \quad (2)$$

while a BD-RIS can achieve a received power

$$P_R^{\text{Fully}} = \|\mathbf{h}_R\|^2 \|\mathbf{h}_T\|^2, \quad (3)$$

when the fully-connected RIS is used [2]. We consider the received power achieved by a fully-connected RIS as this is the BD-RIS architecture enabling maximum performance. Since the fully-connected RIS is more flexible than the single-connected RIS, we have $P_R^{\text{Fully}} \geq P_R^{\text{Single}}$, as it can be

shown with the Cauchy-Schwarz inequality [2]. In addition, we investigate the gain of BD-RIS over D-RIS, introduced as

$$G = \lim_{N \rightarrow +\infty} \frac{\bar{P}_R^{\text{Fully}}}{\bar{P}_R^{\text{Single}}}, \quad (4)$$

where $\bar{P}_R^{\text{Fully}} = \mathbb{E}[P_R^{\text{Fully}}]$ and $\bar{P}_R^{\text{Single}} = \mathbb{E}[P_R^{\text{Single}}]$ are the received powers averaged across the channel realizations.

We study two scenarios, namely where the Tx and Rx have the same polarization and opposite polarization. For each of the two scenarios, we consider Rayleigh and LoS fading channels, giving a total of four scenarios.

A. Same Polarization at Tx and Rx with Rayleigh Channels

Consider a dual-polarized RIS-aided system where the Tx and Rx have the same polarization (assumed to be vertical with no loss of generality), and the channels are i.i.d. Rayleigh distributed. For a single-connected RIS, by noticing that $|[\mathbf{h}_R]_n [\mathbf{h}_T]_n| = |[\tilde{\mathbf{h}}_R]_n [\tilde{\mathbf{h}}_T]_n|$, for $n = 1, \dots, N/2$, and $|[\mathbf{h}_R]_n [\mathbf{h}_T]_n| = \chi |[\tilde{\mathbf{h}}_R]_n [\tilde{\mathbf{h}}_T]_n|$, for $n = N/2 + 1, \dots, N$, (2) can be rewritten as

$$P_R^{\text{Single}} = \left(\sum_{n=1}^{N/2} |[\tilde{\mathbf{h}}_R]_n [\tilde{\mathbf{h}}_T]_n| + \chi \sum_{n=N/2+1}^N |[\tilde{\mathbf{h}}_R]_n [\tilde{\mathbf{h}}_T]_n| \right)^2. \quad (5)$$

Expanding the square in (5) and taking its expectation, we get

$$\bar{P}_R^{\text{Single}} = \frac{1 + \chi^2}{2} \left(N + N \left(\frac{N}{2} - 1 \right) \frac{\pi^2}{16} \right) + \frac{\pi^2 \chi}{32} N^2, \quad (6)$$

where we exploited that $\mathbb{E}[|[\tilde{\mathbf{h}}_R]_n|] = \mathbb{E}[|[\tilde{\mathbf{h}}_T]_n|] = \sqrt{\pi}/2$ and $\mathbb{E}[|[\tilde{\mathbf{h}}_R]_n|^2] = \mathbb{E}[|[\tilde{\mathbf{h}}_T]_n|^2] = 1$, for $n = 1, \dots, N$. The received power $\bar{P}_R^{\text{Single}}$ in (6) grows with χ , spanning from $\bar{P}_R^{\text{Single}} = N/2 + N/2(N/2 - 1)\pi^2/16$ when $\chi = 0$ to $\bar{P}_R^{\text{Single}} = N + N(N - 1)\pi^2/16$ when $\chi = 1$. Besides, for a fully-connected RIS, (3) can be rewritten as

$$P_R^{\text{Fully}} = \left(\left\| [\tilde{\mathbf{h}}_R]_{1:N/2} \right\|^2 + \chi \left\| [\tilde{\mathbf{h}}_R]_{N/2+1:N} \right\|^2 \right) \times \left(\left\| [\tilde{\mathbf{h}}_T]_{1:N/2} \right\|^2 + \chi \left\| [\tilde{\mathbf{h}}_T]_{N/2+1:N} \right\|^2 \right), \quad (7)$$

since $\|\mathbf{h}_R\|^2 = \|\tilde{\mathbf{h}}_R\|_{1:N/2}^2 + \chi \|\tilde{\mathbf{h}}_R\|_{N/2+1:N}^2$ and $\|\mathbf{h}_T\|^2 = \|\tilde{\mathbf{h}}_T\|_{1:N/2}^2 + \chi \|\tilde{\mathbf{h}}_T\|_{N/2+1:N}^2$. Thus, by exploiting the independence between $\tilde{\mathbf{h}}_R$ and $\tilde{\mathbf{h}}_T$, and that $\mathbb{E}[\|\tilde{\mathbf{h}}_R\|_{1:N/2}^2] = \mathbb{E}[\|\tilde{\mathbf{h}}_R\|_{N/2+1:N}^2] = \mathbb{E}[\|\tilde{\mathbf{h}}_T\|_{1:N/2}^2] = \mathbb{E}[\|\tilde{\mathbf{h}}_T\|_{N/2+1:N}^2] = N/2$, the expectation of (7) reads as

$$\bar{P}_R^{\text{Fully}} = \left(\frac{N}{2} + \chi \frac{N}{2} \right)^2 = \frac{(1 + \chi)^2}{4} N^2, \quad (8)$$

increasing with χ . Specifically, we have $\bar{P}_R^{\text{Fully}} = (N/2)^2$ when $\chi = 0$ and $\bar{P}_R^{\text{Fully}} = N^2$ when $\chi = 1$. Note that (6) and (8) with $\chi = 1$ correspond to the scaling laws for uni-polarized systems [2], while with $\chi = 0$ they correspond to the same scaling laws of a RIS with $N/2$ elements, since only the $N/2$ vertically polarized elements can be effectively used. By substituting (6) and (8) into (4), we obtain $G = 16/\pi^2 \approx 1.62$. The gain G is independent of χ as it is computed for $N \rightarrow \infty$, and effectively using N or $N/2$ RIS elements, in the extreme cases of $\chi = 1$ and $\chi = 0$, respectively, does not impact G .

¹Our discussion is valid for any orthogonal pair of polarizations, e.g., $\pm 45^\circ$.

TABLE I
SCALING LAWS OF THE RECEIVED POWER AND BD-RIS GAIN IN UNI- AND DUAL-POLARIZED RIS-AIDED SYSTEMS.

	Uni-polarized system	Dual-polarized system	
		Tx and Rx have the same polarization	Tx and Rx have opposite polarization
Rayleigh	$\bar{P}_R^{\text{Single}} = N + N(N-1)\frac{\pi^2}{16}$, $\bar{P}_R^{\text{Fully}} = N^2, G = \frac{16}{\pi^2}$.	$\bar{P}_R^{\text{Single}} = \frac{1+\chi^2}{2} \left(N + N \left(\frac{N}{2} - 1 \right) \frac{\pi^2}{16} \right) + \frac{\pi^2 \chi}{32} N^2$, $\bar{P}_R^{\text{Fully}} = \frac{(1+\chi)^2}{4} N^2, G = \frac{16}{\pi^2}$.	$\bar{P}_R^{\text{Single}} = \chi \left(N + N(N-1)\frac{\pi^2}{16} \right)$, $\bar{P}_R^{\text{Fully}} = \frac{(1+\chi)^2}{4} N^2, G = \frac{4(1+\chi)^2}{\pi^2 \chi}$.
LoS	$P_R^{\text{Single}} = N^2$, $P_R^{\text{Fully}} = N^2, G = 1$.	$P_R^{\text{Single}} = \frac{(1+\chi)^2}{4} N^2$, $P_R^{\text{Fully}} = \frac{(1+\chi)^2}{4} N^2, G = 1$.	$P_R^{\text{Single}} = \chi N^2$, $P_R^{\text{Fully}} = \frac{(1+\chi)^2}{4} N^2, G = \frac{(1+\chi)^2}{4\chi}$.

B. Same Polarization at Tx and Rx with LoS Channels

Consider a dual-polarized RIS-aided system where the Tx and Rx have the same polarization (assumed to be vertical), and the channels are LoS. With LoS channels, we have $|\mathbf{h}_R]_n[\mathbf{h}_T]_n| = 1$, for $n = 1, \dots, N/2$, $|\mathbf{h}_R]_n[\mathbf{h}_T]_n| = \chi$, for $n = N/2 + 1, \dots, N$, and $\|\mathbf{h}_R\|^2 = \|\mathbf{h}_T\|^2 = N/2 + \chi N/2$. Thus, both (2) and (3) boil down to

$$P_R^{\text{Single}} = P_R^{\text{Fully}} = \frac{(1+\chi)^2}{4} N^2, \quad (9)$$

giving the received power achieved by both single- and fully-connected RIS. Consequently, the gain of BD-RIS over D-RIS is $G = 1$, independently of the value of χ .

C. Opposite Polarization at Tx and Rx with Rayleigh Channels

Consider the Tx and Rx to have opposite polarization (vertically and horizontally polarized, respectively, as in Fig. 1, with no loss of generality), and Rayleigh distributed channels. By noticing that $|\mathbf{h}_R]_n[\mathbf{h}_T]_n| = \sqrt{\chi} |\tilde{\mathbf{h}}_R]_n[\tilde{\mathbf{h}}_T]_n|$, for $n = 1, \dots, N$, (2) can be rewritten as

$$P_R^{\text{Single}} = \chi \left(\sum_{n=1}^N |\tilde{\mathbf{h}}_R]_n[\tilde{\mathbf{h}}_T]_n| \right)^2, \quad (10)$$

whose expectation is given by

$$\bar{P}_R^{\text{Single}} = \chi \left(N + N(N-1)\frac{\pi^2}{16} \right), \quad (11)$$

following the steps in [2, Section IV-E]. Clearly, the scaling law in (11) increases with χ , being $\bar{P}_R^{\text{Single}} = 0$ when $\chi = 0$ and $\bar{P}_R^{\text{Single}} = N + N(N-1)\pi^2/16$ when $\chi = 1$. Besides, the fully-connected RIS achieves a received power of

$$\bar{P}_R^{\text{Fully}} = \frac{(1+\chi)^2}{4} N^2, \quad (12)$$

following a similar discussion as in Section III-A. The gain of BD-RIS over D-RIS is given by substituting (11) and (12) into (4) as

$$G = \frac{4(1+\chi)^2}{\pi^2 \chi}, \quad (13)$$

which decreases with χ . Interestingly, we have $G = +\infty$ when $\chi = 0$ and $G = 16/\pi^2 \approx 1.62$ when $\chi = 1$, showing that the gain is significant for small values of χ .

D. Opposite Polarization at Tx and Rx with LoS Channels

Consider the Tx and Rx to have opposite polarization (vertically and horizontally polarized, respectively), and the channels to be LoS. With LoS channels, $|\mathbf{h}_R]_n[\mathbf{h}_T]_n| = \sqrt{\chi}$, for $n = 1, \dots, N$. Thus, (2) simplifies to

$$P_R^{\text{Single}} = \left(\sum_{n=1}^N \sqrt{\chi} \right)^2 = \chi N^2, \quad (14)$$

increasing with χ and ranging from $P_R^{\text{Single}} = 0$ when $\chi = 0$ to $P_R^{\text{Single}} = N^2$ when $\chi = 1$. For a fully-connected RIS, (3) boils down to

$$P_R^{\text{Fully}} = \frac{(1+\chi)^2}{4} N^2, \quad (15)$$

since $\|\mathbf{h}_R\|^2 = \|\mathbf{h}_T\|^2 = N/2 + \chi N/2$. By substituting (14) and (15) into (4), we obtain

$$G = \frac{(1+\chi)^2}{4\chi}, \quad (16)$$

decreasing with χ . We observe that $G = +\infty$ when $\chi = 0$ and $G = 1$ when $\chi = 1$, showing remarkable gains of BD-RIS over D-RIS also with LoS channels, particularly with small χ .

E. Summary

We summarize our analytical findings for the four scenarios in Tab. I, where we compare them with the performance in the case of a uni-polarized system provided in [2]. We report the gain of BD-RIS over D-RIS G in the four considered scenarios as a function of χ in Fig. 2. Interestingly, BD-RIS can offer a gain $G > 1$ over D-RIS also with LoS channels when considering a dual-polarized system. This gain is particularly high for small values of χ . For example, we have $G = 3$ with LoS channels when the Tx and Rx have opposite polarization and $\chi = 0.1$.

IV. OPTIMAL BD-RIS WITH LOS CHANNELS

We have shown that BD-RIS is beneficial over D-RIS also under LoS channels, in the case of a dual-polarized wireless system where the Tx and Rx have opposite polarization. Focusing on this scenario, in this section, we characterize the optimal BD-RIS architectures that achieve the Pareto frontier of the performance-complexity trade-off, where the performance is the received power P_R achievable by the BD-RIS and the complexity as the number of tunable impedance

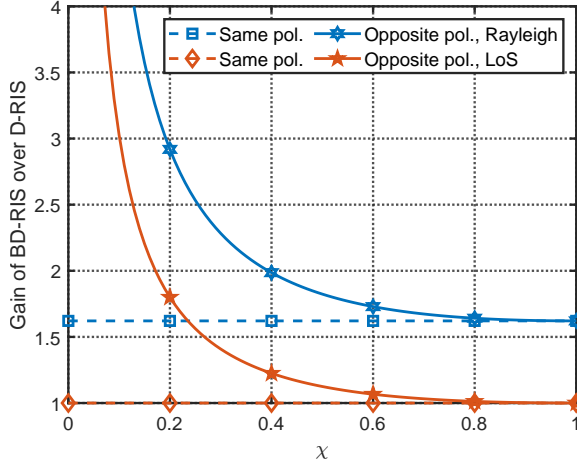


Fig. 2. Gain of BD-RIS over D-RIS G as a function of χ , when the Tx and Rx have the same or opposite polarization, and with Rayleigh or LoS channels.

components C in the BD-RIS. We begin by introducing a low-complex BD-RIS architecture that can achieve the same performance as the fully-connected RIS.

Proposition 1. Consider a dual-polarized RIS-aided system with Tx and Rx having opposite polarization and LoS channels. In this system, any group-connected RIS with group size 2 where each group contains two RIS elements with opposite polarization achieves the performance upper bound P_R^{Fully} in (15) for any value of χ .

Proof. Following [2], the received power achieved by a group connected RIS with group size 2 is given by

$$P_R^{\text{Group}2} = \left(\sum_{g=1}^{N/2} \|\mathbf{h}_{R,g}\| \|\mathbf{h}_{T,g}\| \right)^2, \quad (17)$$

where $\mathbf{h}_{R,g} \in \mathbb{C}^{1 \times 2}$ and $\mathbf{h}_{T,g} \in \mathbb{C}^{2 \times 1}$ contain the two entries of \mathbf{h}_R and \mathbf{h}_T , respectively, corresponding to the two RIS elements in the g th group. Assume with no loss of generality that the Tx is vertically polarized and the Rx is horizontally polarized, as in Fig. 1. Since each group contains two RIS elements with opposite polarization, $\mathbf{h}_{R,g} = [\sqrt{\chi}e^{j\varphi_{R,n_g}}, e^{j\varphi_{R,N/2+m_g}}]$ and $\mathbf{h}_{T,g} = [e^{j\varphi_{T,n_g}}, \sqrt{\chi}e^{j\varphi_{T,N/2+m_g}}]^T$, for some $n_g, m_g \in \{1, \dots, N/2\}$. Thus, we have $\|\mathbf{h}_{R,g}\| = \|\mathbf{h}_{T,g}\| = \sqrt{1+\chi}$, allowing us to rewrite (17) as

$$P_R^{\text{Group}2} = \left(\sum_{g=1}^{N/2} (1+\chi) \right)^2 = \frac{(1+\chi)^2}{4} N^2, \quad (18)$$

which is equal to (15), and proves the proposition. \square

Proposition 1 implies that the performance upper bound P_R^{Fully} in (15) can be achieved with a BD-RIS architecture having circuit complexity $C = 3N/2$ (N impedance components connecting each of the N RIS elements to ground, and an impedance component in each of the $N/2$ groups). Remarkably, a complexity of $C = 3N/2$ is considerably less than the complexity of the fully-connected RIS, being $C = N(N+1)/2$ [2]. To bridge between the single-connected

RIS ($C = N$) and the group-connected RIS with group size 2 ($C = 3N/2$), the following proposition provides the maximum performance that can be achieved with a BD-RIS with complexity $C = N + n$, for $n = 1, \dots, N/2 - 1$, and characterizes the BD-RIS architecture achieving such performance, denoted as ‘‘optimal’’.

Proposition 2. The optimal BD-RIS architecture with $C = N + n$ tunable impedance components, for some $n \in \{1, \dots, N/2 - 1\}$, has n groups with size 2 each containing two RIS elements with opposite polarization and $N - 2n$ groups with size 1. This optimal BD-RIS architecture achieves a received power given by

$$P_R^{(n)} = (n(1+\chi) + (N-2n)\sqrt{\chi})^2. \quad (19)$$

Proof. An optimal BD-RIS architecture with N elements and complexity $C = N + n$, for some $n \in \{1, \dots, N/2 - 1\}$, has $G = 2N - C = N - n$ groups, according to [4, Proposition 1]. Thus, such a BD-RIS achieves a received power

$$P_R^{(n)} = \left(\sum_{g=1}^{N-n} \|\mathbf{h}_{R,g}\| \|\mathbf{h}_{T,g}\| \right)^2, \quad (20)$$

where $\mathbf{h}_{R,g} \in \mathbb{C}^{1 \times N_g}$ and $\mathbf{h}_{T,g} \in \mathbb{C}^{N_g \times 1}$ contain the N_g entries of \mathbf{h}_R and \mathbf{h}_T , respectively, corresponding to the N_g RIS elements in the g th group, and N_g denotes the group size of the g th group. Since the sum of the sizes of the $N - n$ groups must be N , i.e., $\sum_{g=1}^{N-n} N_g = N$, we have at least $N - 2n$ groups with size 1. This can be proved by contradiction: assuming fewer than $N - 2n$ values N_g are 1, specifically $N - 2n - k$ with $k \geq 1$, the remaining $n + k$ values N_g must sum to $2n + k$, which is impossible because the minimum sum of $n + k$ natural numbers greater than 1 is $2n + 2k$. Since there are at least $N - 2n$ groups with size 1, we can rewrite (20) as

$$P_R^{(n)} = \left(\sum_{g=1}^n \|\mathbf{h}_{R,g}\| \|\mathbf{h}_{T,g}\| + \sum_{g=n+1}^{N-n} |h_{R,g} h_{T,g}| \right)^2, \quad (21)$$

where we assumed with no loss of generality that $N - 2n$ groups with size 1 are indexed $g = n + 1, \dots, N - n$. By noticing that $|h_{R,g} h_{T,g}| = \sqrt{\chi}$, for $g = n + 1, \dots, N - n$, since Tx and Rx have opposite polarization, (21) simplifies as

$$P_R^{(n)} = \left(\sum_{g=1}^n \|\mathbf{h}_{R,g}\| \|\mathbf{h}_{T,g}\| + (N - 2n)\sqrt{\chi} \right)^2, \quad (22)$$

and the problem of maximizing $P_R^{(n)}$ becomes equivalent to maximizing the term

$$Q = \sum_{g=1}^n \|\mathbf{h}_{R,g}\| \|\mathbf{h}_{T,g}\|, \quad (23)$$

by designing the polarizations of the $2n$ RIS elements considered in the term Q and how to divide them into n groups. Specifically, among the $2n$ RIS elements in Q , n_v have vertical polarization and n_h have horizontal polarization, such that $n_v + n_h = 2n$, and n_v and n_h need to be optimized to maximize Q . In the following, we maximize Q by assuming

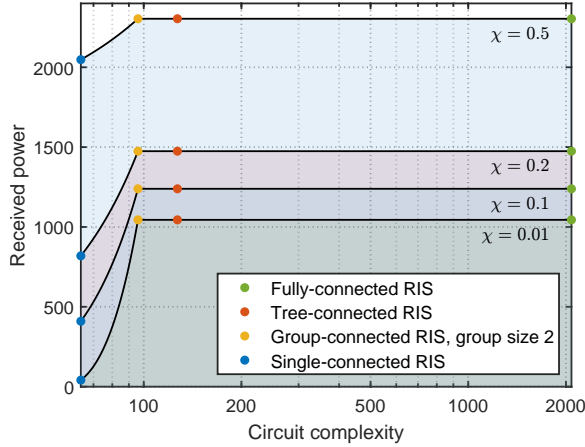


Fig. 3. Pareto frontier of the performance-complexity trade-off achieved by dual-polarized BD-RISs, with $N = 64$.

that $n_v = n_h = n$, and we show afterward that this is the optimal design of the polarizations.

Assuming that $n_v = n_h = n$, the term Q is maximized when the n groups have size 2 and each contains two RIS elements with opposite polarization, following Proposition 1. In this case, we have

$$Q = \sqrt{\frac{(1+\chi)^2}{4}} (2n)^2 = n(1+\chi), \quad (24)$$

because of Proposition 1. Thus, by substituting (24) into (22), we obtain that the optimal received power is given by

$$P_R^{(n)} = (n(1+\chi) + (N-2n)\sqrt{\chi})^2, \quad (25)$$

which proves the proposition, under the assumption that $n_v = n_h = n$ is optimal.

To prove that $n_v = n_h = n$ is optimal to maximize Q , we upper bound Q by

$$Q \leq \|\hat{\mathbf{h}}_R\| \|\hat{\mathbf{h}}_T\|, \quad (26)$$

where $\hat{\mathbf{h}}_R \in \mathbb{C}^{1 \times 2n}$ and $\hat{\mathbf{h}}_T \in \mathbb{C}^{2n \times 1}$ are introduced as $\hat{\mathbf{h}}_R = [\mathbf{h}_{R,1}, \dots, \mathbf{h}_{R,n}]$ and $\hat{\mathbf{h}}_T = [\mathbf{h}_{T,1}^T, \dots, \mathbf{h}_{T,n}^T]^T$, which follows from the Cauchy-Schwarz inequality [2]. Assuming with no loss of generality that the Tx is vertically polarized and the Rx is horizontally polarized, we have $\|\hat{\mathbf{h}}_R\| = \sqrt{n_v\chi + n_h}$ and $\|\hat{\mathbf{h}}_T\| = \sqrt{n_v + n_h\chi}$, and we can express (26) as

$$Q \leq \sqrt{(n_v\chi + n_h)(n_v + n_h\chi)} \quad (27)$$

$$= \sqrt{-(1-\chi)^2 n_h^2 + 2n(1-\chi)n_h + 4n^2\chi}, \quad (28)$$

where we used $n_v + n_h = 2n$. By taking the derivative of the upper bound in (28), we find that it is maximized when $n_h = n$, yielding a maximum value of

$$Q \leq \sqrt{n^2(1-\chi)^2 + 4n^2\chi} = n(1+\chi), \quad (29)$$

which is the same as (24) proving the optimality of the solution with $n_v = n_h = n$ and concluding the proof. \square

In Fig. 3, we report the Pareto frontier of the performance-complexity trade-off offered by BD-RIS, by fixing $N = 64$,

when Tx and Rx have opposite polarization and with LoS channels, as given in Proposition 2. We make the following two observations. *First*, the single-connected RIS is the simplest architecture achieving the lowest performance and the fully-connected RIS is the most complex architecture achieving the highest performance. The two architectures give different performances with LoS channels as long as $\chi \neq 1$, and the performance gap increases as χ decreases. *Second*, the group-connected RIS with group size 2, also known as the forest-connected RIS with group size 2, is the least complex architecture achieving the performance upper bound, i.e., the same performance as the fully-connected RIS. Thus, also fully-/tree-connected RISs and group-/forest-connected RISs with group sizes different from 2 achieve the performance upper bound, but with increased circuit complexity.

V. CONCLUSION

We analyze the fundamental performance limits of dual-polarized BD-RIS, by deriving the scaling laws of the achievable received power and the gain offered over D-RIS. We observe that BD-RIS offers important gains over D-RIS also with LoS channels, especially when the inverse of the XPD is small. In addition, we derive the Pareto frontier of the performance-complexity trade-off achieved by dual-polarized BD-RISs, showing that the received power upper bound is achieved with a group-connected RIS with group size 2.

REFERENCES

- [1] Q. Wu, S. Zhang, B. Zheng, C. You, and R. Zhang, "Intelligent reflecting surface-aided wireless communications: A tutorial," *IEEE Trans. Commun.*, vol. 69, no. 5, pp. 3313–3351, 2021.
- [2] S. Shen, B. Clerckx, and R. Murch, "Modeling and architecture design of reconfigurable intelligent surfaces using scattering parameter network analysis," *IEEE Trans. Wireless Commun.*, vol. 21, no. 2, pp. 1229–1243, 2022.
- [3] M. Nerini, S. Shen, H. Li, and B. Clerckx, "Beyond diagonal reconfigurable intelligent surfaces utilizing graph theory: Modeling, architecture design, and optimization," *IEEE Trans. Wireless Commun.*, vol. 23, no. 8, pp. 9972–9985, 2024.
- [4] M. Nerini and B. Clerckx, "Pareto frontier for the performance-complexity trade-off in beyond diagonal reconfigurable intelligent surfaces," *IEEE Commun. Lett.*, vol. 27, no. 10, pp. 2842–2846, 2023.
- [5] X. Zhou, T. Fang, and Y. Mao, "A novel Q-stem connected architecture for beyond-diagonal reconfigurable intelligent surfaces," *arXiv preprint arXiv:2411.18480*, 2024.
- [6] T. Kim, B. Clerckx, D. J. Love, and S. J. Kim, "Limited feedback beamforming systems for dual-polarized MIMO channels," *IEEE Trans. Wireless Commun.*, vol. 9, no. 11, pp. 3425–3439, 2010.
- [7] Y. Han, X. Li, W. Tang, S. Jin, Q. Cheng, and T. J. Cui, "Dual-polarized RIS-assisted mobile communications," *IEEE Trans. Wireless Commun.*, vol. 21, no. 1, pp. 591–606, 2022.
- [8] M. Munawar and K. Lee, "Dual-polarized IRS-assisted MIMO network," *IEEE Trans. Wireless Commun.*, vol. 23, no. 4, pp. 2519–2532, 2024.
- [9] Z. Zheng, H. Huang, H. Zhang, and A. Lee Swindlehurst, "RIS-aided dual-polarized MIMO: How large a surface is needed to beat single polarization?" *IEEE Commun. Lett.*, 2024.
- [10] P. Ramezani, M. A. Girnyk, and E. Björnson, "Dual-polarized reconfigurable intelligent surface-assisted broad beamforming," *IEEE Commun. Lett.*, vol. 27, no. 11, pp. 3073–3077, 2023.
- [11] S. Zeng, H. Zhang, B. Di, Z. Han, and H. Vincent Poor, "Dual-polarized reconfigurable intelligent surface-based antenna for holographic MIMO communications," *IEEE Trans. Wireless Commun.*, vol. 23, no. 11, pp. 17339–17353, 2024.
- [12] X. Chen, J. C. Ke, W. Tang, M. Z. Chen, J. Y. Dai, E. Basar, S. Jin, Q. Cheng, and T. J. Cui, "Design and implementation of MIMO transmission based on dual-polarized reconfigurable intelligent surface," *IEEE Wireless Commun. Lett.*, vol. 10, no. 10, pp. 2155–2159, 2021.