
Darkit: A User-Friendly Software Toolkit for Spiking Large Language Model

Xin Du [†], Shifan Ye [‡], Qian Zheng[§], Yangfan Hu[§], Rui Yan [§], Shunyu Qi [§],
Shuyang Chen [§], Huajin Tang [§], Gang Pan ^{*§} and Shuiguang Deng ^{*§}

Large language models (LLMs) have been widely applied in various practical applications, typically comprising billions of parameters, with inference processes requiring substantial energy and computational resources Brown [2020], Touvron et al. [2023]. In contrast, the human brain, employing bio-plausible spiking mechanisms, can accomplish the same tasks while significantly reducing energy consumption, even with a similar number of parameters Xing et al. [2024a]. Based on this, several pioneering researchers have proposed and implemented various large language models that leverage spiking neural networks Xing et al. [2024b], Zhu et al. [2023]. They have demonstrated the feasibility of these models, validated their performance, and open-sourced their frameworks and partial source code. To accelerate the adoption of brain-inspired large language models and facilitate secondary development for researchers, we are releasing a software toolkit named DarwinKit (Darkit). The toolkit is designed specifically for learners, researchers, and developers working on spiking large models, offering a suite of highly user-friendly features that greatly simplify the learning, deployment, and development processes.

When novices attempt to use existing open-source frameworks and tools for the study and development of spiking large language models, they often face several troubles that result in significant time consumption:

1. **Configuration and Preprocessing:** Configuring the development environment, preprocessing data, and preparing a suitable tokenizer according to the requirements of corresponding spiking large language model frameworks can be cumbersome and time-consuming.
2. **Parameter Tuning and Testing:** Tuning and testing the parameters of spiking large language models are often complex and tedious. Comparing different models and parameter configurations necessitates frequent code updates and continuous monitoring of training and inference processes.
3. **Secondary Development:** Conducting secondary development based on the source code of existing spiking large language models requires an in-depth understanding of the computational graph of the original framework and the relationships between individual blocks. This results in substantial learning and analysis costs when navigating the original codebase.
4. **Data Monitoring and Experiment Comparison:** For researchers performing secondary development, the ability to view, record, and trace model runtime data in real-time is essential. Comparing experimental results across different configurations often requires additional tools to visualize and analyze the outcomes.

Darkit introduces the following ten features to address the above issues commonly faced by researchers and developers working with spiking large language models:

1. One-Click Environment Configuration: Users can configure the development environment with a single command, requiring only CUDA and Conda environments on their local machines. As shown in Figure 1, the toolchain can be installed effortlessly via pip.

*Corresponding author.

[†]School of Software Technology, Zhejiang University, Zhejiang, China.

[‡]College of Computer Science and Technology, Zhejiang University, Zhejiang, China.

[§]The State Key Lab of Brain-Machine Intelligence, Zhejiang University, Zhejiang, China.

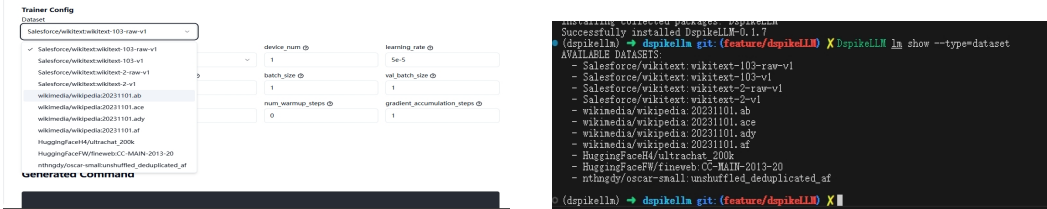
```

(base) → dpikella git:(feature/dspikelLM) X conda activate dpikella
(dpikella) → dpikella git:(feature/dspikelLM) X pip install dist/DspikelLM-0.1.7-py3-none-any.whl
Looking in indexes: https://pypi.duma.tsinghua.edu.cn/simple
Processing ./dist/DspikelLM-0.1.7-py3-none-any.whl
Requirement already satisfied: tqdm in /home/ye/miniconda3/envs/dpikella/lib/python3.9/site-packages (from DspikelLM==0.1.7) (4.66.5)
Requirement already satisfied: numpy in /home/ye/miniconda3/envs/dpikella/lib/python3.9/site-packages (from DspikelLM==0.1.7) (1.24.0)
Requirement already satisfied: uvicorn[standard] in /home/ye/miniconda3/envs/dpikella/lib/python3.9/site-packages (from DspikelLM==0.1.7) (0.32.0)
Requirement already satisfied: aiofiles==3.4.1.0 in /home/ye/miniconda3/envs/dpikella/lib/python3.9/site-packages (from DspikelLM==0.1.7) (3.4.1.0)
Requirement already satisfied: dataset==3.0.2 in /home/ye/miniconda3/envs/dpikella/lib/python3.9/site-packages (from DspikelLM==0.1.7) (3.0.2)
Requirement already satisfied: click==8.1.7 in /home/ye/miniconda3/envs/dpikella/lib/python3.9/site-packages (from DspikelLM==0.1.7) (8.1.7)

```

Figure 1: The toolchain is installed using the pip command.

2. Integrated Preprocessed Datasets: Darkit includes preprocessed datasets such as Wiktexit, Wikipedia, Ultrachat, and Fineweb, which are readily available via code or a graphical interface on the web (Figure 2). The tool will continue to maintain and expand its dataset collection while providing interfaces for users to contribute new datasets for integration.



(a) Datasets displayed via graphical interface (b) Datasets displayed in coding terminal

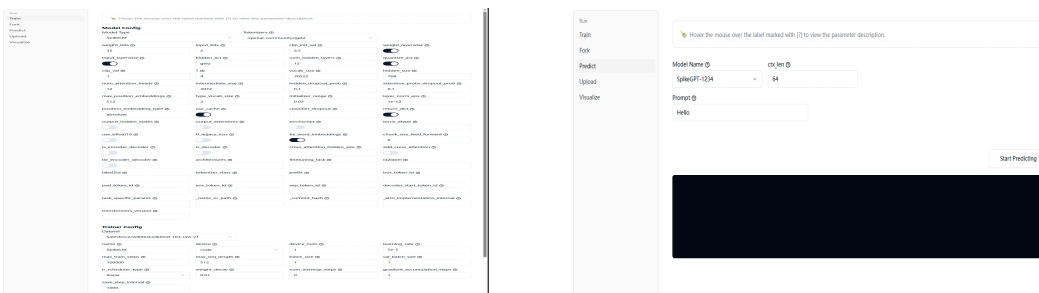
Figure 2: The display of integrated preprocessed datasets.

3. Integrated Preprocessed Tokenizers: Popular tokenizers, including GPT-2 (small, medium, and large variants), BERT-based-cased, and BERT-base-Chinese, are pre-integrated in Darkit (as shown in Figure 3). Similar to datasets, tokenizers will be continuously updated and allow users to add new tokenizers through the provided interfaces.



(a) Tokenizers displayed via graphical interface (b) Tokenizers displayed in coding terminal

Figure 3: The display of integrated preprocessed tokenizers.



(a) The process of model training (b) The process of model inference

Figure 4: GUI-based tool to automate the generation of tuning and testing commands.

4. GUI-Based Command Generator for Tuning and Testing: Darkit includes a user-friendly GUI tool to automate the generation of tuning and testing commands (Figure 4). For instance, users can select basic settings (e.g., model name, dataset, and parameters) from dropdown menus. The tool

dynamically updates model-specific parameters based on the selection, enabling users to configure the parameter search space easily. Finally, it generates the corresponding tuning command, which can be directly copied and executed in the terminal.

5. Real-Time Monitoring and Visualization: During model training and inference, users can view and record data in real time through both web and code interfaces (Figure 5). Darkit also provides visualization tools for monitoring model performance and understanding data flow.

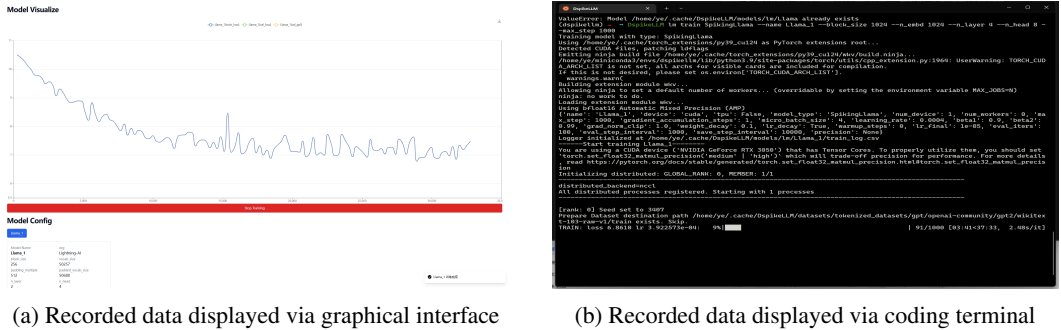


Figure 5: Recorded data displayed in real-time monitoring and visualization.

6. Automated Extraction of Model Computational Graphs: Darkit automatically extracts the computational graph of large models, organizing nodes into a hierarchical tree structure based on module identifiers (Figure 6a). This feature allows users to explore the model architecture interactively, making it easier to understand than reading the raw source code (Figure 6b). When a module is selected on the web frontend, the backend extracts the relevant code segment and displays it for the user, facilitating comprehension of the module’s functionality without delving into the source code.

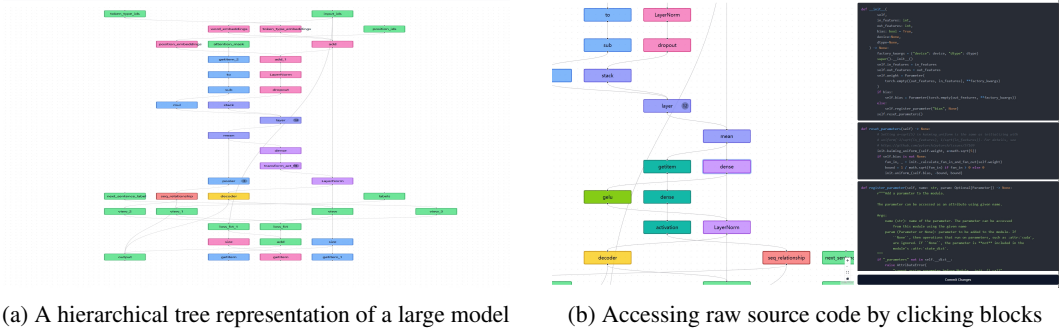


Figure 6: Automated extraction and display of model computational graphs.

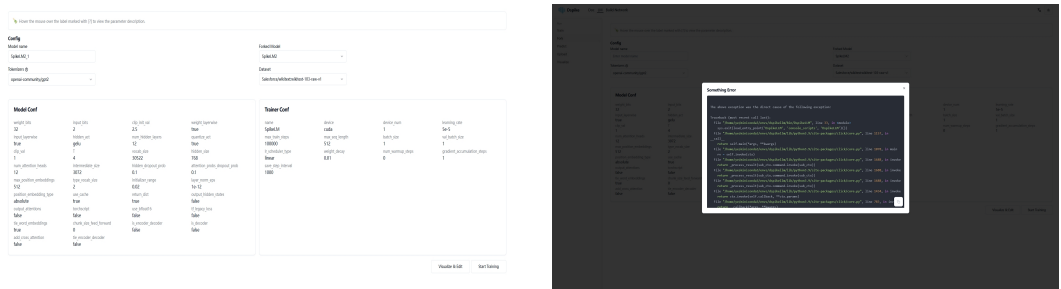
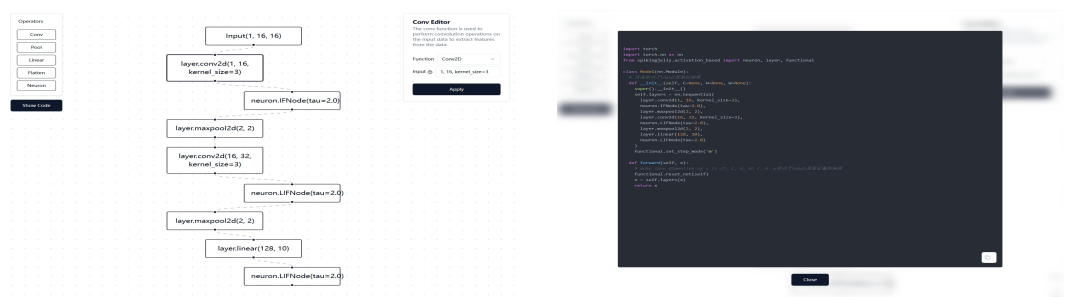


Figure 7: Code editing, re-integration and validation process.

7. Code Editing and Re-Integration: Darkit provides interfaces for users to edit extracted source code via the web frontend or backend. The modified code can be re-injected into the model for convenient architectural and computational flow adjustments (Figure 7a). The tool validates user edits, offers suggestions for corrections, and supports saving, training, and executing the modified models directly (Figure 7b).

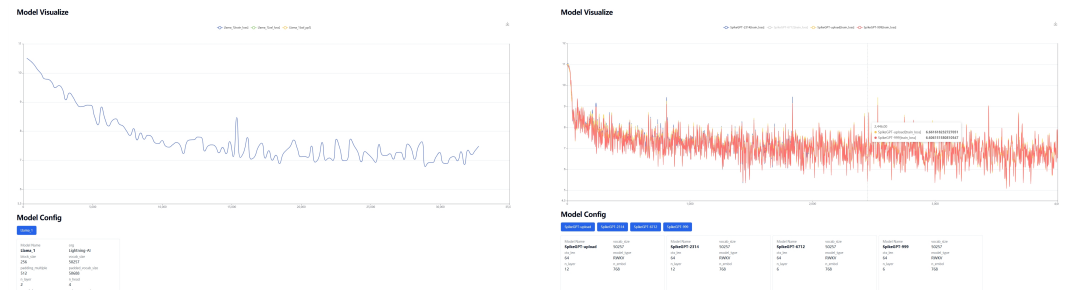
8. Flowchart-Based Model Design: Darkit allows users to design spiking large language model computational graphs through a visual flowchart interface or terminal commands. The combination of graphical and coding interfaces facilitates the creation and implementation of spiking neural network models (Figure 8).



(a) Designing a model graph with a visual flowchart (b) Integration of graphical and coding interfaces

Figure 8: Illustration of flowchart-based model design process.

9. Comprehensive Logging and Visualization Tools: To enhance transparency and traceability, Darkit includes robust logging and visualization capabilities. These tools automatically organize, trace, and analyze issues encountered during training and inference. Additionally, the saved logs can be used to generate comparative experiment charts (Figure 9).

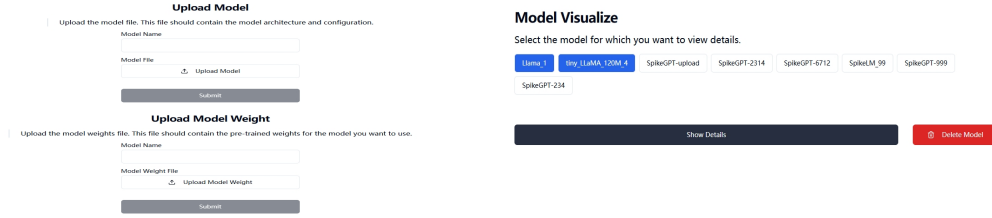


(a) Visualization of data for a single model (b) Visualization of data across multiple models

Figure 9: Illustration of logging and visualization tools.

10. Unified Interface for Third-Party Extensions: Darkit supports seamless integration of third-party contributions. New models, datasets, and modules can be incorporated through a unified plugin system, enabling easy expansion and collaboration (Figure 10).

Darkit encapsulates and integrates mainstream large language model architectures (such as GPT Zong and Krishnamachari [2022], BERT Jawahar et al. [2019], and Llama Touvron et al. [2023]) through standardized application programming interfaces (APIs), providing a flexible, open, and efficient framework that offers comprehensive support for the learning, research, and development of spiking large language models. Darkit provides an accessible web-based version, which can be accessed via the website <http://121.40.226.59:8080/>. The platform’s frontend is developed using the Svelte framework Bhardwaz and Godha [2023], while the backend is built on the FastAPI stack Lubanovic [2023], utilizing asynchronous non-blocking I/O to ensure high performance and stability. Users can also download the source code for local installation from <https://github.com/zju-bmi-lab/DarwinKit>.



(a) User interface for uploading models and parameters. (b) User-submitted models and parameters ready for execution

Figure 10: Workflow for uploading and running custom models and parameters.

References

- Tom B Brown. Language models are few-shot learners. *arXiv preprint arXiv:2005.14165*, 2020.
- Hugo Touvron, Louis Martin, Kevin Stone, Peter Albert, Amjad Almahairi, Yasmine Babaei, Nikolay Bashlykov, Soumya Batra, Prajwal Bhargava, Shruti Bhosale, et al. Llama 2: Open foundation and fine-tuned chat models. *arXiv preprint arXiv:2307.09288*, 2023.
- Xingrun Xing, Boyan Gao, Zheng Zhang, David A Clifton, Shitao Xiao, Li Du, Guoqi Li, and Jiajun Zhang. Spikelm: Scaling up spiking neural network to large language models via saliency-based spiking. *arXiv preprint arXiv:2407.04752*, 2024a.
- Xingrun Xing, Zheng Zhang, Ziyi Ni, Shitao Xiao, Yiming Ju, Siqi Fan, Yequan Wang, Jiajun Zhang, and Guoqi Li. Spikelm: Towards general spike-driven language modeling via elastic bi-spiking mechanisms. *arXiv preprint arXiv:2406.03287*, 2024b.
- Rui-Jie Zhu, Qihang Zhao, Guoqi Li, and Jason K Eshraghian. Spikegpt: Generative pre-trained language model with spiking neural networks. *arXiv preprint arXiv:2302.13939*, 2023.
- Mingyu Zong and Bhaskar Krishnamachari. A survey on gpt-3. *arXiv preprint arXiv:2212.00857*, 2022.
- Ganesh Jawahar, Benoît Sagot, and Djamé Seddah. What does bert learn about the structure of language? In *ACL 2019-57th Annual Meeting of the Association for Computational Linguistics*, 2019.
- Saamyamani Bhardwaz and Rohan Godha. Svelte.js: The most loved framework today. In *2023 2nd International Conference for Innovation in Technology (INOCON)*, pages 1–7. IEEE, 2023.
- Bill Lubanovic. *FastAPI*. " O'Reilly Media, Inc.", 2023.