

---

# Event-based backpropagation on the neuromorphic platform SpiNNaker2

---

**Gabriel Béna**

SpiNNcloud Systems, Dresden, Germany  
g.bena@spinncloud.com

**Timo Wunderlich**

Universitätsmedizin Berlin, Germany

**Mahmoud Akl**

SpiNNcloud Systems, Dresden, Germany

**Bernhard Vogginger**

TU Dresden, Germany

**Christian Mayr**

TU Dresden, Germany  
ScaDS.AI Dresden/Leipzig, Germany

**Hector A. Gonzalez**

SpiNNcloud Systems, Dresden, Germany  
TU Dresden, Germany  
ScaDS.AI Dresden/Leipzig, Germany

## Abstract

Neuromorphic computing aims to replicate the brain's capabilities for energy efficient and parallel information processing, promising a solution to the increasing demand for faster and more efficient computational systems. Efficient training of neural networks on neuromorphic hardware requires the development of training algorithms that retain the sparsity of spike-based communication during training. Here, we report on the first implementation of event-based backpropagation on the SpiNNaker2 neuromorphic hardware platform. We use EventProp, an algorithm for event-based backpropagation in spiking neural networks (SNNs), to compute exact gradients using sparse communication of error signals between neurons. Our implementation computes multi-layer networks of leaky integrate-and-fire neurons using discretized versions of the differential equations and their adjoints, and uses event packets to transmit spikes and error signals between network layers. We demonstrate a proof-of-concept of batch-parallelized, on-chip training of SNNs using the Yin Yang dataset, and provide an off-chip implementation for efficient prototyping, hyper-parameter search, and hybrid training methods.

# 1 Introduction

Neuromorphic computing seeks to emulate the unparalleled efficiency of biological neural networks by implementing spiking neural networks which use sparse, spike-based communication between neurons. This could enable artificial neuronal systems to process temporal, spike-based data with efficiency similar to biological brains. At the same time, backpropagation proved to be a pivotal method in machine learning, allowing for efficient gradient computation and enabling the recent advances in training non-spiking, artificial neural networks on challenging tasks [Goodfellow et al., 2016]. This suggests that implementing gradient-based learning algorithms on neuromorphic hardware could enable similar achievements while surpassing traditional hardware in terms of energy efficiency. Such learning algorithms should make use of the temporal sparsity afforded by spike-based processing.

Building on previous work on gradient-based learning in spiking neural networks [Bohte et al., 2000], the EventProp algorithm [Wunderlich and Pehle, 2021] uses event-based backpropagation to compute exact gradients, retaining the advantages of temporal sparsity during network training. In contrast, non-spiking neural networks typically require a dense sampling of neuronal variables for backpropagation which introduces a memory bottleneck, limits network size and increases energy consumption due to the required storage and transfer of dense state variable samples [Pleiss et al., 2017, Ojika et al., 2020, Kumar et al., 2019]. Harnessing the potential of event-based algorithms such as EventProp requires their implementation on suitable event-based hardware architectures.

Gradient-based learning using neuromorphic hardware has been previously implemented using “in-the-loop” approaches, where neuromorphic hardware computes spike times and state variables in an inference phase (the forward pass) while a classical computer computes gradients and implements backpropagation for the computation of surrogate gradients [Cramer et al., 2022, Esser et al., 2015] or exact gradients [Göltz et al., 2021, Pehle et al., 2023]. Previous work implemented the E-prop algorithm [Bellec et al., 2020] on SpiNNaker1 [Perrett et al., 2022] and an FPGA-based prototype of SpiNNaker2 [Rostami et al., 2022]. This algorithm computes surrogate gradients using local eligibility traces and a global error signal, without error backpropagation through network layers, which might alter scalability. Besides SpiNNaker, the GeNN code generation framework [Knight et al., 2021] has been used to create a GPU-based implementation of EventProp [Nowotny et al., 2022].

This manuscript presents the first implementation of event-based backpropagation on SpiNNaker2. SpiNNaker2 is a novel digital neuromorphic hardware platform providing a scalable event-based and asynchronous computational substrate [Gonzalez et al., 2024]. While our results are obtained using a single SpiNNaker2 chip, the platform can scale to large numbers of interconnected chips (e.g., more than 5 million compute cores in the Dresden SpiNNcloud platform [Mayr et al., 2019]).

## 2 Methods

### 2.1 SpiNNaker2 Details

SpiNNaker2 is a massively parallel compute architecture for event-based computing. It is based on a digital, many-core GALS (Globally Asynchronous Locally Synchronous) configuration, where every chip is composed of 152 ARM-based Processing Elements (PEs) with dedicated accelerators for both neuromorphic (e.g., true random number generators, exponential and logarithmic accelerators) and deep learning applications (e.g., multiply-and-accumulate arrays). The PEs are arranged in a two-dimensional array and communicate via a dedicated high-speed Network-On-Chip (NoC). Communication to a host computer is established via 1 Gbit ethernet (UDP) and 2 GB of DRAM on the board can be accessed via two LPDDR4 interfaces. For scalable, system-wide communication, each chip has a dedicated SpiNNaker2 packet router, containing configurable routing tables, and six links to neighbouring chips. Different packet types with up to 128-bit payload allow for efficient communication between PEs, chips and boards. This will allow for SpiNNaker2 systems with up to 65 000 chips and over 10 million cores [Mayr et al., 2019]. Importantly, these ARM Cortex M4F cores provide flexibility for the implementation of arbitrary neuron dynamics and event-based models (e.g., [Subramoney et al., 2022]).

A Python-based software package, PY-SPINNAKER2 [Vogginger et al., 2024], allows user to define network architectures and parameters (py-spinnaker2) and is the main entry point for running experiments on-chip. The Python module interacts with the chip through an intermediate layer implemented in C++ that sends and receives data and loads up PEs with the memory files needed to run simulations. Interactions between host and chip are detailed in Figure 1.

## 2.2 Programs on Processing Elements

Our implementation comprises four programs running on different PEs of a chip: the first injects input spikes, the second simulates a layer of leaky integrate-and-fire neurons, the third computes a time-to-first-spike loss and the fourth accumulates gradients and computes weight updates.

A common regularization method in machine learning is to process a subset of the training batch in parallel: gradients are averaged across a *mini-batch* [Goodfellow et al., 2016]. Mini-batch training can achieve better generalization while speeding up training by processing training examples in a given mini-batch in parallel. In the case of training on Spinnaker2, we can take advantage of the inherently parallel nature of the architecture to deploy identical copies of the network on multiple cores. Different copies of a network process different input samples, implementing mini-batch training. Except for the optimisation program, all described programs are duplicated on the chip for each training example processed in parallel.

We detail each program’s implementation next, and provide pseudo-code for each in 6.4. The architecture and software stack is summarised in Figure 1. This implementation showcases the flexibility of SpiNNaker2 to implement custom training algorithms on neuromorphic hardware. While our implementations only uses 128 kB of SRAM available on each PE, future work will interface with 2 GB of DRAM on the board to enable larger networks and more complex models.

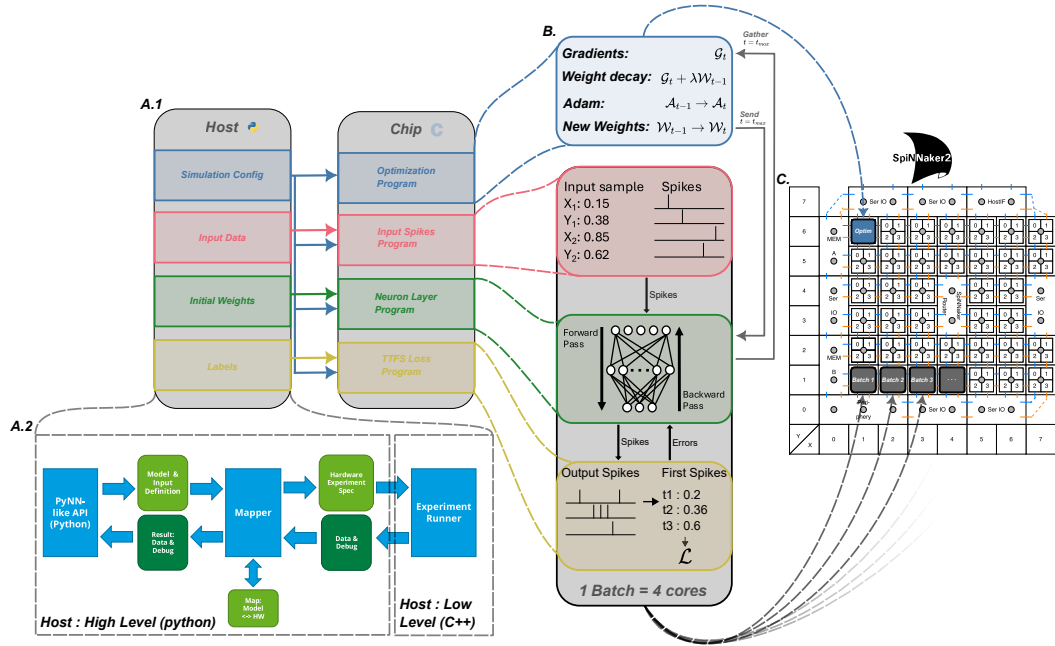


Figure 1: Software and Hardware stack: **A.1** shows the software architecture stack. The host experiment runner handles network creation, simulation parameters, initial data and mapping, all of which are detailed in **A.2**. Necessary data is then sent on-chip. **B.** details the 4 main programs responsible for executing the eventprop algorithm on-chip, detailed later on. **C.** shows a potential mapping of a multi-batch simulation on the SpiNNaker2 chip.

**Input Spikes Program:** This program injects input spikes representing samples of the input data set into neurons of the first layer. We use a dedicated PE running this program to inject spikes into the network for clarity and to optimise memory usage. Spike times for every sample are loaded at the beginning of the simulation and injected using event packets via the network-on-chip to PEs

representing target layers. To process different samples of a training mini-batch in parallel, different cores run the same program, but transmit different input samples to neuronal input layers during the simulation.

**Neuron Layer Program:** This program simulates a layer of leaky integrate-and-fire neurons by computing the forward and backward pass. It uses a clock-driven simulation based on the discretized differential equations and their adjoints [Wunderlich and Pehle, 2021]. In a given time step, different network layers are computed asynchronously on different PEs and event packets representing spikes (forward pass) or error signals (backward pass) are transmitted by the network-on-chip and buffered by the receiving PEs to update variables in the next time step. PEs store dense weight matrices (in contrast to the original synapse-based implementation of SpiNNaker) and use incoming spikes’ payloads to retrieve the synaptic weight corresponding to the arriving spike and to update the synaptic current of the target neuron.

During the backward pass, spikes are distributed in reverse order, and carry state variables representing error signals within the 32 bit payload of event packets. At this point, the network runs in “reverse-time” and follows the *adjoint dynamics*, with error signals being transmitted at the spike times computed during the forward pass. In this way, the backward pass implements a spiking neural network with graded spikes (representing the error signal) at fixed times, making it suited for an event-based implementation on the neuromorphic platform. The backward pass implements a discretization of the adjoint system [Wunderlich and Pehle, 2021], following an “optimize-then-discretize” approach. In this way, the program uses event-based backpropagation to compute a discretized approximation to the exact gradients of the simulated spiking neural network. The complete set of discretized equations is provided in section 6.1.

**Time-to-First-Spike Loss Program:** The loss program receives spikes from the output layer and computes the loss as well as the initial error signals sent to the output layer during the backward pass. At the beginning of the simulation, cores running the loss program are loaded with classification labels. After receiving spikes from the output layers, loss cores compute derivatives of a cross-entropy loss based on first spike times as given by

$$\mathcal{L} = -\log \left( \frac{\exp(-(t_l^s \Delta t)/\tau_0)}{\sum_{k=1}^3 \exp(-(t_k^s \Delta t)/\tau_0)} \right) - \alpha \left[ \exp\left(\frac{t_l^s \Delta t}{\tau_1}\right) - 1 \right], \quad (1)$$

where  $t_k^s$  is time step of the first spike of the  $k$ th neuron,  $l$  is the index of the neuron that should fire first and  $\tau_0$ ,  $\tau_1$  and  $\alpha$  are hyper-parameters of the loss function. Loss cores compute error signals corresponding to the derivative of eq. (1) which are sent back to the output layer at the respective spike time steps using spike payloads.

**Optimisation Program:** After the backward pass, each neuron layer has accumulated gradients. A single PE is then tasked with gathering gradients and optimisation of the weights. The PE running this program gathers gradients using direct memory access (DMA) from PEs processing different samples of a batch and sums them locally, implementing a mini-batch gradient update. The summed gradients are used to update an internal state which implements the Adam optimization algorithm [Kingma and Ba, 2017]. This state is used to compute a new set of weights which is written back to each PE using DMA. The processing of the next sample is then triggered for all cores using a global interrupt signal, synchronizing the processing elements.

### 2.3 Yin Yang Dataset

We consider a learning task using the Yin Yang dataset [Kriener et al., 2022]. This dataset consists of three classes of points in a two-dimensional space  $([0, 1]^2)$ , resembling a Yin Yang symbol (Figure 2). Importantly, the dataset is not linearly separable and designed to be challenging for linear classifiers without any hidden layers, requiring deep networks for effective classification (a shallow classifier achieves around 64% accuracy [Kriener et al., 2022]). We use this dataset due to the current memory limitation of our implementation and the clear performance gap between shallow and deep networks, allowing us to validate that our implementation can train a deep network on non linear-separable data. We encode the dataset using spikes by translating each coordinate into a spike time in the interval from  $t_{\min} = 2$  to  $t_{\max} = 27$ , running the networks for a total of  $T = 28$  timesteps. Following [Kriener et al., 2022], we add coordinates  $(1 - x, 1 - y)$  for each data point  $(x, y)$ . We also add a bias spike at time  $t = 0$ , resulting in a total of 5 input neurons. Spike times are discretized

according to the simulation time step, with ambiguous data points being removed (Figure 2, right plot).

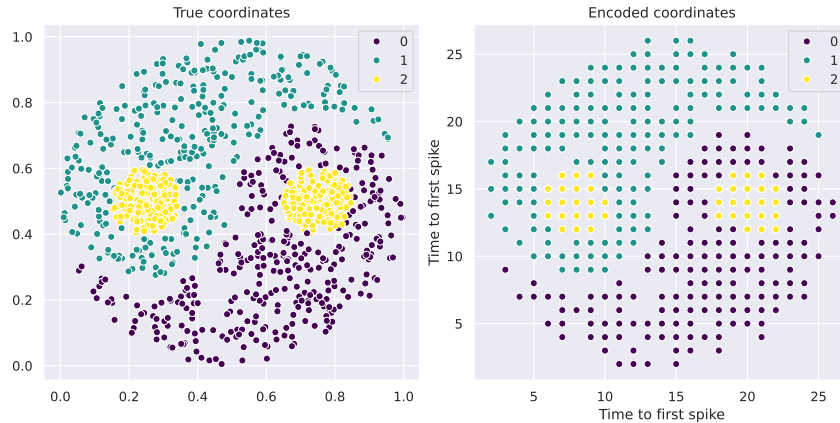


Figure 2: Yin Yang Dataset: Left-hand side shows true coordinates coloured by labels, while right-hand side shows the time steps of discretized spike-times.

## 2.4 Off-chip simulation

In addition to the on-chip implementation of the EventProp algorithm, we developed an off-chip simulation that matches the on-chip simulation and can be used for efficient prototyping, convenient debugging and parameter search. This off-chip implementation takes the form of a custom PyTorch [Paszke et al., 2019] package, and is available at `pytorch-eventprop`. A quantitative comparison of the on- and off-chip simulations is provided in Figure 4, Figure 5 and shows a minimal mismatch between state variables that is expected due to numerical differences. Future work could leverage the off-chip simulation for a hybrid training approach that trains a base model off-chip and then deploys it to SpiNNaker2 for on-chip adaptation.

We use the off-chip simulation to perform a Bayesian hyperparameter optimization using the “Weights and Biases” software package [Biewald, 2020]. The resulting parameters are given in Table 2.

## 3 Results

### Yin Yang Dataset

We present learning results using the Yin-Yang dataset and network’s dimensions [5, 120, 3]. Total training-set size is 5000, processing in parallel mini-batches of size 22. We train for 40 epochs in total, and we average results over 10 different random seeds (Figure 3, left). These results demonstrate successful on-chip training using event-based backpropagation on SpiNNaker2 as well as a close match between on- and off-chip simulations after training.

In addition to batch-parallelised processing, we report on results where the networks are trained on a single sample at a time, for a single epoch, on a limited training-set of 300 samples (Figure 3, right). Such a scenario is particularly relevant for on-line learning on neuromorphic hardware, where the network is trained on a continuous stream of data, which would be critical for embedded systems and autonomous agents. Again, the results show a close match between on-chip and off-chip simulations, and satisfying accuracy considering the heavy limitations.

### Profiling

We conducted performance analysis comparing GPU-based off-chip and SpiNNaker implementations based on processing time and energy consumption for single batch computation. Using 30-millisecond input samples, the GPU-based implementation demonstrated significant speed advantages, achieving approximately 10x acceleration compared to real-time processing. The SpiN-

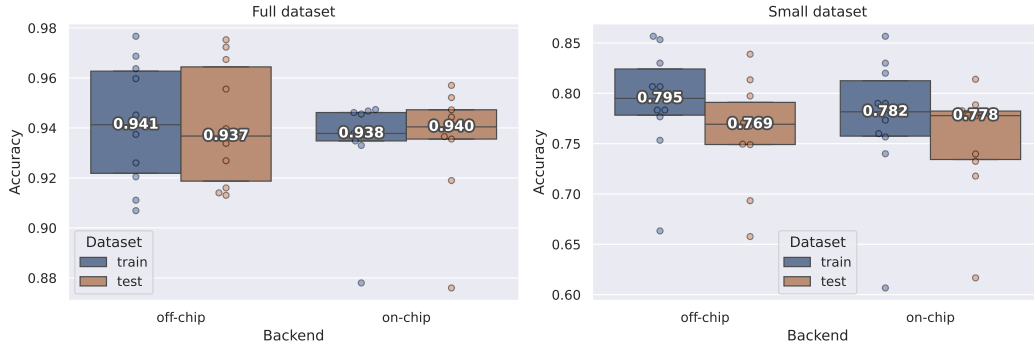


Figure 3: Accuracy comparison between on- and off-chip simulations. On the left, we show the final accuracy of the models after training for 40 epochs on the complete dataset, for both testing and training sets. On the right we show the final accuracies reached in the "online" setting, after only seeing 300 samples one by one. Results are displayed using a standard boxplot, displaying the median (labelled) and quartiles values of the distribution. All individual points are also overlaid on top.

Naker implementation maintained real-time processing capabilities, successfully processing samples within the 61ms (forward + backward + 1 optimization step) window. Power efficiency measurements revealed substantial differences between the implementations. The SpiNNaker implementation exhibited minimal power consumption of under 0.5W even without leveraging dynamic power management, whereas power measurements for the GPU-based implementation indicated a consumption of 13.5 W for the RTX4070 GPU device alone. It is important to note that these GPU measurements exclude the power consumption of other system components such as the CPU, memory, and peripheral devices, suggesting that the total system power draw would be notably higher. These GPU measurements were collected on a shared workstation environment where other secondary processes may have slightly influenced power draw. A more rigorous comparison left for future work could include embedded GPU platforms such as the Jetson Nano, which would provide isolated testing conditions and precise power monitoring capabilities. Such platforms would allow for measurement of both isolated GPU power consumption and total system power draw, potentially offering a more edge-oriented comparison with the SpiNNaker implementation's full-system measurements. A more comprehensive comparison would then require controlled testing environments and dedicated power monitoring infrastructure to draw definitive conclusions about the relative energy efficiency of these approaches. However, the current measurements already suggest a superior energy efficiency for the SpiNNaker implementation, even when additional optimizations could still be applied. For instance, incorporating further optimizations associated with intrinsic mechanisms available in the hardware such as core-specific Dynamic Voltage and Frequency Scaling (DVFS) [Höppner et al., 2019]. The profiling results for both platforms are shown in table 1.

Table 1: Profiling Results

	Time	Energy
GPU	6.61 ms $\pm$ 0.427 ms	13.5 W
SpiNNaker2	61 ms	0.45 W

## 4 Discussion

This work reports on the first, proof-of-concept implementation of event-based backpropagation on SpiNNaker2. While our results are limited by the intentional desire of using the SRAM memory of each processing element, future work will leverage the 2 GB of DRAM available on the host board to enable larger networks and the processing of more complex data sets. However, scaling the current implementation to larger networks and multi-chip systems will require addressing other algorithmic challenges. For instance, the discretization used in this implementation of EventProp may impose constraints on the scalability and performance of multi-chip systems. Discretization errors accumulate and likely limit the scalability of this approach, especially for deep networks

or networks with long temporal dependencies. This challenge could be addressed by using other neuron models and numerical schemes that allow for scalable event-based neural networks.

While our work is based on spiking neurons, its applicability is not confined to this model class. Advances in event-based machine learning, such as the event-based gated recurrent unit [Subramoney et al., 2022], suggest the possibility of extending neuromorphic event-based backpropagation to models that use event-based processing with graded spikes. Hybrid hardware such as SpiNNaker2 that supports both event-based communication and the acceleration of conventional deep neural networks facilitates the integration of dynamic sparsity benefits into broader machine learning applications, leading to order-of-magnitude improvements in energy efficiency compared to traditional computing [Nazeer et al., 2024].

Our on-line learning results also suggest that event-based backpropagation could be used for on-chip learning in applications where training data arrives continuously. The computational complexity of the backward pass corresponds to that of the forward pass, making it feasible to use EventProp in such a scenario even if the algorithm is not online strictly speaking. Moreover, it is possible to implement reinforcement learning methods such as policy gradient [Sutton and Barto, 2018] in an on-line fashion, since EventProp only needs reward signals and not labels. Our framework could use the off-chip simulation to train a base model that is then deployed and fine-tuned on the neuromorphic hardware using data arriving in real time. To achieve efficient and adaptive on-chip fine-tuning across a range of tasks, the off-chip simulation could implement an outer meta-training loop. For example, model agnostic meta learning (MAML) can be used to find an optimal initialisation that ensures quick and effective adaptation when deployed on-chip, and has been shown to be successfully applicable to SNNs [Stewart and Neftci, 2022]. Such a hybrid approach could leverage and combine the advantages of conventional and neuromorphic computing, and enable the deployment of autonomous and adaptive agents on edge-devices.

Our work provides a proof-of-concept implementation of event-based backpropagation using EventProp on SpiNNaker2. Event-based backpropagation reduces the demand for memory compared to backpropagation-through-time in non-spiking neural networks and therefore allows for larger network sizes given a fixed amount of memory. At the same time, implementing event-based backpropagation on natively event-based computational substrates such as SpiNNaker2 enables higher energy efficiency due to temporally sparse data transfers between neurons. Realising these advantages will require addressing the challenges outlined above, and incorporating gradient-based learning in spiking neural networks, which remains an active area of research. Our work demonstrates that the flexibility afforded by SpiNNaker2 can be used to implement future advances in event-based training methods for spiking neural networks, and outline its applicability to other more generic event-based Machine Learning models [Subramoney et al., 2022].

## 5 Acknowledgement

This project is partially funded by the EIC Transition under the "SpiNNNode" project (grant number 101112987), and by the Federal Ministry of Education and Research of Germany in the programme of "Souverän. Digital. Vernetzt.". Joint project 6G-life, project identification number: 16KISK001K. This work was partially funded by the German Federal Ministry of Education and Research (BMBF) within the KI-ASIC project (16ES0996), and by the BMBF and the free state of Saxony within the ScaDS.AI center of excellence for AI research. The authors would like to acknowledge the 2022 Telluride Neuromorphic Cognition Engineering Workshop where this project was initiated.

## References

- [Bellec et al., 2020] Bellec, G., Scherr, F., Subramoney, A., Hajek, E., Salaj, D., Legenstein, R., and Maass, W. (2020). A solution to the learning dilemma for recurrent networks of spiking neurons. *Nature Communications*, 11(1):3625.
- [Biewald, 2020] Biewald, L. (2020). Experiment tracking with weights and biases. Software available from wandb.com.
- [Bohte et al., 2000] Bohte, S. M., Kok, J. N., and La Poutré, J. A. (2000). Spikeprop: backpropagation for networks of spiking neurons. In *ESANN*, volume 48, pages 419–424. Bruges.
- [Cramer et al., 2022] Cramer, B., Billaudelle, S., Kanya, S., Leibfried, A., Grübl, A., Karasenko, V., Pehle, C., Schreiber, K., Stradmann, Y., Weis, J., Schemmel, J., and Zenke, F. (2022). Surrogate gradients for analog neuromorphic computing. *Proceedings of the National Academy of Sciences*, 119(4):e2109194119.
- [Esser et al., 2015] Esser, S. K., Appuswamy, R., Merolla, P., Arthur, J. V., and Modha, D. S. (2015). Backpropagation for energy-efficient neuromorphic computing. In Cortes, C., Lawrence, N., Lee, D., Sugiyama, M., and Garnett, R., editors, *Advances in Neural Information Processing Systems*, volume 28. Curran Associates, Inc.
- [Göltz et al., 2021] Göltz, J., Kriener, L., Baumbach, A., Billaudelle, S., Breitwieser, O., Cramer, B., Dold, D., Kungl, A. F., Senn, W., Schemmel, J., Meier, K., and Petrovici, M. A. (2021). Fast and energy-efficient neuromorphic deep learning with first-spike times. *Nature Machine Intelligence*, 3(9):823–835.
- [Gonzalez et al., 2024] Gonzalez, H. A., Huang, J., Kelber, F., Nazeer, K. K., Langer, T., Liu, C., Lohrmann, M., Rostami, A., Schöne, M., Vogginger, B., Wunderlich, T. C., Yan, Y., Akl, M., and Mayr, C. (2024). Spinnaker2: A large-scale neuromorphic system for event-based and asynchronous machine learning.
- [Goodfellow et al., 2016] Goodfellow, I. J., Bengio, Y., and Courville, A. (2016). *Deep Learning*. MIT Press, Cambridge, MA, USA. <http://www.deeplearningbook.org>.
- [Höppner et al., 2019] Höppner, S., Vogginger, B., Yan, Y., Dixius, A., Scholze, S., Partzsch, J., Neumärker, F., Hartmann, S., Schiefer, S., Ellguth, G., et al. (2019). Dynamic power management for neuromorphic many-core systems. *IEEE Transactions on Circuits and Systems I: Regular Papers*, 66(8):2973–2986.
- [Kingma and Ba, 2017] Kingma, D. P. and Ba, J. (2017). Adam: A Method for Stochastic Optimization. arXiv:1412.6980 [cs].
- [Knight et al., 2021] Knight, J. C., Komissarov, A., and Nowotny, T. (2021). Pygenn: a python library for gpu-enhanced neural networks. *Frontiers in Neuroinformatics*, 15:659005.
- [Kriener et al., 2022] Kriener, L., Göltz, J., and Petrovici, M. A. (2022). The Yin-Yang dataset. arXiv:2102.08211 [cs, q-bio].
- [Kumar et al., 2019] Kumar, R., Purohit, M., Svitkina, Z., Vee, E., and Wang, J. R. (2019). Efficient rematerialization for deep networks. In *Advances in Neural Information Processing Systems*, volume 32.
- [Mayr et al., 2019] Mayr, C., Hoepfner, S., and Furber, S. (2019). SpiNNaker 2: A 10 Million Core Processor System for Brain Simulation and Machine Learning. arXiv:1911.02385 [cs].
- [Nazeer et al., 2024] Nazeer, K. K., Schöne, M., Mukherji, R., Vogginger, B., Mayr, C., Kappel, D., and Subramoney, A. (2024). Language modeling on a spinnaker2 neuromorphic chip. In *2024 IEEE 6th International Conference on AI Circuits and Systems (AICAS)*, pages 492–496.
- [Nowotny et al., 2022] Nowotny, T., Turner, J. P., and Knight, J. C. (2022). Loss shaping enhances exact gradient learning with eventprop in spiking neural networks.(dec. 2022).
- [Ojika et al., 2020] Ojika, D., Patel, B., Reina, G. A., Boyer, T., Martin, C., and Shah, P. (2020). Addressing the Memory Bottleneck in AI Model Training. *CoRR*, abs/2003.08732.
- [Paszke et al., 2019] Paszke, A., Gross, S., Massa, F., Lerer, A., Bradbury, J., Chanan, G., Killeen, T., Lin, Z., Gimelshein, N., Antiga, L., Desmaison, A., Köpf, A., Yang, E., DeVito, Z., Raison, M., Tejani, A., Chilamkurthy, S., Steiner, B., Fang, L., Bai, J., and Chintala, S. (2019). Pytorch: An imperative style, high-performance deep learning library.



- [Pehle et al., 2023] Pehle, C., Blessing, L., Arnold, E., Müller, E., and Schemmel, J. (2023). Event-based backpropagation for analog neuromorphic hardware.
- [Perrett et al., 2022] Perrett, A., Summerton, S., Gait, A., and Rhodes, O. (2022). Online learning in snn with e-prop and neuromorphic hardware. In *Proceedings of the 2022 Annual Neuro-Inspired Computational Elements Conference*, pages 32–39.
- [Pleiss et al., 2017] Pleiss, G., Chen, D., Huang, G., Li, T., van der Maaten, L., and Weinberger, K. Q. (2017). Memory-Efficient Implementation of DenseNets. *CoRR*, abs/1707.06990.
- [Rostami et al., 2022] Rostami, A., Vogginger, B., Yan, Y., and Mayr, C. G. (2022). E-prop on spinnaker 2: Exploring online learning in spiking rnns on neuromorphic hardware. *Frontiers in Neuroscience*, 16.
- [Stewart and Neftci, 2022] Stewart, K. M. and Neftci, E. O. (2022). Meta-learning spiking neural networks with surrogate gradient descent. *Neuromorphic Computing and Engineering*, 2(4):044002. Publisher: IOP Publishing.
- [Subramoney et al., 2022] Subramoney, A., Nazeer, K. K., Schöne, M., Mayr, C., and Kappel, D. (2022). Egru: Event-based gru for activity-sparse inference and learning.
- [Sutton and Barto, 2018] Sutton, R. S. and Barto, A. G. (2018). *Reinforcement Learning: An Introduction*. The MIT Press, second edition.
- [Vogginger et al., 2024] Vogginger, B., Kelber, F., Jobst, M., Béna, G., Arfa, S., Yan, Y., Gerhards, P., Weih, M., Akl, M., Gonzalez, H. A., and Mayr, C. (2024). py-spinnaker2.
- [Wunderlich and Pehle, 2021] Wunderlich, T. C. and Pehle, C. (2021). Event-based backpropagation can compute exact gradients for spiking neural networks. *Scientific Reports 2021 11:1*, 11(1):1–17.

## 6 Supplementary Materials

### 6.1 Complete equations for neuron layer program

#### 6.1.1 Forward

Denoting the synaptic current and membrane potential of the  $j$ th neuron in the  $l$ th layer at timestep  $t$  as  $I_i^{j,l}$  and  $V_i^{j,l}$ , our implementation computes:

$$I_{t+1}^{j,l} = \alpha_I I_t^{j,l} + \sum_{k=1}^{N_{l-1}} W_{jk}^l \theta(V_t^{k,l-1} - 1), \quad (2)$$

$$V_{t+1}^{j,l} = \alpha_V V_t^{j,l} (1 - \theta(V_t^{j,l} - 1)) + (1 - \alpha_V) I_{t+1}^{j,l}, \quad (3)$$

where  $\alpha_V, \alpha_I \in [0, 1]$  are the respective decay factors,  $W_{(jk)}^l$  is the weight matrix of the  $l$ th layer and  $\theta(\cdot)$  is the Heaviside theta function. The number of neurons in the  $l$ th layer is given by  $N_l$  and the initial conditions are  $I_0^{j,l} = V_0^{j,l} = 0$  for all neurons. The decay factors are given by

$$\alpha_I = \exp\left(-\frac{\Delta t}{\tau_s}\right), \quad (4)$$

$$\alpha_V = \exp\left(-\frac{\Delta t}{\tau_m}\right), \quad (5)$$

where  $\tau_s$  and  $\tau_m$  are time constants and  $\Delta t$  is the discretization time step.

#### 6.1.2 Backward

The backward pass implements a discretization of the adjoint system [Wunderlich and Pehle, 2021] as

$$\lambda_t^{j,l} = \alpha_I \mu_{t+1}^{j,l} + (1 - \alpha_I) \lambda_{t+1}^{j,l-1}, \quad (6)$$

$$\mu_t^{j,l} = \alpha_V \mu_{t+1}^{j,l} + \theta(V_{t+1}^{j,l} - 1) (I_{t+1}^{j,l} - V_{t+1}^{j,l})^{-1} \left[ \mu_{t+1}^{j,l} + \sum_{k=1}^{N_{l+1}} W_{kj}^{l+1} (\mu_{t+1}^{k,l+1} - \lambda_{t+1}^{k,l+1}) \right], \quad (7)$$

with initial conditions  $\lambda_T^{j,l} = \mu_T^{j,l} = 0$ , where  $T$  is the final time step.

#### 6.1.3 Gradients computation

The gradient matrix is accumulated as

$$G_{jk}^l = -\tau_s \sum_{t=1}^T \theta(V_t^{k,l-1} - 1) \lambda_t^{j,l}. \quad (8)$$

## 6.2 Off-chip simulation

Figure 4 shows the differences of voltage traces (forward and backward) between off-chip and on-chip implementations when processing a single sample. The minor deviations, which are likely caused by numerical differences, imply that the off-chip implementation can be used to optimise hyperparameters for on-chip deployment. we can see in Figure 5 that the resulting gradients and weights end up almost perfectly identical, only deviating of minor numerical values.

## 6.3 Optimized Hyperparameters

- **Loss Parameters** : We tune  $\alpha$  (regularization strength in the loss function),  $\tau_0$  and  $\tau_1$  (see 1)
- **Initialisation Parameters**: We tune scales to initialise the neuron populations. By default, the population is initialised following a normal distribution  $\mathcal{M}(\mu, \sigma)$ , where  $\mu = \sigma = \frac{1}{\sqrt{n_{in}}}$ ,  $n_{in}$  being the number of input neurons of the layer. We fine-tune this distribution by scaling  $\sigma, \mu$  by factors  $s_\sigma^l, s_\mu^l$  for each layer  $l$ .

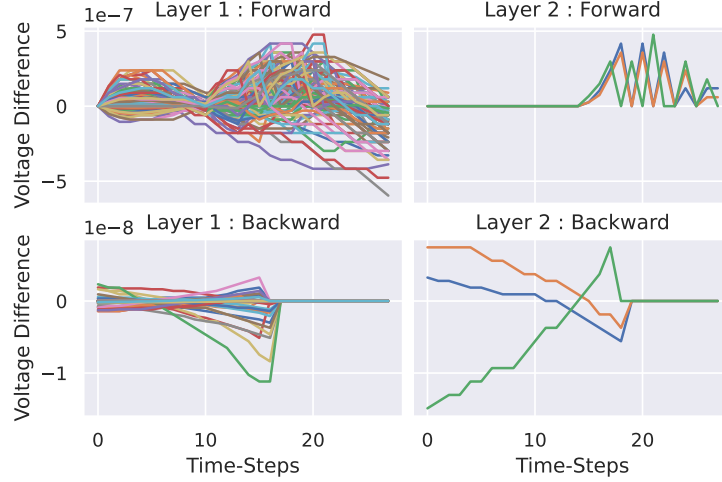


Figure 4: Voltage differences of the on-chip and off-chip implementations after processing a single sample.

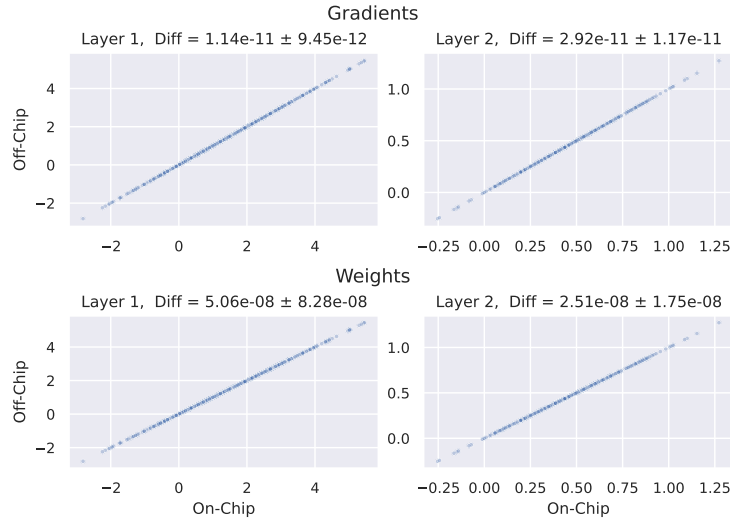


Figure 5: Scatterplot of gradients and weights of the on-chip and off-chip implementations after processing a single sample.

- **Optimization Parameters:** We tune  $lr$ ,  $\gamma$  and  $\lambda$ , the optimizer’s learning rate, scheduler’s decay rate, and weight-decay parameter respectively

$\alpha$	$\tau_0$	$\tau_1$	$lr$	$\gamma$	$\lambda$	batch size	T	$(s_\mu^0, s_\sigma^0)$	$(s_\mu^1, s_\sigma^1)$
0.01	1.5	100	0.002	0.93	$6.5e-7$	22	28	(3.2, 3.2)	(5.2, 2.8)

Table 2: Best hyper-parameters discovered by Bayesian search

#### 6.4 Pseudo Code for Chip Programs

We present here pseudo code for all chip programs to enable readers a clearer idea of the way computation is done on-chip. These should not be taken literally, albeit being close to the actual code they include simplifications for better reading comprehension.

Listing 1: Neuron Population Simulation

```

void reset_and_sync():
    reset_input_buffers();
    reset_neuron_states();
    reset_recordings();
    // timestep counter reset
    systicks = UINT32_MAX ;
    total_systicks = UINT32_MAX;
    backward = False;
    run = 1;
    // wait for interrupt from control node to ensure optimization is finished
    wait_for_start_signal();
    reset_neuron_gradients();
    timer_init();
    timer_start();

void neuron_process_sample():
    while total_systicks <= n_total_systicks:
        total_systicks++
        if not backward :
            // receive last spikes but do not process
            if systicks == n_timesteps:
                receive_spikes();
            // initialize backward pass
            else if systicks == n_timesteps + 1:
                systicks--;
                backward = True;
                neuron_initialize_backward();
            // Forward Pass
            else:
                systicks++;
                receive_spikes();
                neurons_update();
            // Backward Pass
            else:
                systicks--;
                receive_spikes_backward();
                neuron_do_backward_update();
                accumulate_gradients();
                send_errors_backward();
        run = 0;

while epoch <= n_epochs:
    while sample <= n_samples:
        reset_and_sync();
        while run:
            neuron_process_sample();
            sample++;
        sample = 0;
        epoch++;

```

Listing 2: Loss Population Simulation

```

void reset_and_sync():
    reset_recordings();
    // timestep counter reset
    systicks = UINT32_MAX;
    total_systicks = UINT32_MAX;
    backward = False;

```

```

run = 1;
// wait for interrupt from control node to ensure optimization is finished
wait_for_start_signal();
reset_loss_and_errors();
timer_init();
timer_start();

void loss_process_sample():
while total_systicks <= n_total_systicks:
    // Prepare for backward
    if not backward:
        if systicks == n_timesteps:
            receive_spikes();
            backward = True;
            systicks--;
            compute_loss();
        // Forward pass
        else:
            systicks++;
            // Receive spikes from output layer
            receive_spikes();
        // Bacward Pass
        else:
            systicks--;
            // Bacpropagate errors at spike time
            send_spikes_backward();
run = 0;

while epoch <= n_epochs:
    while sample <= n_samples:
        reset_and_sync();
        while run:
            loss_process_sample();
            sample++;
        sample = 0;
        epoch++;

```

Listing 3: Control Node

```

while epoch <= n_epochs:
    while sample <= n_samples:
        // Synchronize PEs' start
        send_start_signal();
        // Nothing to do while PEs complete their simulations
        wait_for_completion();
        // Get gradients from all neuron PEs
        gather_gradients();
        // Adam algorithm
        update_adam();
        // Update weights and send back to PEs after simulation
        update_weights();
        sample++;
    sample = 0;
    epoch++;

```