

GBRIP: Granular Ball Representation for Imbalanced Partial Label Learning

Jintao Huang¹, Yiu-ming Cheung^{1,*}, Chi-man Vong², Wenbin Qian³

¹Department of Computer Science, Hong Kong Baptist University, Hong Kong SAR, China

²Department of Computer and Information Science, University of Macau, Macau SAR, China

³School of Software, Jiangxi Agricultural University, Nanchang, China

{csjthuang,ymc}@comp.hkbu.edu.hk; cmvong@um.edu.mo; wenbinqian1027@126.com

Abstract

Partial label learning (PLL) is a complicated weakly supervised multi-classification task compounded by class imbalance. Currently, existing methods only rely on inter-class pseudo-labeling from inter-class features, often overlooking the significant impact of the intra-class imbalanced features combined with the inter-class. To address these limitations, we introduce Granular Ball Representation for Imbalanced PLL (GBRIP), a novel framework for imbalanced PLL. GBRIP utilizes coarse-grained granular ball representation and multi-center loss to construct a granular ball-based feature space through unsupervised learning, effectively capturing the feature distribution within each class. GBRIP mitigates the impact of confusing features by systematically refining label disambiguation and estimating imbalance distributions. The novel multi-center loss function enhances learning by emphasizing the relationships between samples and their respective centers within the granular balls. Extensive experiments on standard benchmarks demonstrate that GBRIP outperforms existing state-of-the-art methods, offering a robust solution to the challenges of imbalanced PLL. The code will be available in supplemental materials.

Introduction

Partial Label Learning (PLL) (Cour, Sapp, and Taskar (2011); Tian, Yu, and Fu (2023); Qian et al. (2024b); Xu et al. (2025)) has emerged as a crucial area in weakly supervised learning, addressing challenges in image annotation, natural language processing, and web mining. PLL scenarios involve instances associated with multiple candidate labels, with only one correct label mirroring real-world labeling complexities (Hüllermeier and Beringer (2006); Cour, Sapp, and Taskar (2011); Chen, Patel, and Chellappa (2017); Tian, Yu, and Fu (2023)). Recent research has progressed from fundamental techniques to more advanced methods, which can be categorized into two approaches: Average Disambiguation Method (ADM) and Identification Disambiguation Method (IDM) (Tian, Yu, and Fu (2023)). ADM, utilized in models such as Partial Label k-Nearest Neighbors (PL-kNN) (Hüllermeier and Beringer (2006)) and Partial Label Support Vector Machine (PL-SVM) (Nguyen and

Caruana (2008)), averages scores across all candidate labels, potentially influenced by incorrect labels. On the other hand, IDM treats the true label as a latent variable and employs iterative methods like Maximum Likelihood Estimation (Liu and Dietterich (2012); Lv et al. (2020)). Nonetheless, it runs the risk of misidentifying false positives as true labels. Recent advancements in Graph-based manifold learning (Wang, Li, and Zhang (2019); Lyu, Wu, and Feng (2022); Zhang et al. (2020); Qian et al. (2024a)) have enhanced PLL by capitalizing on data relationships and intrinsic geometries, improving accuracy and robustness.

Numerous PLL methods are designed to assume balanced class distributions, which do not always align with real-world data that often exhibit an imbalanced distribution Lu et al. (2023); Li et al. (2024). This imbalance can lead to suboptimal performance in less classes and cause predictions to be biased toward dominant categories. While addressing class imbalance in multi-class classification is well-researched, it presents unique challenges in PLL inexact labeling (Zhang et al. (2023)). Due to label ambiguity, traditional methods such as under- or over-sampling could not be effective in PLL. Imbalanced PLL (IPLL) (Wang and Zhang (2018)) and Long-tailed PLL (LT-PLL) are more viable (Wang et al. (2022a)), but existing PLL methods struggle in labels disambiguating in imbalanced settings. Innovative approaches are necessary to tackle class imbalance and label ambiguity in PLL. Nowadays, there are some researches have been conducted on LT-PLL. Wang et al. (Wang and Zhang (2018)) and Liu et al. (Liu et al. (2021)) addressed LT-PLL by employing oversampling and regularization techniques. Solar (Wang et al. (2022a)) utilized optimal transport to mitigate pseudo-label bias by enforcing class distribution priors. Additionally, RECORDS (Hong et al. (2023)) introduced a dynamic rebalancing strategy that adjusts logits based on recovered class distributions. Furthermore, PLRIPL (Xu et al. (2024)) presented a pseudo-label regularization technique by focusing on penalizing pseudo labels of head classes. Meanwhile, HTC (Jia et al. (2024)) employed a dual-classifier model to handle samples from both head and tail classes, leading to improved predictions across all class distributions.

However, our study observed that existing IPLL and LT-PLL methods rely on prior label confidence matrices (i.e., pseudo labels) derived from inter-class features (i.e., inter-

*Corresponding author.

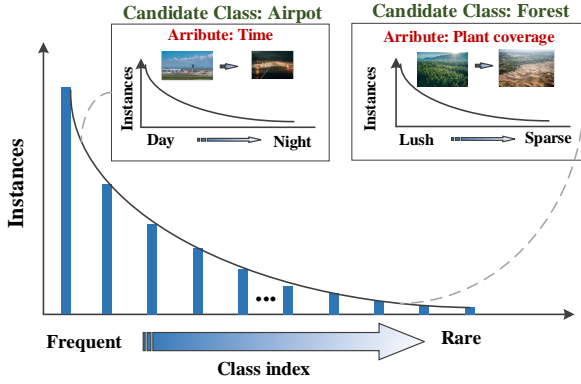


Figure 1: Practical example of a real-world long-tailed PLL dataset CIFAR100-LT. There are both intra-class imbalanced samples for the majority candidate labels “Airport” and the minority candidate labels “Forest”. Different from the existing methods that ignore the impact of intra-class imbalance, our proposed GBRIP can consider both inter-class and intra-class imbalance.

class differences). However, these methods significantly ignore the impact of intra-class sample imbalance (Tang et al. (2022)). For example, as shown in Figure 1, in the practical PLL CIFAR-100LT dataset, the majority candidate class “airport” exhibits an inter-class feature imbalance phenomenon of “time”, such as fewer samples at night than during the day. Similarly, the minority candidate class “forest” exhibits inter-class imbalanced feature phenomena such as “plant coverage”. Therefore, when the intra-class feature space is not effectively mined and utilized, such intra-class imbalance will lead to inaccurate and unreliable label confidence matrices. Additionally, although some methods combine sampling techniques to mitigate the impact of class imbalance, they still struggle with the intra-class imbalance, as it’s difficult for them to sample and extract information from these intra-class imbalanced samples effectively. Therefore, existing methods make it difficult to solve the complexity of inter-class and intra-class imbalance in IPLL, resulting in poor performance.

Motivated by the limitations of existing methods, we propose a novel approach to imbalanced PLL called Granular Ball Representation for Imbalanced PLL (GBRIP). This method integrates two key components: Coarse-grained Granular ball Representation (CGR) and Multi-Center Loss (MCL). Given the challenges posed by PLL with inexact supervision, CGR employs the superior GB technology (Xia et al. (2019); Liu et al. (2024); Xia et al. (2022, 2024); Xie et al. (2024a,b)) to significantly unravel the intra-class and inter-class imbalance. Specially, by using an unsupervised 2NN clustering method in CGR, the fine-grained and imbalanced feature space is progressively divided into coarse-grained GB representations with nearly equal size, where each sub GB acts as a class. To address both inter-class and intra-class imbalances, we construct a GB-based graph representation within this space using a newly proposed weight measurement criterion. Unlike existing methods that

consider inter-class features only, our GB graph representation captures both inter-class and intra-class imbalances, enabling the construction of a more accurate label confidence matrix for guiding label disambiguation in IPLL. During optimization, GBRIP employs a loss function based on MCL, which focuses on the relationships between samples and their respective centers within the granular balls. This reduces the impact of outliers or hard-to-distinguish samples, leading to more robust learning. The joint loss function in GBRIP effectively mitigates the effects of inter-class and intra-class imbalances, ultimately achieving superior performance.

Contribution. We propose GBRIP, a novel method for IPLL that effectively addresses both inter-class and intra-class imbalances. Using unsupervised clustering, GBRIP segments an imbalanced feature space into a balanced coarse-grained granular ball (GB) space. For this GB space, a novel weight measurement criterion is presented to enable the construction of a GB graph representation, effectively capturing the information of inter-class and intra-class imbalances, thus improving label confidence matrices and guiding disambiguation. GBRIP also introduces a Multi-Center Loss (MCL) function, optimizing a joint loss function. Extensive experiments validate GBRIP’s superiority over state-of-the-art models, offering a robust solution for IPLL challenges.

Compared to existing imbalanced PLL methods. The previously aforementioned IPLL and LT-PLL methods can solve the inter-class imbalanced PLL problems, while significantly ignore the impact of intra-class imbalances (Wang et al. (2022a); Jia et al. (2024)), where such imbalanced intra-class features can significantly degrade the accuracy and robustness of label confidence construction. The proposed GBRIP can tackle the IPLL problem more effectively by simultaneously considering the impact of both inter-class and intra-class features on label confidence using the newly developed GB graph representation space.

Compared to existing GB methods. Existing GB-based methods can handle class imbalances (Xia et al. (2021); Xie et al. (2024c,d)), yet they significantly depend on precise supervised class information, making them inapplicable to PLL due to the lack of exact supervision. To tackle this issue, we propose a novel GB-graph method that utilizes an unsupervised 2NN clustering method and weight measurement to construct a coarse-grained feature representation. This method effectively addresses sample imbalances within and between sub-balls, resulting in a more accurate label confidence matrix. Consequently, our approach successfully overcomes the challenges of imbalanced PLL.

Proposed Method

Problem setup. Let $\mathbf{X} \in R^d$ be the input space, and $\mathbf{Y} = \{y_1, y_2, \dots, y_L\}$ be the label space with L distinct categories. Given the PLL training objects $\mathcal{D} = \{(x_i, \mathcal{S}_i)\}_{i=1}^N$ where N is the number of objects and $\mathcal{S}_i \subset \mathbf{Y}$ is the candidate label set for the sample $x_i \in \mathbf{X}$. We denote the j -th element of \mathcal{S}_i as $\mathcal{S}_{i,j}$. Here, $\mathcal{S}_{i,j} = 1$ if the label j is one of candidate

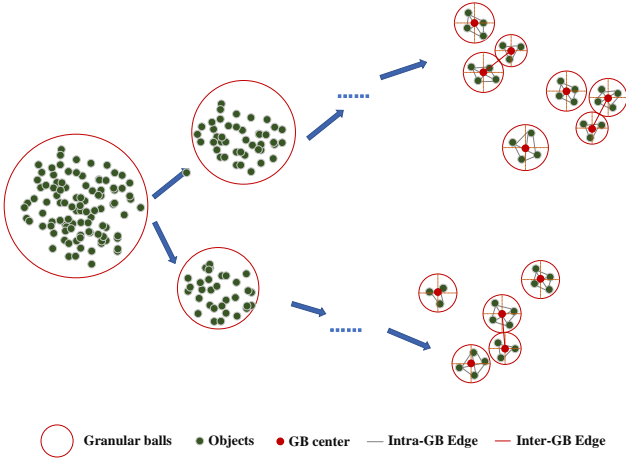


Figure 2: The basic idea of GBRIP: Using 2NN unsupervised clustering, imbalanced samples between and within classes are gradually divided into smaller coarse-grained GB spaces, forming a new GB-graph representation.

label for x_i , and otherwise 0. The true label $y_i \in \mathcal{S}_i$ of x_i is concealed in \mathcal{S}_i . A fundamental challenge in PLL is label disambiguation, i.e., identifying the ground-truth label y_i from the candidate label set \mathcal{S}_i .

The goal is to train a classifier $f: \mathbf{X} \rightarrow [0, 1]^L$, parameterized by θ , that can perform predictions on unseen testing data. Here, f is the softmax output of a neural network, and $f_j(\cdot)$ denotes the j -th entry. Let $\mathbf{P} = [\mathbf{p}_1, \dots, \mathbf{p}_N]^\top = [p_{i,j}]_{N \times L}$ be the label confidence matrix. To perform label disambiguation, we maintain a pseudo-label \mathbf{p}_i for sample x_i where $p_j(x_i)$ donate the j -th entry. We train the classifier with the cross-entropy loss $\mathcal{L}_{ce}(f; \mathbf{x}_i, \mathbf{p}_i) = \sum_{j=1}^L -p_{i,j} \log(f_j(x_i))$.

Motivation of GBRIP. Our approach aims to maximize the distinction between imbalanced samples from different classes while minimizing the distance between balanced samples within the same class and making intra-class imbalanced samples as far apart as possible. To address the challenges of imbalanced PLL and inaccurate supervision, we propose a method that gradually merges and separates samples in the feature space using unsupervised clustering, creating a coarse-grained sample space. We introduce a new GB-graph representation based on this coarse-grained space, which leverages inter-class and intra-class sample information to construct a more accurate label confidence matrix for effective disambiguation. Figure 2 illustrates our method.

The CGR module of GBRIP. Although GB can effectively cope with the challenge of imbalance, they are limited by the challenge of PLL with inexact labeling, which makes existing GB methods are difficult to construct accurate and effective coarse-grained GB spaces. To this end, we propose a GB representation method based on 2NN unsupervised clustering. First, for the feature space $F(\mathbf{X})$ constructed by any feature extractor $\mathcal{F}(\cdot)$, we regard it as a meta GB. Then, we use the 2NN method to cluster $F(\mathbf{X})$, each time with 2 categories, and each category is a sub-GB, which can sepa-

rate samples with large differences from the coarse-grained feature space. After that, the 2NN method is used cyclically, which eventually separates the GBs with large inter-class differences farther apart, while ensuring that the number of unbalanced samples within each sub-GB is minimized.

The decision to further divide each GB depends on its size. Typically, the maximum number of clusters is denoted as “ n ” chosen based on established guidelines. If the current size of a GB exceeds the defined limit “ N ”, a 2-Means KNN clustering approach is employed to split it into two smaller sub-balls. On the other hand, if the size of the GB is less than or equal to “ N ”, it is retained as is. This method of division, based on the GB size, is designed to strike an optimal balance between the granularity of the GBs and the overall efficiency of the algorithm. By implementing this approach, the algorithm effectively handles the trade-off between having too many small clusters, which might reduce efficiency, and too few large clusters, which might decrease the accuracy of classification or clustering within the GBs.

Suppose $\mathbf{GB} = \emptyset$ is an initialized GB space for $F(\mathbf{X})$, and the initialized sub-GB $\mathbf{Q} = \mathbf{X}$, for each head GB $gb_i \in \mathbf{Q}$, whether gb_i needs to be split should satisfy:

$$\begin{cases} \mathbf{Q} = 2NN(gb_i) \text{ add to tail,} & \text{if } |gb_i| > \sqrt{N}, \\ \mathbf{GB} = \mathbf{GB} \cup gb_i, & \text{otherwise.} \end{cases} \quad (1)$$

Accordingly, the generated GB representative space for $F(\mathbf{X})$ is denoted as:

$$\mathbf{GB} = \{gb_1, gb_2, \dots, gb_n\}. \quad (2)$$

For each $gb_i \in \mathbf{GB}$ with q objects $gb_i = \{x_i^1, x_i^2, \dots, x_i^q\}$ where q is the number of object of gb_i , the center (c_i), and the radius (r_i) of gb_i can be computed by:

$$c_i = \frac{1}{|gb_i|} \sum_{x_i^k \in gb_i} x_i^k, \quad (3)$$

$$r_i = \max\{dist(x_i^k, c_i) \mid x_i^k \in gb_i\}, \quad (4)$$

where $|gb_i|$ is the object number of the i -th GB, $x_i^k \in gb_i$ denotes the k -th object of i -th ball, and $dist(x_i^k, c_i)$ is the Euclidean distance. Specially, for each $gb_j \in \mathbf{GB}$, $gb_i \cap gb_j = \emptyset$.

Based on \mathbf{GB} , a weighted graph $\mathbf{G} = (\mathbf{V}, \mathbf{E})$ can be constructed where \mathbf{V} represents the training objects, and \mathbf{E} is denoted as the similarity of two objects in \mathbf{V} , i.e., the edges of graph \mathbf{G} . It is worth noting that, different from the traditional fully connected graph and K -nearest neighbor graph, the GB-based graph is constructed based on the given \mathbf{GB} in this paper. Specifically, for each training object $x_i^k \in gb_i \subset \mathbf{GB}$, let $\mathbf{B}(x_i^k)$ denote as all objects in the gb_i who are in the same ball as x_i^k . For each $x_i^j \in \mathbf{B}(x_i^k)$, the edges \mathbf{E} of GB-based graph between x_i^k and x_i^j can be denoted as:

$$\mathbf{E} = \{(x_i^k, x_i^j) \mid x_i^j \in \mathbf{B}(x_i^k), 1 \leq j \leq q\}. \quad (5)$$

Specially, if $\mathbf{B}(x_i^k) = \emptyset$, $\mathbf{E}_i^k = \emptyset$. Notably, Eq. (5) only constructs edges for samples within each GB, while neglecting the edges of samples of inter-GBs. Since the difference

between classes and samples within classes is large, we construct edges for samples between GBs according to the following criteria for two objects $\mathbf{x}_i^k \in \mathbf{gb}_i$ and $\mathbf{x}_j^m \in \mathbf{gb}_j$:

$$\begin{cases} E(\mathbf{x}_i^k, \mathbf{x}_j^m) = \frac{1}{\|\mathbf{c}_i + \mathbf{c}_j\|}, & \text{if } \|\mathbf{c}_i + \mathbf{c}_j\| < 2 \times \arg \max\{r_i, r_j\}, \\ E(\mathbf{x}_i^k, \mathbf{x}_j^m) = \emptyset, & \text{otherwise.} \end{cases} \quad (6)$$

Eq. (6) shows that if the distance between the centers of two balls is less than twice the maximum radius of the two balls, we think that the samples of the two balls are likely to be intra-class imbalanced samples, then a connected graph of two GBs can be constructed from the samples between them. On the contrary, the two GBs are regarded as coarse-grained imbalanced samples between classes. Therefore, no connected graph is established between the two GBs. In other words, the weight of imbalanced samples between the two classes in the GB graph is 0.

For the given set of edges E , a weighted matrix is defined as $\mathbf{W} = [w_{i,j}]_{N \times N}$ where $w_{i,j} > 0$ if $(\mathbf{x}_i, \mathbf{x}_j) \in E$, and $w_{i,j} = 0$, otherwise. In this paper, we hope to reconstruct \mathbf{x}_i^k through the weighted sum of adjacent samples in the GB space of object \mathbf{x}_i^k . Let \mathbf{w} be the weight vector of \mathbf{x}_i^k and its adjacent samples in GB, and the weight $w_i^{k,j}$ between \mathbf{x}_i^k and its adjacent object \mathbf{x}_i^j can be obtained by solving the following optimization problem:

$$\begin{aligned} \min_{\mathbf{w}_i^k} & \left\| \mathbf{x}_i^k - \sum_{j=1}^{q-1} w_i^{k,j} \cdot \mathbf{x}_i^j \right\|^2, \\ \text{s.t. } & w_i^{k,j} \geq 0, \forall \mathbf{x}_i^j \in \mathbf{B}(\mathbf{x}_i^k). \end{aligned} \quad (7)$$

The optimization process of Eq. (7) aims to minimize the reconstruction error of the nearest neighbors of \mathbf{x}_i^k . Therefore, it is necessary to assign higher weights to objects that make a significant contribution to the reconstruction so that they can have a more significant impact on the iterative label transfer process. To achieve this, we need to solve a non-negative linear least squares problem to determine the weight vector \mathbf{W} that quantifies the relationship between each object and its nearest neighbor. Any quadratic programming solver can be used to find the optimal solution to this optimization problem. The proposed approach ensures that the neighbors that contribute the most in terms of reconstruction accuracy are prioritized, resulting in an overall improvement in the effectiveness of the label disambiguation.

Label Disambiguation of GBRIP by Multi Center Loss (MCL). To obtain the disambiguation label sets, for the label propagation confidence matrix $\mathbf{P} = [\mathbf{P}_1, \mathbf{P}_2, \dots, \mathbf{P}_n]_{n \times L}$, the label confidence vector $\mathbf{P}_i^k = [p_{i,j}^k]_{1 \times L}^T$ for object $\mathbf{x}_i^k \in \mathbf{gb}_i \subset \mathbf{GB}$ is initialized as:

$$p_{i,j}^k = \begin{cases} \frac{S_{i,j}^k f_j(\mathbf{x}_i^k)}{\mathbf{W}_i^k \times \sum_{j=1}^L S_{i,j}^k f_j(\mathbf{x}_i^k)}, & \text{if } y_j \in \mathbf{S}_i, \\ 0, & \text{otherwise,} \end{cases} \quad (8)$$

where $p_{i,j}^k \in [0, 1]$ is denoted the label confidence of label y_j as the ground-truth label of object \mathbf{x}_i^k , and $\mathbf{W}_i^k = \sqrt{\sum_{m=1}^n w_i^{k,m}}$ can be obtained by Eq. (7).

We have developed a CGR-based feature space to represent a well-balanced feature space to a certain extent. It is crucial to guarantee that the center of each GB can accurately represent the respective samples of the GB. To accomplish this, we have imposed constraints on the CGR feature space to improve the representativeness of the GB centers. While the segmented balls address intra-class imbalances, further refinement is needed to handle abnormal or highly unbalanced samples within the balls that are challenging to differentiate. To address this, we have devised a multi-center loss function that emphasizes the GB centers and the balls themselves, ensuring that the representation remains robust and precise:

$$\min_{\theta, p} \sum_{i=1}^n \sum_{k=1}^i \mathcal{L}_{cls} \left(F(\mathbf{x}_i^k), \mathbf{P}_i^k; \theta \right), \quad (9)$$

$$\text{s.t. } \theta \in \arg \min_{\Theta} \sum_{i=1}^n \sum_{k=1}^i \|F(\mathbf{x}_i^k) - \mathbf{c}_i\|_2.$$

In Eq. (9), the component \mathcal{L}_{cls} denotes the classifier loss during the learning phase, and the standard cross-entropy loss (\mathcal{L}_{ce}) is used in this paper. The second component represents the center loss, aiming to guarantee the accurate representation of each ball's center. This approach effectively addresses inter-class and intra-class imbalances, promoting balanced and resilient learning outcomes:

$$\begin{aligned} \min_{\theta, p} \sum_{i=1}^n \sum_{k=1}^i \mathcal{L} &= \min_{\theta, p} \sum_{i=1}^n \sum_{k=1}^i \mathcal{L}_{ce} + \mathcal{L}_{mc} \\ &= \min_{\theta, p} \sum_{i=1}^n \sum_{k=1}^i \sum_{j=1}^L -p_{i,j}^k \log(f_j(\mathbf{x}_i^k)) \\ &\quad + \lambda \cdot \|F(\mathbf{x}_i^k) - \mathbf{c}_i\|_2. \end{aligned} \quad (10)$$

Therefore, the final objective function of our proposed GBRIP is denoted as:

$$\begin{aligned} \mathcal{L}_{GBRIP} &= \lambda_1 \mathcal{L}_{ce} + \lambda_2 \mathcal{L}_{mc} + \lambda_3 \mathcal{L}_{pr} \\ &= \min_{\theta, p} \sum_{i=1}^n \sum_{k=1}^i \sum_{j=1}^L [\lambda_1 (-p_{i,j}^k \log(f_j(\mathbf{x}_i^k))) \\ &\quad + \lambda_2 \times \|F(\mathbf{x}_i^k) - \mathbf{c}_i\|_2 \\ &\quad + \lambda_3 \times p_{i,j}^k \log r_j], \end{aligned} \quad (11)$$

where the third term \mathcal{L}_{pr} is the regularization item of the category, which will keep the pseudo labels away from the prior distribution r . Similar to previous work (Jia et al. (2024); Xu et al. (2024)), we adopt the method of alternately optimizing w and j . For constraint $p_{i,j}^k = 0$ for $\mathbf{S}_{i,j}^k = 0$, we can delete the items related to $p_{i,j}^k$ in the optimization goal if $\mathbf{S}_{i,j}^k = 0$. By using Lagrange multiplier method, p can be optimized by:

$$p_{i,j}^k = \frac{S_{i,j}^k f_{i,j}(\mathbf{x}_i^k) \mathbf{u}_j^{-\lambda_3}}{\mathbf{W}_i^k \times \sum_{j=1}^L S_{i,j}^k f_{i,j}(\mathbf{x}_i^k) \mathbf{u}_j^{-\lambda_3}}. \quad (12)$$

One of the key difference between long-tail learning and long-tail PLL in that the number of each category is unknown, which requires us to estimate \mathbf{u} based on the information of training data. To estimate \mathbf{u} , we initialize \mathbf{u} to be uniformly distributed $[1/c, \dots, 1/c]$, and update it by using a moving-average strategy to ensure the stability of updating:

$$\mathbf{u} \leftarrow \theta \mathbf{u} + (1 - \theta) \frac{1}{n} \sum_{i=1}^n \sum_{k=1}^q \prod_{j = \arg \max_{j' \in S_i^k} f_{j'}(\mathbf{x}_i^k)}, \quad (13)$$

where $\theta \in [0, 1]$ is a preset scalar. One advantage of this estimation method is that assuming our classifier can fully predict accurately, the estimated \mathbf{u} can approach the true \mathbf{u} .

Experiments

Experimental Settings

Datasets. We evaluated our method on two long-tailed datasets: CIFAR10-LT and CIFAR100-LT. The training images were randomly removed class-wise to create a predefined imbalance ratio $\gamma = \frac{n_j}{n_L}$, where n_j represents the number of images in the j -th class. For convenience, class indices were sorted by sample size in descending order, ensuring $n_1 \geq n_2 \geq \dots \geq n_L$ with a consistent ratio between consecutive classes. To generate partially labeled datasets, we manually flipped negative labels ($\hat{y} \neq y$) to false-positive labels with a probability $\psi = P(\hat{y} \in Y | \hat{y} \neq y)$, following previous works (Jia et al. (2024); Xu et al. (2024)). The final candidate label set included the ground-truth label and flipped false-positive labels. We selected $\gamma = \{50, 100, 200\}$, $\psi \in \{0.3, 0.5\}$ for CIFAR10-LT and $\gamma = \{10, 20, 50\}$, $\psi \in \{0.05, 0.1\}$ for CIFAR100-LT. We report the mean and standard deviation from three independent runs with the same random seed for all experiments, selecting the model with the best validation performance as the final model.

Baselines. We compared our method with nine state-of-the-art PLL methods, categorizing them based on whether they consider class imbalance. The methods that address imbalance or long-tailed PLL include four SOTA methods such as RECORDS (Hong et al. (2023)), Solar (Wang et al. (2022a)), PLRIPL (Xu et al. (2024)), and HTC (Jia et al. (2024)). Additionally, we compared our approach with five recent SOTA PLL methods that do not consider imbalance, including MSE (Feng et al. (2020)), VALEN (Xu et al. (2021)) LWS Wen et al. (2021), PRODEN, and PiCO (Wang et al. (2022b)). All hyper-parameters were tuned according to the settings provided in the original papers.

Implementation details. We utilized an 18-layer ResNet as the feature backbone for our experiments. The model was trained for 1000 epochs using the standard SGD optimizer with a momentum of 0.9. The initial learning rate was set to 0.01 and decayed using a cosine learning rate schedule. The batch size was fixed at 256. These configurations were applied consistently across our method and all baseline models to ensure a fair comparison. We conducted a pre-estimation training phase to obtain coarse-grained class priors, running the model 100 times on CIFAR10-LT and

20 times on CIFAR100-LT, following the approach used in previous work. After this phase, the model weights were initialized, and training resumed with the obtained class priors. For our method, GBRIP, the hyper-parameters were set as follows: $\lambda_1 = 0.5$, $\lambda_2 = 0.5$ and $\lambda_3 = 0.1$. The moving average parameter μ for the class prior estimate was set to 0.1/0.05 in the first phase and fixed at 0.01 afterward. For class-reliable sample selection, the parameter ρ was linearly increased from 0.2 to 0.5/0.6 over the first 50 epochs. We incorporated consistency loss and mixture into all baseline models except PiCO for a fair comparison. The mixture coefficients were sampled from a $\beta(4, 4)$ distribution. All experiments were conducted three times with different random seeds, and we reported the mean and standard deviation of the results.

Experimental Results

GBRIP achieves optimal results. As presented in Table 1, GBRIP outperforms the state-of-the-art (SOTA) methods on CIFAR10-LT and CIFAR100-LT datasets across various ψ and γ . The findings indicate that GBRIP significantly outperforms all competing methods substantially. Specifically, on the CIFAR10-LT dataset with $\psi = 0.3$ and an imbalance ratio $\gamma = 200$, GBRIP exhibits a 5.21% improvement over the optimal baseline, highlighting its effectiveness in handling scenarios with high imbalance. Furthermore, GBRIP shows its superiority under $\psi = 0.5$ and $\gamma = 200$, achieving a 6.26% performance gain over the best-performing baseline method. GBRIP consistently outperforms other methods on the CIFAR100-LT dataset, which is more challenging due to its larger number of classes and stronger label ambiguity. Notably, with $\psi = 0.1$ and $\gamma = 50$, GBRIP surpasses the best baseline by 5.65%. Even as the imbalance ratio increases, GBRIP maintains its competitive edge, outperforming other methods significantly across all settings. These observations validate the superiority and effectiveness of GBRIP, particularly in scenarios with high imbalance and label ambiguity.

Results on different groups of labels. The findings presented in Table 2 demonstrate that GBRIP achieves optimal performance across various class distributions in both CIFAR10-LT ($\psi = 0.5, \gamma = 100$) and CIFAR100-LT ($\psi = 0.1, \gamma = 20$). The dataset is categorized into Many, Medium, and Few groups based on the number of samples per class. GBRIP consistently outperforms all competing methods in overall accuracy and within each class distribution category. On CIFAR10-LT, GBRIP achieves an exceptional overall accuracy of 86.71%, with strong performance across all groups: 97.69% for Many-shot classes, 85.12% for Medium-shot classes, and 74.23% for Few-shot classes. Notably, GBRIP surpasses the second-best method, HTC, by 3.46% overall accuracy and 3.10% and 3.07% in Medium-shot and Few-shot classes, respectively. This demonstrates GBRIP’s ability to maintain high accuracy even in classes with fewer samples. Similarly, on CIFAR100-LT, GBRIP showcases the outstanding results, with an overall accuracy of 62.37%. GBRIP performs exceptionally well across all class distributions, achieving 80.49% for Many-shot classes,

Table 1: Accuracy comparisons on CIFAR10-LT and CIFAR100-LT under various flipping probability ψ and imbalance ratio γ . The best results are marked in bold and the second-best marked in Italic.

Methods	CIFAR10-LT					
	$\psi = 0.3$			$\psi = 0.5$		
	$\gamma = 50$	$\gamma = 100$	$\gamma = 200$	$\gamma = 50$	$\gamma = 100$	$\gamma = 200$
MSE	61.13±1.08	52.59±0.48	48.09±0.45	49.61±1.42	43.90±0.77	39.52±0.70
VALEN	58.34±1.05	50.20±6.55	46.98±1.24	40.04±1.80	37.10±0.88	36.61±0.57
LWS	44.51±0.03	43.60±0.12	42.33±0.58	24.62±9.67	27.33±1.84	28.74±1.86
PRODEN	81.95±0.19	71.09±0.54	63.00±0.54	66.00±3.60	62.17±3.36	54.65±1.00
PiCO	75.42±0.49	67.73±0.64	61.12±0.67	72.33±0.08	63.25±0.64	53.92±1.64
RECORDS	84.57±0.36	77.95±0.36	71.67±0.57	80.28±1.11	74.05±1.11	63.75±0.47
Solar	83.80±0.52	76.64±1.66	67.47±1.05	81.38±2.84	74.16±3.03	62.12±1.64
PLRIPL	87.25±0.51	81.74±0.53	74.07±1.45	85.86±1.01	78.38±0.37	65.76±2.86
HTC	88.14±0.94	85.66±1.44	80.57±1.40	86.11±1.07	83.25±2.24	77.71±1.12
GBRIP	91.54±0.12	88.97±1.55	85.78±1.55	89.79±1.66	86.71±0.11	83.97±1.66

Methods	CIFAR100-LT					
	$\psi = 0.05$			$\psi = 0.1$		
	$\gamma = 10$	$\gamma = 20$	$\gamma = 50$	$\gamma = 10$	$\gamma = 20$	$\gamma = 50$
MSE	49.92±0.64	43.94±0.86	37.74±0.40	42.99±0.47	37.19±0.72	31.49±0.35
VALEN	49.12±0.58	42.05±1.52	35.62±0.43	33.39±0.65	30.37±0.11	24.93±0.87
LWS	48.85±2.16	35.88±1.29	19.22±8.56	6.10±2.05	7.16±2.03	5.15±0.36
PRODEN	60.36±0.52	54.33±0.21	45.83±0.31	57.91±0.41	51.09±0.48	41.74±0.41
PiCO	54.05±0.37	46.93±0.65	38.74±0.11	46.49±0.46	39.80±0.34	34.97±0.09
RECORDS	63.21±0.17	57.60±1.99	49.04±1.57	60.52±1.77	54.73±0.80	45.47±0.74
Solar	64.75±0.07	56.47±0.76	46.18±0.85	61.82±0.71	53.03±0.56	40.96±1.01
PLRIPL	65.83±0.43	58.62±0.61	48.73±0.25	63.89±0.63	54.49±0.64	45.74±0.70
HTC	64.59±0.74	61.13±1.15	53.26±1.90	62.77±0.45	60.53±1.45	51.26±1.31
GBRIP	67.15±1.24	63.42±0.97	57.94±0.38	64.22±1.55	62.37±1.89	56.91±0.58

66.22% for Medium-shot classes, and 52.10% for Few-shot classes, and outperforms HTC by 1.84% overall accuracy and shows significant improvements in Medium-shot and Few-shot classes, with margins of 5.01% and 5.89%, respectively. The consistent superiority across different class distributions validate GBRIP’s effectiveness in addressing IPLL.

Results on real-world PLL datasets. This section evaluates GBRIP’s performance on four classical real-world PLL datasets: Lost, Bird Song(Bird. S), Soccer Player(Soccer. P), and Yahoo! News (Yahoo. N). These datasets are naturally imbalanced, highlighting the challenges addressed by GBRIP. As shown in Table 3, GBRIP consistently outperforms all the compared methods across these diverse datasets. On the Lost dataset, GBRIP achieves an accuracy of 85.73%, surpassing the second-best method, HTC, by a margin of 3.02%. This noteworthy improvement demonstrates GBRIP’s capability to handle imbalanced real-world data effectively. Similarly, on the Bird Song dataset, GBRIP achieves the highest accuracy of 78.93%, outperforming HTC by 0.95%. The Soccer Player dataset, known for its severe imbalance with an extremely high imbalance ratio, presents a particularly challenging scenario. Despite this, GBRIP achieves an accuracy of 62.78%, which is 2.67% higher than the second-best method, HTC, indicating its robustness in extremely imbalanced conditions. On the Yahoo! News dataset, GBRIP also demonstrates competitive performance with an accuracy of 72.38%, closely follow-

ing HTC, which achieves 72.61%. Although the difference is marginal, GBRIP still exhibits strong performance across all datasets. These results highlight GBRIP’s superiority in addressing the imbalanced PLL problem in real-world datasets. GBRIP consistently outperforms other methods across various datasets, including those with severe imbalances, underscoring its effectiveness and robustness in practical applications.

Results on real-world long-tailed learning data. To verify the effectiveness of GBRIP on real-world imbalanced datasets, we conducted experiments on the large-scale SUN397 dataset, which contains 108,754 RGB images across 397 scene classes. We set the batch size to 128 for these experiments and held out 50 samples per class for testing. This setup resulted in a training set with an imbalanced ratio of approximately 46 (2311/50). We trained the model for 20 epochs for distribution estimation and 200 epochs for regular training. Additionally, we synthesized a partial-label dataset with an ambiguity degree $\psi = 0.1$ of to further test GBRIP’s performance under real-world conditions. As shown in Fig. 3, GBRIP significantly outperforms the baselines across all categories, including Many-shots, Medium-shots, and Few-shots. This consistent superiority highlights GBRIP’s robustness and effectiveness in handling highly imbalanced and complex datasets like SUN397. The results further validate GBRIP’s capability to maintain high performance even in challenging real-world scenarios.

Table 2: Different shots accuracy comparisons on CIFAR10-LT ($\psi = 0.5, \gamma = 100$) and CIFAR100-LT ($\psi = 0.1, \gamma = 20$). The best results are marked in bold and the second-best marked in italic.

Methods	CIFAR10-LT				CIFAR100-LT			
	All	Many	Medium	Few	Total	Many	Medium	Few
MSE	43.90	81.11	42.03	9.18	37.19	57.46	37.57	16.53
LWS	27.33	89.09	1.52	0.00	7.16	20.80	0.86	0.00
VALEN	37.10	85.30	28.78	0.00	30.37	58.74	16.25	0.07
CAVL	37.51	82.67	16.43	0.00	18.29	48.12	2.57	0.00
PRODEN	62.17	96.83	72.18	14.17	51.09	76.86	43.14	5.43
PiCO	63.25	93.33	66.14	29.30	39.80	70.75	42.42	6.14
RECORDS	67.74	88.17	71.10	35.00	54.73	76.09	45.65	8.52
Solar	<i>83.80</i>	<i>96.50</i>	76.01	49.34	53.03	74.33	54.09	30.62
PLRIPL	78.38	85.11	78.75	71.16	54.49	76.06	60.33	40.17
HTC	83.25	91.58	80.83	<i>71.13</i>	<i>60.53</i>	78.52	<i>61.21</i>	<i>46.21</i>
GBRIP	86.71	97.69	85.12	74.23	62.37	80.49	66.22	52.10

Table 3: Performance comparisons on four real-world partial-label learning datasets

Methods	Lost	Bird. S	Soccer. P	Yahoo. N
VALEN	74.11	71.59	57.16	67.93
PRODEN	78.98	71.81	57.12	67.87
RECORDS	77.58	73.86	58.54	69.13
Solar	77.86	72.05	57.94	67.62
PLRIPL	79.05	75.22	58.29	69.77
HTC	82.71	77.98	60.11	72.61
GBRIP	85.73	78.93	62.78	72.38

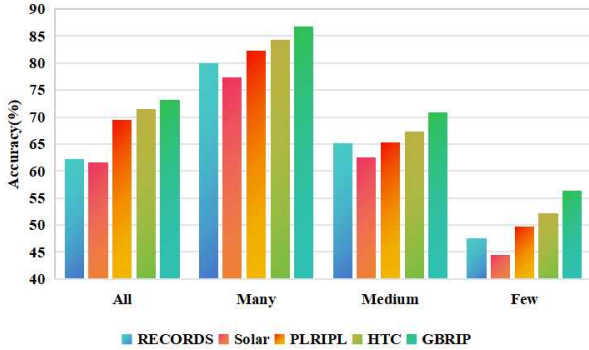


Figure 3: Performance comparisons on the SUN397 dataset with $\psi = 0.05$.

Ablation studies of all the components contribute to GBRIP. We conducted ablation studies to evaluate the effectiveness of each component in GBRIP. Removing the CGR and MCL modules (w/o C+M) resulted in a significant performance drop, confirming their critical roles. The absence of MCL alone (w/o M) or CGR (replaced with KMeans, w/o C(*K)) also led to notable accuracy declines, highlighting their importance. Removing Mixups (w/o U) further reduced performance, demonstrating their contributions to robustness and training effectiveness. The removal of Logit adjustment (w/o L) and sample selection (w/o S) also negatively impacted results, underscoring their neces-

sity for addressing class imbalance and ensuring model reliability. Overall, each component of GBRIP significantly contributes to its superior performance on imbalanced and partial-label datasets.

Table 4: Ablation study of our method on LT-PLL datasets CIFAR10 $\psi = 0.5, \gamma = 100$

Methods	All	Many	Medium	Few
GBRIP	86.71	97.69	85.12	74.23
GBRIP w/o C+M	37.06	67.32	30.73	1.10
GBRIP w/o M	70.59	73.15	75.47	57.63
GBRIP w/o C(*K)	68.40	87.50	69.58	46.19
GBRIP w/o U	73.60	90.98	70.23	51.69
GBRIP w/o L	75.07	81.58	76.95	59.03
GBRIP w/o S	75.53	82.82	75.76	60.93

Conclusion

In our study, we have introduced GBRIP, which is specifically designed to address the challenges of imbalanced partial-label learning (IPLL), focusing on tackling inter-class and intra-class imbalances. GBRIP utilizes a coarse-grained granular ball (GB) based feature representation to transform an imbalanced fine-grained feature space into a balanced one. This transformation is achieved through an unsupervised 2NN clustering criterion that segments the feature space into approximately equal-sized sub-GBs. Within this GB space, we have developed a new weight measurement criterion to create a GB graph representation, capturing inter-class and intra-class imbalances. This enables the accurate construction of a label confidence matrix, guiding effective label disambiguation. Additionally, GBRIP incorporates a multi-center loss (MCL) function that optimizes a joint loss function, reducing outliers' impact and enhancing learning robustness. Experimental results across benchmark datasets have validated GBRIP's superiority over existing PLL methods, demonstrating its effectiveness in handling imbalanced PLL scenarios.

Acknowledgments

This work was supported in part by the NSFC/Research Grants Council (RGC) Joint Research Scheme under grant:N_HKBU214/21, the General Research Fund of RGC under the grants: 12202622, 12201323, and the RGC Senior Research Fellow Scheme under the grant: SRFS2324-2S02; in part by the National Natural Science Foundation of China (No.62366019), and the Jiangxi Provincial Natural Science Foundation, China (No.20242BAB23014).

References

- Chen, C.-H.; Patel, V. M.; and Chellappa, R. 2017. Learning from ambiguously labeled face images. *IEEE transactions on pattern analysis and machine intelligence*, 40(7): 1653–1667.
- Cour, T.; Sapp, B.; and Taskar, B. 2011. Learning from partial labels. *The Journal of Machine Learning Research*, 12: 1501–1536.
- Feng, L.; Kaneko, T.; Han, B.; Niu, G.; An, B.; and Sugiyama, M. 2020. Learning with multiple complementary labels. In *International Conference on Machine Learning*, 3072–3081. PMLR.
- Hong, F.; Yao, J.; Zhou, Z.; Zhang, Y.; and Wang, Y. 2023. Long-tailed partial label learning via dynamic rebalancing. *arXiv preprint arXiv:2302.05080*.
- Hüllermeier, E.; and Beringer, J. 2006. Learning from ambiguously labeled examples. *Intelligent Data Analysis*, 10(5): 419–439.
- Jia, Y.; Peng, X.; Wang, R.; and Zhang, M.-L. 2024. Long-Tailed Partial Label Learning by Head Classifier and Tail Classifier Cooperation. In *Proceedings of the AAAI Conference on Artificial Intelligence*, volume 38, 12857–12865.
- Li, S.; Song, L.; Wu, X.; Hu, Z.; Cheung, Y.-M.; and Yao, X. 2024. Multi-Class Imbalance Classification Based on Data Distribution and Adaptive Weights. *IEEE Transactions on Knowledge and Data Engineering*, 36(10): 5265–5279.
- Liu, J.; Jianye, H.; Ma, Y.; and Xia, S. 2024. Unlock the Cognitive Generalization of Deep Reinforcement Learning via Granular Ball Representation. In *International Conference on Machine Learning*. PMLR.
- Liu, L.; and Dietterich, T. 2012. A conditional multinomial mixture model for superset label learning. *Advances in neural information processing systems*, 25.
- Liu, W.; Wang, L.; Chen, J.; Zhou, Y.; Zheng, R.; and He, J. 2021. A partial label metric learning algorithm for class imbalanced data. In *Asian Conference on Machine Learning*, 1413–1428. PMLR.
- Lu, Y.; Zhang, Y.; Han, B.; Cheung, Y.-M.; and Wang, H. 2023. Label-Noise Learning with Intrinsically Long-Tailed Data. In *Proceedings of the IEEE/CVF International Conference on Computer Vision (ICCV)*, 1369–1378.
- Lv, J.; Xu, M.; Feng, L.; Niu, G.; Geng, X.; and Sugiyama, M. 2020. Progressive identification of true labels for partial-label learning. In *international conference on machine learning*, 6500–6510. PMLR.
- Lyu, G.; Wu, Y.; and Feng, S. 2022. Deep graph matching for partial label learning. In *Proceedings of the International Joint Conference on Artificial Intelligence*, 3306–3312.
- Nguyen, N.; and Caruana, R. 2008. Classification with partial labels. In *Proceedings of the 14th ACM SIGKDD international conference on Knowledge discovery and data mining*, 551–559.
- Qian, W.; Li, Y.; Ye, Q.; Xia, S.; Huang, J.; and Ding, W. 2024a. Confidence-Induced Granular Partial Label Feature Selection via Dependency and Similarity. *IEEE Transactions on Knowledge and Data Engineering*, 36(11): 5797–5810.
- Qian, W.; Tu, Y.; Huang, J.; Shu, W.; and Cheung, Y.-M. 2024b. Partial Multilabel Learning Using Noise-Tolerant Broad Learning System With Label Enhancement and Dimensionality Reduction. *IEEE Transactions on Neural Networks and Learning Systems*, 1–15.
- Tang, K.; Tao, M.; Qi, J.; Liu, Z.; and Zhang, H. 2022. Invariant feature learning for generalized long-tailed classification. In *European Conference on Computer Vision*, 709–726. Springer.
- Tian, Y.; Yu, X.; and Fu, S. 2023. Partial label learning: Taxonomy, analysis and outlook. *Neural Networks*.
- Wang, D.-B.; Li, L.; and Zhang, M.-L. 2019. Adaptive graph guided disambiguation for partial label learning. In *Proceedings of the 25th ACM SIGKDD International Conference on Knowledge Discovery & Data Mining*, 83–91.
- Wang, H.; Xia, M.; Li, Y.; Mao, Y.; Feng, L.; Chen, G.; and Zhao, J. 2022a. Solar: Sinkhorn label refinery for imbalanced partial-label learning. *Advances in neural information processing systems*, 35: 8104–8117.
- Wang, H.; Xiao, R.; Li, Y.; Feng, L.; Niu, G.; Chen, G.; and Zhao, J. 2022b. Pico: Contrastive label disambiguation for partial label learning. In *International conference on learning representations*.
- Wang, J.; and Zhang, M.-L. 2018. Towards mitigating the class-imbalance problem for partial label learning. In *Proceedings of the 24th ACM SIGKDD International Conference on Knowledge Discovery & Data Mining*, 2427–2436.
- Wen, H.; Cui, J.; Hang, H.; Liu, J.; Wang, Y.; and Lin, Z. 2021. Leveraged weighted loss for partial label learning. In *International conference on machine learning*, 11091–11100. PMLR.
- Xia, S.; Dai, X.; Wang, G.; Gao, X.; and Giem, E. 2022. An efficient and adaptive granular-ball generation method in classification problem. *IEEE Transactions on Neural Networks and Learning Systems*.
- Xia, S.; Lian, X.; Wang, G.; Gao, X.; Hu, Q.; and Shao, Y. 2024. Granular-Ball Fuzzy Set and Its Implement in SVM. *IEEE Trans. Knowl. Data Eng.*, 36(11): 6293–6304.
- Xia, S.; Liu, Y.; Ding, X.; Wang, G.; Yu, H.; and Luo, Y. 2019. Granular ball computing classifiers for efficient, scalable and robust learning. *Information Sciences*, 483: 136–152.

- Xia, S.; Zheng, S.; Wang, G.; Gao, X.; and Wang, B. 2021. Granular ball sampling for noisy label classification or imbalanced classification. *IEEE Transactions on Neural Networks and Learning Systems*.
- Xie, J.; Hua, C.; Xia, S.; Cheng, Y.; Wang, G.; and Gao, X. 2024a. W-GBC: An Adaptive Weighted Clustering Method Based on Granular-Ball Structure. In *2024 IEEE 40th International Conference on Data Engineering (ICDE)*, 914–925. IEEE.
- Xie, J.; Xiang, X.; Xia, S.; Jiang, L.; Wang, G.; and Gao, X. 2024b. MGNR: A Multi-Granularity Neighbor Relationship and Its Application in KNN Classification and Clustering Methods. *IEEE Transactions on Pattern Analysis and Machine Intelligence*.
- Xie, Q.; Zhang, Q.; Luo, N.; and Wang, G. 2024c. Three-Way Hybrid Sampling Using Granular Balls for Imbalanced Classification. In *International Joint Conference on Rough Sets*, 86–102. Springer.
- Xie, Q.; Zhang, Q.; Xia, S.; Zhao, F.; Wu, C.; Wang, G.; and Ding, W. 2024d. GBG++: A Fast and Stable Granular Ball Generation Method for Classification. *IEEE Trans. Emerg. Top. Comput. Intell.*, 8(2): 2022–2036.
- Xu, F.; Qian, W.; Cai, X.; Shu, W.; Huang, J.; Cheung, Y.-M.; and Ding, W. 2025. Label Disambiguation-Based Feature Selection for Partial Multi-label Learning. In *International Conference on Pattern Recognition*, 265–279. Springer.
- Xu, M.; Lian, Z.; Liu, B.; Chen, Z.; and Tao, J. 2024. Pseudo Labels Regularization for Imbalanced Partial-Label Learning. In *ICASSP 2024-2024 IEEE International Conference on Acoustics, Speech and Signal Processing (ICASSP)*, 6305–6309. IEEE.
- Xu, N.; Qiao, C.; Geng, X.; and Zhang, M.-L. 2021. Instance-dependent partial label learning. *Advances in Neural Information Processing Systems*, 34: 27119–27130.
- Zhang, J.; Li, S.; Jiang, M.; and Tan, K. C. 2020. Learning from weakly labeled data based on manifold regularized sparse model. *IEEE Transactions on Cybernetics*, 52(5): 3841–3854.
- Zhang, Y.; Kang, B.; Hooi, B.; Yan, S.; and Feng, J. 2023. Deep long-tailed learning: A survey. *IEEE Transactions on Pattern Analysis and Machine Intelligence*, 45(9): 10795–10816.