
DIFFUSIONTREND: A MINIMALIST APPROACH TO VIRTUAL FASHION TRY-ON

Wengyi Zhan Xiamen University Xiamen, China zhanwy@stu.xmu.edu.cn	Mingbao Lin Skywork AI Singapore linmb001@outlook.com	Shuicheng Yan Skywork AI Singapore Shuicheng.yan@gmail.com	Rongrong Ji Xiamen University Xiamen, China rrji@xmu.edu.cn
---	---	--	---

ABSTRACT

We introduce DiffusionTrend for virtual fashion try-on, which forgoes the need for retraining diffusion models. Using advanced diffusion models, DiffusionTrend harnesses latent information rich in prior information to capture the nuances of garment details. Throughout the diffusion denoising process, these details are seamlessly integrated into the model image generation, expertly directed by a precise garment mask crafted by a lightweight and compact CNN. Although our DiffusionTrend model initially demonstrates suboptimal metric performance, our exploratory approach offers some important advantages: (1) It circumvents resource-intensive retraining of diffusion models on large datasets. (2) It eliminates the necessity for various complex and user-unfriendly model inputs. (3) It delivers a visually compelling try-on experience, underscoring the potential of training-free diffusion model. This initial foray into the application of untrained diffusion models in virtual try-on technology potentially paves the way for further exploration and refinement in this industrially and academically valuable field.

Keywords Diffusion Model · Virtual Try-On · Image Editing

1 Introduction

Virtual try-on technology Song et al. [2023], Islam et al. [2024], which digitally superimposes images of models wearing various outfits, represents a pivotal innovation in the fashion sector. This advancement offers consumers an immersive and interactive experience with garments, allowing them to preview how clothing might look on them without physically visiting stores. For retailers, virtual try-on technology streamlines their operations by obviating the need to employ live models for merchandise display. It also circumvents the financial burdens associated with traditional product photography, leading to a marked improvement in operational efficiency. For commercial platforms, virtual try-on technology serves as a magnet for attracting a larger user base and fostering user loyalty. Collectively, virtual try-on is reshaping the landscape of the apparel retail industry, propelling the fashion sector toward a future characterized by heightened efficiency and customization.

Traditional virtual try-on solutions Choi et al. [2021], Lee et al. [2022], Ge et al. [2021], Xie et al. [2023] are predicated on a two-stage pipeline utilizing Generative Adversarial Networks (GANs) Goodfellow et al. [2014]. The initial stage in this framework involves the application of an explicit warp module to deform the clothing to the desired area on the body. The subsequent stage integrates the deformed clothing using a GAN-based try-on generator. To attain accurate clothing deformation, earlier methodologies Bai et al. [2022], Ge et al. [2021], Han et al. [2019], Lee et al. [2022], Xie et al. [2023] have employed a trainable network designed to estimate a dense flow map Zhou et al. [2016], thereby facilitating the mapping of the clothing onto the human form. In parallel, various approaches Choi et al. [2021], Ge et al. [2021], Xie et al. [2023], Lee et al. [2022], Yang et al. [2020], Issenhuth et al. [2020], have been proposed to address the misalignment issues between the warped clothing and the human body. Techniques such as normalization Choi et al. [2021] and distillation Ge et al. [2021], Issenhuth et al. [2020] have been implemented to mitigate these discrepancies. Recent advancements in diffusion models Ho et al. [2020] have led to a notable enhancement in the quality of image synthesis tasks, with a particular emphasis on the domain of virtual try-on. In this context, contemporary research endeavors have leveraged pre-trained text-to-image diffusion models to produce

Table 1: Comparison of input requirements for previous virtual try-on models. A checkmark (✓) indicates that the input modality is required, while a dash (-) indicates that it is not or not mentioned.

Method	Clothes Mask	Densepose	Segment Map	Clothes-Agnostic	Keypoint
TryOnDiffusion Zhu et al. [2023]	-	-	✓	✓	✓
DCI-VTON Gou et al. [2023]	✓	✓	✓	✓	-
LaDI-VTON Morelli et al. [2023]	✓	✓	-	✓	-
WarpDiffusion Li et al. [2023a]	✓	-	-	✓	-
OOTDiffusion Xu et al. [2024]	✓	-	✓	-	✓
StableVITON Kim et al. [2023]	✓	✓	-	✓	-
IDM-VTON Choi et al. [2024]	✓	✓	-	✓	-
Wear-Any-Way Chen et al. [2024]	✓	-	-	✓	✓
DiffusionTrend (Ours)	✓	-	-	-	-

high-fidelity results. The TryOnDiffusion model Zhu et al. [2023], for instance, employs a dual U-Net architecture to perform the try-on task. LADI-VTON Morelli et al. [2023] and DCI-VTON Gou et al. [2023] either conceptualize clothing items as pseudo-words or integrate garments through the use of warping networks into pre-trained diffusion models.

Despite these advancements, a review of existing studies reveals that the high precision and realism achieved by current methods require training on extensive try-on datasets Morelli et al. [2022], particularly in diffusion-based approaches Zhu et al. [2023], Morelli et al. [2023], Gou et al. [2023]. Diffusion models simulate the data generation process by iteratively modeling the diffusion and reverse diffusion steps. Each iteration involves complex probability distribution calculations and requires substantial computational resources, leading to considerable overall training costs. In the words, current methods rely on resource-intensive network training. While intensive training is well-suited for generating complex poses and capturing fine image details, the substantial computational costs can make it an unattractive option. Besides, as shown in Table 1, these methods often require multiple auxiliary modules or APIs as model inputs, such as densepose Güler et al. [2018], segmentation maps Gong et al. [2017], clothes-agnostic images/masks/representations Han et al. [2018] and keypoints Cao et al. [2017]. The integration of these tools not only increases inference overhead but also suffers from insufficient encapsulation in some cases, leaving non-professional users to deal with complex configurations and unstandardized interfaces, which significantly hampers accessibility and user experience. There is a pressing need for the community to explore more accessible and less resource-intensive methods, with the effort of less compromise on the quality of image generation—a domain that, to our knowledge, remains uncharted to date.

In marked contrast, our proposed DiffusionTrend offers a streamlined, lightweight training approach that circumvents the need to retrain a diffusion model, thus liberating it from the reliance on expensive and resource-intensive computational infrastructure. This technique reduces inference overhead and simplifies the workflow by dispensing with the requirement for intricate segmentation, pose extraction, and other preliminary processing steps for the input images, leading to a more accessible and economical solution. Specifically, a lightweight, compact CNN is utilized to outline the clothing in both the model and garment images. It harmonizes image and textual features and conducts clustering at the feature level to produce effective masks. Subsequently, we make full use of the latents derived from DDIM inversion Song et al. [2020], which are replete with prior information and act as superior conduits for the detailed features of the garment. During the early stages of the diffusion denoising process, the seamless integration of the target garment into the model’s image reconstruction is achieved by blending the latent representations of both the model and the garment. In the subsequent stages of denoising, leveraging the self-repairing capabilities of the pre-trained latent diffusion model, we maintain the model’s identity and background coherence by selectively replacing the latents in the background areas. This approach ensures that the garment is harmoniously merged into the overall image. Fig. 1 shows several examples of our proposed DiffusionTrend.

Despite its suboptimal metric performance, our initial exploration with DiffusionTrend has yielded several valuable contributions that could indeed pave the way for further research and refinement in the realm of untrained diffusion models for virtual try-on technology:

- It eliminates the necessity for resource-intensive training of diffusion models on extensive datasets, thereby reducing the computational demands.



Figure 1: Images generated by the proposed DiffusionTrend model, given an input target model and a try-on clothing item both from DressCode dataset Morelli et al. [2022].

- It removes the need for cumbersome and user-unfriendly model inputs, reducing computational costs and streamlining the pipeline of virtual try-on.
- It delivers a visually appealing virtual try-on experience, highlighting the potential of diffusion models that do not require training for future research.

These contributions underscore the significance of our DiffusionTrend model as a foundation for future advancements in virtual try-on technology, emphasizing the potential of exploring a training-free approach.

2 Related Work

2.1 Image Editing through Diffusion Processes

The practice of integrating specific content into a base image to produce realistic composites is prevalent in image editing leveraging diffusion processes. Initially, the field was dominated by text-based models for image editing Brooks et al. [2023], Kawar et al. [2023]. InstructPix2Pix Brooks et al. [2023] employs paired data to train diffusion models capable of generating an edited image from an input image and a textual instruction. Conversely, Imagic Kawar et al. [2023] harnesses a pre-trained text-to-image diffusion model to generate text embeddings that align with both the input image and the target text. The abstract nature of text poses a limitation in accurately delineating the subtleties of objects, therefore, image conditioning was introduced to offer more concrete and precise descriptions. DCFX Xue et al. [2022] pioneers the use of pyramid filters for image composition, which was subsequently advanced by Paint by Example Yang et al. [2023], employing CLIP embeddings of the reference image to condition the diffusion model. Most contemporary methodologies, such as Dreambooth Ruiz et al. [2023] (all model parameters), Textual Inversion Gal et al. [2022] (a word vector for novel concepts), and Custom-Diffusion Kumari et al. [2023] (cross-attention parameters), rely heavily on fine-tuning techniques. In contrast, a handful of approaches Hertz et al. [2022], Cao et al. [2023] adopts a training-free paradigm. Prompt-to-prompt Hertz et al. [2022] modifies the input text prompt to steer the cross-attention mechanism for nuanced image editing, while MasaCtrl Cao et al. [2023] employs a mask-guided mutual attention strategy for non-rigid image synthesis and editing. These training-free methods offer a cost-effective alternative, eliminating extensive training while still delivering commendable generative outcomes.

2.2 Virtual Try-on with Diffusion Models

Diffusion models have demonstrated remarkable efficacy in the domain of image editing, with image-based virtual try-on representing a specialized subset of these tasks, contingent upon a specific garment image. Adapting text-to-image diffusion models to accommodate images as conditions, is straightforward, but the spatial discrepancies between the garment and the subject’s pose challenge the fidelity of texture details in the virtual try-on outcomes Li et al. [2023a], Gou et al. [2023], Morelli et al. [2023]. Methodologies such as WarpDiffusion Li et al. [2023a], DCI-VTON Gou et al. [2023], and LADI-VTON Morelli et al. [2023] conceptualize clothing as pseudo-words, employing warping techniques through CNN networks to adjust clothing to various poses, yielding satisfactory results. TryOnDiffusion Zhu et al. [2023] employs a dual U-Net architecture for the virtual try-on task, implicitly conducting garment warping through the interplay between cross-attention layers. This approach effectively resolves the issue of texture misalignment without the need for a dedicated warp module. Similarly, the StableVITON Kim et al. [2023] incorporates zero cross-attention blocks to condition the intermediate feature maps of a spatial encoder, thereby circumventing the requirement for a warp module. The Wear-Any-Way Chen et al. [2024] enhances the process of virtual garment alteration, providing more adaptable control over the manner in which clothing is depicted. The IDM-VTON Choi et al. [2024] enhances the virtual try-on process by integrating attention mechanisms and high-level semantic encoding into the diffusion model.

3 Methodology

3.1 Preliminaries

Latent Diffusion Models. Latent diffusion models (LDMs) use an encoder \mathcal{E} to convert an input image $x_0 \in \mathbb{R}^{H \times W \times 3}$ into a lower-dimensional $z_0 = \mathcal{E}(x_0) \in \mathbb{R}^{h \times w \times c}$. Here, the downsampling ratio is $f = H/h = W/w$, and c is the channel number. The forward diffusion process is:

$$z_t = \sqrt{\bar{\alpha}_t} z_0 + \sqrt{1 - \bar{\alpha}_t} \epsilon, \quad \epsilon \sim \mathcal{N}(0, I), \quad (1)$$

where $\{\alpha_t\}_{t=1}^T$ denotes variance schedules, with $\bar{\alpha}_t = \prod_{i=1}^t \alpha_i$. A U-Net ϵ_θ refines noise estimation. This is crucial for reconstructing the latent representation z_0 from the initial noisy state $z_T \sim \mathcal{N}(0, I)$:

$$z_{t-1} = \sqrt{\frac{\alpha_{t-1}}{\alpha_t}} z_t + \left(\sqrt{\frac{1}{\alpha_{t-1}} - 1} - \sqrt{\frac{1}{\alpha_t} - 1} \right) \cdot \epsilon_\theta(z_t, t, \tau_\theta(\mathcal{P})). \quad (2)$$

The text encoder $\tau_\theta(\mathcal{P})$ converts text prompt \mathcal{P} into an embedding that is integrated with the U-Net’s intermediate noise representation using cross-attention mechanisms. At time step $t = 0$, the decoder \mathcal{D} transforms the latent space representation z_0 back into the original image domain $x_0 = \mathcal{D}(z_0)$.

DDIM Inversion. DDIM inversion uses DDIM sampling Song et al. [2020] to ensure deterministic sampling by setting the variance in Eq. (2). It assumes the reversibility of the ordinary differential equation Chen et al. [2018] through incremental steps, ensuring a controlled transition from initial state z_0 to final noise z_T :

$$z_t^* = \sqrt{\frac{\alpha_t}{\alpha_{t-1}}} z_{t-1}^* - \sqrt{\frac{\alpha_t}{\alpha_{t-1}}} \left(\sqrt{\frac{1}{\alpha_{t-1}} - 1} - \sqrt{\frac{1}{\alpha_t} - 1} \right) \cdot \epsilon_\theta(z_{t-1}^*, t - 1, \tau_\theta(\mathcal{P})), \quad (3)$$

We start with the noisy latent state z_T^* and proceed with denoising as outlined in Eq. (2). This method approximates z_0^* , which closely resembles the original latent representation z_0 . Our goal is to incorporate information from a garment image I^g into the reconstruction of the model image I^m , depicting the model wearing the garment from I^g .

To address the challenge of extensive training overhead and various model inputs, we choose not to alter any weights or structures of the pre-trained diffusion model. Instead, we introduce a lite-training visual try-on method called “DiffusionTrend”. Our methodology consists of three stages. 1) A lightweight and compact CNN accurately delineates the apparel in both the model and garment images. 2) At an appropriate point in the process, garment details are integrated into the reconstruction phase of the model image. 3) To ensure the coherence of the generated background with the model, we use a latent substitution technique to restore the background, leveraging the diffusion model’s restorative properties to blend it seamlessly with the newly rendered apparel. A comprehensive discussion of the first stage is in Sec. 3.2, while the latter two stages are discussed in Sec. 3.3.

3.2 Precise Apparel Localization

In conventional GAN-based Lee et al. [2022], Ge et al. [2021], Xie et al. [2023] or current Diffusion-based Zhu et al. [2023], Gou et al. [2023], Morelli et al. [2023] try-on methods, a precise clothing mask is crucial. This mask ensures

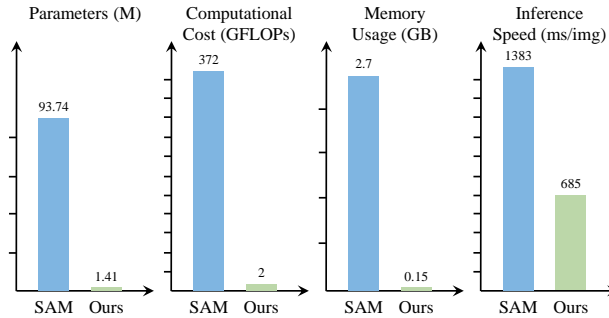


Figure 2: Inference cost comparison: Segment Anything Model (SAM) Kirillov et al. [2023] vs. our Apparel Localization Network.




Figure 3: Visual comparison of mask generation and try-on results. (a) Precision of apparel localization masks generated by our network compared to masks from attention maps. (b) Quality comparison of generation results: Reference U-Net method vs. DiffusionTrend.

correct apparel placement on the model and accurate extraction of garment features while avoiding interference from non-garment regions.

Traditional segmentation models He et al. [2017], Kirillov et al. [2023] excel in mask generation tasks. However, after thorough evaluation, we have chosen not to employ pre-built models like Segment Anything Model (SAM) Kirillov et al. [2023]. Instead, we propose a lightweight CNN tailored for our application. This decision is informed by the following considerations:

Resource Efficiency in Constrained Environment: While models like SAM offer outstanding performance, they come with a significant computational overhead, particularly in terms of memory usage and processing time. As shown in Fig. 2, SAM requires 2.7 GB of GPU memory and 372 GFLOPs to process an image of size 768×1024 . In contrast our lightweight CNN requires a mere 0.15 GB of memory and 2 GFLOPs, making a substantial reduction in resource usage. In practical virtual try-on applications, especially in online multi-user settings, servers are tasked with managing a high volume of concurrent requests. In such scenarios, efficient resource use is more critical than slight gains in segmentation precision. Our lightweight CNN not only minimizes operational expenses but also significantly improves response time.

Task-Specific Optimization Over General-Purpose Segmentation: Off-the-shelf models like SAM are engineered for a wide range of semantic segmentation tasks and lack customization for the nuances of virtual try-on applications. Our proposed lightweight CNN, on the other hand, incorporates task-specific textual cues (e.g., “top”, “skirt”) to enable precise segmentation of clothing areas, sidestepping irrelevant regions.

Balancing Computational Load Across the Pipeline: The diffusion model at the core of our system is inherently resource-intensive. Incorporating a high-cost segmentation model like SAM would further strain computational resources, contracting our aim of creating a lightweight and cost-effective virtual try-on solution. Our lightweight CNN not only harmonizes with diffusion, but also supports our overarching goal of developing an economical segmentation network for this specific domain. Using a generic segmentation model would compromise this objective and diminish the distinctive value of our research.

In addition, we have attempted to extract masks using the intermediate attention map of a diffusion U-Net. During the inversion process, we utilize the concept of “clothes” to interact with image features via cross-attention. However, the extracted masks, we find, fail to meet the precision requirements for virtual try-on tasks. As shown in Fig. 3(a), the attention map roughly identifies the garment region but often includes extraneous parts.

Therefore, in the consideration of balancing accuracy and saving computational resources, we have engineered a compact CNN in Fig. 4(a) for precise apparel localization. By combining textual and visual features, we minimize manual intervention. Users only need to specify the target category (e.g., upper garments, lower garments, or dresses), and the model automatically generates precise mask outputs. Our network accepts a model image \mathcal{I}_0 as input and processes it through three 3×3 $Conv_i^{3 \times 3}$ layers with $ReLU$ activation, culminating in the image features \mathcal{I}_3 , as:

$$\mathcal{I}_i = ReLU(Conv_i^{3 \times 3}(\mathcal{I}_{i-1})), \quad i = 1, 2, 3. \quad (4)$$

An apparel-related prompt \mathcal{P} is transformed into a text embedding $\mathcal{T}_0 = Clip(\mathcal{P})$ by a $Clip$ Radford et al. [2021] text encoder with fixed parameters. The text embedding \mathcal{T}_0 is then advanced through two FC_i layers with a $ReLU$ function

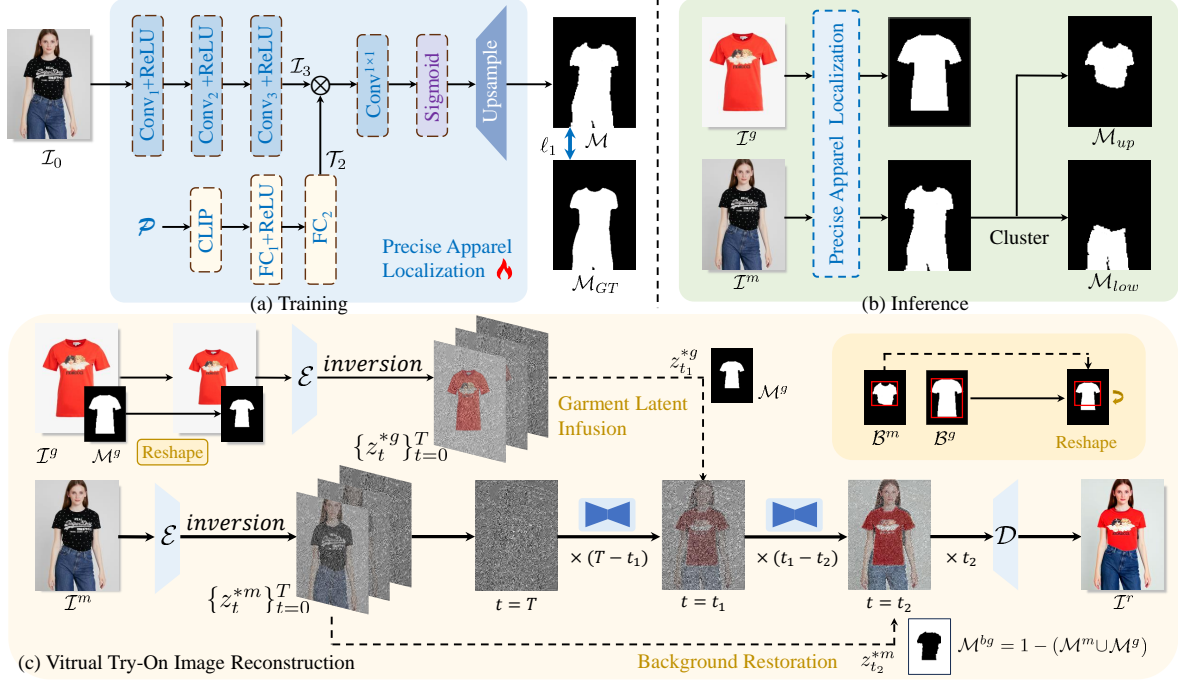


Figure 4: DiffusionTrend framework. (a) A lightweight apparel localization network to predict precise garment masks. (b) The network inference. (c) The reconstruction of the virtual try-on image.

in between, to produce the text-derived features \mathcal{T}_2 as:

$$\mathcal{T}_2 = FC_2\left(\text{ReLU}(FC_1(\mathcal{T}_0))\right). \quad (5)$$

Next, we amalgamate the image feature \mathcal{I}_3 with the text feature \mathcal{T}_2 using a $1 \times 1 \text{ Conv}^{1 \times 1}$ layer, followed by *Sigmoid* and *Upsample* functions as:

$$\mathcal{M} = \text{Upsample}\left(\text{Sigmoid}\left(\text{Conv}^{1 \times 1}(\mathcal{I}_3 \cdot \mathcal{T}_2)\right)\right). \quad (6)$$

For the training, we compute the ℓ_1 norm between \mathcal{M} and ground-truth mask \mathcal{M}_{GT} , employing this as the loss function to refine the network’s parameters. Note that the predicted \mathcal{M} serves as a mask for all clothing items on the model, which may encompass both upper and lower garments.

To delineate between the upper and lower garments and extract their respective masks, we perform K-means clustering upon the masked features $\mathcal{M} \cdot \mathcal{I}_3$. During the clustering process, the cluster with the smallest mean feature value is typically associated with the background and is excluded from further consideration. The remaining clusters are then analyzed based on the vertical positions of their centroids, enabling effective separation of top and bottom garment masks:

$$\mathcal{M}_{up}, \mathcal{M}_{low} = \text{Cluster}(\mathcal{M} \cdot \mathcal{I}_3). \quad (7)$$

It should be noted that for models adorned in addresses or when processing a garment image, \mathcal{M} is utilized directly as the mask, thereby obviating the need for clustering.

Our apparel localization network is notably lightweight, making the training process highly cost-effective when compared to methods Li et al. [2023a], Kim et al. [2023], Gou et al. [2023] that require training a diffusion model. It takes us only 20 hours to process the entire DressCode dataset Morelli et al. [2022] using two RTX 3090 GPUs. As shown in Fig. 2, our proposed localization network operates fully automatically with only 2.00 GFLOPs and 0.15G of memory, and its accuracy analysis can be found in Sec. 4.3.



Figure 5: Comparison of results using explicit warping methods and perspective transformations. Left: garment with warped/perspective transformation; Right: results generated using the processed garment.

3.3 Virtual Try-On Image Reconstruction

Herein, we delve into the process of integrating garment details into the reconstruction phase of the model image. As illustrated in Fig. 4(c), our virtual try-on image reconstruction process encompasses two critical stages: the infusion of garment latents and the restoration of the background.

Garment Latent Infusion. Recent studies Choi et al. [2024], Xu et al. [2024] indicate that employing U-Net for feature extraction necessitates treating it as a high-parameter module, which entails considerable training expenses. This approach conflicts with our research goal of achieving a training-free diffusion model solution, as such high computational costs undermine the feasibility of lightweight virtual try-on applications.

We first experiment with cross-attention-based MasaCtrl Cao et al. [2023], which involves a reference U-Net extracting garment features and performing key-value exchanges with the main U-Net during the attention stage. Although this method avoids additional training, it heavily relies on dual-branch U-Nets and attempts to guide attention interactions with masks derived from our apparel localization network. As shown in Fig. 3(b), the results fall short in accurately rendering fine-grained garment details. We surmise that direct feature injection through cross-attention, while effective at generating semantically coherent content, lacks the ability to capture the intricate details essential for high-quality virtual try-on results.

Given these challenges, we have been iteratively refining our methodology. After extensive exploration, we develop the approach illustrated in Fig. 4(c), which achieves a precise and efficient fusion of garment details with model images while maintaining the lightweight and training-free objectives.

Given a model image \mathcal{I}^m and a garment image \mathcal{I}^g , we utilize our apparel localization network to acquire the masks \mathcal{M}^m and \mathcal{M}^g . A natural thought is to leverage an explicit warp module to align the in-store garment \mathcal{I}^g with the pose, position, and content of the clothing in \mathcal{I}^m . Initially, we adopted the warp module from DCI-VTON Gou et al. [2023] to preprocess garment images. However, the results were unsatisfactory. In Fig. 5, the warped garment images introduce severe distortions into the inversion and reconstruction phases. This, in turn, leads to highly distorted virtual try-on results, significantly degrading the overall quality of the pipeline.

We own this to incompatibility between the independent warp module and the untrained U-Net in our training-free paradigm. In the absence of collaborative training, the independent explicit warp module tends to produce incomplete warped images. Starting the inversion process with such incomplete warped images further hinders reconstruction quality, as the pipeline is unable to recover from these distortions.

Consequently, we opt for perspective transformations to address the alignment problem. By computing the bounding boxes \mathcal{B}^m and \mathcal{B}^g for \mathcal{M}^m and \mathcal{M}^g , respectively, we reshape the in-store garment image \mathcal{I}^g to align with the position and size of the clothing in the model image \mathcal{I}^m .

The reshaping process starts by resizing the bounding box \mathcal{B}^g to match \mathcal{B}^m , achieving initial positional alignment. However, this direct resizing may lead to distortions in the garment’s proportions, affecting its style and fit (e.g., changes in pant length or skirt length). To address this, we analyze the inherent features of the original garment, such as shoulder width, waistband, or hemline position. These features help estimate appropriate scaling factors for different garment types, ensuring that key attributes (e.g., shirt length, pant length, or dress silhouette) are preserved. Using these scaling factors, we apply proportional stretching adjustments to restore the garment’s original design and fit.

Following the reshaping step, we apply appropriate perspective transformations to simulate simple rotational and deformational effects. For instance, the left side of the garment can be rotated inward to mimic the perspective of a



Figure 6: Ablation studies on \mathcal{M}^{bg} and background restoration are presented. Omitting \mathcal{M}^{bg} results in inaccuracies such as the reconstruction of long skirts as short skirts and long sleeves as short sleeves. Without background restoration, various issues arise, including altered background colors, distorted facial features, and unintended changes to other parts of the model’s attire.

model turning to the left. These transformations simulate basic pose variations, addressing alignment and deformation challenges.

Once aligned, the model image \mathcal{I}^m and the adjusted garment image \mathcal{I}^g are transformed into their latent representations $z_0^m = \mathcal{E}(\mathcal{I}^m)$ and $z_0^g = \mathcal{E}(\mathcal{I}^g)$, where \mathcal{E} denotes the encoder. These latents are then subjected to the DDIM Inversion process in Eq. (3), yielding noisy latent sets $\{z_t^{*m}\}_{t=0}^T$ and $\{z_t^{*g}\}_{t=0}^T$.

Starting from z_T^{*m} , we reconstruct the model image using Eq. (2) where the latent at the t -th time step is z_t^m . We aim to decode an image of the model wearing the garment shown in image \mathcal{I}^g , achieving a harmonious fusion of the model’s appearance with the desired attire. A literature review Wu et al. [2023] has shown that the latent derived from the inversion process is rich in prior information, making it ideal for capturing the intricate features of the target garment. An effective strategy is to integrate the garment latent $z_{t_1}^{*g}$, preserved during the inversion stage, into the core of the garment mask \mathcal{M}^g at time step t_1 . This occurs early in the denoising process as:

$$z_{t_1}^* = z_{t_1}^m \cdot (1 - \mathcal{M}^g) + z_{t_1}^{*g} \cdot \mathcal{M}^g. \quad (8)$$

The denoising continues with the infused latent. It ensures the seamless information transferred from the garment image to the model image, and achieves a precise attire on the model.

While perspective transformations cannot simulate the complex deformations in real try-on scenarios, they offer a simple and lightweight solution for basic alignment, aligning with our goal of a training-free virtual try-on framework and lay the groundwork for future advancements in garment alignment.

Background Restoration. While the garment latent infusion yields significant results, it negatively impacts the generation of background content in subsequent denoising steps. In Fig. 6, issues such as altered background color, distorted facial features, and unintended changes to other parts of the model’s attire occur. We speculate that this may be due to the prompt “a model wearing clothes” used during the generation process, which guides the reconstruction to focus on maintaining the garment’s structure, while the background, lacking specific guidance, becomes more susceptible to distortion. To address this, we must implement strategies to restore the background and preserve the model’s identity and background information.

Motivated by this, we inject the model latent $z_{t_2}^m$ into the regions outside the model clothing mask \mathcal{M}^m at time step t_2 , a later stage in the diffusion denoising process focused on generating detailed information. Leveraging the diffusion model’s inherent repair capability, a few subsequent denoising steps integrate the background latents with the target garment. This process can be formalized as:

$$z_{t_2}^* = z_{t_2}^m \cdot \mathcal{M}^m + z_{t_2}^{*m} \cdot (1 - \mathcal{M}^m). \quad (9)$$

After extensive experiments, we found that using \mathcal{M}^m to differentiate between the foreground and background is not optimal. As shown in Fig. 6, if the original model is wearing a short-sleeved garment and the target garment is long-sleeved, the sleeve in the generated image is incorrectly marked as background and replaced with the arm from the original model image \mathcal{I}^m , causing a style mismatch. To solve this, we use the union of the model clothing mask \mathcal{M}^m and the garment mask \mathcal{M}^g , and the complement as the background mask \mathcal{M}^{bg} :

$$\mathcal{M}^{bg} = 1 - (\mathcal{M}^m \cup \mathcal{M}^g). \quad (10)$$

Consequently, Eq. (9) is revised to the following:

$$z_{t_2}^* = z_{t_2}^m \cdot (1 - \mathcal{M}^{bg}) + z_{t_2}^{*m} \cdot \mathcal{M}^{bg}. \quad (11)$$

Table 2: Quantitative results on the VITON-HD and DressCode datasets.

Method	VITON-HD				DressCode			
	LPIPS↓	SSIM↑	FID↓	KID↓	LPIPS↓	SSIM↑	FID↓	KID↓
TryOnDiffusion Zhu et al. [2023]	-	-	13.447	6.964	-	-	-	-
DCI-VTON Gou et al. [2023]	0.0530	0.8920	9.130	0.870	0.0443	-	11.800	-
LaDI-VTON Morelli et al. [2023]	0.0910	0.8760	9.410	0.160	0.0640	0.9060	6.480	0.220
WarpDiffusion Li et al. [2023a]	0.0880	0.9850	8.610	-	0.0890	0.9010	9.187	-
OOTDiffusion Xu et al. [2024]	0.0710	0.8780	8.810	0.820	0.0450	0.9270	4.200	0.370
StableVITON Kim et al. [2023]	0.0732	0.8880	8.233	0.490	0.0388	0.9370	9.940	0.120
IDM-VTON Choi et al. [2024]	0.1020	0.8700	6.290	-	0.0620	0.9200	8.640	-
Wear-Any-Way Chen et al. [2024]	0.0780	0.8770	8.155	0.780	0.0409	0.9340	11.720	0.330
DiffusionTrend (Ours)	0.0919	0.8575	10.864	0.540	0.0721	0.9170	9.856	0.430

The subsequent denoising steps proceed on $z_{t_2}^*$ until the latent z_0 is reached according to Eq. (2). Ultimately, by decoding z_0 , we obtain the generated try-on result image \mathcal{I}^T .

4 Experimentation

4.1 Experimental Setup

Dataset. We conduct extensive experiments on two high-resolution datasets from the VITON benchmark: VITON-HD Choi et al. [2021] and DressCode Morelli et al. [2022]. The VITON-HD dataset includes 13,679 pairs of images, each featuring a front-view upper-body shot of women alongside corresponding in-store garments, split into 11,647 training pairs and 2,032 testing pairs. The DressCode dataset is larger, with 48,392 training pairs and 5,400 testing pairs, featuring front-view full-body images of individuals with corresponding in-store garments, categorized into upper-body, lower-body, and dresses.

To train the apparel localization network, we use model images from all DressCode. We extract relevant clothing portions from the DressCode training set label maps as our ground truth, \mathcal{M}_{GT} . We also integrate in-store garment images and their masks from the VITON-HD training set into \mathcal{M}_{GT} . For evaluation, we use the test sets from DressCode and VITON-HD to assess our method.

Evaluation Metrics. We assess both paired and unpaired scenarios. In the paired scenario, the target human image and its corresponding garment image are used for reconstruction. In the unpaired scenario, different garment images are used for the virtual try-on experience. To evaluate the quality of images generated in the paired scenario, we use LPIPS Zhang et al. [2018] and SSIM Wang et al. [2004] metrics to measure resemblance to the original image. In the unpaired scenario, we use FID Heusel et al. [2017] and KID Bińkowski et al. [2018] to gauge the realism and fidelity of the synthesized images.

Implementation Details. We use the Adam optimizer Kingma and Ba [2014] for the apparel localization network with a learning rate of $1e-4$, halving it every 10 epochs. The network is trained for 35 epochs on two RTX 3090 GPUs. During inference, the number of clusters K is set to 5. We set the apparel-related prompt to “clothes” and apply our method to Stable Diffusion XL (SDXL) Podell et al. [2023]. For the inversion phase, we use an empty prompt, and for model image generation, the prompt is “model wearing clothes.” We conduct DDIM sampling Song et al. [2020] with 50 steps and set the classifier-free guidance to 7.5. Garment latent infusion occurs at time step $t_1 = 40$, and background restoration at $t_2 = 15$. The entire generation process is carried out on a single RTX 3090 GPU.

4.2 Experimental Results

Quantitative Results. Table 2 shows the quantitative comparisons between DiffusionTrend and other methods on VITON-HD Choi et al. [2021] and DressCode Morelli et al. [2022] test datasets. The results on DressCode of DCI-VTON Gou et al. [2023] and StableVITON Kim et al. [2023] contain our implementation because no usable codes are given. Despite relying solely on pre-trained models for tasks like garment latent infusion and background restoration, our performance lags behind SOTA models. Past methods incur high training costs to ensure generated try-on images remain realistic and natural under various complex poses, as confirmed by evaluation metrics. In contrast, DiffusionTrend aims to provide a resource-efficient, user-friendly tool for quickly confirming purchase intentions under simple try-on poses. Without training the diffusion model on large datasets, our basic operations fall short in handling

Running Title for Header



Figure 7: Qualitative comparisons on VITON-HD Choi et al. [2021](1st ~ 2nd row) and DressCode Morelli et al. [2022] (3rd ~ 8th row).



Figure 8: Visual ablations for t_1 in Garment Latent Infusion and t_2 in Background Restoration.

complex poses, leading to suboptimal performance. As the first visual try-on model without training on diffusion models, our approach differs from traditional methods in motivation and technical approaches, making traditional try-on dataset evaluations insufficient for comprehensively measuring our method’s effectiveness. Thus, quantitative experiments serve only as a reference, while qualitative experiments will further demonstrate our superiority.

Qualitative Results. Fig. 7 provides the qualitative comparison of DiffusionTrend with the state-of-the-art baselines on the VITON-HD Choi et al. [2021] and DressCode Morelli et al. [2022] datasets. The results indicate that our DiffusionTrend performs as well as baseline methods under simple poses.

First, most baseline methods fail to generate realistic wrinkles after applying warp techniques, simply transferring wrinkles from in-store garment images.

Second, our approach extracts richer detail features from noise latent, allowing for more accurate detail reconstruction in complex garment patterns. For instance, in the first row of Fig. 7, the cartoon pattern on the garments reconstructed by our method more closely resembles the original image compared to other baseline methods. In the fourth row, while most methods erroneously reconstruct the garment as a short skirt, our approach captures the appropriate skirt length and details the metallic embellishments at the waist.

Finally, our method is not limited by the training dataset and works well on different types of images.

Accuracy of the Precise Apparel Localization Network. To verify the effectiveness of our proposed precise apparel localization network, we conduct experiments on the test sets of the DressCode and VITON-HD datasets. For the DressCode dataset, we utilize label maps to extract ground truth masks, while for the VITON-HD dataset, we use image-parse-v3. In both cases, we extract specific colored pixels and convert them into binary masks. We then use our apparel localization network to extract clothing masks and evaluate the performance using IoU (Intersection over Union) and Dice (Dice Coefficient) metrics. Generally, a model with an IoU above 0.5 and a Dice score above 0.7 is considered applicable in the research field.

Our results, as presented in Table 3, demonstrate that our compact CNN achieves high accuracy in mask extraction tasks, with IoU scores reaching 0.7 and Dice scores exceeding 0.8. While its accuracy may lag behind SOTA segmentation models, it is more than sufficient for handling virtual try-on tasks. These results validate the effectiveness and practicality of our approach.

4.3 Ablation Study

In this section, we examine the optimality of our method’s components and experimental settings, including background restoration and the timestep for latent infusion or replacement in Sec. 3.3. Qualitative and quantitative results are presented in Fig. 8 and Table 4, respectively.

t_1 for Garment Latent Infusion. The upper part of Table 4 shows that incorporating clothing information too early tends to lower the LPIPS, SSIM, and FID scores. Specifically, as observed in the top row of Fig. 8, prematurely

Table 3: Quantitative metrics on virtual try-on datasets for validating mask prediction accuracy.

Metrics	DressCode			VITON-HD
	upper_body	lower_body	dresses	
IoU	0.7213	0.7138	0.7969	0.7357
Dice	0.8162	0.8038	0.8538	0.8194

Table 4: Quantitative ablations for t_1 in Garment Latent Infusion and t_2 in Background Restoration. **Bold** numbers indicate the best performance.

Timesteps		Metrics			
t_1	t_2	LPIPS↓	SSIM↑	FID↓	KID↓
50	15	0.0804	0.9018	10.1231	0.44
45		0.0763	0.9036	9.9633	0.44
40 (Ours)		0.0731	0.9049	9.9322	0.44
35		0.0722	0.9053	10.0390	0.46
30		0.0709	0.9060	10.2479	0.47
25		0.0701	0.9064	10.4147	0.48
40		25	0.0765	0.9024	9.4499
	20	0.0748	0.9037	9.6527	0.43
	15 (Ours)	0.0731	0.9049	9.9322	0.44
	10	0.0735	0.9050	10.2813	0.46
	5	0.0736	0.9050	10.9275	0.51
	0	0.1697	0.8404	16.1841	0.76



Figure 9: Color oversaturation issue can be alleviated by reducing the sampling steps.

incorporating garment information results in a deficiency of integration between the model and the garment, effectively reconstructing their respective latent representations in disparate areas without any interaction. This issue is clearly visible, as there are pronounced boundaries between the clothing and the human figure, creating an impression of disjunction rather than a cohesive unity. On the other hand, introducing the information at a later stage impedes the development and enhancement of the garment’s finer details. This is observable in the figure, where the cartoon patterns are prone to becoming indistinct, thereby compromising the overall quality of the image.

t_2 for Background Restoration. Although the quantitative results in Table 4 show that the FID and KID scores are higher at $t_2 = 25$ and 20 , it can be observed from the second row of Fig. 8 that, performing background restoration too early can negatively impact the generation of garment details. For instance, at $t_2 = 25$, the waist’s metallic embellishments are lost during the reconstruction process; at $t_2 = 20$, the situation improves slightly, but the metallic dots on either side are still missing. In contrast, performing it too late creates a distinct boundary between the background and the foreground, resulting in unnatural outcomes, and leads to the over-rendering of details. In the figure at $t_2 = 15$, there are small red artifacts visible around the metallic dots.



Figure 10: Improved inversion results achieved by SD-XL and advanced inversion methods.

5 Limitations and Future Work

Our DiffusionTrend model encounters several challenges:

Subtle Variations in Visual Fidelity. The refinement in clothing generation is not always optimal, occasionally leading to minor color variations and the presence of unnatural textures and patterns. After extensive experimentation, we suggest mitigating it by appropriately reducing the sampling steps.

As demonstrated in Fig. 9, when the sampling steps are set to 46, the generated clothing colors more closely match the original garment image. This adjustment significantly improves the visual fidelity of the results. However, we do not recommend reducing the sampling steps too much, as we also discover that excessive reduction introduces new issues. For instance, when the steps are reduced to 44, we observe distortion and inconsistency in the details of both the person and the background, which degrades the overall visual quality.

Additionally, some studies Chung et al. [2024] suggest that the color of generated images may be influenced by the classifier-free guidance scale. However, our attempts do not yield any significant improvements. Nevertheless, we will continue to explore other methods to further enhance the robustness of DiffusionTrend.

Reliance on Inversion Quality. Our proposed DiffusionTrend’s performance is indeed influenced by the quality of DDIM inversion results. However, we find that the evolution of more powerful diffusion models is likely to yield better results even with the same inversion method, As demonstrated in Fig. 10. Moreover, ongoing advancements in inversion methods, such as NULL-Text Inversion Mokady et al. [2023], ReNoise Garibi et al. [2024], Fixed-Point Iteration Pan et al. [2023], and EasyInv Zhang et al. [2024], provide promising directions for further improvements.

We believe that the emergence of these improved diffusion models and inversion techniques will significantly expand the application space of our training-free try-on paradigm.

Challenges in Adapting to Complex Poses. It encounters difficulties in generating complex poses, especially in rendering body parts that are not visible in the original model image, due to limitations inherent in the pre-trained model. For instance, if the original model is depicted wearing a long-sleeved shirt and the target garment is a short-sleeved one, the model is unable to convincingly render the exposed arms—a challenge commonly faced by most virtual try-on models. These limitations suggest that future research should prioritize better recovery of fine-grained details in clothing and strengthen the model’s ability to generate unseen body parts.

Moreover, due to the limitations of perspective transformations, DiffusionTrend encounters difficulties when dealing with complex model poses, particularly in accurately aligning garments with intricate body movements or occluded regions. While regular poses are generally sufficient for consumers to make purchase decisions by providing a clear view of garment fit and style, further exploration into addressing these challenges and refining the quality of background restoration are areas that merit deeper investigation.

Inference Overhead and Optimization Prospects. DiffusionTrend requires additional time during inference due to the DDIM inversion process, which involves a similar number of steps as DDIM sampling. This time overhead mainly occurs during the inference process and is a potential drawback. However, it can be mitigated through quantization (*e.g.*, Q-Diffusion Li et al. [2023b], NDTTC Shang et al. [2023]) and pruning (*e.g.*, LD-Pruner Castells et al. [2024]).

While this paper focuses on reducing training overhead, combining these techniques to optimize inference speed will be an important direction for future research.

Despite these shortcomings, DiffusionTrend offers a low-cost, lightweight paradigm for the virtual try-on field that circumvents extensive diffusion model training. Optimism remains high that this approach will continue to evolve as the field advances. We respectfully ask the academic community to recognize the value of this exploratory work and extend the necessary patience and support for further development.

6 Conclusion

In this paper, we have introduced DiffusionTrend, a novel try-on methodology that forgoes the need for training diffusion models, thereby offering straightforward, conventional pose virtual try-on services with minimal computational demands. Capitalizing on sophisticated diffusion models, DiffusionTrend harnesses latents brimming with prior information to encapsulate the nuances of garment details. Throughout the diffusion denoising process, these details are effortlessly merged into the model image generation, expertly directed by a precise garment mask generated by a lightweight and compact CNN. Differing from other approaches, DiffusionTrend sidesteps the necessity for labor-intensive training of diffusion models on extensive datasets. It also dispenses the need for various types of user-unfriendly model inputs. Our experiments demonstrate that, despite lower metric performance, DiffusionTrend delivers a visually convincing virtual try-on experience, all while maintaining the quality and richness of fashion presentation.

References

- Shuai Bai, Huiling Zhou, Zhikang Li, Chang Zhou, and Hongxia Yang. Single stage virtual try-on via deformable attention flows. In *Eur. Conf. Comput. Vis.*, pages 409–425, 2022.
- Mikołaj Bińkowski, Danica J Sutherland, Michael Arbel, and Arthur Gretton. Demystifying mmd gans. *arXiv preprint arXiv:1801.01401*, 2018.
- Tim Brooks, Aleksander Holynski, and Alexei A Efros. Instructpix2pix: Learning to follow image editing instructions. In *Proc. IEEE Conf. Comput. Vis. Pattern Recognit. (CVPR)*, pages 18392–18402, 2023.
- Mingdeng Cao, Xintao Wang, Zhongang Qi, Ying Shan, Xiaohu Qie, and Yinqiang Zheng. Masactrl: Tuning-free mutual self-attention control for consistent image synthesis and editing. In *Proc. IEEE/CVF Int. Conf. Comput. Vis. (ICCV)*, pages 22560–22570, 2023.
- Zhe Cao, Tomas Simon, Shih-En Wei, and Yaser Sheikh. Realtime multi-person 2d pose estimation using part affinity fields. In *Proc. IEEE Conf. Comput. Vis. Pattern Recognit. (CVPR)*, pages 7291–7299, 2017.
- Thibault Castells, Hyoung-Kyu Song, Bo-Kyeong Kim, and Shinkook Choi. Ld-pruner: Efficient pruning of latent diffusion models using task-agnostic insights. In *Proc. IEEE Conf. Comput. Vis. Pattern Recognit. (CVPR)*, pages 821–830, 2024.
- Mengting Chen, Xi Chen, Zhonghua Zhai, Chen Ju, Xuwen Hong, Jinsong Lan, and Shuai Xiao. Wear-any-way: Manipulable virtual try-on via sparse correspondence alignment. *arXiv preprint arXiv:2403.12965*, 2024.
- Ricky TQ Chen, Yulia Rubanova, Jesse Bettencourt, and David K Duvenaud. Neural ordinary differential equations. *Proc. Adv. Neural Inform. Process. Syst.*, 31, 2018.
- Seunghwan Choi, Sunghyun Park, Minsoo Lee, and Jaegul Choo. Viton-hd: High-resolution virtual try-on via misalignment-aware normalization. In *Proc. IEEE Conf. Comput. Vis. Pattern Recognit. (CVPR)*, pages 14131–14140, 2021.
- Yisol Choi, Sangkyung Kwak, Kyungmin Lee, Hyungwon Choi, and Jinwoo Shin. Improving diffusion models for virtual try-on. *arXiv preprint arXiv:2403.05139*, 2024.
- Hyungjin Chung, Jeongsol Kim, Geon Yeong Park, Hyelin Nam, and Jong Chul Ye. Cfg++: Manifold-constrained classifier free guidance for diffusion models. *arXiv preprint arXiv:2406.08070*, 2024.
- Rinon Gal, Yuval Alaluf, Yuval Atzmon, Or Patashnik, Amit H Bermanto, Gal Chechik, and Daniel Cohen-Or. An image is worth one word: Personalizing text-to-image generation using textual inversion. *arXiv preprint arXiv:2208.01618*, 2022.
- Daniel Garibi, Or Patashnik, Andrey Voynov, Hadar Averbuch-Elor, and Daniel Cohen-Or. Renoise: Real image inversion through iterative noising. *arXiv preprint arXiv:2403.14602*, 2024.
- Yuying Ge, Yibing Song, Ruimao Zhang, Chongjian Ge, Wei Liu, and Ping Luo. Parser-free virtual try-on via distilling appearance flows. In *Proc. IEEE Conf. Comput. Vis. Pattern Recognit. (CVPR)*, pages 8485–8493, 2021.

- Ke Gong, Xiaodan Liang, Dongyu Zhang, Xiaohui Shen, and Liang Lin. Look into person: Self-supervised structure-sensitive learning and a new benchmark for human parsing. In *Proc. IEEE Conf. Comput. Vis. Pattern Recognit. (CVPR)*, pages 932–940, 2017.
- Ian Goodfellow, Jean Pouget-Abadie, Mehdi Mirza, Bing Xu, David Warde-Farley, Sherjil Ozair, Aaron Courville, and Yoshua Bengio. Generative adversarial nets. *Proc. Adv. Neural Inform. Process. Syst.*, 27, 2014.
- Junhong Gou, Siyu Sun, Jianfu Zhang, Jianlou Si, Chen Qian, and Liqing Zhang. Taming the power of diffusion models for high-quality virtual try-on with appearance flow. In *ACM Int. Conf. Multimedia*, pages 7599–7607, 2023.
- Rıza Alp Güler, Natalia Neverova, and Iasonas Kokkinos. Densepose: Dense human pose estimation in the wild. In *Proc. IEEE Conf. Comput. Vis. Pattern Recognit. (CVPR)*, pages 7297–7306, 2018.
- Xintong Han, Zuxuan Wu, Zhe Wu, Ruichi Yu, and Larry S Davis. Viton: An image-based virtual try-on network. In *Proc. IEEE Conf. Comput. Vis. Pattern Recognit. (CVPR)*, pages 7543–7552, 2018.
- Xintong Han, Xiaojun Hu, Weilin Huang, and Matthew R Scott. Clothflow: A flow-based model for clothed person generation. In *Proc. IEEE/CVF Int. Conf. Comput. Vis. (ICCV)*, pages 10471–10480, 2019.
- Kaiming He, Georgia Gkioxari, Piotr Dollár, and Ross Girshick. Mask r-cnn. In *Proc. IEEE/CVF Int. Conf. Comput. Vis. (ICCV)*, pages 2961–2969, 2017.
- Amir Hertz, Ron Mokady, Jay Tenenbaum, Kfir Aberman, Yael Pritch, and Daniel Cohen-Or. Prompt-to-prompt image editing with cross attention control. *arXiv preprint arXiv:2208.01626*, 2022.
- Martin Heusel, Hubert Ramsauer, Thomas Unterthiner, Bernhard Nessler, and Sepp Hochreiter. Gans trained by a two time-scale update rule converge to a local nash equilibrium. *Proc. Adv. Neural Inform. Process. Syst.*, 30, 2017.
- Jonathan Ho, Ajay Jain, and Pieter Abbeel. Denoising diffusion probabilistic models. *Proc. Adv. Neural Inform. Process. Syst.*, 33:6840–6851, 2020.
- Tasin Islam, Alina Miron, XiaoHui Liu, and Yongmin Li. Deep learning in virtual try-on: A comprehensive survey. *IEEE Access*, 2024.
- Thibaut Issenhuth, Jérémie Mary, and Clément Calauzenes. Do not mask what you do not need to mask: a parser-free virtual try-on. In *Eur. Conf. Comput. Vis.*, pages 619–635, 2020.
- Bahjat Kawar, Shiran Zada, Oran Lang, Omer Tov, Huiwen Chang, Tali Dekel, Inbar Mosseri, and Michal Irani. Imagic: Text-based real image editing with diffusion models. In *Proc. IEEE Conf. Comput. Vis. Pattern Recognit. (CVPR)*, pages 6007–6017, 2023.
- Jeongho Kim, Gyojung Gu, Minhoo Park, Sunghyun Park, and Jaegul Choo. Stableviton: Learning semantic correspondence with latent diffusion model for virtual try-on. *arXiv preprint arXiv:2312.01725*, 2023.
- Diederik P Kingma and Jimmy Ba. Adam: A method for stochastic optimization. *arXiv preprint arXiv:1412.6980*, 2014.
- Alexander Kirillov, Eric Mintun, Nikhila Ravi, Hanzi Mao, Chloe Rolland, Laura Gustafson, Tete Xiao, Spencer Whitehead, Alexander C Berg, Wan-Yen Lo, et al. Segment anything. In *Proc. IEEE/CVF Int. Conf. Comput. Vis. (ICCV)*, pages 4015–4026, 2023.
- Nupur Kumari, Bingliang Zhang, Richard Zhang, Eli Shechtman, and Jun-Yan Zhu. Multi-concept customization of text-to-image diffusion. In *Proc. IEEE Conf. Comput. Vis. Pattern Recognit. (CVPR)*, pages 1931–1941, 2023.
- Sangyun Lee, Gyojung Gu, Sunghyun Park, Seunghwan Choi, and Jaegul Choo. High-resolution virtual try-on with misalignment and occlusion-handled conditions. In *Eur. Conf. Comput. Vis.*, pages 204–219, 2022.
- Xiu Li, Michael Kampffmeyer, Xin Dong, Zhenyu Xie, Feida Zhu, Haoye Dong, Xiaodan Liang, et al. Warpdiffusion: Efficient diffusion model for high-fidelity virtual try-on. *arXiv preprint arXiv:2312.03667*, 2023a.
- Xiuyu Li, Yijiang Liu, Long Lian, Huanrui Yang, Zhen Dong, Daniel Kang, Shanghang Zhang, and Kurt Keutzer. Q-diffusion: Quantizing diffusion models. In *Proc. IEEE/CVF Int. Conf. Comput. Vis. (ICCV)*, pages 17535–17545, 2023b.
- Ron Mokady, Amir Hertz, Kfir Aberman, Yael Pritch, and Daniel Cohen-Or. Null-text inversion for editing real images using guided diffusion models. In *Proc. IEEE Conf. Comput. Vis. Pattern Recognit. (CVPR)*, pages 6038–6047, 2023.
- Davide Morelli, Matteo Fincato, Marcella Cornia, Federico Landi, Fabio Cesari, and Rita Cucchiara. Dress code: high-resolution multi-category virtual try-on. In *Proc. IEEE Conf. Comput. Vis. Pattern Recognit. (CVPR)*, 2022.
- Davide Morelli, Alberto Baldrati, Giuseppe Cartella, Marcella Cornia, Marco Bertini, and Rita Cucchiara. Ladi-vton: latent diffusion textual-inversion enhanced virtual try-on. In *ACM Int. Conf. Multimedia*, pages 8580–8589, 2023.

- Zhihong Pan, Riccardo Gherardi, Xiufeng Xie, and Stephen Huang. Effective real image editing with accelerated iterative diffusion inversion. In *Proc. IEEE/CVF Int. Conf. Comput. Vis. (ICCV)*, pages 15912–15921, 2023.
- Dustin Podell, Zion English, Kyle Lacey, Andreas Blattmann, Tim Dockhorn, Jonas Müller, Joe Penna, and Robin Rombach. Sdxl: Improving latent diffusion models for high-resolution image synthesis. *arXiv preprint arXiv:2307.01952*, 2023.
- Alec Radford, Jong Wook Kim, Chris Hallacy, Aditya Ramesh, Gabriel Goh, Sandhini Agarwal, Girish Sastry, Amanda Askell, Pamela Mishkin, Jack Clark, et al. Learning transferable visual models from natural language supervision. In *Int. Conf. Mach. Learn.*, pages 8748–8763, 2021.
- Nataniel Ruiz, Yuanzhen Li, Varun Jampani, Yael Pritch, Michael Rubinstein, and Kfir Aberman. Dreambooth: Fine tuning text-to-image diffusion models for subject-driven generation. In *Proc. IEEE Conf. Comput. Vis. Pattern Recognit. (CVPR)*, pages 22500–22510, 2023.
- Yuzhang Shang, Zhihang Yuan, Bin Xie, Bingzhe Wu, and Yan Yan. Post-training quantization on diffusion models. In *Proc. IEEE Conf. Comput. Vis. Pattern Recognit. (CVPR)*, pages 1972–1981, 2023.
- Dan Song, Xuanpu Zhang, Juan Zhou, Weizhi Nie, Ruofeng Tong, and An-An Liu. Image-based virtual try-on: A survey. *arXiv preprint arXiv:2311.04811*, 2023.
- Jiaming Song, Chenlin Meng, and Stefano Ermon. Denoising diffusion implicit models. *arXiv preprint arXiv:2010.02502*, 2020.
- Zhou Wang, Alan C Bovik, Hamid R Sheikh, and Eero P Simoncelli. Image quality assessment: from error visibility to structural similarity. *IEEE Trans. Image Process.*, 13(4):600–612, 2004.
- Tianxing Wu, Chenyang Si, Yuming Jiang, Ziqi Huang, and Ziwei Liu. Freeinit: Bridging initialization gap in video diffusion models. *arXiv preprint arXiv:2312.07537*, 2023.
- Zhenyu Xie, Zaiyu Huang, Xin Dong, Fuwei Zhao, Haoye Dong, Xijin Zhang, Feida Zhu, and Xiaodan Liang. Gp-vton: Towards general purpose virtual try-on via collaborative local-flow global-parsing learning. In *Proc. IEEE Conf. Comput. Vis. Pattern Recognit. (CVPR)*, pages 23550–23559, 2023.
- Yuhao Xu, Tao Gu, Weifeng Chen, and Chengcai Chen. Ootdiffusion: Outfitting fusion based latent diffusion for controllable virtual try-on. *arXiv preprint arXiv:2403.01779*, 2024.
- Ben Xue, Shenghui Ran, Quan Chen, Rongfei Jia, Binqiang Zhao, and Xing Tang. Dccf: Deep comprehensible color filter learning framework for high-resolution image harmonization. In *Eur. Conf. Comput. Vis.*, pages 300–316, 2022.
- Binxin Yang, Shuyang Gu, Bo Zhang, Ting Zhang, Xuejin Chen, Xiaoyan Sun, Dong Chen, and Fang Wen. Paint by example: Exemplar-based image editing with diffusion models. In *Proc. IEEE Conf. Comput. Vis. Pattern Recognit. (CVPR)*, pages 18381–18391, 2023.
- Han Yang, Ruimao Zhang, Xiaobao Guo, Wei Liu, Wangmeng Zuo, and Ping Luo. Towards photo-realistic virtual try-on by adaptively generating-preserving image content. In *Proc. IEEE Conf. Comput. Vis. Pattern Recognit. (CVPR)*, pages 7850–7859, 2020.
- Richard Zhang, Phillip Isola, Alexei A Efros, Eli Shechtman, and Oliver Wang. The unreasonable effectiveness of deep features as a perceptual metric. In *Proc. IEEE Conf. Comput. Vis. Pattern Recognit. (CVPR)*, pages 586–595, 2018.
- Ziyue Zhang, Mingbao Lin, Shuicheng Yan, and Rongrong Ji. Easyinv: Toward fast and better ddim inversion. *arXiv preprint arXiv:2408.05159*, 2024.
- Tinghui Zhou, Shubham Tulsiani, Weilun Sun, Jitendra Malik, and Alexei A Efros. View synthesis by appearance flow. In *Eur. Conf. Comput. Vis.*, pages 286–301, 2016.
- Luyang Zhu, Dawei Yang, Tyler Zhu, Fitsum Reda, William Chan, Chitwan Saharia, Mohammad Norouzi, and Ira Kemelmacher-Shlizerman. Tryondiffusion: A tale of two unets. In *Proc. IEEE Conf. Comput. Vis. Pattern Recognit. (CVPR)*, pages 4606–4615, 2023.