

Are LLMs Good Literature Review Writers? Evaluating the Literature Review Writing Ability of Large Language Models

Xuemei Tang¹ Xufeng Duan¹ Zhenguang G. Cai^{1,2}

¹Department of Linguistics and Modern Languages, The Chinese University of Hong Kong

²Brain and Mind Institute, The Chinese University of Hong Kong

Abstract

The literature review is a crucial form of academic writing that involves complex processes of literature collection, organization, and summarization. The emergence of large language models (LLMs) has introduced promising tools to automate these processes. However, their actual capabilities in writing comprehensive literature reviews remain underexplored, such as whether they can generate accurate and reliable references. To address this gap, we propose a framework to assess the literature review writing ability of LLMs automatically. We evaluate the performance of LLMs across three tasks: generating references, writing abstracts, and writing literature reviews. We employ external tools for a multidimensional evaluation, which includes assessing hallucination rates in references, semantic coverage, and factual consistency with human-written context. By analyzing the experimental results, we find that, despite advancements, even the most sophisticated models still cannot avoid generating hallucinated references. Additionally, different models exhibit varying performance in literature review writing across different disciplines.

1 Introduction

The literature review is a form of academic writing designed to summarize, analyze, and evaluate existing research findings, theoretical perspectives, and methodologies. However, writing a literature review often requires extensive reading and summarizing of relevant literature. Literature reviews in popular fields may require tens or even hundreds of references, which is a complex and labor-intensive task. In recent years, deep learning models have been developed to assist in the automated writing of literature reviews (Kontonatsios et al., 2020; Aliyu et al., 2018). The advent of large language models (LLMs) has brought promising advances in automating certain stages of literature review writing. With their powerful generative capabilities,

enhanced by training on vast amounts of academic text, LLMs have emerged as a formidable tool for writing literature reviews (Wang et al., 2024).

However, how well LLMs perform in writing literature reviews remains unclear. To the best of our knowledge, no comprehensive studies have yet evaluated the literature review writing capabilities of LLMs. Literature review writing requires, on one hand, deep familiarity with the studies in a specific field, and on the other hand, the ability to summarize the core contributions of that literature. While techniques such as Retrieval-Augmented Generation (RAG) can enhance LLMs' domain-specific knowledge, most researchers use LLMs without RAG such as ChatGPT for literature review writing. Therefore, it is necessary to evaluate the literature review writing capabilities of these native LLMs.

Therefore, in this paper, we propose a framework for automatically assessing literature review writing ability in LLMs. The evaluation of LLMs' ability to write literature reviews remains an open question. In this study, we use human-written literature reviews as the gold standard and employ external tools for a comprehensive evaluation. Specifically, we first collect human-written literature reviews to create the dataset. Then, we ask LLMs to complete three tasks: generating references, writing an abstract, and writing a literature review based on a given topic. The generated results are then evaluated from several dimensions, including the presence of hallucinations in the references, as well as the semantic coverage and factual consistency of the generated literature review compared to the human-written context.

Our contribution can be summarized as follows.

- First, we propose a framework for automatically evaluating the literature review writing ability of LLMs, without requiring any human involvement. This framework encompasses multiple stages, including dataset construc-

tion, LLMs generated data collection, and evaluation.

- Second, we collect 1,106 literature reviews from 51 journals across 5 disciplines as the ground truth. We then design three tasks: generating references, writing an abstract, and writing a literature review based on a given topic.
- Then, we evaluate the writing results of the LLMs from multiple aspects, including the hallucination rate in generated references, factual consistency with human-written results, and the comparison of semantic coverage.
- Finally, we assess four LLMs using the proposed framework. By analyzing the experimental results, we find that hallucinated references remain an unavoidable issue for current LLMs. Additionally, the performance of LLMs in writing literature reviews varies across different academic disciplines.

2 Related Work

Recent studies have increasingly focused on using LLMs for writing literature reviews. For example, Wang et al. (2024) proposed a literature survey writing process for LLMs, called AutoSurvey. By RAG retrieving the latest relevant paper incorporates real-time knowledge. In evaluation, MutilLM-as-judge is used to evaluate citation quality and content quality.

Additionally, more attention has been paid to the hallucination evaluation of reference citations. According to whether the output contradicts the prompt or not, OpenAI et al. (2023) categorized hallucination phenomenon as open domain and closed-domain hallucinations. Closed-domain hallucination assessments require only comparisons with input contexts, whereas open-domain hallucination assessments require more extensive research (Bubeck et al., 2023), such as human evaluation (Ji et al., 2023).

? used LLMs (ChatGPT, GPT-4, and Bard LLM) to generated 11 systematic reviews under the shoulder rotator cuff pathology topic, then to evaluate the hallucination rates of reference. They found that Bard had significantly higher rates of hallucinations than ChatGPT and GPT-4. For example, Agrawal et al. (2024) chose 200 computer science topics to evaluate LLMs' hallucination rate.

They first asked LLMs to generate 5 reference titles, then use BING Search API to label the reference automatically as true or not. The LLMs were then examined to see if they could actively discover the hallucinated literature through direct queries (asking directly if the paper exists) and indirect queries (who wrote the paper?).

Athaluri et al. (2023) assessed the hallucinations of LLMs in research proposal writing. They used ChatGPT to generate 50 research proposals based on the given 50 topics. ChatGPT generated 178 references in these proposals and then they employed five researchers to manually check these references and DOIs on Scopus, Google and PubMed search engines and found that among the references 109 references had valid DOIs. score Aljamaan et al. (2024) given 5 medical topics, then used ChatGPT 3.5, Bard, Perplexity, Bing, Elicit, and SciSpace to generated 10 relevant references for each topic, and SciSpace to generate 10 relevant references for each topic, with each reference including 7 items: title, journal name, author, DOI, publication data, link to the paper, and relevance of the reference to the keyword prompt. Then, they proposed the Reference Hallucination Score (RHS) for citation hallucination assessment of LLMs, assigning different hallucination scores to each item, e.g., a score of 2 corresponding to the title and 1 corresponding to the publication date. The existing studies on evaluating citation hallucinations in literature reviews are limited to specific academic topics and do not provide a comprehensive assessment of LLM performance. Moreover, these evaluations often involve manual human intervention.

3 Methodology

In this section, we present the framework for evaluating LLMs' literature survey writing ability. The framework as shown in Figure 1, consists of three main stages: first, dataset construction; second, task design for evaluation; and third, assessment of the generated results.

3.1 Dataset Construction

As illustrated in Figure 1, we first collect literature survey data from the Annual Reviews website (<https://www.annualreviews.org/>). Annual Reviews is an independent, nonprofit scholarly publishing company, which publishes 51 journals of review articles. The articles on the website are peer-reviewed, so they are of high quality and can

be used as experimental materials. We crawl all articles published in 2023, including their title, keywords, abstracts, contents, and references. Then clean them as the experimental dataset. Assessing the ability to write literature reviews is a challenging task, as evaluating the quality of content is inherently complex. In this paper, we use human-written reviews as the gold standard, which simplifies the evaluation process to some extent.

Then, the dataset D is the article set from K journals, $D = \{j_0, \dots, j_k, \dots, j_K\}$, the number of journals is 51, so $K = 50$. For each journal j_k , there is a set of articles $j_k = \{p_0, \dots, p_i, \dots, p_M\}$, where M represents the number of articles, and each article $p_i = \{t_i, w_i, a_i, c_i, R_i\}$, where t_i, w_i, a_i, c_i, R_i represent the title, keywords, abstract, context, and reference set $R_i = \{r_1, \dots, r_l, \dots, r_L\}$.

3.2 Task Design

We design three tasks as follows.

- Given the article title t_i and keywords w_i , ask LLMs to find the 10 most relevant studies to the research topic. Each citation study must include 7 metadata elements: title, authors, journal, year, volumes, first page, and last page. In this task, we evaluate whether LLMs can recommend reliable references based on the given topic.
- Given the article title t_i and keywords w_i , ask LLMs to write an abstract according to the research topic provided in the title and the keywords. The length of the generated abstract is required to be the same as the length of the original abstract of the article. In this task, we evaluate whether LLMs can write an abstract based on the given topic.
- Given the article t_i and keywords w_i , and abstract a_i , ask LLMs to write a literature review according to the research topic provided in the title, keywords, and abstract. The literature survey should be about 1000 words long. LLMs also need to back up claims by citing previous studies (with a total of 10 citations in the literature survey). In this task, we evaluate whether LLMs can write a high-quality literature survey and cite truth studies.

Three task prompts are shown in Appendix Table 5.

3.3 Evaluation Metrics

Based on the type of generated text, we divide the evaluation of the model’s results into two parts: first, the hallucination rate of the references generated by LLMs, and second, a comparison of the generated context with human-written results, including two dimensions: factual consistency and semantic coverage.

Reference hallucination evaluation metrics.

Given that LLMs are trained on vast corpora, including academic sources, we aim to evaluate whether they can generate accurate references. In this section, we introduce the calculation process of the reference accuracy $Acc.$ and title search rate S_t for each LLM.

For each article $p_i \in D$, each LLM generates N references $R_i^g = \{r_1^g, \dots, r_n^g, \dots, r_N^g\}$ in Task1 and Task3, each $r_n^g = \{T, A, J, Y, V, FP, LP\}$ and includes 7 elements corresponding to the article title, authors, journal, year, volume, first page, and last page. Each element corresponding to a state label represents whether it is accurate or not $\{e_d \mid d = 0, 1, \dots, 7\}$, $e_d = 1$ or 0.

Next, we describe how to obtain $\{e_d \mid d = 0, 1, \dots, 7\}$. First, we use the generated titles T and the first author in A as the queries and search them separately from external academic search engines. Then, we obtain two candidate sets C_t and C_a respectively. Subsequently, we compare the generated r_n^g with the article from candidate sets C_t and C_a . For example, if the title of the article candidate is the same as that of r_n^g , then $e_0 = 1$. Finally, we find the best candidate article based on the sum of $\{e_d \mid d = 0, 1, \dots, 6\}$, and the one with the largest sum is the best candidate article c_n^g of r_n^g .

Then, we compare the align degree between the generated r_n^g and the best candidate article c_n^g to determine whether r_n^g corresponds to a true article (As shown in Eq 1). On the one hand, when its title T is correct and one other element is correct, we consider r_n^g corresponds to a true article. Here its title T is correct or not, we give LLM a certain margin of error, as long as the title has a match rate of 80%, it will be judged as accurate, so we need another piece of information that is correct to ensure that the article is reliable. On the other hand, when its title T is incorrect, certain other information is correct which can also help us to locate the article. therefore, when the other three elements in r_n^g are correct, we also consider it as a

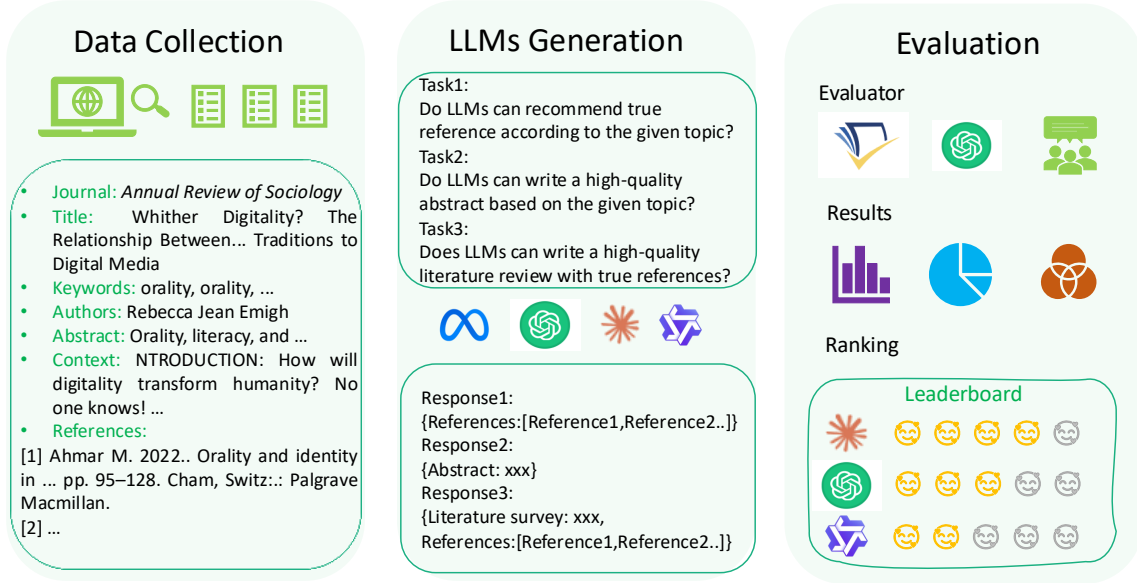


Figure 1: Illustration of the proposed framework.

reliable article.

$$\text{True}(r_n^g) = \begin{cases} 1 & \text{if } (e_0 = 1 \text{ and } \sum_{i=1}^6 e_i \geq 1) \\ & \text{or } (e_0 = 0 \text{ and } \sum_{i=1}^6 e_i \geq 3) \\ 0 & \text{otherwise} \end{cases} \quad (1)$$

For each paper p_i in the dataset, we formulate the accuracy of the references generated by the LLM as Eq 2. Then, for each journal j_k , we can obtain the accuracy of generated references $Acc_{ref.}(j_k)$ based on Eq 3. Subsequently, we obtain the accuracy of generated references for each LLM $Acc.$ by averaging $Acc_{ref.}(j_k)$ across journals, as shown in Eq 4. Finally, we defined the reference accuracy metric Acc as Eq 4. A high accuracy metric indicates a low hallucination rate.

$$Acc_{ref.}(p_i) = \frac{1}{N} \sum_{n=0}^N \text{True}(r_n^g) \quad (2)$$

$$Acc_{ref.}(j_k) = \frac{1}{M} \sum_{i=0}^M Acc_{ref.}(p_i) \quad (3)$$

$$Acc. = \frac{1}{K} \sum_{k=0}^K Acc_{ref.}(j_k) \quad (4)$$

On the other hand, intuitively, the title is the key element that reflects the generated reference's faithfulness. In Agrawal et al. (2024)'s work, they determined by ground-truth labels assigned using

the Bing search API. Encouraged by this work, we also calculate the title search scores of each journal and each LLM, formulated as follows.

$$S_t = 1/(NMK) \sum_K \sum_M \sum_N s_{p_i} \quad (5)$$

$$s_{p_i} = \sum_{r_n^g \in R_i^g} \begin{cases} 1 & \text{if the } T \in r_n^g \text{ has return value} \\ & \text{from Semantic Scholar API,} \\ 0 & \text{otherwise} \end{cases} \quad (6)$$

where s is the number of correct generated reference titles for p_i . We search the generated title from an external academic search engine to estimate whether the title can be matched.

Context evaluation metrics. In this paper, we use the human-written article as the gold truth and then evaluate LLM-generated context from **factual consistency** and **semantic coverage** aspects. The resemblance of natural language inference (NLI) to factual consistency evaluation has led to utilizing NLI models for measuring factual consistency (Gao et al., 2023). Encouraged by previous works, we also use the NLI method to evaluate the factual consistency between LLMs generated and human-written text. For example, we calculate the NLI score $Entail_i$ between the original article abstract a_i and the LLM-generated abstract a_i^g as follows.

$$Entail_i = \theta_{NLI}(a_i, a_i^g) = \begin{cases} 1 & \text{if } a_i^g \text{ entails } a_i, \\ 0 & \text{otherwise} \end{cases} \quad (7)$$

where θ_{NLI} denotes the NLI model. Finally, we obtain the NLI score *Entail* for each model according to Eq 8, 9.

$$Entail_{j_k} = \frac{1}{M} \sum_{i=0}^M Entail_i \quad (8)$$

$$Entail = \frac{1}{K} \sum_{k=0}^K Entail_{j_k} \quad (9)$$

Additionally, we use commonly employed semantic similarity metrics to calculate the semantic coverage between the content generated by LLMs and human-written content. Specifically, we apply cosine similarity and the ROUGE metric for evaluation.

4 Experiments

4.1 Experimental Settings

Dataset. We collect literature review articles published in 2023 from the annual reviews website and obtain 1106 articles, the dataset distribution across journals as shown in Figure 7.

LLMs Selection. We select four LLMs for evaluation: **Claude-3.5-Sonnet-20240620**, **GPT-4o-2024-08-16**, **Qwen-2.5-72B-Instruct**, and **Llama-3.2-3B-Instruct**.

For the generated reference evaluation, we use **Semantic Scholar** as the external database. Recently, LLMs-as-judges has become more common (Chen et al., 2024; Zheng et al., 2023; Shangyu et al., 2024). So, we employ **TRUE** (Honovich et al., 2022), along with **GPT-4o** as NLI models for evaluating factual consistency in context. To compute semantic similarity, we use **text-embedding-3-large** to convert texts into embeddings.

4.2 Main Results

We present the results for the three tasks in Table 1, 2, and 3. The performance of different models on each task is analyzed as follows.

Results for Task 1. By analyzing the results in Table 1, we observe that Claude-3.5 achieves the highest accuracy score and title search rate, whereas Llama-3.2 records the lowest performance

on both metrics for Task 1. Additionally, when evaluating the accuracy of LLM-generated references, treating the author item as correct if the first author is identified correctly results in a 3–5% increase in accuracy scores across all models. This finding highlights that accurately generating complete author lists remains a significant challenge for LLMs.

Results for Task 2. We use various metrics to evaluate model performance. As shown in Table 2, Claude-3.5 consistently achieves the best overall performance across nearly all metrics. The average semantic similarity between the abstracts generated by Claude-3.5 and human-written abstracts is 81.17%. Furthermore, Claude-3.5 demonstrates the highest factual consistency, with a TURE model evaluation score of 78.10% and a GPT-4o assessment score of 96.77%. Additionally, we observe that Llama-3.2 achieves the highest score on the ROUGE-L metric, but does not show a clear advantage on other metrics. Given the diversity of outputs produced by LLMs, it is crucial to employ multiple evaluation metrics when assessing their performance on our tasks.

Results for Task 3. As shown in Table 3, we observe that, compared to the accuracy scores in Task 1, all LLMs exhibit a significant increase in accuracy when generating references in Task 3. Previous studies have shown that citing real external sources can reduce hallucination rates in the generated text. In our experiment, we find that when LLMs are tasked with generating references for the literature review, the accuracy of the generated references increases significantly. This suggests that the generated references and the literature review text impose constraints on each other.

Models	Task 1		
	$S_t \uparrow$	Acc.	Acc.(first author)
Qwen-2.5-72B	19.81	12.36	17.64
Llama-3.2-3B	14.36	3.39	6.86
GPT-4o	30.51	21.36	24.77
Claude-3.5-Sonnet	63.99	51.44	55.40

Table 1: The experimental results of the four LLMs in Task 1. “ S_t ” refers to the title search rate as defined in Eq 5, while “Acc.” represents the accuracy defined in Eq 4. “first author” refers to when evaluating the accuracy of references, the author dimension only comparing the first author.

Models	Task 2					
	Similarity \uparrow	Entail(TRUE) \uparrow	Entail(GPT-4o) \uparrow	ROUGE-1 \uparrow	ROUGE-2 \uparrow	ROUGE-L \uparrow
Qwen-2.5-72B	80.22	68.69	95.02	40.61	8.78	20.12
Llama-3.2-3B	79.28	61.90	92.14	40.35	8.96	20.52
GPT-4o	80.96	77.74	96.50	40.70	8.56	19.86
Claude-3.5-Sonnet	81.17	78.10	96.77	41.13	8.99	20.00

Table 2: Compare the performance of four LLMs on Task 2.

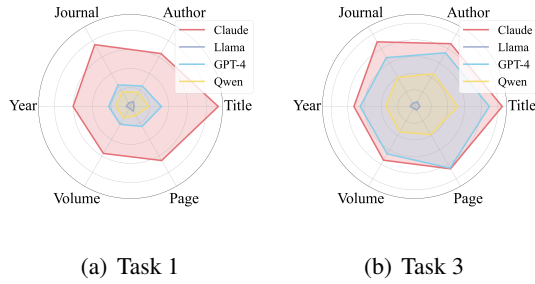


Figure 2: Radar chart of the accuracy of LLM-generated references across various dimensions.

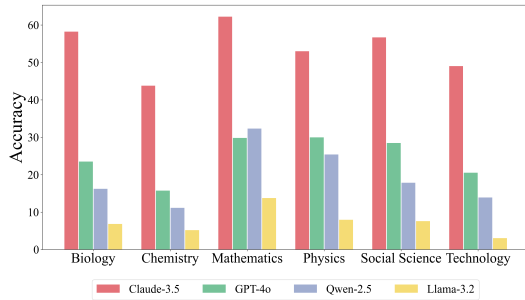


Figure 3: Task 1: Accuracy scores \uparrow across different disciplines.

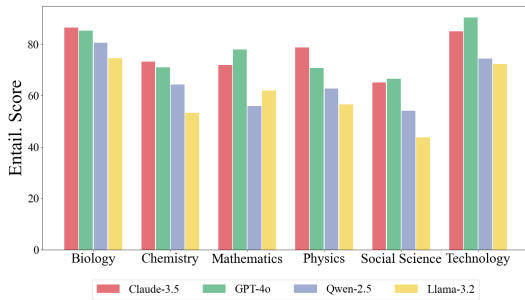


Figure 4: Task 2: NLI scores (TRUE) \uparrow across different disciplines.

Models	Task 3		
	$S_t\uparrow$	Acc.	Acc.(first author)
Qwen-2.5-72B	38.39	28.89	33.64
Llama-3.2-3B	21.00	4.85	7.27
GPT-4o	60.24	50.69	54.24
Claude-3.5-Sonnet	66.51	58.89	62.90

Table 3: The experimental results of the four LLMs in Task 3. “ S_t ” refers to the title retrieval rate as defined in Eq 5. “Acc.” represents the accuracy defined in Eq 5. “first author” refers to when evaluating the accuracy of references, the author dimension only comparing the first author.

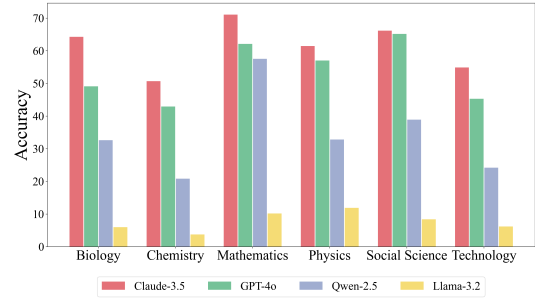


Figure 5: Task 3: Accuracy scores \uparrow across different disciplines.

4.3 Analyze LLM-Generated References from Different Dimensions

In both Task 1 and Task 3, we ask LLMs to generate references. The overall performance was discussed in the previous section. In this section, we provide a detailed comparison of the accuracy of LLM-generated references across various dimensions, as shown in Figure 2. As seen in Figure 2(a), Claude-3.5 demonstrates a clear advantage over other models across all dimensions in Task 1. Additionally, the accuracy of reference generation in Task 1 for Claude-3.5, GPT-4o, and Qwen-2.5 shows a consistent trend across all dimensions, with the highest accuracy observed in the title dimension. The accuracy for journal name, page, and author is also relatively high. In contrast, Llama-3.2 shows higher

Models	Task1			Task3		
	Title Acc.	Overlap	Overlap(first author)	Title Acc.	Overlap	Overlap(first author)
Qwen-2.5-72B	7.18	12.57	13.24	12.13	17.31	17.88
Llama-3.2-3B	5.97	8.48	8.67	8.02	8.17	8.33
GPT-4o	8.66	18.78	19.50	18.33	28.81	29.63
Claude-3.5-Sonnet	16.05	24.34	25.21	21.15	33.25	34.41

Table 4: Overlap rate of citations between LLM-generated and human-written references in Task 1 and Task 3. “Title Acc.” refers to the title overlap between LLM-generated and human-written references, while “overlap” represents the article overlap between LLM-generated and human-written references. “first author” refers to when evaluating the overlap of references, the author dimension only comparing the first author.

accuracy in the page and author dimensions compared to other dimensions, but overall, Llama-3.2 does not exhibit a competitive advantage in reference generation accuracy.

Next, we examine the accuracy of LLM-generated references across various dimensions in Task 3, as shown in Figure 2(b), and comparing it with Figure 2(a), we observe improvements across all dimensions for Claude-3.5, GPT-4o, and Qwen-2.5. Notably, the accuracy of GPT-4o in certain dimensions approaches that of Claude-3.5. However, the performance of LLaMA-3.2 remains suboptimal.

4.4 Cross-Disciplinary Analysis

In this section, we compare the performance of LLMs across different disciplines. First, based on Dewey’s Decimal Classification, we categorize 51 journals into five disciplines: Biology, Chemistry, Mathematics, Physics, Social Science, and Technology. After categorization, there are 460 articles in the Biology category, 90 in Chemistry, 50 in Mathematics, 113 in Physics, 299 in Social Science, and 94 in Technology.

We then present bar charts in Figures 3, 4, 5, which illustrate the performance of different models across various tasks and disciplines.

First, we observe that in Task 1, as shown in Figure 3, almost all models exhibit the highest accuracy in the Mathematics discipline. Additionally, Claude-3.5 demonstrates relatively high accuracy in both Biology and Social science. GPT-4o, besides having the highest accuracy in Mathematics, shows higher accuracy in Physics and Social science compared to Biology and Technology. Qwen-2.5 also exhibits a relatively high accuracy in Physics, but it has the lowest accuracy in Chemistry. Llama-3.2 has the highest accuracy in Mathematics, but its accuracy in Technology

is the lowest. Finally, we calculate the results of the one-way ANOVA for each LLM across five disciplines to validate the differences. The results are as follows: Claude-3.5($f=7.65$, $p<.001$), GPT-4o($f=11.87$, $p<.001$), Qwen-2.5($f=12.39$, $p<.001$), Llama-3.2($f=10.78$, $p<.001$). These results indicate significant differences in performance across disciplines for each model.

Secondly, as shown in Figure 4, we present the NLI scores of each model across different disciplines as evaluated by TRUE in Task 2. We observe that all models exhibit the lowest entailment scores in Social science and the highest scores in Biology and Technology. In terms of this metric, GPT-4o outperforms Claude-3.5 in Mathematics and Technology, indicating that while GPT-4o has a lower accuracy in reference generation, the difference between the two models in the abstract generation task is relatively small. Additionally, we conduct an ANOVA test to evaluate the models’ performance across different disciplines. The results are as follows: Llama-3.2 ($f= 11.06$, $p<.001$) Qwen2.5 ($f= 16.88$, $p<.001$) GPT-4o($f= 18.88$, $p<.001$) Claude-3.5($f= 23.72$, $p<.001$). These results indicate that, in Task 2, there are significant differences in the performance of each model across different disciplines.

Finally, we examine the accuracy of each model across five disciplines in Task 3, as illustrated in Figure 4. It is evident that the accuracy of Claude-3.5 and GPT-4o are significantly higher than those of Qwen-2.5 and LLaMA-3.2 across all disciplines. Furthermore, the trend aligns with that observed in Task 1: almost all models exhibit the highest accuracy in Mathematics, followed by relatively high scores in Social Science, while lower accuracy scores are observed in Chemistry and Technology. The results of the one-way ANOVA for each models across five disciplines are as follows: Claude-

3.5($f=33.33$, $p<.001$), GPT-4o($f=39.09$, $p<.001$), Qwen-2.5($f=32.84$, $p<.001$), Llama-3.2($f=39.02$, $p<.001$), indicating significant differences in each models’ performance across the various disciplines.

4.5 Comparison of LLM-Cited and Human-cited References

In this section, we also compare the LLM-generated references with those from the human-written original articles. Specifically, we examine the overlap between the references generated by each model and those that are cited in the human-written article. As shown in Table 4, we observe that in Task 1, 25.21% of the references generated by Claude-3.5 are also cited in the human-written article, indicating a relatively high overlap rate. Furthermore, we find that, compared to Task 1, the reference overlap rate with human citations increases across all models in Task 3. Notably, GPT-4o models show a 10% increase in the overlap rate. Next, we provide a more detailed comparison of the references across various dimensions. As shown in Figure 6, for Task 1, we observe that the overlap rate is higher in the “Title” and other numerical dimensions, while the overlap rates for the “Journal” and “Author” dimensions are relatively lower. For Task 3, Claude-3.5 and GPT-4o exhibit a higher overlap rate on the “Author” dimension compared to Task 1. The possible reason is that, in the generated text, the LLMs tend to cite the first author’s name, which may lead the models to place more emphasis on this dimension.

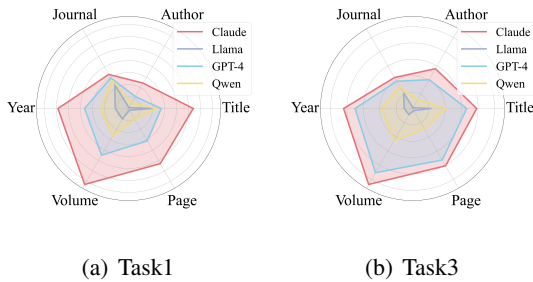


Figure 6: Radar chart of the accuracy of LLM-generated references with human-written references in the original article.

5 Conclusion

In this paper, we present a framework to assess the literature review writing abilities of LLMs. This framework includes three tasks designed to

evaluate LLMs’ literature review writing capabilities. The generated outputs are then evaluated from multiple dimensions using various tools, such as Semantic Scholar and NLI models, focusing on aspects like hallucination rate, semantic coverage, and factual consistency compared to human-written texts. Finally, we analyze the performance of LLMs in writing literature reviews from the perspective of different academic disciplines.

We select four LLMs for task evaluation and find that Claude-3.5-Sonnet outperforms GPT-4o, Qwen-2.5-72B, and Llama-3.2-3B across all three tasks, particularly excelling in the task of generating accurate references. This advantage is likely influenced by the training data of each model. Additionally, we observed that each model has different strengths across disciplines. Overall, for the reference generation task, nearly all models perform better in Mathematics, while their performance is weaker in Chemistry and Technology. However, when writing abstracts, all models exhibit the lowest factual consistency in Social Science, as indicated by the entailment scores, compared to human-written texts.

When comparing the references generated by the models in Task 1 and Task 3, we find that in Task 3, nearly all models generate more accurate references. This suggests that LLMs cite references during the writing process, which improves the authenticity of the references. Moreover, the inclusion of the first author’s name in the generated context also enhances the accuracy of the author dimension.

In the future, we will deploy this evaluation framework on Hugging Face to enable real-time assessments of newly released LLMs.

6 Limitations

In this paper, we evaluate the ability of LLMs to write literature reviews. However, instead of assessing from conventional perspectives, such as the fluency of the generated context or topic coverage, we compare the model-generated results with human-written ones. Additionally, when processing the LLM-generated results, we often need to handle abbreviations of author names and journal titles. While we have made efforts to address these details thoroughly, some discrepancies may still exist.

References

- Ayush Agrawal, Mirac Suzgun, Lester Mackey, and Adam Tauman Kalai. 2024. Do language models know when they're hallucinating references?
- Muhammad Bello Aliyu, Rahat Iqbal, and Anne James. 2018. [The canonical model of structure for data extraction in systematic reviews of scientific research articles](#). In *2018 Fifth International Conference on Social Networks Analysis, Management and Security (SNAMS)*, page 264–271.
- Fadi Aljamaan, Mohamad-Hani Tamsah, Ibraheem Altamimi, Ayman Al-Eyadhy, Amr Jamal, Khalid Alhasan, Tamer A. Mesallam, Mohamed Farahat, and Khalid H. Malki. 2024. [Reference hallucination score for medical artificial intelligence chatbots: Development and usability study](#). *JMIR Medical Informatics*, 12(1):e54345. Company: JMIR Medical Informatics Distributor: JMIR Medical Informatics Institution: JMIR Medical Informatics Label: JMIR Medical Informatics publisher: JMIR Publications Inc., Toronto, Canada.
- Sai Anirudh Athaluri, Sandeep Varma Manthena, V S R Krishna Manoj Kesapragada, Vineel Yarlagadda, Tirth Dave, and Rama Tulasi Siri Duddumpudi. 2023. [Exploring the boundaries of reality: Investigating the phenomenon of artificial intelligence hallucination in scientific writing through chatgpt references](#). *Cureus*, 15(4):e37432.
- Sébastien Bubeck, Varun Chandrasekaran, Ronen Eldan, Johannes Gehrke, Eric Horvitz, Ece Kamar, Peter Lee, Yin Tat Lee, Yuanzhi Li, Scott Lundberg, Harsha Nori, Hamid Palangi, Marco Tulio Ribeiro, and Yi Zhang. 2023. [Sparks of artificial general intelligence: Early experiments with gpt-4](#). (arXiv:2303.12712). ArXiv:2303.12712 [cs].
- Guiming Hardy Chen, Shunian Chen, Ziche Liu, Feng Jiang, and Benyou Wang. 2024. [Humans or llms as the judge? a study on judgement biases](#). (arXiv:2402.10669). ArXiv:2402.10669 [cs].
- Tianyu Gao, Howard Yen, Jiatong Yu, and Danqi Chen. 2023. [Enabling large language models to generate text with citations](#). (arXiv:2305.14627). ArXiv:2305.14627 [cs].
- Or Honovich, Roei Aharoni, Jonathan Herzig, Hagai Taitelbaum, Doron Kukliansy, Vered Cohen, Thomas Scialom, Idan Szpektor, Avinatan Hassidim, and Yossi Matias. 2022. [TRUE: Re-evaluating factual consistency evaluation](#). In *Proceedings of the 2022 Conference of the North American Chapter of the Association for Computational Linguistics: Human Language Technologies*, pages 3905–3920, Seattle, United States. Association for Computational Linguistics.
- Ziwei Ji, Nayeon Lee, Rita Frieske, Tiezheng Yu, Dan Su, Yan Xu, Etsuko Ishii, Ye Jin Bang, Andrea Madotto, and Pascale Fung. 2023. [Survey of hallucination in natural language generation](#). *ACM Comput. Surv.*, 55(12):248:1–248:38.
- Georgios Kontonatsios, Sally Spencer, Peter Matthew, and Ioannis Korkontzelos. 2020. [Using a neural network-based feature extraction method to facilitate citation screening for systematic reviews](#). *Expert Systems with Applications: X*, 6:100030.
- OpenAI, Josh Achiam, Steven Adler, Sandhini Agarwal, Lama Ahmad, Ilge Akkaya, Florencia Leoni Aleman, Diogo Almeida, Janko Altschmidt, Sam Altman, Shyamal Anadkat, Red Avila, Igor Babuschkin, Suchir Balaji, Valerie Balcom, Paul Baltescu, Haiming Bao, Mohammad Bavarian, Jeff Belgum, Irwan Bello, Jake Berdine, Gabriel Bernadett-Shapiro, Christopher Berner, Lenny Bogdonoff, Oleg Boiko, Madelaine Boyd, Anna-Luisa Brakman, Greg Brockman, Tim Brooks, Miles Brundage, Kevin Button, Trevor Cai, Rosie Campbell, Andrew Cann, Brittany Carey, Chelsea Carlson, Rory Carmichael, Brooke Chan, Che Chang, Fotis Chantzis, Derek Chen, Sully Chen, Ruby Chen, Jason Chen, Mark Chen, Ben Chess, Chester Cho, Casey Chu, Hyung Won Chung, Dave Cummings, Jeremiah Currier, Yunxing Dai, Cory Decareaux, Thomas Degry, Noah Deutsch, Damien Deville, Arka Dhar, David Dohan, Steve Dowling, Sheila Dunning, Adrien Ecoffet, Atty Eleti, Tyna Eloundou, David Farhi, Liam Fedus, Niko Felix, Simón Posada Fishman, Juston Forte, Isabella Fulford, Leo Gao, Elie Georges, Christian Gibson, Vik Goel, Tarun Gogineni, Gabriel Goh, Rapha Gontijo-Lopes, Jonathan Gordon, Morgan Grafstein, Scott Gray, Ryan Greene, Joshua Gross, Shixiang Shane Gu, Yufei Guo, Chris Hallacy, Jesse Han, Jeff Harris, Yuchen He, Mike Heaton, Johannes Heidecke, Chris Hesse, Alan Hickey, Wade Hickey, Peter Hoeschele, Brandon Houghton, Kenny Hsu, Shengli Hu, Xin Hu, Joost Huizinga, Shantanu Jain, Shawn Jain, Joanne Jang, Angela Jiang, Roger Jiang, Haozhun Jin, Denny Jin, Shino Jomoto, Billie Jonn, Heewoo Jun, Tomer Kaftan, Łukasz Kaiser, Ali Kamali, Ingmar Kanitscheider, Nitish Shirish Keskar, Tabarak Khan, Logan Kilpatrick, Jong Wook Kim, Christina Kim, Yongjik Kim, Jan Hendrik Kirchner, Jamie Kiros, Matt Knight, Daniel Kokotajlo, Łukasz Kondraciuk, Andrew Kondrich, Aris Konstantinidis, Kyle Kosic, Gretchen Krueger, Vishal Kuo, Michael Lampe, Ikai Lan, Teddy Lee, Jan Leike, Jade Leung, Daniel Levy, Chak Ming Li, Rachel Lim, Molly Lin, Stephanie Lin, Mateusz Litwin, Theresa Lopez, Ryan Lowe, Patricia Lue, Anna Makanju, Kim Malfacini, Sam Manning, Todor Markov, Yaniv Markovski, Bianca Martin, Katie Mayer, Andrew Mayne, Bob McGrew, Scott Mayer McKinney, Christine McLeavey, Paul McMillan, Jake McNeil, David Medina, Aalok Mehta, Jacob Menick, Luke Metz, Andrey Mishchenko, Pamela Mishkin, Vinnie Monaco, Evan Morikawa, Daniel Mossing, Tong Mu, Mira Murati, Oleg Murk, David Mély, Ashvin Nair, Reiichiro Nakano, Rameez Nayak, Arvind Neelakantan, Richard Ngo, Hyeonwoo Noh, Long Ouyang, Cullen O’Keefe, Jakub Pachocki, Alex Paino, Joe Palermo, Ashley Pantuliano, Giambatista Parascandolo, Joel Parish, Emy Parparita, Alex Passos, Mikhail Pavlov, Andrew Peng, Adam Perelman, Filipe de Avila Belbute Peres, Michael Petrov,

Henrique Ponde de Oliveira Pinto, Michael, Pokorny, Michelle Pokrass, Vitchyr H. Pong, Tolly Powell, Alethea Power, Boris Power, Elizabeth Proehl, Raul Puri, Alec Radford, Jack Rae, Aditya Ramesh, Cameron Raymond, Francis Real, Kendra Rimbach, Carl Ross, Bob Rotsted, Henri Roussez, Nick Ryder, Mario Saltarelli, Ted Sanders, Shibani Santurkar, Girish Sastry, Heather Schmidt, David Schnurr, John Schulman, Daniel Selsam, Kyla Sheppard, Toki Sherbakov, Jessica Shieh, Sarah Shoker, Pranav Shyam, Szymon Sidor, Eric Sigler, Maddie Simens, Jordan Sitkin, Katarina Slama, Ian Sohl, Benjamin Sokolowsky, Yang Song, Natalie Staudacher, Felipe Petroski Such, Natalie Summers, Ilya Sutskever, Jie Tang, Nikolas Tezak, Madeleine B. Thompson, Phil Tillet, Amin Tootoonchian, Elizabeth Tseng, Preston Tuggle, Nick Turley, Jerry Tworek, Juan Felipe Cerón Uribe, Andrea Vallone, Arun Vijayvergiya, Chelsea Voss, Carroll Wainwright, Justin Jay Wang, Alvin Wang, Ben Wang, Jonathan Ward, Jason Wei, C. J. Weinmann, Akila Welihinda, Peter Welinder, Jiayi Weng, Lilian Weng, Matt Wiethoff, Dave Willner, Clemens Winter, Samuel Wolrich, Hannah Wong, Lauren Workman, Sherwin Wu, Jeff Wu, Michael Wu, Kai Xiao, Tao Xu, Sarah Yoo, Kevin Yu, Qiming Yuan, Wojciech Zaremba, Rowan Zellers, Chong Zhang, Marvin Zhang, Shengjia Zhao, Tianhao Zheng, Juntang Zhuang, William Zhuk, and Barret Zoph. 2023. [Gpt-4 technical report](#).

Xing Shangyu, Zhao Fei, Wu Zhen, An Tuo, Chen Weihao, Li Chunhui, Zhang Jianbing, and Dai Xinyu. 2024. [Efuf: Efficient fine-grained unlearning framework for mitigating hallucinations in multimodal large language models](#). page 1167–1181.

Yidong Wang, Qi Guo, Wenjin Yao, Hongbo Zhang, Xin Zhang, Zhen Wu, Meishan Zhang, Xinyu Dai, Min Zhang, Qingsong Wen, Wei Ye, Shikun Zhang, and Yue Zhang. 2024. [Autosurvey: Large language models can automatically write surveys](#). (arXiv:2406.10252). ArXiv:2406.10252.

Lianmin Zheng, Wei-Lin Chiang, Ying Sheng, Siyuan Zhuang, Zhanghao Wu, Yonghao Zhuang, Zi Lin, Zhuohan Li, Dacheng Li, Eric P. Xing, Hao Zhang, Joseph E. Gonzalez, and Ion Stoica. 2023. [Judging llm-as-a-judge with mt-bench and chatbot arena](#). (arXiv:2306.05685). ArXiv:2306.05685 [cs].

A Prompts for Tasks

Table 5: Prompts for tasks.

Prompt	Content
Prompt 1	<p>Imagine you are an experienced academic researcher with access to a vast library of scientific literature. I would like you to find the 10 studies that are most relevant to the research topic provided in the "Title" and the "Keywords" below.</p> <p>Please cite the studies according to the following JSON format. There is no need to provide any explanation before or after the JSON output. Ensure that the "authors" field lists the names of all authors and not exceeding 10 authors, and that there are no duplicate author names nor abbreviations such as "et al.". { "References": [{ "title": "", "authors": "", "journal": "", "year": "", "volumes": "", "first page": "", "last page": "", }] }</p> <p>Title: title</p> <p>Keywords: keywords</p>
Prompt 2	<p>Imagine you are an experienced academic researcher with access to a vast library of scientific literature. I would like you to write an abstract according to the research topic provided in the "Title" and the "Keywords" below. Please write the abstract for about xx words, according to the JSON format as follows. There is no need to provide any explanation before or after the JSON output. { "Abstract": "" }</p> <p>Title: title</p> <p>Keywords: keywords</p>
Prompt 3	<p>Imagine you are an experienced academic researcher with access to a vast library of scientific literature. I would like you to write a literature review according to the research topic provided in the "Title", "Abstract" and "Keywords" below. The literature review should be about 1000 words long. I would like you to back up claims by citing previous studies (with a total of 10 citations in the literature review). The output should be in JSON format as follows: { "Literature Review": "xxx", "References": [{ "title": "", "authors": "", "journal": "", "year": "", "volumes": "", "first page": "", "last page": "", }] }</p> <p>The "Literature Review" field should be about 1000 words. The "References" field is a list of 10 references, and ensures that the "authors" field lists the names of all authors and not exceeding 10 authors, and that there are no duplicate author names nor abbreviations such as "et al.".</p> <p>Title: title</p> <p>Keywords: keywords</p> <p>Abstract: abstract</p>

B Data Distribution

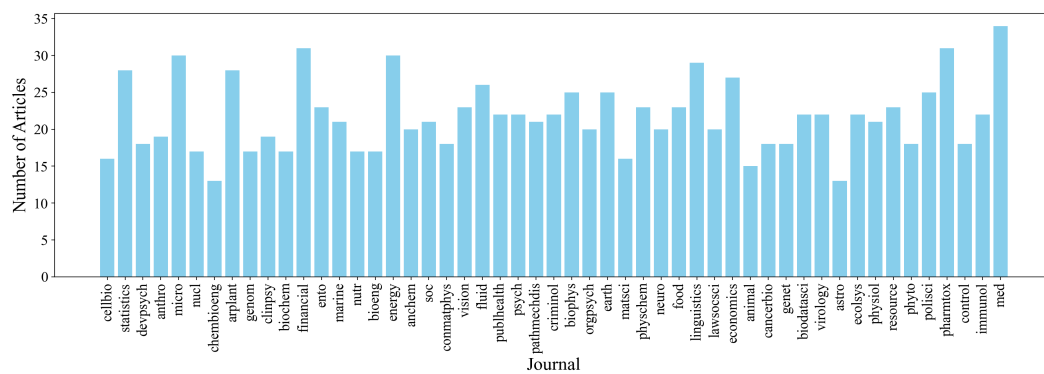


Figure 7: Statistics of dataset.