

# Federated t-SNE and UMAP for Distributed Data Visualization

Dong Qiao\*, Xinxian Ma\*, Jicong Fan†

School of Data Science, The Chinese University of Hong Kong, Shenzhen, China  
dongqiao@link.cuhk.edu.cn, xinxianma@link.cuhk.edu.cn, fanjicong@cuhk.edu.cn

## Abstract

High-dimensional data visualization is crucial in the big data era and these techniques such as t-SNE and UMAP have been widely used in science and engineering. Big data, however, is often distributed across multiple data centers and subject to security and privacy concerns, which leads to difficulties for the standard algorithms of t-SNE and UMAP. To tackle the challenge, this work proposes Fed-tSNE and Fed-UMAP, which provide high-dimensional data visualization under the framework of federated learning, without exchanging data across clients or sending data to the central server. The main idea of Fed-tSNE and Fed-UMAP is implicitly learning the distribution information of data in a manner of federated learning and then estimating the global distance matrix for t-SNE and UMAP. To further enhance the protection of data privacy, we propose Fed-tSNE+ and Fed-UMAP+. We also extend our idea to federated spectral clustering, yielding algorithms of clustering distributed data. In addition to these new algorithms, we offer theoretical guarantees of optimization convergence, distance and similarity estimation, and differential privacy. Experiments on multiple datasets demonstrate that, compared to the original algorithms, the accuracy drops of our federated algorithms are tiny.

## 1 Introduction

High-dimensional data are prevalent in science and engineering and their structures are often very complicated, which makes dimensionality reduction and data visualization appealing in knowledge discovery and decision-making (Jolliffe and Cadima 2016; Hinton and Salakhutdinov 2006; Van Der Maaten et al. 2009). In the past decades, many algorithms have been proposed for dimensionality and visualization (Pearson 1901; Fisher 1936; Sammon 1969; Baker 1977; Kohonen 1982; Schölkopf, Smola, and Müller 1998; Roweis and Saul 2000; Tenenbaum, De Silva, and Langford 2000; Van der Maaten and Hinton 2008; Fan et al. 2018; McInnes et al. 2018). Perhaps, the most popular algorithms in recent years are the t-distributed stochastic neighbor embedding (t-SNE) developed by (Van der Maaten and Hinton 2008) and the Uniform Manifold Approximation and Projection (UMAP) proposed by (McInnes et al. 2018). T-SNE and

UMAP map the data points to a two- or three-dimensional space, exhibiting the intrinsic data distribution or pattern of the original high-dimensional data. Due to their superiority over other methods such as PCA (Jolliffe and Cadima 2016), Isomap (Tenenbaum, De Silva, and Langford 2000), and autoencoder (Hinton and Salakhutdinov 2006), they have been used for visualizing images, tabular data (Hao et al. 2021), text (Grootendorst 2022), and graphs (Wu, Zhang, and Fan 2023) in diverse fields and provide huge convenience for scientific research and engineering practice (Becht et al. 2019). Besides visualization, t-SNE and UMAP are also useful in clustering (Linderman and Steinerberger 2019) and outlier detection (Fu, Zhang, and Fan 2024). There are also a few variants of t-SNE (Yang et al. 2009; Carreira-Perpinán 2010; Xie et al. 2011; Van Der Maaten 2014; Gisbrecht, Schulz, and Hammer 2015; Pezzotti et al. 2016; Linderman et al. 2019; Chatzimpampas, Martins, and Kerren 2020; Sun, Han, and Fan 2023) and UMAP (Sainburg, McInnes, and Gentner 2021; Nolet et al. 2021). For instance, Van Der Maaten (2014) used tree-based algorithms to accelerate the implementation of t-SNE. Sainburg, McInnes, and Gentner (2021) proposed a parametric UMAP that can visualize new data without re-training the model.

In many real cases such as mobile devices, IoT networks, medical records, and social media platforms, the high-dimensional data are distributed across multiple data centers and subject to security and privacy concerns (Dwork, Roth et al. 2014; McMahan et al. 2017; Kairouz et al. 2021; Qiao, Ding, and Fan 2024), which leads to difficulties for the standard algorithms of t-SNE and UMAP. Specifically, in t-SNE and UMAP, we need to compute the pair-wise distance or similarity between all data points, meaning that different data centers or clients should share their data mutually or send their data to a common central server, which will leak data privacy and lose information security. To address this challenge, we propose federated t-SNE and federated UMAP in this work. Our main idea is implicitly learning the distribution information of data in a manner of federated learning and then estimating the global distance matrix for t-SNE and UMAP. The contribution of this work is summarized as follows:

- We propose Fed-tSNE and Fed-UMAP that are able to visualize distributed data of high-dimension.
- We further provide Fed-tSNE+ and Fed-UMAP+ to en-

\*These authors contributed equally.

†Corresponding author.

hance privacy protection.

- We extend our idea to federated spectral clustering for distributed data with privacy protection.
- We provide theoretical guarantees such as reconstruction error bounds and differential privacy analysis.

## 2 Related work

**t-SNE** t-SNE (Van der Maaten and Hinton 2008) aims to preserve the pair-wise similarities from high-dimension space  $\mathcal{P}$  to low-dimension space  $\mathcal{Q}$ . The pair-wise similarities are measured as the probability that two data points are neighbors mutually. Specifically, given high-dimensional data points  $\mathbf{x}_1, \mathbf{x}_2, \dots, \mathbf{x}_N$  in  $\mathbb{R}^D$ , t-SNE computes the joint probability matrix  $\mathbf{P} \in \mathbb{R}^{N \times N}$ , in which  $p_{ij} = 0$  if  $i = j$ , and  $p_{ij} = \frac{p_{i|j} + p_{j|i}}{2N}$ , if  $i \neq j$ , where

$$p_{j|i} = \frac{\exp(-\|\mathbf{x}_i - \mathbf{x}_j\|_2^2 / (2\tau_i^2))}{\sum_{\ell \in [N] \setminus \{i\}} \exp(-\|\mathbf{x}_i - \mathbf{x}_\ell\|_2^2 / (2\tau_i^2))}. \quad (1)$$

In (1),  $\tau_i$  is the bandwidth of the Gaussian kernel. Suppose  $\mathbf{y}_1, \mathbf{y}_2, \dots, \mathbf{y}_N$  are the low-dimensional embeddings in  $\mathbb{R}^d$ , where  $d \ll D$ , t-SNE constructs a probability matrix  $\mathbf{Q}$  by

$$q_{ij} = \frac{(1 + \|\mathbf{y}_i - \mathbf{y}_j\|_2^2)^{-1}}{\sum_{\ell, s \in [N], \ell \neq s} (1 + \|\mathbf{y}_\ell - \mathbf{y}_s\|_2^2)^{-1}} \quad (2)$$

where  $i \neq j$ . Then t-SNE obtains  $\mathbf{y}_1, \mathbf{y}_2, \dots, \mathbf{y}_N$  by minimizing the Kullback-Leibler (KL) divergence

$$\text{minimize}_{\mathbf{y}_1, \dots, \mathbf{y}_N} \sum_{i \neq j} p_{ij} \log \frac{p_{ij}}{q_{ij}} \quad (3)$$

**UMAP** UMAP (McInnes et al. 2018) is a little similar to t-SNE. It starts by constructing a weighted k-NN graph in the high-dimensional space. The edge weights between points  $\mathbf{x}_i$  and  $\mathbf{x}_j$  are defined based on a fuzzy set membership, representing the probability that  $\mathbf{x}_j$  is in the neighborhood of  $\mathbf{x}_i$ . Specifically, the membership strength is computed using

$$\mu_{i|j} = \exp(-\|\mathbf{x}_i - \mathbf{x}_j\|^2 / \sigma_i), \quad (4)$$

where  $\sigma_i$  is a local scaling factor determined by the k-NNs of  $\mathbf{x}_i$ . The final membership strength is symmetrized as

$$\mu_{ij} = \mu_{i|j} + \mu_{j|i} - \mu_{i|j} \cdot \mu_{j|i} \quad (5)$$

In the low-dimensional space, the probability of two points being neighbors is modeled using a smooth, differentiable approximation to a fuzzy set membership function. The edge weights between points  $\mathbf{y}_i$  and  $\mathbf{y}_j$  are given by

$$\mu'_{ij} = \frac{1}{1 + a\|\mathbf{y}_i - \mathbf{y}_j\|^{2b}} \quad (6)$$

where  $a$  and  $b$  are hyperparameters typically set based on empirical data to control the spread of points in the low-dimensional space. UMAP minimizes the cross-entropy between the high-dimensional fuzzy simplicial set and the low-dimensional fuzzy simplicial set, i.e.,

$$\text{minimize}_{\mathbf{y}_1, \dots, \mathbf{y}_N} \sum_{i \neq j} \mu_{ij} \log \left( \frac{\mu_{ij}}{\mu'_{ij}} \right) + (1 - \mu_{ij}) \log \left( \frac{1 - \mu_{ij}}{1 - \mu'_{ij}} \right) \quad (7)$$

**Discussion** Studies about federated dimensionality reduction or data visualization are scarce in the literature. Grammenos et al. (2020) proposed a federated, asynchronous, and  $(\epsilon, \delta)$ -differentially private algorithm for PCA in the memory-limited setting. Briguglio et al. (2023) developed a federated supervised PCA for supervised learning. Nova-Paradela, Fontenla-Romero, and Guijarro-Berdiñas (2023) proposed a privacy-preserving training algorithm for deep autoencoders. Different from PCA and autoencoders, in t-SNE and UMAP, we need to compute the pair-wise distance or similarity between data points, which leads to significantly greater difficulty in developing federated learning algorithms. Saha et al. (2022) proposed a decentralized data stochastic neighbor embedding, dSNE. However, dSNE assumes that there is a shared subset of data among different clients, which may not hold in real applications.

## 3 Federated Distribution Learning

### 3.1 Framework

Suppose data  $\mathbb{R}^{m \times n_x} \ni \mathbf{X} = \{\mathbf{X}_p\}_{p=1}^P$  are distributed at  $P$  clients, where  $\mathbf{X}_p \in \mathbb{R}^{m \times n_p}$  belongs to client  $p$  and  $\sum_{p=1}^P n_p = n_x$ . To implement t-SNE and UMAP, we need to compute a matrix  $\mathbf{D}_{\mathbf{X}, \mathbf{X}} \in \mathbb{R}^{n_x \times n_x}$  of distances between all data pairs in  $\mathbf{X}$ , which requires data sharing between the clients and central server, leading to data or privacy leaks. We propose to find an estimate of the distance or similarity matrix without data sharing. To do this, we let the central server construct a set of intermediate data points denoted by  $\mathbf{Y} = [\mathbf{y}_1, \dots, \mathbf{y}_{n_y}] \in \mathbb{R}^{m \times n_y}$  and then compute distance matrices  $\mathbf{D}_{\mathbf{Y}, \mathbf{Y}}$  and  $\{\mathbf{D}_{\mathbf{X}_p, \mathbf{Y}}\}_{p=1}^P$ . These distance matrices can be used to construct an estimate  $\hat{\mathbf{D}}_{\mathbf{X}, \mathbf{X}}$  of  $\mathbf{D}_{\mathbf{X}, \mathbf{X}}$  by applying the Nytröm method (Williams and Seeger 2001) (to be detailed later). However, the choice of  $\mathbf{Y}$  affects the accuracy of  $\hat{\mathbf{D}}_{\mathbf{X}, \mathbf{X}}$ , further influencing the performance of t-SNE and UMAP.

Since Nytröm method (Williams and Seeger 2001) aims to estimate an entire matrix using its small sub-matrices, the sub-matrices should preserve the key information of the entire matrix, which means a good  $\mathbf{Y} = [\mathbf{y}_1, \dots, \mathbf{y}_{n_y}] \in \mathbb{R}^{m \times n_y}$  should capture the distribution information of  $\mathbf{X}$ . Therefore, we propose to learn such a  $\mathbf{Y}$  adaptively from the  $P$  clients via solving the following federated distribution learning (FedDL) framework:

$$\text{minimize}_{\mathbf{Y}} F(\mathbf{Y}) \triangleq \sum_{p=1}^P \omega_p f_p(\mathbf{Y}) \quad (8)$$

where  $f_p$  is the local objective function for each client, and  $\omega_1, \dots, \omega_P$  are nonnegative weights for the clients. Without loss of generality, we set  $\omega_1 = \dots = \omega_P = 1/P$  for convenience in the remaining context. In this work, we set  $f_p$  to be the Maximum Mean Discrepancy (MMD) (Gretton et al.

2012) metric:

$$\begin{aligned}
f_p(\mathbf{Y}) &= \text{MMD}(\mathbf{X}_p, \mathbf{Y}) \\
&= \frac{1}{n_p(n_p - 1)} \sum_{i=1}^{n_p} \sum_{j \neq i}^{n_p} k((\mathbf{X}_p)_{:,i}, (\mathbf{X}_p)_{:,j}) \\
&\quad - \frac{2}{n_p n_y} \sum_{i=1}^{n_p} \sum_{j=1}^{n_y} k((\mathbf{X}_p)_{:,i}, (\mathbf{Y})_{:,j}) \\
&\quad + \frac{1}{n_y(n_y - 1)} \sum_{i=1}^{n_y} \sum_{j \neq i}^{n_y} k((\mathbf{Y})_{:,i}, (\mathbf{Y})_{:,j})
\end{aligned} \tag{9}$$

or in the following compact form

$$\begin{aligned}
f_p(\mathbf{Y}) &= \text{MMD}(\mathbf{X}_p, \mathbf{Y}) \\
&= \frac{1}{n_p(n_p - 1)} \left[ \mathbf{1}_{n_p}^T \mathbf{K}_{\mathbf{X}_p, \mathbf{X}_p} \mathbf{1}_{n_p} - n_p \right] - \frac{2}{n_p n_y} \mathbf{1}_{n_p}^T \mathbf{K}_{\mathbf{X}_p, \mathbf{Y}} \mathbf{1}_{n_y} \\
&\quad + \frac{1}{n_y(n_y - 1)} \left[ \mathbf{1}_{n_y}^T \mathbf{K}_{\mathbf{Y}, \mathbf{Y}} \mathbf{1}_{n_y} - n_y \right]
\end{aligned} \tag{10}$$

where  $k(\cdot, \cdot)$  is a kernel function and  $\mathbf{K}_{\cdot, \cdot}$  denotes the kernel matrix computed from two matrices. MMD is a distance metric between two distributions and (10) is actually an estimation of MMD with finite samples from two distributions. If we use the Gaussian kernel  $k(\mathbf{x}_i, \mathbf{y}_j) = \exp(-\gamma \|\mathbf{x}_i - \mathbf{y}_j\|^2)$ , MMD compares all-order statistics between two distributions. For any  $\mathbf{X} \in \mathbb{R}^{m \times n_x}$  and  $\mathbf{Y} \in \mathbb{R}^{m \times n_y}$ , we calculate the Gaussian kernel matrix as  $\mathbf{K}_{\mathbf{X}, \mathbf{Y}} = \exp(-\gamma \mathbf{D}^2)$ , where  $\mathbf{D}^2$  is the squared pairwise distance matrix between  $\mathbf{X}$  and  $\mathbf{Y}$ , i.e.,  $\mathbf{D}^2 = \text{Diag}(\mathbf{X}^T \mathbf{X}) \mathbf{1}_{n_y}^T - 2\mathbf{X}^T \mathbf{Y} + \mathbf{1}_{n_x} \text{Diag}(\mathbf{Y}^T \mathbf{Y})^T$ .

Combining (8) and (10), we have the following optimization problem of federated distribution learning

$$\underset{\mathbf{Y}}{\text{minimize}} \sum_{p=1}^P \omega_p \times \text{MMD}(\mathbf{X}_p, \mathbf{Y}) \tag{11}$$

By solving this problem, the central server or  $\mathbf{Y}$  equivalently can learn the distribution information of the data distributed on the  $P$  clients. Based on such an  $\mathbf{Y}$ , we can estimate the distance or similarity matrix between all data points in  $\mathbf{X}$ , which will be detailed later.

### 3.2 Optimization

For a client  $p$ , we consider the corresponding local optimization problem

$$\underset{\mathbf{Y}}{\text{minimize}} f_p(\mathbf{Y}) \tag{12}$$

where  $f_p(\mathbf{Y}) = \text{MMD}(\mathbf{X}_p, \mathbf{Y})$ . Due to the presence of kernel function, we have to use some numerical methods like gradient descent to update the decision variable  $\mathbf{Y}$ . The gradient of  $f_p$  at  $\mathbf{Y}$  is

$$\begin{aligned}
\nabla f_p(\mathbf{Y}) &= \frac{-4\gamma}{n_p n_y} \left[ \mathbf{X}_p \mathbf{K}_{\mathbf{X}_p, \mathbf{Y}} - \mathbf{Y} \text{Diag}(\mathbf{1}_{n_p}^T \mathbf{K}_{\mathbf{X}_p, \mathbf{Y}}) \right] \\
&\quad + \frac{4\gamma}{n_y(n_y - 1)} \left[ \mathbf{Y} \mathbf{K}_{\mathbf{Y}, \mathbf{Y}} - \mathbf{Y} \text{Diag}(\mathbf{1}_{n_y}^T \mathbf{K}_{\mathbf{Y}, \mathbf{Y}}) \right]
\end{aligned} \tag{13}$$

---

### Algorithm 1: Federated Distribution Learning

---

**Require:** Distributed data  $\{\mathbf{X}_1, \mathbf{X}_2, \dots, \mathbf{X}_P\}$  at  $P$  clients.

- 1: Server broadcast an initial  $\mathbf{Y}^0$  to all clients.
  - 2: **for** round  $s = 1$  to  $S$  **do**
  - 3:     **Client side:**
  - 4:     **for** client  $p = 1$  to  $P$  in parallel **do**
  - 5:         Set  $\mathbf{Y}_p^{s,0} = \mathbf{Y}^{s-1}$
  - 6:         Update local variable  $\mathbf{Y}_p^s$ :
  - 7:         **for**  $t = 1$  to  $Q$  **do**
  - 8:              $\mathbf{Y}_p^{s,t} = \mathbf{Y}_p^{s,t-1} - \eta_s \nabla f_p(\mathbf{Y}_p^{s,t-1})$
  - 9:         **end for**
  - 10:         Denote  $\mathbf{Y}_p^s = \mathbf{Y}_p^{s,Q}$
  - 11:         Upload  $\mathbf{Y}_p^s$  (resp.,  $\nabla f_p(\mathbf{Y}_p^{s,t})$ ) to the server.
  - 12:     **end for**
  - 13:     **Server side:** compute  $\mathbf{Y}^s = \frac{1}{P} \sum_{p=1}^P \mathbf{Y}_p^s$ .
  - 14:     (*resp.*,  $\mathbf{Y}^s \leftarrow \mathbf{Y}^{s-1} - \eta'_s \times \frac{1}{P} \sum_{p=1}^P \nabla f_p(\mathbf{Y}_p^s)$ )
  - 15:     Broadcast  $\mathbf{Y}^s$  to all clients.
  - 16: **end for**
- Ensure:**  $\mathbf{Y}$
- 

To make it more explicit, we outline the key steps of FedDL to demonstrate how the central server coordinates local models for learning global distribution in a federated way.

- Step 1: The central server initializes a global  $\mathbf{Y}_g$  before the learning cycle begins and broadcasts it to all participating local models.
- Step 2: The local clients copy the global  $\mathbf{Y}_g$  as their uniform initial guess  $\mathbf{Y}_p$  and compute the gradient  $\nabla f_p(\mathbf{Y}_p)$ .
- Step 3: Each client  $p$  sends its gradient  $\nabla f_p(\mathbf{Y}_p)$  or the updated  $\mathbf{Y}$ , i.e.,

$$\mathbf{Y}_p \leftarrow \mathbf{Y}_p - \eta \nabla f_p(\mathbf{Y}_p) \tag{14}$$

to the central server, where  $\eta$  is the step size and can be set as the reverse of the Lipschitz constant of gradient if possible.

- Step 4: The central server updates the global  $\mathbf{Y}$  by averaging all posted  $\mathbf{Y}_p$ , i.e.,

$$\mathbf{Y} = \frac{1}{P} \sum_{p=1}^P \mathbf{Y}_p, \tag{15}$$

or performing gradient descent with the average of all  $\nabla f_p(\mathbf{Y}_p)$ , i.e.,

$$\mathbf{Y} \leftarrow \mathbf{Y} - \eta' \times \frac{1}{P} \sum_{p=1}^P \nabla f_p(\mathbf{Y}_p), \tag{16}$$

where  $\eta'$  is a step size.

- Step 5: The central server broadcasts the newly aggregated communication variables so as to trigger the next local updates.

The optimization details are summarized in Algorithm 1. In the algorithm, for each client  $p$ , the time complexity per iteration is  $\mathcal{O}(mn_p^2 + mn_p n_y)$  and the space complexity is  $\mathcal{O}(mn_p + mn_y + n_p n_y)$ .

In Algorithm 1, it is necessary to share some variables like the global distribution information  $\mathbf{Y}$  or the gradient  $\nabla f_p(\mathbf{Y})$  for proceeding the process of training. This may result in data privacy leakage. Data or gradient perturbation by some special types of noise is a common way to enhance the security of federated algorithms. In Section 5, we present the theoretical guarantees of distance estimation and similarity estimation and analyze the properties of differential privacy in such two ways, respectively.

### 3.3 Convergence analysis

Since we adopt MMD as our local objective function, they are all bounded below. Here, we give the convergence guarantee of Algorithm 1.

**Theorem 1.** Assume the gradient of all local objective functions  $\{f_p\}_{p=1}^P$  are  $L_p$ -Lipschitz continuous,  $L = \sum_{p=1}^P \omega_p L_p$  with  $\omega_p = \frac{n_p}{n_x}$ ,  $\rho_L = \frac{\sum_{p=1}^P \omega_p L_p^2}{L^2}$ , and  $\|\nabla f_p - \nabla f_{p'}\|_F \leq \zeta$  for all  $p, p'$ , the sequence  $\{\mathbf{Y}^{s,t}\}$  generated by Algorithm 1 with step size  $1/L$  satisfies

$$\begin{aligned} \frac{1}{SQ} \sum_{s=1}^S \sum_{t=1}^Q \|\mathbf{Y}^{s,t} - \mathbf{Y}^{s,t-1}\|_F^2 &\leq \frac{4}{SQL} [F(\mathbf{Y}^0) - F(\mathbf{Y}^S)] \\ &+ \frac{12\rho_L \zeta^2 (Q+1)(2Q+1)}{L^2 [1 - 3(Q-1)^2 (\rho_L + \frac{\max_p L_p^2}{L^2})]} \end{aligned} \quad (17)$$

The proof can be found in Appendix F. It can be seen that when  $SQ$  goes large enough, our algorithm converges to a finite value that is small provided that  $\zeta$  is small. Figure 2 in Section 6.1 will show the convergence of the optimization numerically.

## 4 Applications of FedDL

### 4.1 Federated tSNE and UMAP

Nystrom approximation is a technique that can approximate a positive semi-definite (PSD) matrix merely through a subset of its rows and columns (Williams and Seeger 2001). Consider a PSD matrix  $S_+^n \ni \mathbf{H} \succeq 0$  that has a representation of block matrix

$$S_+^n \ni \mathbf{H} = \begin{bmatrix} \mathbf{W} & \mathbf{B}^T \\ \mathbf{B} & \mathbf{Z} \end{bmatrix} \quad (18)$$

where  $\mathbf{W} \in S_+^c$ ,  $\mathbf{B} \in \mathbb{R}^{(n-c) \times c}$ , and  $\mathbf{Z} \in S_+^{n-c}$  for which  $c \ll n$ . Specifically, suppose  $\mathbf{Z}$  is unknown, we can approximate it using  $\mathbf{W}$ ,  $\mathbf{B}$ , and  $\mathbf{B}^T$  as

$$\mathbf{Z} \approx \mathbf{B} \mathbf{W}_k^\dagger \mathbf{B}^T \triangleq \widehat{\mathbf{Z}} \quad (19)$$

This means we can approximate the incomplete  $\mathbf{H}$  by  $\widehat{\mathbf{H}} = [\mathbf{W}, \mathbf{B}^T; \mathbf{B}, \widehat{\mathbf{Z}}]$ . By Nyström method, we can approximate a distance or similarity matrix on large-scale dataset in a relatively low computational complexity. Some literature gives some useful upper bounds on Nyström approximation in terms of Frobenius norm and spectral norm for different sampling techniques (Kumar, Mohri, and Talwalkar 2009b; Drineas and Mahoney 2005; Zhang, Tsang, and Kwok 2008;

Kumar, Mohri, and Talwalkar 2009a; Li, Kwok, and Lu 2010). Here, we present the upper bounds of Nyström approximation in (Drineas and Mahoney 2005) for our subsequent derivation.

**Theorem 2** (Error bounds of Nyström approximation). Given  $\mathbf{X} = [\mathbf{x}_1, \dots, \mathbf{x}_n] \in \mathbb{R}^{m \times n}$ , let  $\widehat{\mathbf{H}}$  be the rank- $k$  Nystrom approximation of  $\mathbf{H}$  only through  $c$  columns sampled uniformly at random without replacement from  $\mathbf{H}$ , and  $\mathbf{H}_k$  be the best rank- $k$  approximation of  $\mathbf{H}$ . Then, the following inequalities hold for any sample of size  $c$ :

$$\begin{aligned} \|\mathbf{H} - \widehat{\mathbf{H}}\|_2 &\leq \|\mathbf{H} - \mathbf{H}_k\|_2 + \frac{2n\rho}{\sqrt{c}} \\ \|\mathbf{H} - \widehat{\mathbf{H}}\|_F &\leq \|\mathbf{H} - \mathbf{H}_k\|_F + \rho \left(\frac{64k}{c}\right)^{1/4} \end{aligned} \quad (20)$$

where  $\rho = \max_i \mathbf{H}_{ii}$ .

Without the retrieval of raw data from clients, we present federated tSNE (Fed-tSNE) and federated UMAP (Fed-UMAP) to visualize the high-dimensional data distributed across multiple regional centers. The main idea is to perform Algorithm 1 to learn a  $\mathbf{Y}$  and then each client  $p$  posts the distance matrix  $\mathbf{D}_{\mathbf{X}_p, \mathbf{Y}} \in \mathbb{R}^{n_p \times n_y}$  between  $\mathbf{X}_p$  and  $\mathbf{Y}$  to the central server. Consequently, the central server assembles all  $\mathbf{D}_{\mathbf{X}_p, \mathbf{Y}}$  to form

$$\mathbf{B} = [\mathbf{D}_{\mathbf{X}_1, \mathbf{Y}}^\top \ \mathbf{D}_{\mathbf{X}_2, \mathbf{Y}}^\top \ \cdots \ \mathbf{D}_{\mathbf{X}_P, \mathbf{Y}}^\top]^\top \quad (21)$$

and estimate  $\mathbf{D}_{\mathbf{X}, \mathbf{X}}$  as

$$\widehat{\mathbf{D}}_{\mathbf{X}, \mathbf{X}} = \mathbf{B} \mathbf{W}_k^\dagger \mathbf{B}^\top \quad (22)$$

where  $\mathbf{W} = \mathbf{D}_{\mathbf{Y}, \mathbf{Y}}$ , i.e., the distance matrix of  $\mathbf{Y}$ . Note that in the case that  $\mathbf{W}$  is singular, we can add an identity matrix to it, i.e.,  $\mathbf{W} + \lambda \mathbf{I}$ , where  $\lambda > 0$  is a small constant. Finally, the central server implements either t-SNE or UMAP based on  $\mathbf{D}_{\mathbf{X}, \mathbf{X}}$ . The steps are summarized into Algorithm 2.

---

#### Algorithm 2: Fed-tSNE and Fed-UMAP

---

**Require:** Distributed data  $\{\mathbf{X}_1, \mathbf{X}_2, \dots, \mathbf{X}_P\}$  at  $P$  clients.

- 1: Perform Algorithm 1 to compute  $\mathbf{Y}$ .
- 2: Each client  $p$  computes the distance matrix  $\mathbf{D}_{\mathbf{X}_p, \mathbf{Y}}$  and posts it to the central server.
- 3: The central server constructs  $\mathbf{B}$  using (21) and computes  $\widehat{\mathbf{D}}_{\mathbf{X}, \mathbf{X}}$  using (22).
- 4: The central server runs either t-SNE or UMAP on  $\widehat{\mathbf{D}}_{\mathbf{X}, \mathbf{X}}$  to obtain the low-dimensional embeddings  $\mathbf{Z}$ .

**Ensure:**  $\mathbf{Z}$

---

Note that sampling data points from clients like in classical Nyström approximation is prohibitive in the federated settings. Thus, it motivates us to use FedDL to learn a useful set of fake points (i.e., landmarks) close enough to the data across the clients in terms of MMD.

### 4.2 Federated Spectral Clustering

Note that after running Algorithm 1, if each client post the kernel matrix  $\mathbf{K}_{\mathbf{X}_p, \mathbf{Y}}$  rather than the distance matrix  $\mathbf{D}_{\mathbf{X}_p, \mathbf{Y}}$  to the central server, the central server can construct a kernel or similarity matrix  $\widehat{\mathbf{K}}_{\mathbf{X}, \mathbf{X}}$  that is useful for spectral clustering. Thus we obtain federated spectral clustering, of which the steps are summarized into Algorithm 3.

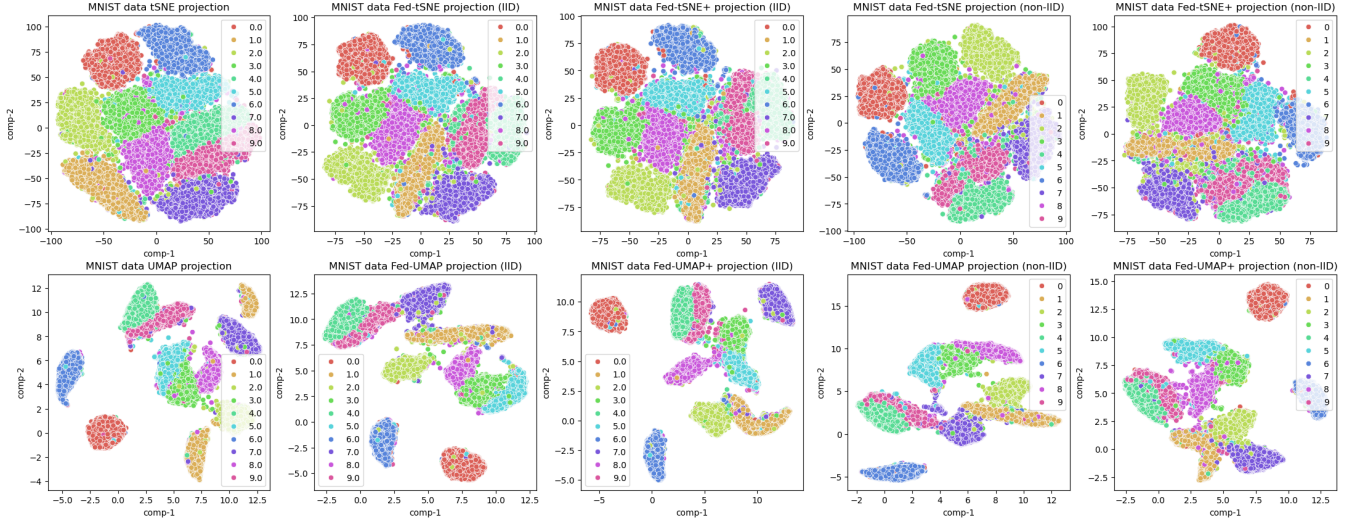


Figure 1: MNIST Data Visualization. Row 1: t-SNE, Fed-tSNE, and Fed-tSNE+. Row 2: UMAP, Fed-UMAP, and Fed-UMAP+.

---

### Algorithm 3: Fed-SpeClust

---

**Require:** Distributed data  $\{X_1, X_2, \dots, X_P\}$  at  $P$  clients.

- 1: Perform Algorithm 1 to compute  $Y$ .
- 2: Each client  $p$  computes the kernel matrix  $K_{X_p, Y}$  and posts it to the central server.
- 3: The central server constructs  $C = [K_{X_1, Y}^\top \ K_{X_2, Y}^\top \ \dots \ K_{X_P, Y}^\top]^\top$  and computes  $\widehat{K}_{X, X} = CW^{-1}C^\top$  with  $W = K_{Y, Y}$ .
- 4: The central server runs spectral clustering on  $\widehat{K}_{X, X}$  to obtain the clusters  $\mathcal{C} = \{C_1, C_2, \dots, C_c\}$ .

**Ensure:**  $\mathcal{C}$

---

## 5 FedDL with differential privacy

### 5.1 FedDL by data perturbation

We inject noise into the raw data in each client and then run FedDL to learn the global distribution information. Note that data perturbation is a one-shot operation before performing Algorithm 1. Specifically, the data  $X$  is perturbed by a noise matrix  $E \in \mathbb{R}^{m \times n_x}$  to form the noisy data matrix  $\tilde{X} = X + E$ , where  $e_{i,j} \sim \mathcal{N}(0, \sigma^2)$ . Define  $\tilde{X} = \{\tilde{X}_p\}_{p=1}^P$  and we then perform Algorithm 1 on  $\tilde{X}$  to obtain  $Y$  which gives the Nyström approximation

$$\widehat{H}_{\tilde{X}, \tilde{X}|Y} \simeq BW_k^\dagger B^T \quad (23)$$

where  $B = K_{\tilde{X}, Y}$  (or  $D_{\tilde{X}, Y}$ ),  $W = K_{Y, Y}$  (or  $D_{Y, Y}$ ).

Following the logistics of existing literature, we give the upper bounds on the approximation error of Nyström approximation involved with FedDL, where we focus only on the kernel matrix because it is more complex than the distance matrix.

**Theorem 3** (Error bound of Nyström approximation with FedDL having data perturbation). *Given  $X = \{X_p\}_{p=1}^P$  with  $X_p \in \mathbb{R}^{m \times n_p}$  having  $\sum_{p=1}^P n_p = n_x$ ,  $Y =$*

*$[y_1, \dots, y_{n_y}] \in \mathbb{R}^{m \times n_y}$ , let  $\tilde{X}_a^x = [Y, \tilde{X}]$  be the augmented matrix,  $C = K_{\tilde{X}_a^x, Y}$ ,  $W = K_{Y, Y}$  with  $W_k^\dagger$  being the Moore-Penrose inverse of the best rank- $k$  approximation of  $W$ ,  $\xi_m = \sqrt{m + \sqrt{2mt} + 2t}$ , and  $\text{Cond}(\cdot)$  denote condition number of matrix. Denoting  $\widehat{H}_{\tilde{X}, \tilde{X}|Y} = CW_k^\dagger C^T$ , it holds with probability at least  $1 - n(n-1)e^{-t}$*

$$\begin{aligned} & \|\widehat{H}_{\tilde{X}, \tilde{X}|Y} - K_{X, X}\|_2 \\ & \leq \text{Cond}(K_{\tilde{X}_a^x, \tilde{X}_a^x}) \left( \frac{\text{MMD}(\tilde{X}, Y)}{n_x + n_y} + 1 \right) + 2n_x \\ & \quad + \sqrt{2}n_x \gamma \left[ \sigma^2 \xi_m^2 + \sqrt{2} \|D_{X, X}\|_\infty \sigma \xi_m \right] \end{aligned}$$

alternatively, it holds that

$$\begin{aligned} & \|\widehat{H}_{\tilde{X}, \tilde{X}|Y} - K_{X, X}\|_F \\ & \leq \sqrt{n_x + n_y - k} \text{Cond}(K_{\tilde{X}_a^x, \tilde{X}_a^x}) \left( \frac{\text{MMD}(\tilde{X}, Y)}{n_x + n_y} + 1 \right) \\ & \quad + 2k^{\frac{1}{4}} n_x \sqrt{1 + \frac{n_y}{n_x}} + \sqrt{2}n_x \gamma \left[ \sigma^2 \xi_m^2 + \sqrt{2} \|D_{X, X}\|_\infty \sigma \xi_m \right] \end{aligned}$$

**Theorem 4** (Differential privacy of FedDL with data perturbation). *Assume  $\max_{p,j} \|(X_p)_{:,j}\|_2 = \tau_X$ , FedDL with perturbed data given by Section 5.1 is  $(\epsilon, \delta)$ -differentially private if  $\delta \geq 2c\tau_X/\epsilon$ , where  $c^2 > 2\ln(1.25/\delta)$ .*

### 5.2 FedDL by variable and gradient perturbation

We can also perturb the optimization variable  $Y$  or the gradient  $\nabla f_p(Y_p)$  by Gaussian noise in the training progression to improve the security of Algorithm 1. No matter which method we follow, the  $Y$  obtained by the central server is noisy, i.e.,  $\tilde{Y} = Y + E$ , where  $E$  is drawn elementwise from  $\mathcal{N}(0, \sigma^2)$ . Then, we do Nyström approximation by

$$\widehat{H}_{X, X|\tilde{Y}} \simeq BW_k^\dagger B^T$$

where  $B = K_{X, \tilde{Y}}$  (or  $D_{X, \tilde{Y}}$ ),  $W = K_{\tilde{Y}, \tilde{Y}}$  (or  $D_{\tilde{Y}, \tilde{Y}}$ ).

**Theorem 5** (Error bound of Nyström approximation with FedDL having gradient perturbation). *With the same notations in Theorem 3, let  $\tilde{\mathbf{X}}_a^y = [\tilde{\mathbf{Y}}, \mathbf{X}]$  be the augmented matrix. Then it holds that*

$$\begin{aligned} & \|\widehat{\mathbf{H}}_{\mathbf{X}, \mathbf{X}|\tilde{\mathbf{Y}}} - \mathbf{K}_{\mathbf{X}, \mathbf{X}}\|_2 \\ & \leq \text{Cond}(\mathbf{K}_{\tilde{\mathbf{X}}_a^y, \tilde{\mathbf{X}}_a^y}) \left( \frac{|\text{MMD}(\mathbf{X}, \tilde{\mathbf{Y}})|}{n_x + n_y} + 1 \right) + 2n_x \end{aligned}$$

alternatively, it holds that

$$\begin{aligned} & \|\widehat{\mathbf{H}}_{\mathbf{X}, \mathbf{X}|\tilde{\mathbf{Y}}} - \mathbf{K}_{\mathbf{X}, \mathbf{X}}\|_F \\ & \leq \sqrt{n_x + n_y - k} \text{Cond}(\mathbf{K}_{\tilde{\mathbf{X}}_a^y, \tilde{\mathbf{X}}_a^y}) \left( \frac{|\text{MMD}(\mathbf{X}, \tilde{\mathbf{Y}})|}{n_x + n_y} + 1 \right) \\ & \quad + 2k^{1/4} n_x \sqrt{1 + \frac{n_y}{n_x}} \end{aligned}$$

Note that  $\text{MMD}(\mathbf{X}, \tilde{\mathbf{Y}}) \leq \text{MMD}(\mathbf{X}, \mathbf{Y}) + \text{MMD}(\mathbf{Y}, \tilde{\mathbf{Y}})$  is related to  $\sigma$ . A smaller  $\sigma$  leads to a lower estimation error (higher estimation accuracy) but weaker privacy protection. We can obtain a precise trade-off between accuracy and privacy by combining Theorem 5 with Theorem 6.

**Theorem 6** (Differential privacy of FedDL with gradient perturbation). *Suppose  $\max_{p,j} \|(\mathbf{X}_p)_{:,j}\|_2 = \tau_X$ ,  $\max_{p,i,j} \|(\mathbf{Y}_p)_{:,i} - (\mathbf{X}_p)_{:,j}\| = \Upsilon$ ,  $\|\mathbf{Y}_p^s\|_{sp} \leq \tau_Y \forall s$ , let  $\{\nabla f_p(\mathbf{Y}_p^s)\}_{p=1}^P$  for  $s \in [S]$  be the sequence that is perturbed by noise drawn from  $\mathcal{N}(0, \sigma^2)$  with variance  $8S\Delta^2 \log(e + (\varepsilon/\delta))/\varepsilon^2$  where  $\Delta = \frac{8\sqrt{n_y}\gamma\tau_X}{n_p n_y} \{1 + 2\gamma(\tau_X + \tau_Y)(\tau_X + \Upsilon)\}$ . Then, the Gaussian Mechanism that injects noise to  $\{\nabla f_p(\mathbf{Y}_p^s)\}_{s=1}^S$  for  $p \in [P]$  is  $(\varepsilon, \delta)$ -differentially private.*

Note that it is intuitively appropriate to choose a decreasing sequence of noise variance  $\{\sigma_s^2\}_{s=1}^S$  adapted to the gradient norm, which may make the algorithm converge well. In practice, we do not have to do this and can instead inject homoscedastic noise while incorporating a carefully chosen scaling factor into the step size of the gradient descent. By doing so, the differential privacy of our FedDL with gradient perturbation can be guaranteed by Theorem 6.

### 5.3 Fed-tSNE+ and Fed-UMAP+

Based on the above discussion, we propose the security-enhanced versions of Fed-tSNE and Fed-UMAP, denoted by Fed-tSNE+ and Fed-UMAP+, for which Algorithm 2 has noise injection in line 1 (Algorithm 1).

## 6 Experiments

### 6.1 Data Visualization

We applied the proposed Fed-tSNE and Fed-UMAP methods to the MNIST and Fashion-MNIST datasets, with  $m_X = 40,000$ , and set  $n_Y = 500$ . We designed the experiment with 10 clients, where IID (independent and identically distributed) refers to each client’s data being randomly sampled from the MNIST dataset, thus including all classes. In contrast, non-IID means that each client’s data contains only a single class. After reducing the data dimension to two, we visualized them. Figure 1 presents the results on MNIST, showing the data distribution under both

IID and non-IID conditions. Additionally, we included results using Fed-tSNE+ and Fed-UMAP+, where noise  $\mathbf{E}$  is introduced to the gradient  $\nabla f_p(\mathbf{Y}_p)$ . Each element of  $\mathbf{E}$  is drawn from  $\mathcal{N}(0, \text{sd}^2(\nabla f_p(\mathbf{Y}_p)))$ , where  $\text{sd}(\nabla f_p(\mathbf{Y}_p))$  represents the standard deviation of  $\nabla f_p(\mathbf{Y}_p)$ . Due to space limitations, the results on Fashion-MNIST are provided in the Appendix (Figure 4). Based on the visualization results, our proposed methods perform very well in all settings, with only minor differences compared to the non-distributed results. They preserved nearly all the essential information and structure of the data. Tables 1 and 2 provide quantitative evaluations using the following metrics (detailed in Appendix A): **CA (Classification Accuracy)** with k-NN, **NPA (Neighbor Preservation Accuracy)** with k-NN, **NMI (Normalized Mutual Information)** of k-means, and **SC (Silhouette Coefficient)** of k-means. It can be observed that the performance of our proposed method shows a slight decline in various metrics compared to the nondistributed results, which is unavoidable. However, the overall differences remain within an acceptable range. Notably, the method performs slightly better on distributed data when the distribution is IID compared to non-IID. Moreover, the performance of Fed-tSNE+ and Fed-UMAP+ with added noise to protect privacy is somewhat inferior to the performance without noise, which is expected, as the non-IID scenario and the introduction of noise both impact the accuracy of  $\mathbf{Y}$ ’s learning on whole  $\mathbf{X}$ , thereby affecting the final results.

**Convergence Analysis** We also conducted experiments to test the convergence of our methods. In Figure 2, the relevant metrics reached convergence after approximately 50 epochs. Figure 3 provides a more intuitive demonstration that, with the increase in epochs, the learning of  $\mathbf{Y}$  significantly improves the final results of Fed-tSNE and Fed-UMAP, further confirming the feasibility of our method. (The full process visualization is included in Figure 5 of Appendix A.)

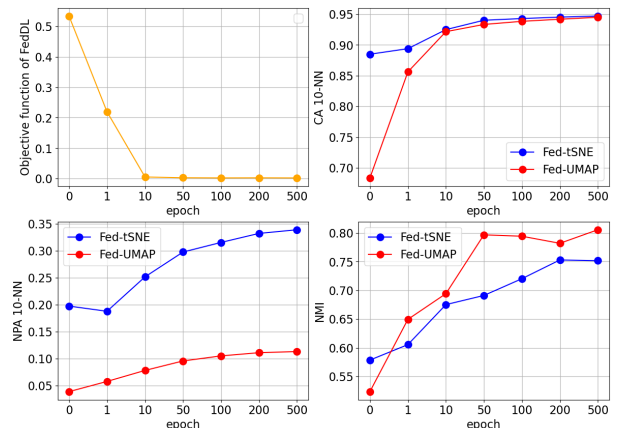


Figure 2: Convergence Performance on MNIST

In addition, we also studied the impact of  $n_y$  and noise level  $\beta$  on NMI (Figures 6 and 7 in Appendix A). The noise level  $\beta$  controls the scale of noise, with each element of noise  $\mathbf{E}$  being drawn from  $\mathcal{N}(0, \beta^2 \text{sd}^2(\nabla f_p(\mathbf{Y}_p)))$ . We see, regardless of the method or conditions, that the larger the  $\mathbf{Y}$

	IID			non-IID	
Metric	tSNE	Fed-tSNE	Fed-tSNE+	Fed-tSNE	Fed-tSNE+
CA 1-NN	0.9618±0.0015	0.9400±0.0017	0.9364±0.0020	0.9412±0.0021	0.9189±0.0030
CA 10-NN	0.9656±0.0017	0.9477±0.0017	0.9443±0.0012	0.9483±0.0019	0.9307±0.0026
CA 50-NN	0.9609±0.0015	0.9401±0.0022	0.9354±0.0022	0.9406±0.0020	0.9209±0.0035
NPA 1-NN	0.4176±0.0016	0.2728±0.0022	0.2543±0.0016	0.2729±0.0022	0.1928±0.0019
NPA 10-NN	0.3905±0.0005	0.3373±0.0007	0.3263±0.0005	0.3375±0.0013	0.2827±0.0010
NPA 50-NN	0.3441±0.0007	0.3301±0.0007	0.3258±0.0007	0.3305±0.0006	0.3030±0.0012
NMI	0.7747±0.0243	0.7534±0.0202	0.7471±0.0073	0.7399±0.0109	0.7025±0.0149
SC	0.4226±0.0082	0.4407±0.0103	0.4478±0.0066	0.4321±0.0058	0.4441±0.0045
Metric	UMAP	Fed-UMAP	Fed-UMAP+	Fed-UMAP	Fed-UMAP+
CA 1-NN	0.9322±0.0053	0.9066±0.0031	0.9007±0.0034	0.9064±0.0026	0.8730±0.0041
CA 10-NN	0.9613±0.0048	0.9445±0.0018	0.9416±0.0023	0.9449±0.0022	0.9224±0.0036
CA 50-NN	0.9602±0.0049	0.9432±0.0020	0.9400±0.0025	0.9441±0.0022	0.9219±0.0037
NPA 1-NN	0.0308±0.0009	0.0293±0.0007	0.0277±0.0008	0.0298±0.0011	0.0218±0.0009
NPA 10-NN	0.1227±0.0010	0.1133±0.0008	0.1088±0.0009	0.1131±0.0012	0.0914±0.0006
NPA 50-NN	0.2226±0.0015	0.2099±0.0011	0.2053±0.0011	0.2095±0.0013	0.1860±0.0013
NMI	0.8285±0.0150	0.7844±0.0208	0.7812±0.0153	0.7919±0.0217	0.7368±0.0194
SC	0.6118±0.0207	0.5812±0.0261	0.5746±0.0229	0.5889±0.0248	0.5422±0.0173

Table 1: Performance (mean±std) of dimensionality reduction on MNIST

	IID			non-IID	
Metric	tSNE	Fed-tSNE	Fed-tSNE+	Fed-tSNE	Fed-tSNE+
CA 1-NN	0.8112±0.0049	0.7473±0.0029	0.7198±0.0041	0.7453±0.0044	0.6669±0.0044
CA 10-NN	0.8260±0.0039	0.7892±0.0030	0.7706±0.0034	0.7898±0.0039	0.7280±0.0048
CA 50-NN	0.8064±0.0041	0.7754±0.0033	0.7631±0.0037	0.7760±0.0045	0.7280±0.0043
NPA 1-NN	0.3518±0.0018	0.1251±0.0021	0.0718±0.0013	0.1275±0.0017	0.0274±0.0006
NPA 10-NN	0.3635±0.0007	0.2551±0.0010	0.1954±0.0011	0.2571±0.0011	0.1090±0.0010
NPA 50-NN	0.3710±0.0003	0.3363±0.0006	0.3004±0.0006	0.3369±0.0008	0.2204±0.0017
NMI	0.5787±0.0212	0.5780±0.0154	0.5733±0.0149	0.5778±0.0044	0.5162±0.0129
SC	0.4049±0.0101	0.4382±0.0070	0.4638±0.0147	0.4389±0.0085	0.4564±0.0111
Metric	UMAP	Fed-UMAP	Fed-UMAP+	Fed-UMAP	Fed-UMAP+
CA 1-NN	0.7146±0.0029	0.6756±0.0036	0.6587±0.0055	0.6766±0.0043	0.6110±0.0037
CA 10-NN	0.7734±0.0039	0.7413±0.0045	0.7287±0.0041	0.7437±0.0030	0.6875±0.0041
CA 50-NN	0.7781±0.0039	0.7491±0.0052	0.7383±0.0039	0.7501±0.0040	0.7006±0.0033
NPA 1-NN	0.0356±0.0012	0.0218±0.0011	0.0156±0.0009	0.0223±0.0011	0.0071±0.0004
NPA 10-NN	0.1401±0.0013	0.1002±0.0015	0.0799±0.0012	0.1020±0.0010	0.0423±0.0007
NPA 50-NN	0.2518±0.0018	0.2152±0.0028	0.1907±0.0018	0.2167±0.0022	0.1226±0.0015
NMI	0.6187±0.0127	0.5915±0.0112	0.5755±0.0090	0.5877±0.0181	0.5191±0.0132
SC	0.5304±0.0286	0.5448±0.0264	0.5476±0.0176	0.5338±0.0252	0.5322±0.0191

Table 2: Performance (mean±std) of dimensionality reduction on Fashion-MNIST

	Metric	k=5	k=10
Fed-tSNE	NMI	0.741±0.011	0.740±0.011
	NPA 10-NN	0.336±0.001	0.338±0.001
Fed-tSNE+	NMI	0.709±0.026	0.702±0.015
	NPA 10-NN	0.286±0.001	0.283±0.001

Table 3: Performance (mean±std) of Fed-tSNE and Fed-tSNE+ on non-IID data for different values of the number of clients  $k$

volume or the smaller the noise level  $\beta$  (indicating a lower privacy protection requirement), the better the NMI results.

Besides, in the current non-IID case, each client has one class of data, which is the hardest setting (the distribution

of clients is highly heterogeneous), while the IID case is the easiest setting. Other settings interpolate between these two extreme cases. To further investigate the impact of the number of clients  $k$ , we conducted additional experiments on

	Metric	k=5	k=10	k=20	k=50	k=100
Fed-tSNE	NMI	0.747±0.016	0.753±0.020	0.745±0.009	0.747±0.014	0.749±0.015
	NPA 10-NN	0.337±0.001	0.337±0.001	0.337±0.001	0.338±0.001	0.338±0.001
Fed-tSNE+	NMI	0.740±0.013	0.747±0.007	0.742±0.019	0.741±0.018	0.741±0.012
	NPA 10-NN	0.323±0.001	0.326±0.001	0.329±0.001	0.332±0.001	0.333±0.001

Table 4: Performance (mean±std) of Fed-tSNE and Fed-tSNE+ on IID data for different values of the number of clients  $k$

		IID			non-IID	
	Metric	SpeClust	Fed-SpeClust	Fed-SpeClust+	Fed-SpeClust	Fed-SpeClust+
MNIST	NMI	0.5415±0.0009	0.5240±0.0038	0.5220±0.0052	0.5235±0.0051	0.5025±0.0068
	ARI	0.3837±0.0008	0.3815±0.0076	0.3807±0.0088	0.3806±0.1123	0.3829±0.0102
COIL-20	NMI	0.8885±0.0016	0.8425±0.0218	0.8333±0.0173	0.8339±0.0216	0.8215±0.0163
	ARI	0.6066±0.0012	0.5113±0.0557	0.4793±0.0426	0.4895±0.0639	0.4551±0.0322
Mice-Protein	NMI	0.3241±0.0063	0.3233±0.0121	0.3220±0.0143	0.3222±0.0190	0.3198±0.0100
	ARI	0.1837±0.0037	0.1827±0.0033	0.1802±0.0154	0.1809±0.0024	0.1783±0.0016

Table 5: Performance (mean±std) of spectral clustering

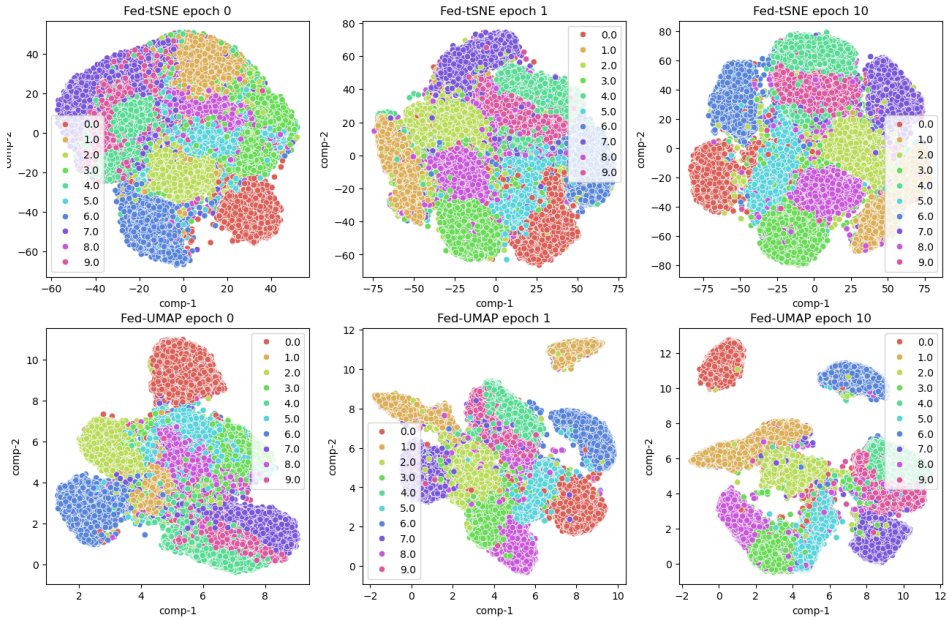


Figure 3: Visualization of Fed-tSNE and Fed-UMAP Convergence from epoch 1 to 10 (MNIST)

MNIST to explore the impact of client number. In the IID setting, the dataset is randomly divided among  $k$  clients. In the non-IID setting, we focus on the extreme case of completely different distributions, adding  $k = 5$ , with each client containing data from two distinct classes. The results, shown in Table 3 and 4, demonstrate that our proposed methods show stable performance across different values of  $k$ .

## 6.2 Clustering performance

We utilized three datasets MNIST, COIL-20, and Mice-Protein (detailed in Appendix) to evaluate the effectiveness of our Fed-SpeClust. The hyperparameters were adjusted accordingly and the corresponding results are presented in Table 5. In addition to the NMI metric used previously, we also

employed the ARI (Adjusted Rand Index) metric, detailed in Appendix. We see that both NMI and ARI indicate that Fed-SpeClust achieves results comparable to the original spectral clustering, despite a slight decrease in performance, demonstrating the feasibility of our method.

## 7 Conclusion

This work proposed FedDL and applied it to t-SNE and UMAP to visualize distributed data. The idea was also extended for spectral clustering to cluster distributed data. We provided theoretical guarantees such as differential privacy. Experimental results demonstrated that the accuracies of our federated algorithms are close to the original algorithms.



## Acknowledgments

This work was partially supported by the National Natural Science Foundation of China under Grant No.62376236 and the Guangdong Provincial Key Laboratory of Mathematical Foundations for Artificial Intelligence (2023B1212010001).

## References

- Baker, C. T. 1977. *The numerical treatment of integral equations*. Oxford University Press.
- Becht, E.; McInnes, L.; Healy, J.; Dutertre, C.-A.; Kwok, I. W.; Ng, L. G.; Ginhoux, F.; and Newell, E. W. 2019. Dimensionality reduction for visualizing single-cell data using UMAP. *Nature biotechnology*, 37(1): 38–44.
- Briguglio, W.; Yousef, W. A.; Traoré, I.; and Mamun, M. 2023. Federated Supervised Principal Component Analysis. *IEEE Transactions on Information Forensics and Security*.
- Carreira-Perpinán, M. A. 2010. The Elastic Embedding Algorithm for Dimensionality Reduction. In *ICML*, volume 10, 167–174. Citeseer.
- Chatzimparmpas, A.; Martins, R. M.; and Kerren, A. 2020. t-viSNE: Interactive Assessment and Interpretation of t-SNE Projections. *IEEE transactions on visualization and computer graphics*, 26(8): 2696–2714.
- Drineas, P.; and Mahoney, M. W. 2005. On the Nystrom Method for Approximating a Gram Matrix for Improved Kernel-Based Learning. *Journal of Machine Learning Research*, 6(72): 2153–2175.
- Dwork, C.; Roth, A.; et al. 2014. The algorithmic foundations of differential privacy. *Foundations and Trends® in Theoretical Computer Science*, 9(3–4): 211–407.
- Fan, J.; Chow, T. W.; Zhao, M.; and Ho, J. K. 2018. Nonlinear Dimensionality Reduction for Data with Disconnected Neighborhood Graph. *Neural Processing Letters*, 47(2): 697–716.
- Fisher, R. A. 1936. The use of multiple measurements in taxonomic problems. *Annals of eugenics*, 7(2): 179–188.
- Fu, D.; Zhang, Z.; and Fan, J. 2024. Dense Projection for Anomaly Detection. *Proceedings of the AAAI Conference on Artificial Intelligence*, 38(8): 8398–8408.
- Gisbrecht, A.; Schulz, A.; and Hammer, B. 2015. Parametric nonlinear dimensionality reduction using kernel t-SNE. *Neurocomputing*, 147(147): 71–82.
- Grammenos, A.; Mendoza Smith, R.; Crowcroft, J.; and Mascolo, C. 2020. Federated principal component analysis. *Advances in neural information processing systems*, 33: 6453–6464.
- Gretton, A.; Borgwardt, K. M.; Rasch, M. J.; Schölkopf, B.; and Smola, A. 2012. A kernel two-sample test. *The Journal of Machine Learning Research*, 13(1): 723–773.
- Grootendorst, M. 2022. BERTopic: Neural topic modeling with a class-based TF-IDF procedure. *arXiv preprint arXiv:2203.05794*.
- Hao, Y.; Hao, S.; Andersen-Nissen, E.; Mauck, W. M.; Zheng, S.; Butler, A.; Lee, M. J.; Wilk, A. J.; Darby, C.; Zager, M.; et al. 2021. Integrated analysis of multimodal single-cell data. *Cell*, 184(13): 3573–3587.
- Hinton, G. E.; and Salakhutdinov, R. R. 2006. Reducing the dimensionality of data with neural networks. *science*, 313(5786): 504–507.
- Jolliffe, I. T.; and Cadima, J. 2016. Principal component analysis: a review and recent developments. *Philosophical Transactions of the Royal Society A: Mathematical, Physical and Engineering Sciences*, 374(2065): 20150202.
- Kairouz, P.; McMahan, H. B.; Avent, B.; Bellet, A.; Bennis, M.; Bhagoji, A. N.; Bonawitz, K.; Charles, Z.; Cormode, G.; Cummings, R.; et al. 2021. Advances and open problems in federated learning. *Foundations and trends® in machine learning*, 14(1–2): 1–210.
- Kairouz, P.; Oh, S.; and Viswanath, P. 2015. The composition theorem for differential privacy. In *International conference on machine learning*, 1376–1385. PMLR.
- Kohonen, T. 1982. Self-organized formation of topologically correct feature maps. *Biological cybernetics*, 43(1): 59–69.
- Kumar, S.; Mohri, M.; and Talwalkar, A. 2009a. Ensemble nystrom method. *Advances in Neural Information Processing Systems*, 22.
- Kumar, S.; Mohri, M.; and Talwalkar, A. 2009b. Sampling techniques for the nystrom method. In *Artificial intelligence and statistics*, 304–311. PMLR.
- Laurent, B.; and Massart, P. 2000. Adaptive estimation of a quadratic functional by model selection. *Annals of statistics*, 1302–1338.
- Li, M.; Kwok, J. T.; and Lu, B.-L. 2010. Making large-scale nystrom approximation possible. In *Proceedings of the 27th International Conference on Machine Learning, ICML 2010, ICML’10*, 631–638. Madison, WI, USA: Omnipress. ISBN 9781605589077.
- Linderman, G. C.; Rachh, M.; Hoskins, J. G.; Steinerberger, S.; and Kluger, Y. 2019. Fast interpolation-based t-SNE for improved visualization of single-cell RNA-seq data. *Nature methods*, 16(3): 243–245.
- Linderman, G. C.; and Steinerberger, S. 2019. Clustering with t-SNE, Provably. *SIAM Journal on Mathematics of Data Science*, 1(2): 313–332.
- McInnes, L.; Healy, J.; Saul, N.; and Großberger, L. 2018. UMAP: Uniform Manifold Approximation and Projection. *Journal of Open Source Software*, 3(29): 861.
- McMahan, B.; Moore, E.; Ramage, D.; Hampson, S.; and y Arcas, B. A. 2017. Communication-efficient learning of deep networks from decentralized data. In *Artificial intelligence and statistics*, 1273–1282. PMLR.
- Nolet, C. J.; Lafargue, V.; Raff, E.; Nanditale, T.; Oates, T.; Zedlewski, J.; and Patterson, J. 2021. Bringing UMAP closer to the speed of light with GPU acceleration. In *Proceedings of the AAAI Conference on Artificial Intelligence*, volume 35, 418–426.
- Novoa-Paradela, D.; Fontenla-Romero, O.; and Guijarro-Berdiñas, B. 2023. Fast deep autoencoder for federated learning. *Pattern Recognition*, 143: 109805.
- Pearson, K. 1901. LIII. On lines and planes of closest fit to systems of points in space. *The London, Edinburgh,*

- and *Dublin philosophical magazine and journal of science*, 2(11): 559–572.
- Pezzotti, N.; Lelieveldt, B. P.; Van Der Maaten, L.; Höllt, T.; Eisemann, E.; and Vilanova, A. 2016. Approximated and user steerable tSNE for progressive visual analytics. *IEEE transactions on visualization and computer graphics*, 23(7): 1739–1752.
- Qiao, D.; Ding, C.; and Fan, J. 2024. Federated spectral clustering via secure similarity reconstruction. *Advances in Neural Information Processing Systems*, 36.
- Roweis, S. T.; and Saul, L. K. 2000. Nonlinear dimensionality reduction by locally linear embedding. *science*, 290(5500): 2323–2326.
- Saha, D. K.; Calhoun, V. D.; Du, Y.; Fu, Z.; Kwon, S. M.; Sarwate, A. D.; Panta, S. R.; and Plis, S. M. 2022. Privacy-preserving quality control of neuroimaging datasets in federated environments. *Human Brain Mapping*, 43(7): 2289–2310.
- Sainburg, T.; McInnes, L.; and Gentner, T. Q. 2021. Parametric UMAP embeddings for representation and semisupervised learning. *Neural Computation*, 33(11): 2881–2907.
- Sammon, J. W. 1969. A nonlinear mapping for data structure analysis. *IEEE Transactions on computers*, 100(5): 401–409.
- Schölkopf, B.; Smola, A.; and Müller, K.-R. 1998. Nonlinear component analysis as a kernel eigenvalue problem. *Neural computation*, 10(5): 1299–1319.
- Sun, Y.; Han, Y.; and Fan, J. 2023. Laplacian-based Cluster-Contractive t-SNE for High-Dimensional Data Visualization. *ACM Transactions on Knowledge Discovery from Data*, 18(1): 1–22.
- Tenenbaum, J. B.; De Silva, V.; and Langford, J. C. 2000. A global geometric framework for nonlinear dimensionality reduction. *science*, 290(5500): 2319–2323.
- Van Der Maaten, L. 2014. Accelerating t-SNE using tree-based algorithms. *The Journal of Machine Learning Research*, 15(1): 3221–3245.
- Van der Maaten, L.; and Hinton, G. 2008. Visualizing data using t-SNE. *Journal of machine learning research*, 9(11).
- Van Der Maaten, L.; Postma, E. O.; Van Den Herik, H. J.; et al. 2009. Dimensionality reduction: A comparative review. *Journal of Machine Learning Research*, 10(66-71): 13.
- Williams, C.; and Seeger, M. 2001. Using the Nyström method to speed up kernel machines. *Advances in neural information processing systems*, 13: 682–688.
- Wu, Z.; Zhang, Z.; and Fan, J. 2023. Graph Convolutional Kernel Machine versus Graph Convolutional Networks. In Oh, A.; Naumann, T.; Globerson, A.; Saenko, K.; Hardt, M.; and Levine, S., eds., *Advances in Neural Information Processing Systems*, volume 36, 19650–19672. Curran Associates, Inc.
- Xie, B.; Mu, Y.; Tao, D.; and Huang, K. 2011. m-SNE: Multiview stochastic neighbor embedding. *IEEE Transactions on Systems, Man, and Cybernetics, Part B (Cybernetics)*, 41(4): 1088–1096.
- Yang, Z.; King, I.; Xu, Z.; and Oja, E. 2009. Heavy-tailed symmetric stochastic neighbor embedding. *Advances in neural information processing systems*, 22: 2169–2177.
- Zhang, K.; Tsang, I. W.; and Kwok, J. T. 2008. Improved Nyström low-rank approximation and error analysis. In *Proceedings of the 25th international conference on Machine learning*, 1232–1239.

## A More about The Experiments

### A.1 Dataset Description

The details about the datasets in the experiments are as follows.

- **MNIST**<sup>1</sup> contains 70,000 images of handwritten digits (0-9), with 60,000 used for training and 10,000 for testing. Each image is 28x28 pixels.
- **Fashion-MNIST**<sup>2</sup> is a dataset of Zalando’s article images consisting of 70,000 grayscale images in 10 categories, with 60,000 for training and 10,000 for testing. Each image is 28x28 pixels, designed to serve as a drop-in replacement for the original MNIST dataset.
- **COIL-20 (The Columbia Object Image Library)**<sup>3</sup> contains 1,440 grayscale images of 20 objects. Each object was imaged at different angles, making the dataset useful for object recognition tasks. Each image is 32x32 pixels in size.
- **Mice-Protein (The Mice Protein Expression dataset)**<sup>4</sup> consists of protein expression levels measured across 77 proteins for 72 mice.

### A.2 Detailed Definitions of Evaluation Metrics

The details about the definition of the evaluation metrics CA, NPA, NMI, and SC are as follows.

- **CA (Classification Accuracy) with k-NN** measures the classification accuracy of k-NN in the embedding space according to the true labels. In the experiments, we use  $k = 1, 10, \text{ and } 50$ . The ratio between training data and testing data is 7 : 3.
- **NPA (Neighbor Preservation Accuracy) with k-NN** measures the neighbor preservation accuracy of k-NN in the embedding space according to the true labels. Similar to CA, we use  $k = 1, 10, \text{ and } 50$ .
- **NMI (Normalized Mutual Information)** measures the similarity between clustering results and true labels based on mutual information. NMI ranges from 0 to 1, with higher values indicating better clustering performance. In the experiments, we use k-means to attain clustering results in the embedding space.
- **SC (Silhouette Coefficient)** evaluates the quality of clustering by considering both intra-cluster cohesion and inter-cluster separation. The SC value ranges from  $-1$  to 1, where a value closer to 1 indicates well-separated clusters. Similar to NMI, we use k-means to attain clustering results.
- **ARI (Adjusted Rand Index)** measures the similarity between predicted labels and true labels by analyzing how pairs of samples are assigned in both clustering and the value ranges from  $-1$  to 1, where 1 indicates perfect agreement between the predicted and true labels.

### A.3 Additional Experimental Results

We include the following experimental results:

- **Figure 4** presents the results on Fashion-MNIST, where the distribution follows either IID or non-IID patterns. Additionally, we included results using Fed-tSNE+ and Fed-UMAP+, where the variance of noise is the same as that of the gradients.
- **Figure 5** illustrates the convergence of Fed-tSNE and Fed-UMAP to their final results over 500 epochs on the MNIST dataset.
- **Figure 6** illustrates the effect of  $n_y$  on the Normalized Mutual Information (NMI) for the MNIST dataset.
- **Figure 7** illustrates the effect of noise level  $\beta$  on the Normalized Mutual Information (NMI) for the MNIST dataset.

## B Proof of Theorem 3

**Lemma 1.** Given  $\mathbf{X} \in \mathbb{R}^{m \times n}$ , let  $\tilde{\mathbf{X}} = \mathbf{X} + \Delta$  be the perturbed data of  $\mathbf{X}$  where all entries of  $\Delta = (e_{ij})_{i \in [m], j \in [n]}$  are sampled from  $\mathcal{N}(0, \sigma^2)$ . Then, with at least  $1 - n(n-1)e^{-t}$ , the perturbation deviance on the Gaussian kernel matrix in terms of Frobenius norm can be bounded as

$$\left\| \mathbf{K}_{\tilde{\mathbf{X}}, \tilde{\mathbf{X}}} - \mathbf{K}_{\mathbf{X}, \mathbf{X}} \right\|_F \leq \sqrt{2}n\gamma \left[ \sigma^2 \xi_m^2 + 2 \frac{\|D_{\mathbf{X}, \mathbf{X}}\|_\infty}{\sqrt{2}} \sigma \xi_m \right] \quad (24)$$

where  $\xi_m = \sqrt{m + \sqrt{2mt} + 2t}$ ,  $\gamma$  is the hyperparameter of the Gaussian kernel controlling the smoothness, and  $\|D_{\mathbf{X}, \mathbf{X}}\|_\infty$  is the maximum entry of the pairwise euclidean distance on  $\mathbf{X}$ .

<sup>1</sup><http://yann.lecun.com/exdb/mnist/>

<sup>2</sup><https://github.com/zalando-research/fashion-mnist>

<sup>3</sup><https://www.cs.columbia.edu/CAVE/software/softlib/coil-20.php>

<sup>4</sup><https://archive.ics.uci.edu/dataset/342/mice+protein+expression>

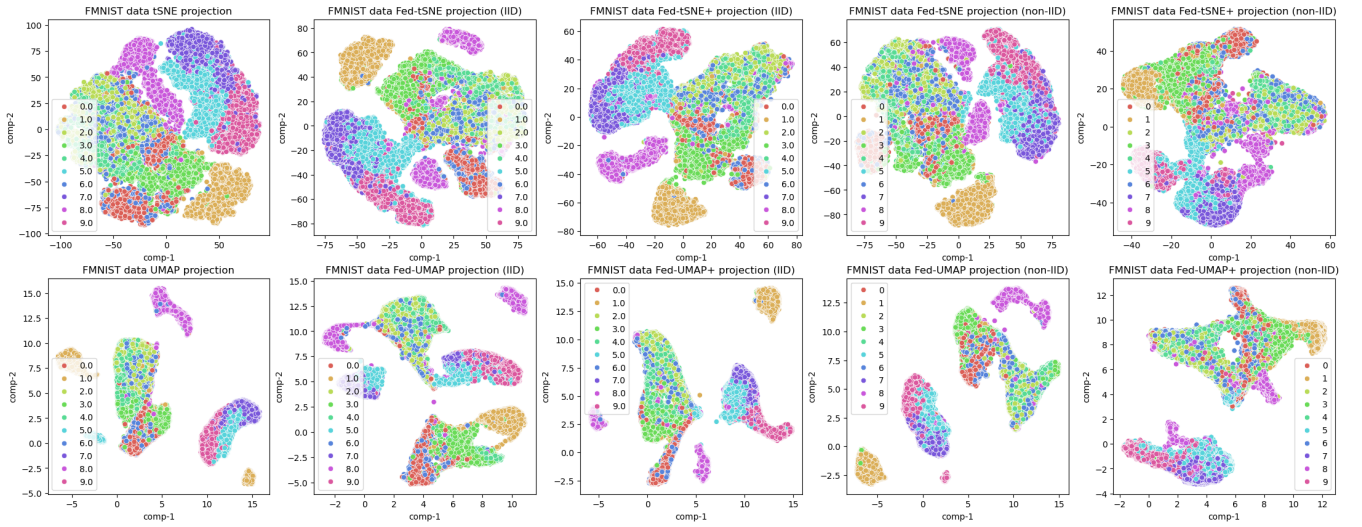


Figure 4: Visualization of Fashion-MNIST

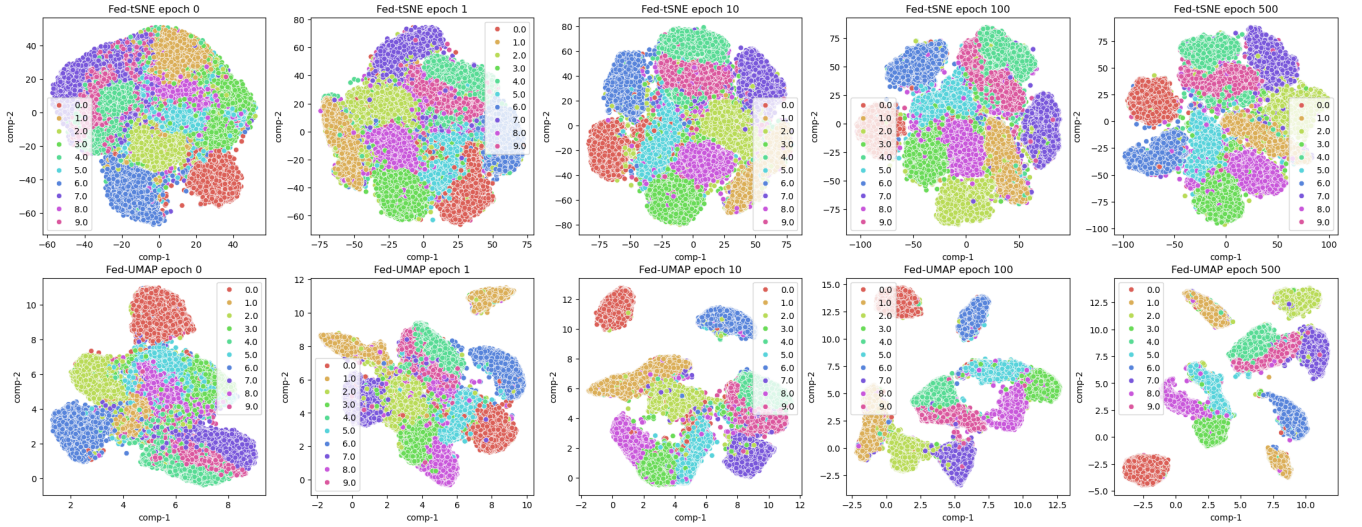


Figure 5: Visualization of Fed-tSNE and Fed-UMAP Convergence (MNIST)

*Proof.* We have the following derivation for the reconstruction of kernel matrix:

$$\begin{aligned}
& \left\| \mathbf{K}_{\tilde{\mathbf{X}}, \tilde{\mathbf{X}}} - \mathbf{K}_{\mathbf{X}, \mathbf{X}} \right\|_F^2 \\
&= \sum_{i,j=1}^n (k(\tilde{\mathbf{x}}_i, \tilde{\mathbf{x}}_j) - k(\mathbf{x}_i, \mathbf{x}_j))^2 \\
&= \sum_{i,j=1}^n [k(\mathbf{x}_i + \mathbf{e}_i, \mathbf{x}_j + \mathbf{e}_j) - k(\mathbf{x}_i, \mathbf{x}_j)]^2 \\
&= \sum_{i,j=1}^n \left[ \exp\left(-\gamma \|\mathbf{x}_i + \mathbf{e}_i - (\mathbf{x}_j + \mathbf{e}_j)\|^2\right) - \exp\left(-\gamma \|\mathbf{x}_i - \mathbf{x}_j\|^2\right) \right]^2 \\
&\leq \sum_{i,j=1}^n \gamma^2 \left[ \|\mathbf{x}_i + \mathbf{e}_i - (\mathbf{x}_j + \mathbf{e}_j)\|^2 - \|\mathbf{x}_i - \mathbf{x}_j\|^2 \right]^2
\end{aligned}$$

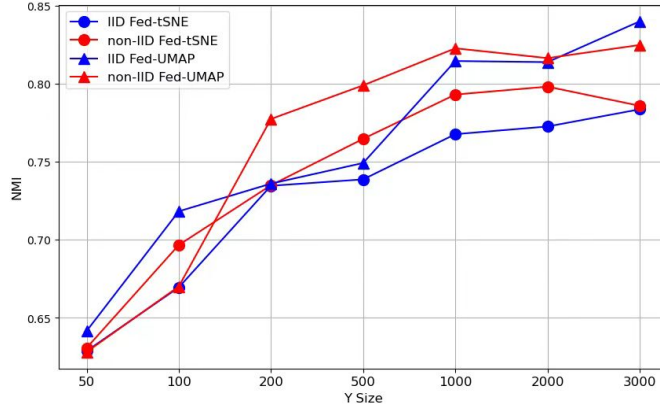


Figure 6: Impact of  $n_y$  on NMI (MNIST)

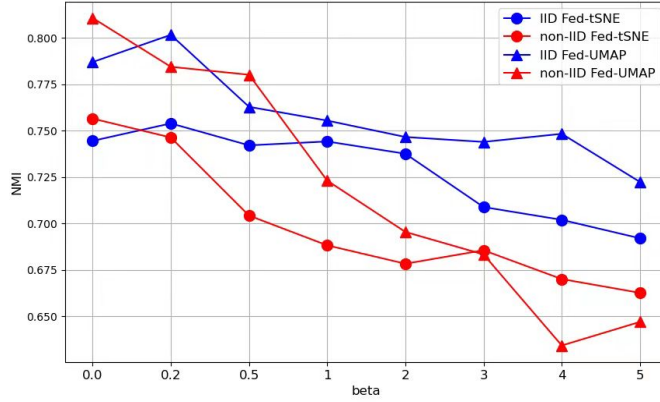


Figure 7: Impact of noise level  $\beta$  on NMI (MNIST)

$$\begin{aligned}
&= \sum_{i,j=1}^n \gamma^2 \left[ \left\| (\mathbf{x}_i - \mathbf{x}_j) + (\mathbf{e}_i - \mathbf{e}_j) \right\|^2 - \left\| \mathbf{x}_i - \mathbf{x}_j \right\|^2 \right]^2 \\
&= \sum_{i,j=1}^n \gamma^2 \left[ \left\| \mathbf{e}_i - \mathbf{e}_j \right\|^2 + 2 \langle \mathbf{x}_i - \mathbf{x}_j, \mathbf{e}_i - \mathbf{e}_j \rangle \right]^2 \\
&\leq \sum_{i,j=1}^n \gamma^2 \left[ \left\| \mathbf{e}_i - \mathbf{e}_j \right\|^2 + 2 \left\| \mathbf{x}_i - \mathbf{x}_j \right\| \left\| \mathbf{e}_i - \mathbf{e}_j \right\| \right]^2
\end{aligned}$$

where the first inequality follows from the fact that the exponential function is locally Lipschitz continuous, *i.e.*,  $|e^x - e^y| \leq |x - y|$  for  $x, y \leq 0$ . Note that  $\frac{1}{2\sigma^2} \left\| \mathbf{e}_i - \mathbf{e}_j \right\|^2 = \sum_{k=1}^m \left( \frac{e_{k,i} - e_{k,j}}{\sqrt{2}\sigma} \right)^2 \sim \chi_m^2$ . By (Laurent and Massart 2000), one can give the bound with probability at least  $1 - e^{-t}$

$$\frac{1}{2\sigma^2} \left\| \mathbf{e}_i - \mathbf{e}_j \right\|^2 \leq m + 2\sqrt{mt} + 2t \quad (25)$$

which implies the the union bound

$$\max_{i,j} \left\| \mathbf{e}_i - \mathbf{e}_j \right\|^2 \leq 2\sigma^2(m + 2\sqrt{mt} + 2t) \quad (26)$$

with probability at least  $1 - n(n-1)e^{-t}$ . Since  $\forall i \in [n], j \in [n], \left\| \mathbf{x}_i - \mathbf{x}_j \right\|_2 \leq \left\| D_{\mathbf{X}, \mathbf{X}} \right\|_\infty$  where  $D_{\mathbf{X}, \mathbf{X}}$  is the pairwise euclidean distance between  $\mathbf{X}$  and  $\mathbf{X}$ , and let  $\xi_m = \sqrt{m + 2\sqrt{mt} + 2t}$ , it follows that with probability at least  $1 - n(n-1)e^{-t}$

$$\left\| \mathbf{K}_{\tilde{\mathbf{X}}, \tilde{\mathbf{X}}} - \mathbf{K}_{\mathbf{X}, \mathbf{X}} \right\|_F^2 \leq \sum_{i,j=1}^n \gamma^2 \left[ 2\sigma^2 \xi_m^2 + 2 \left\| D_{\mathbf{X}, \mathbf{X}} \right\|_\infty \sqrt{2}\sigma \xi_m \right]^2 = 2n^2 \gamma^2 \left[ \sigma^2 \xi_m^2 + 2 \frac{\left\| D_{\mathbf{X}, \mathbf{X}} \right\|_\infty}{\sqrt{2}} \sigma \xi_m \right]^2$$

□

*Proof of Theorem 3.* Denote by  $\mathbf{X}_a$  the augmented matrix  $[\mathbf{Y}, \mathbf{X}] = [\mathbf{y}_1, \dots, \mathbf{y}_{n_y}, \mathbf{x}_1, \dots, \mathbf{x}_{n_x}]$  and let  $\tilde{\mathbf{X}}_a^x = [\mathbf{Y}, \tilde{\mathbf{X}}]$  be the noisy augmented matrix. Let  $\mathbf{C} = \mathbf{K}_{\tilde{\mathbf{X}}_a^x, \mathbf{Y}}, \mathbf{W} = \mathbf{K}_{\mathbf{Y}, \mathbf{Y}}$  with  $\mathbf{W}_k^\dagger$  being the best rank- $k$  approximation in terms of the spectral norm. For convenience, we omit the  $\mathbf{Y}$  in  $\widehat{\mathbf{H}}_{\tilde{\mathbf{X}}, \tilde{\mathbf{X}}|\mathbf{Y}}$ . It follows from the triangular inequality of matrix norm that

$$\begin{aligned} & \|\widehat{\mathbf{H}}_{\tilde{\mathbf{X}}, \tilde{\mathbf{X}}} - \mathbf{K}_{\mathbf{X}, \mathbf{X}}\|_2 \\ &= \|\widehat{\mathbf{H}}_{\tilde{\mathbf{X}}, \tilde{\mathbf{X}}} - \mathbf{K}_{\tilde{\mathbf{X}}, \tilde{\mathbf{X}}} + \mathbf{K}_{\tilde{\mathbf{X}}, \tilde{\mathbf{X}}} - \mathbf{K}_{\mathbf{X}, \mathbf{X}}\|_2 \\ &\leq \|\widehat{\mathbf{H}}_{\tilde{\mathbf{X}}, \tilde{\mathbf{X}}} - \mathbf{K}_{\tilde{\mathbf{X}}, \tilde{\mathbf{X}}}\|_2 + \|\mathbf{K}_{\tilde{\mathbf{X}}, \tilde{\mathbf{X}}} - \mathbf{K}_{\mathbf{X}, \mathbf{X}}\|_2 \\ &= \underbrace{\|\mathbf{C}\mathbf{W}_k^\dagger\mathbf{C}^T - \mathbf{K}_{\tilde{\mathbf{X}}_a^x, \tilde{\mathbf{X}}_a^x}\|_2}_{T_1} + \underbrace{\|\mathbf{K}_{\tilde{\mathbf{X}}, \tilde{\mathbf{X}}} - \mathbf{K}_{\mathbf{X}, \mathbf{X}}\|_2}_{T_2} \end{aligned}$$

where the perturbation term  $T_2$  depends on both data  $\mathbf{X}$  and the noise intensity and is irrelevant to our federated optimization process.

By Lemma 1, we have an upper bound on  $T_2$ .

$$\|\mathbf{K}_{\tilde{\mathbf{X}}, \tilde{\mathbf{X}}} - \mathbf{K}_{\mathbf{X}, \mathbf{X}}\|_2 \leq \|\mathbf{K}_{\tilde{\mathbf{X}}, \tilde{\mathbf{X}}} - \mathbf{K}_{\mathbf{X}, \mathbf{X}}\|_F \leq \sqrt{2n_x}\gamma \left[ \sigma^2\xi_m^2 + 2\frac{\|D_{\mathbf{X}, \mathbf{X}}\|_\infty}{\sqrt{2}}\sigma\xi_m \right]$$

We will show that the approximation term  $T_1$  depends on both Nyström approximation mechanism and our proposed Fed-MMD through  $\tilde{\mathbf{X}}, \mathbf{Y}$ .

Since  $\mathbf{K}_{\tilde{\mathbf{X}}_a^x, \tilde{\mathbf{X}}_a^x}$  is positive semi-definite, we assume that  $\mathbf{K}_{\tilde{\mathbf{X}}_a^x, \tilde{\mathbf{X}}_a^x} = \mathbf{A}^T\mathbf{A}$  for some matrix  $\mathbf{A} = [\mathbf{a}_1, \dots, \mathbf{a}_{n_y}, \mathbf{a}_{n_y+1}, \dots, \mathbf{a}_{n_x+n_y}] \in \mathbb{R}^{\ell \times (n_x+n_y)}$  with  $\ell \geq k$ .  $\bar{\mathbf{K}}_{\tilde{\mathbf{X}}_a^x, \tilde{\mathbf{X}}_a^x}$  is the best rank- $k$  approximation of  $\mathbf{K}_{\tilde{\mathbf{X}}_a^x, \tilde{\mathbf{X}}_a^x}$ . Let  $\mathbf{S} \in \{0, 1\}^{n \times n}$  be the selection matrix such that  $\mathbf{C} = \mathbf{K}_{\tilde{\mathbf{X}}_a^x, \mathbf{Y}} = \mathbf{K}_{\tilde{\mathbf{X}}_a^x, \tilde{\mathbf{X}}_a^x}\mathbf{S}$ . Then, denoting  $\mathbf{C}_A = \mathbf{A}\mathbf{S} = [\mathbf{a}_1, \dots, \mathbf{a}_{n_y}]$ , we have by Theorem 3 in (Drineas and Mahoney 2005)

$$\begin{aligned} & \|\mathbf{C}\mathbf{W}_k^\dagger\mathbf{C}^T - \mathbf{K}_{\tilde{\mathbf{X}}_a^x, \tilde{\mathbf{X}}_a^x}\|_2 \\ &\leq \|\mathbf{K}_{\tilde{\mathbf{X}}_a^x, \tilde{\mathbf{X}}_a^x} - \bar{\mathbf{K}}_{\tilde{\mathbf{X}}_a^x, \tilde{\mathbf{X}}_a^x}\|_2 + 2\|\mathbf{A}\mathbf{A}^T - \mathbf{C}_A\mathbf{C}_A^T\|_2 \\ &= \|\mathbf{K}_{\tilde{\mathbf{X}}_a^x, \tilde{\mathbf{X}}_a^x} - \bar{\mathbf{K}}_{\tilde{\mathbf{X}}_a^x, \tilde{\mathbf{X}}_a^x}\|_2 + 2\left\| \sum_{i=1}^{n_x+n_y} \mathbf{a}_i\mathbf{a}_i^T - \sum_{i=1}^{n_y} \mathbf{a}_i\mathbf{a}_i^T \right\|_2 \\ &= \|\mathbf{K}_{\tilde{\mathbf{X}}_a^x, \tilde{\mathbf{X}}_a^x} - \bar{\mathbf{K}}_{\tilde{\mathbf{X}}_a^x, \tilde{\mathbf{X}}_a^x}\|_2 + 2\left\| \sum_{i=1}^{n_x} \mathbf{a}_{i-n_y}\mathbf{a}_{i-n_y}^T \right\|_2 \\ &\leq \|\mathbf{K}_{\tilde{\mathbf{X}}_a^x, \tilde{\mathbf{X}}_a^x} - \bar{\mathbf{K}}_{\tilde{\mathbf{X}}_a^x, \tilde{\mathbf{X}}_a^x}\|_2 + 2\|\mathbf{A}_{:, (n_y+1):} \mathbf{A}_{:, (n_y+1):}^T\|_2 \\ &\leq \|\mathbf{K}_{\tilde{\mathbf{X}}_a^x, \tilde{\mathbf{X}}_a^x} - \bar{\mathbf{K}}_{\tilde{\mathbf{X}}_a^x, \tilde{\mathbf{X}}_a^x}\|_2 + 2\|\mathbf{A}_{:, (n_y+1):}^T \mathbf{A}_{:, (n_y+1):}\|_2 \\ &\leq \|\mathbf{K}_{\tilde{\mathbf{X}}_a^x, \tilde{\mathbf{X}}_a^x} - \bar{\mathbf{K}}_{\tilde{\mathbf{X}}_a^x, \tilde{\mathbf{X}}_a^x}\|_2 + 2\|\mathbf{K}_{\tilde{\mathbf{X}}, \tilde{\mathbf{X}}}\|_2 \\ &\leq \|\mathbf{K}_{\tilde{\mathbf{X}}_a^x, \tilde{\mathbf{X}}_a^x} - \bar{\mathbf{K}}_{\tilde{\mathbf{X}}_a^x, \tilde{\mathbf{X}}_a^x}\|_2 + 2n_x \\ &= \sigma_{k+1}(\mathbf{K}_{\tilde{\mathbf{X}}_a^x, \tilde{\mathbf{X}}_a^x}) + 2n_x \\ &\leq \frac{\sigma_1(\mathbf{K}_{\tilde{\mathbf{X}}_a^x, \tilde{\mathbf{X}}_a^x})}{\sigma_{n_x+n_y}(\mathbf{K}_{\tilde{\mathbf{X}}_a^x, \tilde{\mathbf{X}}_a^x})} \sigma_{n_x+n_y}(\mathbf{K}_{\tilde{\mathbf{X}}_a^x, \tilde{\mathbf{X}}_a^x}) + 2n_x \\ &\leq \frac{\sigma_1(\mathbf{K}_{\tilde{\mathbf{X}}_a^x, \tilde{\mathbf{X}}_a^x})}{\sigma_{n_x+n_y}(\mathbf{K}_{\tilde{\mathbf{X}}_a^x, \tilde{\mathbf{X}}_a^x})} \frac{|\mathbf{I}_*^T \mathbf{K}_{\tilde{\mathbf{X}}_a^x, \tilde{\mathbf{X}}_a^x} \mathbf{I}_*|}{\mathbf{I}_*^T \mathbf{I}_*} + 2n_x \\ &= \text{Cond}(\mathbf{K}_{\tilde{\mathbf{X}}_a^x, \tilde{\mathbf{X}}_a^x}) \frac{|\text{MMD}(\tilde{\mathbf{X}}, \mathbf{Y}) + (n_x + n_y)|}{n_x + n_y} + 2n_x \\ &\leq \text{Cond}(\mathbf{K}_{\tilde{\mathbf{X}}_a^x, \tilde{\mathbf{X}}_a^x}) \left( \frac{|\text{MMD}(\tilde{\mathbf{X}}, \mathbf{Y})|}{n_x + n_y} + 1 \right) + 2n_x \end{aligned}$$

where  $\mathbf{I}_* = [-\mathbf{I}_{n_y}^T, \mathbf{I}_{n_x}^T]^T$  for  $\mathbf{I}_{n_y} \in \{1\}^{n_y}, \mathbf{I}_{n_x} \in \{1\}^{n_x}$ , and we used the fact for the third inequality that  $\|\mathbf{A}\mathbf{A}^T\|_2 = \|\mathbf{A}^T\mathbf{A}\|_2 \leq \text{Trace}(\mathbf{A}^T\mathbf{A})$ ; used the variational characteristics of singular value decomposition for the penultimate inequality that  $\sigma_n(\mathbf{H}) \leq \frac{\mathbf{x}^T \mathbf{H} \mathbf{y}}{\|\mathbf{x}\|_2 \|\mathbf{y}\|_2} \leq \sigma_1(\mathbf{H})$  for any matrix  $\mathbf{K} \in \mathbb{R}^{m \times n}$  and vectors  $\mathbf{x} \in \mathbb{R}^m, \mathbf{y} \in \mathbb{R}^n$ .

Combining upper bounds on  $T_1$  and  $T_2$ , we have

$$\|\widehat{\mathbf{H}}_{\tilde{\mathbf{X}}, \tilde{\mathbf{X}}} - \mathbf{K}_{\mathbf{X}, \mathbf{X}}\|_F \leq \text{Cond}(\mathbf{K}_{\tilde{\mathbf{X}}_a^x, \tilde{\mathbf{X}}_a^x}) \left( \frac{|\text{MMD}(\tilde{\mathbf{X}}, \mathbf{Y})|}{n_x + n_y} + 1 \right) + 2n_x + \sqrt{2}n_x\gamma \left[ \sigma^2 \xi_m^2 + 2 \frac{\|D_{\mathbf{X}, \mathbf{X}}\|_\infty}{\sqrt{2}} \sigma \xi_m \right]$$

Analogously, we derive an upper bound on the approximation error in terms of Frobenius norm.

$$\begin{aligned} & \|\widehat{\mathbf{H}}_{\tilde{\mathbf{X}}, \tilde{\mathbf{X}}} - \mathbf{K}_{\mathbf{X}, \mathbf{X}}\|_F \\ &= \|\widehat{\mathbf{H}}_{\tilde{\mathbf{X}}, \tilde{\mathbf{X}}} - \mathbf{K}_{\tilde{\mathbf{X}}, \tilde{\mathbf{X}}} + \mathbf{K}_{\tilde{\mathbf{X}}, \tilde{\mathbf{X}}} - \mathbf{K}_{\mathbf{X}, \mathbf{X}}\|_F \\ &\leq \|\widehat{\mathbf{H}}_{\tilde{\mathbf{X}}, \tilde{\mathbf{X}}} - \mathbf{K}_{\tilde{\mathbf{X}}, \tilde{\mathbf{X}}}\|_F + \|\mathbf{K}_{\tilde{\mathbf{X}}, \tilde{\mathbf{X}}} - \mathbf{K}_{\mathbf{X}, \mathbf{X}}\|_F \\ &= \underbrace{\|\mathbf{C}\mathbf{W}_k^\dagger \mathbf{C}^T - \mathbf{K}_{\tilde{\mathbf{X}}_a^x, \tilde{\mathbf{X}}_a^x}\|_F}_{T_3} + \underbrace{\|\mathbf{K}_{\tilde{\mathbf{X}}, \tilde{\mathbf{X}}} - \mathbf{K}_{\mathbf{X}, \mathbf{X}}\|_F}_{T_4} \end{aligned}$$

By Lemma 1, we have an upper bound on  $T_4$ .

$$\|\mathbf{K}_{\tilde{\mathbf{X}}, \tilde{\mathbf{X}}} - \mathbf{K}_{\mathbf{X}, \mathbf{X}}\|_F \leq \sqrt{2}n_x\gamma \left[ \sigma^2 \xi_m^2 + 2 \frac{\|D_{\mathbf{X}, \mathbf{X}}\|_\infty}{\sqrt{2}} \sigma \xi_m \right]$$

We will show that the approximation error  $T_3$  depends on both Nyström approximation mechanism and our proposed Fed-MMD through  $\tilde{\mathbf{X}}, \mathbf{Y}$ .

For  $T_1$ ,

$$\begin{aligned} & \|\mathbf{C}\mathbf{W}_k^\dagger \mathbf{C}^T - \mathbf{K}_{\tilde{\mathbf{X}}_a^x, \tilde{\mathbf{X}}_a^x}\|_F^2 \\ &\leq \|\mathbf{K}_{\tilde{\mathbf{X}}_a^x, \tilde{\mathbf{X}}_a^x} - \bar{\mathbf{K}}_{\tilde{\mathbf{X}}_a^x, \tilde{\mathbf{X}}_a^x}\|_F^2 + 4\sqrt{k} \|\mathbf{A}\mathbf{A}^T \mathbf{A}\mathbf{A}^T - \mathbf{C}_A \mathbf{C}_A^T \mathbf{C}_A \mathbf{C}_A^T\|_F \\ &= \|\mathbf{K}_{\tilde{\mathbf{X}}_a^x, \tilde{\mathbf{X}}_a^x} - \bar{\mathbf{K}}_{\tilde{\mathbf{X}}_a^x, \tilde{\mathbf{X}}_a^x}\|_F^2 + 4\sqrt{k} \|\mathbf{A}\mathbf{A}^T \mathbf{A}\mathbf{A}^T - \mathbf{A}\mathbf{A}^T \mathbf{C}_A \mathbf{C}_A^T + \mathbf{A}\mathbf{A}^T \mathbf{C}_A \mathbf{C}_A^T - \mathbf{C}_A \mathbf{C}_A^T \mathbf{C}_A \mathbf{C}_A^T\|_F \\ &= \|\mathbf{K}_{\tilde{\mathbf{X}}_a^x, \tilde{\mathbf{X}}_a^x} - \bar{\mathbf{K}}_{\tilde{\mathbf{X}}_a^x, \tilde{\mathbf{X}}_a^x}\|_F^2 + 4\sqrt{k} \|\mathbf{A}\mathbf{A}^T [\mathbf{A}\mathbf{A}^T - \mathbf{C}_A \mathbf{C}_A^T] + [\mathbf{A}\mathbf{A}^T - \mathbf{C}_A \mathbf{C}_A^T] \mathbf{C}_A \mathbf{C}_A^T\|_F \\ &\leq \|\mathbf{K}_{\tilde{\mathbf{X}}_a^x, \tilde{\mathbf{X}}_a^x} - \bar{\mathbf{K}}_{\tilde{\mathbf{X}}_a^x, \tilde{\mathbf{X}}_a^x}\|_F^2 + 4\sqrt{k} \{ \|\mathbf{A}\mathbf{A}^T\|_F \|\mathbf{A}\mathbf{A}^T - \mathbf{C}_A \mathbf{C}_A^T\|_2 + \|\mathbf{A}\mathbf{A}^T - \mathbf{C}_A \mathbf{C}_A^T\|_2 \|\mathbf{C}_A \mathbf{C}_A^T\|_F \} \\ &= \|\mathbf{K}_{\tilde{\mathbf{X}}_a^x, \tilde{\mathbf{X}}_a^x} - \bar{\mathbf{K}}_{\tilde{\mathbf{X}}_a^x, \tilde{\mathbf{X}}_a^x}\|_F^2 + 4\sqrt{k} (\|\mathbf{A}\mathbf{A}^T\|_F + \|\mathbf{C}_A \mathbf{C}_A^T\|_F) \|\mathbf{A}\mathbf{A}^T - \mathbf{C}_A \mathbf{C}_A^T\|_2 \\ &= \|\mathbf{K}_{\tilde{\mathbf{X}}_a^x, \tilde{\mathbf{X}}_a^x} - \bar{\mathbf{K}}_{\tilde{\mathbf{X}}_a^x, \tilde{\mathbf{X}}_a^x}\|_F^2 + 4\sqrt{k} \left( \|\mathbf{K}_{\tilde{\mathbf{X}}_a^x, \tilde{\mathbf{X}}_a^x}\|_F + \|\mathbf{K}_{\mathbf{Y}, \mathbf{Y}}\|_F \right) \|\mathbf{A}\mathbf{A}^T - \mathbf{C}_A \mathbf{C}_A^T\|_2 \\ &\leq \|\mathbf{K}_{\tilde{\mathbf{X}}_a^x, \tilde{\mathbf{X}}_a^x} - \bar{\mathbf{K}}_{\tilde{\mathbf{X}}_a^x, \tilde{\mathbf{X}}_a^x}\|_F^2 + 4\sqrt{k} (n_x + 2n_y) n_x \end{aligned}$$

where we used the fact for the last inequality that  $\|\mathbf{H}\|_F = \sqrt{\sum_{i,j} k_{i,j}^2} \leq \sqrt{\sum_{i,j} 1} = n$  for a Gaussian kernel matrix  $\mathbf{H} \in \mathbb{R}^{n \times n}$ .

Then, it follows from the fact that  $\forall a, b \in \mathbb{R}_+, (a^2 + b^2)^{1/2} \leq a + b$  that

$$\begin{aligned} & \|\mathbf{C}\mathbf{W}_k^\dagger \mathbf{C}^T - \mathbf{K}_{\tilde{\mathbf{X}}_a^x, \tilde{\mathbf{X}}_a^x}\|_F \\ &\leq \|\mathbf{K}_{\tilde{\mathbf{X}}_a^x, \tilde{\mathbf{X}}_a^x} - \bar{\mathbf{K}}_{\tilde{\mathbf{X}}_a^x, \tilde{\mathbf{X}}_a^x}\|_F + 2k^{1/4} \sqrt{(n_x + 2n_y) n_x} \\ &= \sqrt{\sum_{i>k} \sigma_i^2(\mathbf{K}_{\tilde{\mathbf{X}}_a^x, \tilde{\mathbf{X}}_a^x})} + 2k^{1/4} n_x \sqrt{\left(1 + \frac{n_y}{n_x}\right)} \\ &\leq \sqrt{(n_x + n_y - k) \sigma_1^2(\mathbf{K}_{\tilde{\mathbf{X}}_a^x, \tilde{\mathbf{X}}_a^x})} + 2k^{1/4} n_x \sqrt{\left(1 + \frac{n_y}{n_x}\right)} \\ &= \sqrt{(n_x + n_y - k) \frac{\sigma_1^2(\mathbf{K}_{\tilde{\mathbf{X}}_a^x, \tilde{\mathbf{X}}_a^x})}{\sigma_{n_x+n_y}^2(\mathbf{K}_{\tilde{\mathbf{X}}_a^x, \tilde{\mathbf{X}}_a^x})} \sigma_{n_x+n_y}^2(\mathbf{K}_{\tilde{\mathbf{X}}_a^x, \tilde{\mathbf{X}}_a^x})} + 2k^{1/4} n_x \sqrt{\left(1 + \frac{n_y}{n_x}\right)} \end{aligned}$$

$$\begin{aligned}
&\leq \sqrt{n_x + n_y - k} \text{Cond}(\mathbf{K}_{\tilde{\mathbf{X}}_a^x, \tilde{\mathbf{X}}_a^x}) \frac{|\mathbf{I}_*^T \mathbf{K}_{\tilde{\mathbf{X}}_a^x, \tilde{\mathbf{X}}_a^x} \mathbf{I}_*|}{\mathbf{I}_*^T \mathbf{I}_*} + 2k^{1/4} n_x \sqrt{\left(1 + \frac{n_y}{n_x}\right)} \\
&\leq \sqrt{n_x + n_y - k} \text{Cond}(\mathbf{K}_{\tilde{\mathbf{X}}_a^x, \tilde{\mathbf{X}}_a^x}) \left( \frac{|\text{MMD}(\tilde{\mathbf{X}}, \mathbf{Y})|}{n_x + n_y} + 1 \right) + 2k^{1/4} n_x \sqrt{\left(1 + \frac{n_y}{n_x}\right)}
\end{aligned}$$

Combining upper bounds on  $T_3$  and  $T_4$ , we have

$$\begin{aligned}
\|\widehat{\mathbf{H}}_{\tilde{\mathbf{X}}, \tilde{\mathbf{X}}} - \mathbf{K}_{\mathbf{X}, \mathbf{X}}\|_F &\leq \sqrt{n_x + n_y - k} \text{Cond}(\mathbf{K}_{\tilde{\mathbf{X}}_a^x, \tilde{\mathbf{X}}_a^x}) \left( \frac{|\text{MMD}(\tilde{\mathbf{X}}, \mathbf{Y})|}{n_x + n_y} + 1 \right) + 2k^{1/4} n_x \sqrt{\left(1 + \frac{n_y}{n_x}\right)} \\
&\quad + \sqrt{2} n_x \gamma \left[ \sigma^2 \xi_m^2 + 2 \frac{\|D_{\mathbf{X}, \mathbf{X}}\|_\infty}{\sqrt{2}} \sigma \xi_m \right]
\end{aligned}$$

□

### C Proof of Theorem 4

*Proof.* As declared by Definition 3.8 in (Dwork, Roth et al. 2014), the  $\ell_2$ -sensitivity of a function  $f : \mathbb{N}^{|\mathcal{X}|} \rightarrow \mathbb{R}^k$  is

$$\Delta^2(f) = \sup_{x \sim y} \|f(x) - f(y)\|_2 \quad (27)$$

where  $x \sim y$  denotes that  $x$  and  $y$  are neighboring datasets. In our case,  $f(x) = x$ . Thus, the  $\ell^2$ -sensitivity of  $f(x) = x$  is

$$\Delta^2(f) = \sup_{x \sim y} \|f(x) - f(y)\|_2 \leq \sup_{x \sim y} \|x - y\|_2 \leq 2\tau_X \quad (28)$$

Therefore, by Theorem 3.22 and Proposition 2.1 (Post-Processing) in (Dwork, Roth et al. 2014), our proposed Algorithm 1 is  $(\varepsilon, \delta)$ -differentially private if  $\delta \geq 2c\tau_X/\varepsilon$ , where  $c^2 > 2 \ln(1.25/\delta)$ .

□

### D Proof of Theorem 5

*Proof.* Denote by  $\mathbf{X}_a$  the augmented matrix  $[\mathbf{Y}, \mathbf{X}] = [\mathbf{y}_1, \dots, \mathbf{y}_\ell, \mathbf{x}_1, \dots, \mathbf{y}_n]$  and let  $\tilde{\mathbf{X}}_a^y = [\tilde{\mathbf{Y}}, \mathbf{X}]$  be the noisy augmented matrix. Let  $\tilde{\mathbf{C}} = \mathbf{K}_{\tilde{\mathbf{X}}_a^y, \tilde{\mathbf{Y}}}$ ,  $\tilde{\mathbf{W}} = \mathbf{K}_{\tilde{\mathbf{Y}}, \tilde{\mathbf{Y}}}$  with  $\tilde{\mathbf{W}}_k^\dagger$  being the Moore-Penrose inverse of the best rank- $k$  approximation in terms of the spectral norm. Since  $\mathbf{K}_{\tilde{\mathbf{X}}_a^y, \tilde{\mathbf{X}}_a^y}$  is positive semi-definite, we assume that  $\mathbf{K}_{\tilde{\mathbf{X}}_a^y, \tilde{\mathbf{X}}_a^y} = \mathbf{A}^T \mathbf{A}$  for some matrix  $\mathbf{A} = [\mathbf{a}_1, \dots, \mathbf{a}_{n_y}, \mathbf{a}_{n_y+1}, \dots, \mathbf{a}_{n_x+n_y}] \in \mathbb{R}^{\ell \times (n_x+n_y)}$  with  $\ell \geq k$ . Let  $\mathbf{S} \in \{0, 1\}^{n \times n}$  be the selection matrix such that  $\tilde{\mathbf{C}} = \mathbf{K}_{\tilde{\mathbf{X}}_a^y, \tilde{\mathbf{Y}}} = \mathbf{K}_{\tilde{\mathbf{X}}_a^y, \tilde{\mathbf{X}}_a^y} \mathbf{S}$ . Then, denoting  $\mathbf{C}_A = \mathbf{A} \mathbf{S} = [\mathbf{a}_1, \dots, \mathbf{a}_{n_y}]$ , we have by Theorem 3 in (Drineas and Mahoney 2005)

$$\begin{aligned}
&\left\| \widehat{\mathbf{H}}_{\mathbf{X}, \mathbf{X} | \tilde{\mathbf{Y}}} - \mathbf{K}_{\mathbf{X}, \mathbf{X}} \right\|_2 \\
&= \left\| \tilde{\mathbf{C}} \tilde{\mathbf{W}}_k^\dagger \tilde{\mathbf{C}}^T - \mathbf{K}_{\tilde{\mathbf{X}}_a^y, \tilde{\mathbf{X}}_a^y} \right\|_2 \\
&\leq \left\| \mathbf{K}_{\tilde{\mathbf{X}}_a^y, \tilde{\mathbf{X}}_a^y} - \bar{\mathbf{K}}_{\tilde{\mathbf{X}}_a^y, \tilde{\mathbf{X}}_a^y} \right\|_2 + 2 \left\| \mathbf{A} \mathbf{A}^T - \mathbf{C}_A \mathbf{C}_A \right\|_2 \\
&= \left\| \mathbf{K}_{\tilde{\mathbf{X}}_a^y, \tilde{\mathbf{X}}_a^y} - \bar{\mathbf{K}}_{\tilde{\mathbf{X}}_a^y, \tilde{\mathbf{X}}_a^y} \right\|_2 + 2 \left\| \mathbf{A}_{:, (n_y+1):} \mathbf{A}_{:, (n_y+1):}^T \right\|_2 \\
&= \left\| \mathbf{K}_{\tilde{\mathbf{X}}_a^y, \tilde{\mathbf{X}}_a^y} - \bar{\mathbf{K}}_{\tilde{\mathbf{X}}_a^y, \tilde{\mathbf{X}}_a^y} \right\|_2 + 2 \left\| \mathbf{A}_{:, (n_y+1):}^T \mathbf{A}_{:, (n_y+1):} \right\|_2 \\
&= \left\| \mathbf{K}_{\tilde{\mathbf{X}}_a^y, \tilde{\mathbf{X}}_a^y} - \bar{\mathbf{K}}_{\tilde{\mathbf{X}}_a^y, \tilde{\mathbf{X}}_a^y} \right\|_2 + 2 \left\| \mathbf{K}_{\mathbf{X}, \mathbf{X}} \right\|_2 \\
&\leq \left\| \mathbf{K}_{\tilde{\mathbf{X}}_a^y, \tilde{\mathbf{X}}_a^y} - \bar{\mathbf{K}}_{\tilde{\mathbf{X}}_a^y, \tilde{\mathbf{X}}_a^y} \right\|_2 + 2n_x \\
&= \sigma_{k+1} \left( \mathbf{K}_{\tilde{\mathbf{X}}_a^y, \tilde{\mathbf{X}}_a^y} \right) + 2n_x \\
&\leq \sigma_1 \left( \mathbf{K}_{\tilde{\mathbf{X}}_a^y, \tilde{\mathbf{X}}_a^y} \right) + 2n_x \\
&\leq \frac{\sigma_1 \left( \mathbf{K}_{\tilde{\mathbf{X}}_a^y, \tilde{\mathbf{X}}_a^y} \right)}{\sigma_{n_x+n_y} \left( \mathbf{K}_{\tilde{\mathbf{X}}_a^y, \tilde{\mathbf{X}}_a^y} \right)} \sigma_{n_x+n_y} \left( \mathbf{K}_{\tilde{\mathbf{X}}_a^y, \tilde{\mathbf{X}}_a^y} \right) + 2n_x
\end{aligned}$$



$$\begin{aligned}
&\leq \frac{\sigma_1(\mathbf{K}_{\tilde{\mathbf{X}}_a^y, \tilde{\mathbf{X}}_a^y})}{\sigma_{n_x+n_y}(\mathbf{K}_{\tilde{\mathbf{X}}_a^y, \tilde{\mathbf{X}}_a^y})} \frac{|\mathbf{I}_*^T \mathbf{K}_{\tilde{\mathbf{X}}_a^y, \tilde{\mathbf{X}}_a^y} \mathbf{I}_*|}{\mathbf{I}_*^T \mathbf{I}_*} + 2n_x \\
&= \text{Cond}(\mathbf{K}_{\tilde{\mathbf{X}}_a^y, \tilde{\mathbf{X}}_a^y}) \frac{|\text{MMD}(\mathbf{X}, \tilde{\mathbf{Y}}) + (n_x + n_y)|}{n_x + n_y} + 2n_x \\
&\leq \text{Cond}(\mathbf{K}_{\tilde{\mathbf{X}}_a^y, \tilde{\mathbf{X}}_a^y}) \left( \frac{|\text{MMD}(\mathbf{X}, \tilde{\mathbf{Y}})|}{n_x + n_y} + 1 \right) + 2n_x
\end{aligned}$$

Analogously, we derive an upper bound on the approximation error in terms of the Frobenius norm. For  $T_4$ , we have

$$\begin{aligned}
&\left\| \widehat{\mathbf{H}}_{\mathbf{X}, \mathbf{X} | \tilde{\mathbf{Y}}} - \mathbf{K}_{\mathbf{X}, \mathbf{X}} \right\|_F^2 = \left\| \tilde{\mathbf{C}} \tilde{\mathbf{W}}_k^\dagger \tilde{\mathbf{C}}^T - \mathbf{K}_{\tilde{\mathbf{X}}_a^y, \tilde{\mathbf{X}}_a^y} \right\|_F^2 \\
&\leq \left\| \mathbf{K}_{\tilde{\mathbf{X}}_a^y, \tilde{\mathbf{X}}_a^y} - \bar{\mathbf{K}}_{\tilde{\mathbf{X}}_a^y, \tilde{\mathbf{X}}_a^y} \right\|_F^2 + 4\sqrt{k} \left\| \mathbf{A} \mathbf{A}^T \mathbf{A} \mathbf{A}^T - \mathbf{C}_A \mathbf{C}_A^T \mathbf{C}_A \mathbf{C}_A^T \right\|_F \\
&= \left\| \mathbf{K}_{\tilde{\mathbf{X}}_a^y, \tilde{\mathbf{X}}_a^y} - \bar{\mathbf{K}}_{\tilde{\mathbf{X}}_a^y, \tilde{\mathbf{X}}_a^y} \right\|_F^2 + 4\sqrt{k} \left\| \mathbf{A} \mathbf{A}^T \mathbf{A} \mathbf{A}^T - \mathbf{A} \mathbf{A}^T \mathbf{C}_A \mathbf{C}_A^T + \mathbf{A} \mathbf{A}^T \mathbf{C}_A \mathbf{C}_A^T - \mathbf{C}_A \mathbf{C}_A^T \mathbf{C}_A \mathbf{C}_A^T \right\|_F \\
&\leq \left\| \mathbf{K}_{\tilde{\mathbf{X}}_a^y, \tilde{\mathbf{X}}_a^y} - \bar{\mathbf{K}}_{\tilde{\mathbf{X}}_a^y, \tilde{\mathbf{X}}_a^y} \right\|_F^2 + 4\sqrt{k} \left\| \mathbf{A} \mathbf{A}^T [\mathbf{A} \mathbf{A}^T - \mathbf{C}_A \mathbf{C}_A^T] + [\mathbf{A} \mathbf{A}^T - \mathbf{C}_A \mathbf{C}_A^T] \mathbf{C}_A \mathbf{C}_A^T \right\|_F \\
&\leq \left\| \mathbf{K}_{\tilde{\mathbf{X}}_a^y, \tilde{\mathbf{X}}_a^y} - \bar{\mathbf{K}}_{\tilde{\mathbf{X}}_a^y, \tilde{\mathbf{X}}_a^y} \right\|_F^2 + 4\sqrt{k} \left\{ \left\| \mathbf{A} \mathbf{A}^T \right\|_F \left\| \mathbf{A} \mathbf{A}^T - \mathbf{C}_A \mathbf{C}_A^T \right\|_2 + \left\| \mathbf{A} \mathbf{A}^T - \mathbf{C}_A \mathbf{C}_A^T \right\|_2 \left\| \mathbf{C}_A \mathbf{C}_A^T \right\|_F \right\} \\
&= \left\| \mathbf{K}_{\tilde{\mathbf{X}}_a^y, \tilde{\mathbf{X}}_a^y} - \bar{\mathbf{K}}_{\tilde{\mathbf{X}}_a^y, \tilde{\mathbf{X}}_a^y} \right\|_F^2 + 4\sqrt{k} \left( \left\| \mathbf{A} \mathbf{A}^T \right\|_F + \left\| \mathbf{C}_A \mathbf{C}_A^T \right\|_F \right) \left\| \mathbf{A} \mathbf{A}^T - \mathbf{C}_A \mathbf{C}_A^T \right\|_2 \\
&= \left\| \mathbf{K}_{\tilde{\mathbf{X}}_a^y, \tilde{\mathbf{X}}_a^y} - \bar{\mathbf{K}}_{\tilde{\mathbf{X}}_a^y, \tilde{\mathbf{X}}_a^y} \right\|_F^2 + 4\sqrt{k} \left( \left\| \mathbf{K}_{\tilde{\mathbf{X}}_a^y, \tilde{\mathbf{X}}_a^y} \right\|_F + \left\| \mathbf{K}_{\tilde{\mathbf{Y}}, \tilde{\mathbf{Y}}} \right\|_F \right) \left\| \mathbf{A} \mathbf{A}^T - \mathbf{C}_A \mathbf{C}_A^T \right\|_2 \\
&= \sum_{i>k} \sigma_i^2 \left( \mathbf{K}_{\tilde{\mathbf{X}}_a^y, \tilde{\mathbf{X}}_a^y} \right) + 4\sqrt{k} (n_x + 2n_y) n_x \\
&\leq \sqrt{\sum_{i>k} \sigma_i^2 \left( \mathbf{K}_{\tilde{\mathbf{X}}_a^y, \tilde{\mathbf{X}}_a^y} \right)} + 2k^{1/4} n_x \sqrt{1 + \frac{n_y}{n_x}} \\
&\leq \sqrt{(n_x + n_y - k) \sigma_1^2 \left( \mathbf{K}_{\tilde{\mathbf{X}}_a^y, \tilde{\mathbf{X}}_a^y} \right)} + 2k^{1/4} n_x \sqrt{1 + \frac{n_y}{n_x}} \\
&= \sqrt{n_x + n_y - k} \frac{\sigma_1 \left( \mathbf{K}_{\tilde{\mathbf{X}}_a^y, \tilde{\mathbf{X}}_a^y} \right)}{\sigma_{n_x+n_y} \left( \mathbf{K}_{\tilde{\mathbf{X}}_a^y, \tilde{\mathbf{X}}_a^y} \right)} \sigma_{n_x+n_y} \left( \mathbf{K}_{\tilde{\mathbf{X}}_a^y, \tilde{\mathbf{X}}_a^y} \right) + 2k^{1/4} n_x \sqrt{1 + \frac{n_y}{n_x}} \\
&\leq \sqrt{n_x + n_y - k} \text{Cond} \left( \mathbf{K}_{\tilde{\mathbf{X}}_a^y, \tilde{\mathbf{X}}_a^y} \right) \frac{|\mathbf{I}_*^T \mathbf{K}_{\tilde{\mathbf{X}}_a^y, \tilde{\mathbf{X}}_a^y} \mathbf{I}_*|}{\mathbf{I}_*^T \mathbf{I}_*} + 2k^{1/4} n_x \sqrt{1 + \frac{n_y}{n_x}} \\
&\leq \sqrt{n_x + n_y - k} \text{Cond} \left( \mathbf{K}_{\tilde{\mathbf{X}}_a^y, \tilde{\mathbf{X}}_a^y} \right) \frac{|\mathbf{I}_*^T \mathbf{K}_{\tilde{\mathbf{X}}_a^y, \tilde{\mathbf{X}}_a^y} \mathbf{I}_*|}{\mathbf{I}_*^T \mathbf{I}_*} + 2k^{1/4} n_x \sqrt{1 + \frac{n_y}{n_x}} \\
&\leq \sqrt{n_x + n_y - k} \text{Cond} \left( \mathbf{K}_{\tilde{\mathbf{X}}_a^y, \tilde{\mathbf{X}}_a^y} \right) \left( \frac{|\text{MMD}(\mathbf{X}, \tilde{\mathbf{Y}})|}{n_x + n_y} + 1 \right) + 2k^{1/4} n_x \sqrt{1 + \frac{n_y}{n_x}}
\end{aligned}$$

□

## E Proof of Theorem 6

*Proof.* In our FedDL, consider a one-step gradient descent at client  $p$

$$\mathbf{Y}_p^{s+1} \leftarrow \mathbf{Y}_p^s - \eta_s \nabla f_p(\mathbf{Y}_p^s)$$

where the derivative is given by

$$\nabla f_p(\mathbf{Y}_p^s) = \frac{-4\gamma}{n_p n_y} \left[ \mathbf{X}_p \mathbf{K}_{\mathbf{X}_p, \mathbf{Y}_p^s} - \mathbf{Y}_p^s \text{Diag}(\mathbf{1}_{n_p}^T \mathbf{K}_{\mathbf{X}_p, \mathbf{Y}_p^s}) \right] + \frac{4\gamma}{n_y (n_y - 1)} \left[ \mathbf{Y}_p^s \mathbf{K}_{\mathbf{Y}_p^s, \mathbf{Y}_p^s} - \mathbf{Y}_p^s \text{Diag}(\mathbf{1}_{n_y}^T \mathbf{K}_{\mathbf{Y}_p^s, \mathbf{Y}_p^s}) \right]$$

with  $\mathbf{X}_p = [(\mathbf{X}_p)_{:,1}, \dots, (\mathbf{X}_p)_{:,j-1}, (\mathbf{X}_p)_{:,j}, (\mathbf{X}_p)_{:,j+1}, \dots, (\mathbf{X}_p)_{:,n_p}]$ .

In order to figure out the sensitivity of  $g_{\mathbf{Y}_p}(\mathbf{X}_p) = \nabla f_p(\mathbf{Y}_p)$ , we present the counterpart of the above expression with the neighboring data  $\mathbf{X}'_p$  which differs only in one column from  $\mathbf{X}_p$

$$g_{\mathbf{Y}_p^s}(\mathbf{X}'_p) = \frac{-4\gamma}{n_p n_y} \left[ \mathbf{X}'_p \mathbf{K}_{\mathbf{X}'_p, \mathbf{Y}_p^s} - \mathbf{Y}_p^s \text{Diag}(\mathbf{1}_{n_p}^T \mathbf{K}_{\mathbf{X}'_p, \mathbf{Y}_p^s}) \right] + \frac{4\gamma}{n_y(n_y - 1)} \left[ \mathbf{Y}_p^s \mathbf{K}_{\mathbf{Y}_p^s, \mathbf{Y}_p^s} - \mathbf{Y}_p^s \text{Diag}(\mathbf{1}_{n_y}^T \mathbf{K}_{\mathbf{Y}_p^s, \mathbf{Y}_p^s}) \right]$$

with  $\mathbf{X}'_p = [(\mathbf{X}_p)_{:,1}, \dots, (\mathbf{X}_p)_{:,j-1}, (\mathbf{X}'_p)_{:,j}, (\mathbf{X}_p)_{:,j+1}, \dots, (\mathbf{X}_p)_{:,n_p}]$ .

Then, we derive an upper bound on the sensitivity of  $g_{\mathbf{Y}_p}(\mathbf{X}_p) = \nabla f_p(\mathbf{Y}_p)$ .

$$\begin{aligned} & \left\| g_{\mathbf{Y}_p^s}(\mathbf{X}_p) - g_{\mathbf{Y}_p^s}(\mathbf{X}'_p) \right\|_F \\ &= \left\| \frac{-4\gamma}{n_p n_y} \left\{ \left[ \mathbf{X}_p \mathbf{K}_{\mathbf{X}_p, \mathbf{Y}_p^s} - \mathbf{Y}_p^s \text{Diag}(\mathbf{1}_{n_p}^T \mathbf{K}_{\mathbf{X}_p, \mathbf{Y}_p^s}) \right] - \left[ \mathbf{X}'_p \mathbf{K}_{\mathbf{X}'_p, \mathbf{Y}_p^s} - \mathbf{Y}_p^s \text{Diag}(\mathbf{1}_{n_p}^T \mathbf{K}_{\mathbf{X}'_p, \mathbf{Y}_p^s}) \right] \right\} \right\|_F \\ &= \frac{4\gamma}{n_p n_y} \left\| \left[ \mathbf{X}_p \mathbf{K}_{\mathbf{X}_p, \mathbf{Y}_p^s} - \mathbf{X}'_p \mathbf{K}_{\mathbf{X}'_p, \mathbf{Y}_p^s} \right] - \left[ \mathbf{Y}_p^s \text{Diag}(\mathbf{1}_{n_p}^T \mathbf{K}_{\mathbf{X}_p, \mathbf{Y}_p^s}) - \mathbf{Y}_p^s \text{Diag}(\mathbf{1}_{n_p}^T \mathbf{K}_{\mathbf{X}'_p, \mathbf{Y}_p^s}) \right] \right\|_F \\ &\leq \frac{4\gamma}{n_p n_y} \left\{ \underbrace{\left\| \mathbf{X}_p \mathbf{K}_{\mathbf{X}_p, \mathbf{Y}_p^s} - \mathbf{X}'_p \mathbf{K}_{\mathbf{X}'_p, \mathbf{Y}_p^s} \right\|_F}_{T_1} + \underbrace{\left\| \mathbf{Y}_p^s \text{Diag}(\mathbf{1}_{n_p}^T (\mathbf{K}_{\mathbf{X}_p, \mathbf{Y}_p^s} - \mathbf{K}_{\mathbf{X}'_p, \mathbf{Y}_p^s})) \right\|_F}_{T_2} \right\} \end{aligned}$$

We decompose  $T_1$  into two parts by adding an intermediate term  $\mathbf{X}'_p \mathbf{K}_{\mathbf{X}_p, \mathbf{Y}_p^s}$  and apply the triangle inequality to it.

$$\begin{aligned} & \left\| \mathbf{X}_p \mathbf{K}_{\mathbf{X}_p, \mathbf{Y}_p^s} - \mathbf{X}'_p \mathbf{K}_{\mathbf{X}'_p, \mathbf{Y}_p^s} \right\|_F \\ &\leq \underbrace{\left\| \mathbf{X}_p \mathbf{K}_{\mathbf{X}_p, \mathbf{Y}_p^s} - \mathbf{X}'_p \mathbf{K}_{\mathbf{X}_p, \mathbf{Y}_p^s} \right\|_F}_{T_3} + \underbrace{\left\| \mathbf{X}'_p \mathbf{K}_{\mathbf{X}_p, \mathbf{Y}_p^s} - \mathbf{X}'_p \mathbf{K}_{\mathbf{X}'_p, \mathbf{Y}_p^s} \right\|_F}_{T_4} \end{aligned}$$

For  $T_3$ , we have

$$\begin{aligned} & \left\| \mathbf{X}_p \mathbf{K}_{\mathbf{X}_p, \mathbf{Y}_p^s} - \mathbf{X}'_p \mathbf{K}_{\mathbf{X}_p, \mathbf{Y}_p^s} \right\|_F \\ &= \left\| (\mathbf{X}_p - \mathbf{X}'_p) \mathbf{K}_{\mathbf{X}_p, \mathbf{Y}_p^s} \right\|_F \\ &= \left\| ((\mathbf{X}_p)_{:,j} - (\mathbf{X}'_p)_{:,j}) \mathbf{K}_{(\mathbf{X}_p)_{:,j}, \mathbf{Y}_p^s} \right\|_2 \\ &\leq \left\| ((\mathbf{X}_p)_{:,j} - (\mathbf{X}'_p)_{:,j}) \right\|_2 \left\| \mathbf{K}_{(\mathbf{X}_p)_{:,j}, \mathbf{Y}_p^s} \right\|_2 \\ &\leq \sqrt{n_y} \left\| (\mathbf{X}_p)_{:,j} - (\mathbf{X}'_p)_{:,j} \right\|_2 \end{aligned}$$

where we used the fact that  $\left\| \mathbf{K}_{(\mathbf{X}_p)_{:,j}, \mathbf{Y}_p^s} \right\|_2 \leq \sqrt{n_y}$ .

For  $T_4$ , we have

$$\begin{aligned} & \left\| \mathbf{X}'_p \mathbf{K}_{\mathbf{X}_p, \mathbf{Y}_p^s} - \mathbf{X}'_p \mathbf{K}_{\mathbf{X}'_p, \mathbf{Y}_p^s} \right\|_F \\ &= \left\| \mathbf{X}'_p (\mathbf{K}_{\mathbf{X}_p, \mathbf{Y}_p^s} - \mathbf{K}_{\mathbf{X}'_p, \mathbf{Y}_p^s}) \right\|_F \\ &= \left\| (\mathbf{X}'_p)_{:,j} (\mathbf{K}_{(\mathbf{X}_p)_{:,j}, \mathbf{Y}_p^s} - \mathbf{K}_{(\mathbf{X}'_p)_{:,j}, \mathbf{Y}_p^s}) \right\|_2 \\ &\leq \left\| (\mathbf{X}'_p)_{:,j} \right\|_2 \underbrace{\left\| \mathbf{K}_{(\mathbf{X}_p)_{:,j}, \mathbf{Y}_p^s} - \mathbf{K}_{(\mathbf{X}'_p)_{:,j}, \mathbf{Y}_p^s} \right\|_2}_{T_5} \end{aligned}$$

Since  $f(x) = \exp(x)$  is locally Lipschitz continuous when  $x < 0$ , we have for  $T_5$ ,

$$\begin{aligned} & \left\| \mathbf{K}_{(\mathbf{X}_p)_{:,j}, \mathbf{Y}_p^s} - \mathbf{K}_{(\mathbf{X}'_p)_{:,j}, \mathbf{Y}_p^s} \right\|_2 \\ &= \sqrt{\sum_{i=1}^{n_y} \left( \mathbf{K}_{(\mathbf{X}_p)_{:,j}, (\mathbf{Y}_p^s)_{:,i}} - \mathbf{K}_{(\mathbf{X}'_p)_{:,j}, (\mathbf{Y}_p^s)_{:,i}} \right)^2} \end{aligned}$$

$$\begin{aligned}
&\leq \sqrt{\sum_{i=1}^{n_y} \gamma^2 \left( \|\mathbf{X}_p\|_{:,j} - \mathbf{Y}_p^s\|_{:,i}\|_2^2 - \|(\mathbf{X}'_p)\|_{:,j} - \mathbf{Y}_p^s\|_{:,i}\|_2^2 \right)^2} \\
&= \left\{ \sum_{i=1}^{n_y} \gamma^2 \left( \|\mathbf{X}_p\|_{:,j} - \mathbf{X}'_p\|_{:,j}\|_2^2 + 2 \langle \mathbf{Y}_p^{k-1}\|_{:,i} - \mathbf{X}'_p\|_{:,j}, \mathbf{X}'_p\|_{:,j} - \mathbf{X}_p\|_{:,j} \rangle \right)^2 \right\}^{1/2} \\
&\leq \left\{ \sum_{i=1}^{n_y} \gamma^2 \left( \|\mathbf{X}_p\|_{:,j} - \mathbf{X}'_p\|_{:,j}\|_2^2 + 2 \|\mathbf{Y}_p^{k-1}\|_{:,i} - \mathbf{X}'_p\|_{:,j}\|_2 \|\mathbf{X}'_p\|_{:,j} - \mathbf{X}_p\|_{:,j}\|_2 \right)^2 \right\}^{1/2}
\end{aligned}$$

Assume  $\max_{p,j} \|\mathbf{X}_p\|_{:,j} = \tau_X$ ,  $\max_{p,i,j} \|\mathbf{Y}_p\|_{:,i} - \mathbf{X}_p\|_{:,j} = \Upsilon$ , we thus get an upper bound on  $T_1$

$$\begin{aligned}
&\left\| \mathbf{X}_p \mathbf{K}_{\mathbf{X}_p, \mathbf{Y}_p^s} - \mathbf{X}'_p \mathbf{K}_{\mathbf{X}'_p, \mathbf{Y}_p^s} \right\|_F \\
&\leq 2\sqrt{n_y} \tau_X + \tau_X \sqrt{\sum_{i=1}^{n_y} \gamma^2 (4\tau_X^2 + 4\Upsilon \tau_X)^2} \\
&\leq 2\sqrt{n_y} \tau_X + 4\sqrt{n_y} \gamma \tau_X^2 (\tau_X + \Upsilon) \\
&= 2\sqrt{n_y} \tau_X (1 + 2\gamma \tau_X (\tau_X + \Upsilon))
\end{aligned}$$

Suppose  $\|\mathbf{Y}_p^s\|_{sp} \leq \tau_Y$ , we have for  $T_2$ ,

$$\begin{aligned}
&\left\| \mathbf{Y}_p^s \text{Diag}(\mathbf{1}_{n_p}^T (\mathbf{K}_{\mathbf{X}_p, \mathbf{Y}_p^s} - \mathbf{K}_{\mathbf{X}'_p, \mathbf{Y}_p^s})) \right\|_F \\
&\leq \|\mathbf{Y}_p^s\|_{sp} \left\| \text{Diag}(\mathbf{1}_{n_p}^T (\mathbf{K}_{\mathbf{X}_p, \mathbf{Y}_p^s} - \mathbf{K}_{\mathbf{X}'_p, \mathbf{Y}_p^s})) \right\|_F \\
&= \|\mathbf{Y}_p^s\|_{sp} \left\| \mathbf{K}_{(\mathbf{X}_p)\|_{:,j}, \mathbf{Y}_p^s} - \mathbf{K}_{(\mathbf{X}'_p)\|_{:,j}, \mathbf{Y}_p^s} \right\|_2 \\
&\leq 4\sqrt{n_y} \gamma \tau_X \tau_Y (\tau_X + \Upsilon)
\end{aligned}$$

Combined with the above conclusions, we give an upper bound on the  $\ell_2$ -sensitivity of  $g_{\mathbf{Y}_p}(\mathbf{X}_p) = \nabla f_p(\mathbf{Y}_p)$ .

$$\begin{aligned}
\Delta_2(g_{\mathbf{Y}_p}) &= \sup_{\mathbf{X}_p \sim \mathbf{X}'_p} \left\| g_{\mathbf{Y}_p^s}(\mathbf{X}_p) - g_{\mathbf{Y}_p^s}(\mathbf{X}'_p) \right\|_F \\
&\leq \frac{4\gamma}{n_p n_y} \left\{ 2\sqrt{n_y} \tau_X (1 + 2\gamma \tau_X (\tau_X + \Upsilon)) + 4\sqrt{n_y} \gamma \tau_X \tau_Y (\tau_X + \Upsilon) \right\} \\
&\leq \frac{4\gamma}{n_p n_y} \cdot 2\sqrt{n_y} \tau_X \{1 + 2\gamma(\tau_X + \tau_Y) (\tau_X + \Upsilon)\} \\
&= \frac{8\sqrt{n_y} \gamma \tau_X}{n_p n_y} \{1 + 2\gamma(\tau_X + \tau_Y) (\tau_X + \Upsilon)\}
\end{aligned}$$

Assume  $\Delta = \frac{8\sqrt{n_y} \gamma \tau_X}{n_p n_y} \{1 + 2\gamma(\tau_X + \tau_Y) (\tau_X + \Upsilon)\}$ , the mechanism that injects Gaussian noise to  $\nabla f_p(\mathbf{Y}_p^s)$  for  $s \in [S]$  with variance  $8S\Delta^2 \log(e + (\varepsilon/\delta))/\varepsilon^2$  satisfies  $(\varepsilon, \delta)$ -differential privacy under  $S$ -fold adaptive composition for any  $\varepsilon > 0$  and  $\delta \in (0, 1]$  by Theorem 4.3 of (Kairouz, Oh, and Viswanath 2015).  $\square$

## F Proof of Convergence of Algorithm 1

*Proof.* Assume the gradient of all local objective functions  $f_p(\cdot)$  for  $p = 1, \dots, P$  are  $L_p$ -Lipschitz continuous, that is, for all  $\mathbf{Y}', \mathbf{Y}$

$$\|\nabla f_p(\mathbf{Y}') - \nabla f_p(\mathbf{Y})\|_F \leq L_p \|\mathbf{Y}' - \mathbf{Y}\|_F$$

Then, we have the descent formula for client  $p$

$$f_p(\mathbf{Y}') - f_p(\mathbf{Y}) \leq \langle \nabla f_p(\mathbf{Y}), \mathbf{Y}' - \mathbf{Y} \rangle + \frac{L_p}{2} \|\mathbf{Y}' - \mathbf{Y}\|_F^2$$

With  $\sum_{p=1}^P \omega_p = 1$  and  $L = \sum_{p=1}^P \omega_p L_p$ , we have

$$\begin{aligned}
F(\mathbf{Y}^{s,t}) - F(\mathbf{Y}^{s,t-1}) &= \sum_{p=1}^P \omega_p f_p(\mathbf{Y}^{s,t}) - \sum_{p=1}^P \omega_p f_p(\mathbf{Y}^{s,t-1}) = \sum_{p=1}^P \omega_p [f_p(\mathbf{Y}^{s,t}) - f_p(\mathbf{Y}^{s,t-1})] \\
&\leq \sum_{p=1}^P \omega_p \left[ \langle \nabla f_p(\mathbf{Y}^{s,t-1}), \mathbf{Y}^{s,t} - \mathbf{Y}^{s,t-1} \rangle + \frac{L_p}{2} \|\mathbf{Y}^{s,t} - \mathbf{Y}^{s,t-1}\|_F^2 \right] \\
&= \langle \sum_{p=1}^P \omega_p \nabla f_p(\mathbf{Y}^{s,t-1}), \mathbf{Y}^{s,t} - \mathbf{Y}^{s,t-1} \rangle + \frac{\sum_{p=1}^P \omega_p L_p}{2} \|\mathbf{Y}^{s,t} - \mathbf{Y}^{s,t-1}\|_F^2 \\
&= \langle \nabla F(\mathbf{Y}^{s,t-1}), \mathbf{Y}^{s,t} - \mathbf{Y}^{s,t-1} \rangle + \frac{L}{2} \|\mathbf{Y}^{s,t} - \mathbf{Y}^{s,t-1}\|_F^2
\end{aligned}$$

When updating the local  $\mathbf{Y}_p$  by gradient descent with the step size  $1/L$

$$\begin{aligned}
\mathbf{Y}_p^{s,t} &= \mathbf{Y}_p^{s,t-1} - \frac{1}{L} \nabla f_p(\mathbf{Y}_p^{s,t-1}) \\
\iff \mathbf{Y}^{s,t} &= \mathbf{Y}^{s,t-1} - \frac{1}{L} \sum_{p=1}^P \omega_p \nabla f_p(\mathbf{Y}_p^{s,t-1}) \\
\iff \sum_{p=1}^P \omega_p \nabla f_p(\mathbf{Y}_p^{s,t-1}) &+ L(\mathbf{Y}^{s,t} - \mathbf{Y}^{s,t-1}) = 0
\end{aligned}$$

Thus,

$$\begin{aligned}
&F(\mathbf{Y}^{s,t}) - F(\mathbf{Y}^{s,t-1}) \\
&\leq \langle \nabla F(\mathbf{Y}^{s,t-1}), \mathbf{Y}^{s,t} - \mathbf{Y}^{s,t-1} \rangle + \frac{L}{2} \|\mathbf{Y}^{s,t} - \mathbf{Y}^{s,t-1}\|_F^2 \\
&= \langle \nabla F(\mathbf{Y}^{s,t-1}) - \sum_{p=1}^P \omega_p \nabla f_p(\mathbf{Y}_p^{s,t-1}) - L(\mathbf{Y}^{s,t} - \mathbf{Y}^{s,t-1}), \mathbf{Y}^{s,t} - \mathbf{Y}^{s,t-1} \rangle + \frac{L}{2} \|\mathbf{Y}^{s,t} - \mathbf{Y}^{s,t-1}\|_F^2 \\
&= -\frac{L}{2} \|\mathbf{Y}^{s,t} - \mathbf{Y}^{s,t-1}\|_F^2 + \langle \nabla F(\mathbf{Y}^{s,t-1}) - \sum_{p=1}^P \omega_p \nabla f_p(\mathbf{Y}_p^{s,t-1}), \mathbf{Y}^{s,t} - \mathbf{Y}^{s,t-1} \rangle \\
&= -\frac{L}{4} \|\mathbf{Y}^{s,t} - \mathbf{Y}^{s,t-1}\|_F^2 + \underbrace{\frac{1}{L} \|\nabla F(\mathbf{Y}^{s,t-1}) - \sum_{p=1}^P \omega_p \nabla f_p(\mathbf{Y}_p^{s,t-1})\|_F^2}_{T_1}
\end{aligned}$$

For  $T_1$ ,

$$\begin{aligned}
&\|\nabla F(\mathbf{Y}^{s,t-1}) - \sum_{p=1}^P \omega_p \nabla f_p(\mathbf{Y}_p^{s,t-1})\|_F^2 \\
&= \left\| \sum_{p=1}^P \omega_p \nabla f_p(\mathbf{Y}^{s,t-1}) - \sum_{p=1}^P \omega_p \nabla f_p(\mathbf{Y}_p^{s,t-1}) \right\|_F^2 \\
&= \left\| \sum_{p=1}^P \omega_p [\nabla f_p(\mathbf{Y}^{s,t-1}) - \nabla f_p(\mathbf{Y}_p^{s,t-1})] \right\|_F^2 \\
&\leq \sum_{p=1}^P \omega_p \|\nabla f_p(\mathbf{Y}^{s,t-1}) - \nabla f_p(\mathbf{Y}_p^{s,t-1})\|_F^2 \\
&\leq \sum_{p=1}^P \omega_p L_p^2 \underbrace{\|\mathbf{Y}^{s,t-1} - \mathbf{Y}_p^{s,t-1}\|_F^2}_{T_2}
\end{aligned}$$

where we used the assumption for the last inequality that  $\nabla f_p(\cdot)$  is  $L$ -Lipschitz continuous.

By Observing that

$$\begin{cases} \mathbf{Y}_p^{s,t-1} = \mathbf{Y}_p^{s,0} - \frac{1}{L} \sum_{j=1}^{t-1} \nabla f_p(\mathbf{Y}_p^{s,j-1}) \\ \mathbf{Y}^{s,t-1} = \mathbf{Y}^{s,0} - \frac{1}{L} \sum_{j=1}^{t-1} \sum_{p'=1}^P \omega_{p'} \nabla f_{p'}(\mathbf{Y}_{p'}^{s,j-1}) \\ \mathbf{Y}_p^{s,0} = \mathbf{Y}^{s,0} \end{cases},$$

we have for  $T_2$

$$\begin{aligned} & \|\mathbf{Y}^{s,t-1} - \mathbf{Y}_p^{s,t-1}\|_F^2 \\ &= \left\| \frac{1}{L} \sum_{j=1}^{t-1} \nabla f_p(\mathbf{Y}_p^{s,j-1}) - \frac{1}{L} \sum_{j=1}^{t-1} \sum_{p'=1}^P \omega_{p'} \nabla f_{p'}(\mathbf{Y}_{p'}^{s,j-1}) \right\|_F^2 \\ &\leq \frac{t-1}{L^2} \sum_{j=1}^{t-1} \left\| \nabla f_p(\mathbf{Y}_p^{s,j-1}) - \sum_{p'=1}^P \omega_{p'} \nabla f_{p'}(\mathbf{Y}_{p'}^{s,j-1}) \right\|_F^2 \\ &= \frac{t-1}{L^2} \sum_{j=1}^{t-1} \left\| \sum_{p'=1}^P \omega_{p'} [\nabla f_p(\mathbf{Y}_p^{s,j-1}) - \nabla f_{p'}(\mathbf{Y}_{p'}^{s,j-1})] \right\|_F^2 \\ &\leq \frac{t-1}{L^2} \sum_{j=1}^{t-1} \sum_{p'=1}^P \omega_{p'} \underbrace{\|\nabla f_p(\mathbf{Y}_p^{s,j-1}) - \nabla f_{p'}(\mathbf{Y}_{p'}^{s,j-1})\|_F^2}_{T_3} \end{aligned}$$

For  $T_3$ ,

$$\begin{aligned} & \|\nabla f_p(\mathbf{Y}_p^{s,j-1}) - \nabla f_{p'}(\mathbf{Y}_{p'}^{s,j-1})\|_F^2 \\ &= \|\nabla f_p(\mathbf{Y}_p^{s,j-1}) - \nabla f_p(\mathbf{Y}^{s,j-1}) + \nabla f_p(\mathbf{Y}^{s,j-1}) - \nabla f_{p'}(\mathbf{Y}_{p'}^{s,j-1}) + \nabla f_{p'}(\mathbf{Y}^{s,j-1}) - \nabla f_{p'}(\mathbf{Y}_{p'}^{s,j-1})\|_F^2 \\ &= \|[\nabla f_p(\mathbf{Y}_p^{s,j-1}) - \nabla f_p(\mathbf{Y}^{s,j-1})] + [\nabla f_p(\mathbf{Y}^{s,j-1}) - \nabla f_{p'}(\mathbf{Y}_{p'}^{s,j-1})] + [\nabla f_p(\mathbf{Y}^{s,j-1}) - \nabla f_{p'}(\mathbf{Y}^{s,j-1})]\|_F^2 \\ &\leq 3\|\nabla f_p(\mathbf{Y}_p^{s,j-1}) - \nabla f_p(\mathbf{Y}^{s,j-1})\|_F^2 + 3\|\nabla f_{p'}(\mathbf{Y}^{s,j-1}) - \nabla f_{p'}(\mathbf{Y}_{p'}^{s,j-1})\|_F^2 + 3\|\nabla f_p(\mathbf{Y}^{s,j-1}) - \nabla f_{p'}(\mathbf{Y}^{s,j-1})\|_F^2 \\ &\leq 3L_p^2 \|\mathbf{Y}_p^{s,j-1} - \mathbf{Y}^{s,j-1}\|_F^2 + 3L_{p'}^2 \|\mathbf{Y}_{p'}^{s,j-1} - \mathbf{Y}^{s,j-1}\|_F^2 + 3\zeta^2 \end{aligned}$$

Thus, we have for  $T_2$ ,

$$\begin{aligned} & \|\mathbf{Y}^{s,t-1} - \mathbf{Y}_p^{s,t-1}\|_F^2 \\ &\leq \frac{t-1}{L^2} \sum_{j=1}^{t-1} \sum_{p'=1}^P \omega_{p'} \underbrace{\|\nabla f_p(\mathbf{Y}_p^{s,j-1}) - \nabla f_{p'}(\mathbf{Y}_{p'}^{s,j-1})\|_F^2}_{T_3} \\ &\leq \frac{t-1}{L^2} \sum_{j=1}^{t-1} \sum_{p'=1}^P \omega_{p'} \left[ 3L_p^2 \|\mathbf{Y}_p^{s,j-1} - \mathbf{Y}^{s,j-1}\|_F^2 + 3L_{p'}^2 \|\mathbf{Y}_{p'}^{s,j-1} - \mathbf{Y}^{s,j-1}\|_F^2 + 3\zeta^2 \right] \\ &= \frac{3t^2\zeta^2}{L^2} + \frac{3(t-1)}{L^2} \sum_{j=1}^{t-1} L_p^2 \|\mathbf{Y}_p^{s,j-1} - \mathbf{Y}^{s,j-1}\|_F^2 + \frac{3(t-1)}{L^2} \sum_{j=1}^{t-1} \sum_{p'=1}^P \omega_{p'} L_{p'}^2 \|\mathbf{Y}_{p'}^{s,j-1} - \mathbf{Y}^{s,j-1}\|_F^2 \end{aligned}$$

With  $\frac{\sum_{p=1}^P \omega_p L_p^2}{L^2} = \frac{\sum_{p=1}^P \omega_p L_p^2}{(\sum_{p=1}^P \omega_p L_p)^2} = \rho_L$ , we further have,

$$\begin{aligned} & \sum_{t=1}^Q \sum_{p=1}^P \omega_p L_p^2 \underbrace{\|\mathbf{Y}^{s,t-1} - \mathbf{Y}_p^{s,t-1}\|_F^2}_{T_2} \\ &\leq \sum_{t=1}^Q \sum_{p=1}^P \omega_p L_p^2 \left[ \frac{3t^2\zeta^2}{L^2} + \frac{3(t-1)}{L^2} \sum_{j=1}^{t-1} L_p^2 \|\mathbf{Y}_p^{s,j-1} - \mathbf{Y}^{s,j-1}\|_F^2 + \frac{3(t-1)}{L^2} \sum_{j=1}^{t-1} \sum_{p'=1}^P \omega_{p'} L_{p'}^2 \|\mathbf{Y}_{p'}^{s,j-1} - \mathbf{Y}^{s,j-1}\|_F^2 \right] \\ &= 3\rho_L \zeta^2 \sum_{t=1}^Q t^2 + \sum_{t=1}^Q \sum_{p=1}^P \omega_p L_p^2 \frac{3(t-1)}{L^2} \sum_{j=1}^{t-1} L_p^2 \|\mathbf{Y}_p^{s,j-1} - \mathbf{Y}^{s,j-1}\|_F^2 + \sum_{t=1}^Q \sum_{p=1}^P \omega_p L_p^2 \frac{3(t-1)}{L^2} \sum_{j=1}^{t-1} \sum_{p'=1}^P \omega_{p'} L_{p'}^2 \|\mathbf{Y}_{p'}^{s,j-1} - \mathbf{Y}^{s,j-1}\|_F^2 \end{aligned}$$

$$\begin{aligned}
&= 3\rho_L\zeta^2 \sum_{t=1}^Q t^2 + \sum_{t=1}^Q 3(t-1) \sum_{j=1}^{t-1} \sum_{p=1}^P \omega_p \frac{L_p^2}{L^2} L_p^2 \|\mathbf{Y}_p^{s,j-1} - \mathbf{Y}^{s,j-1}\|_F^2 + \sum_{t=1}^Q 3(t-1) \sum_{j=1}^{t-1} \sum_{p=1}^P \omega_p \rho_L L_p^2 \|\mathbf{Y}_p^{s,j-1} - \mathbf{Y}^{s,j-1}\|_F^2 \\
&= 3\rho_L\zeta^2 \sum_{t=1}^Q t^2 + \sum_{t=1}^Q 3(t-1) \sum_{j=1}^{t-1} \sum_{p=1}^P \omega_p (\rho_L + \frac{L_p^2}{L^2}) L_p^2 \|\mathbf{Y}_p^{s,j-1} - \mathbf{Y}^{s,j-1}\|_F^2 \\
&\leq 3\rho_L\zeta^2 Q(Q+1)(2Q+1) + 3(Q-1)^2 (\rho_L + \frac{\max_p L_p^2}{L^2}) \sum_{t=1}^Q \sum_{p=1}^P \omega_p L_p^2 \|\mathbf{Y}_p^{s,t-1} - \mathbf{Y}^{s,t-1}\|_F^2
\end{aligned}$$

Thus, we can get

$$\sum_{t=1}^Q \sum_{p=1}^P \omega_p L_p^2 \underbrace{\|\mathbf{Y}_p^{s,t-1} - \mathbf{Y}^{s,t-1}\|_F^2}_{T_2} \leq \frac{3\rho_L\zeta^2 Q(Q+1)(2Q+1)}{1 - 3(Q-1)^2 (\rho_L + \frac{\max_p L_p^2}{L^2})}$$

Consequently, we have

$$\begin{aligned}
F(\mathbf{Y}^s) - F(\mathbf{Y}^{s-1}) &= F(\mathbf{Y}^{s,Q}) - F(\mathbf{Y}^{s,0}) = \sum_{t=1}^Q F(\mathbf{Y}^{s,t}) - F(\mathbf{Y}^{s,t-1}) \\
&= -\frac{L}{4} \|\mathbf{Y}^{s,t} - \mathbf{Y}^{s,t-1}\|_F^2 + \frac{1}{L} \underbrace{\|\nabla F(\mathbf{Y}^{s,t-1}) - \sum_{p=1}^P \omega_p \nabla f_p(\mathbf{Y}_p^{s,t-1})\|_F^2}_{T_1} \\
&= -\frac{L}{4} \sum_{t=1}^Q \|\mathbf{Y}^{s,t} - \mathbf{Y}^{s,t-1}\|_F^2 + \frac{1}{L} \sum_{t=1}^Q \sum_{p=1}^P \omega_p L_p^2 \underbrace{\|\mathbf{Y}_p^{s,t-1} - \mathbf{Y}^{s,t-1}\|_F^2}_{T_2} \\
&\leq -\frac{L}{4} \sum_{t=1}^Q \|\mathbf{Y}^{s,t} - \mathbf{Y}^{s,t-1}\|_F^2 + \frac{3\rho_L\zeta^2 Q(Q+1)(2Q+1)}{L[1 - 3(Q-1)^2 (\rho_L + \frac{\max_p L_p^2}{L^2})]}
\end{aligned}$$

Thus,

$$\sum_{t=1}^Q \|\mathbf{Y}^{s,t} - \mathbf{Y}^{s,t-1}\|_F^2 \leq \frac{4}{L} [F(\mathbf{Y}^{s-1}) - F(\mathbf{Y}^s)] + \frac{12\rho_L\zeta^2 Q(Q+1)(2Q+1)}{L^2[1 - 3(Q-1)^2 (\rho_L + \frac{\max_p L_p^2}{L^2})]}$$

Summing it from  $s = 1$  to  $S$  followed by the average, we immediately get

$$\frac{1}{SQ} \sum_{s=1}^S \sum_{t=1}^Q \|\mathbf{Y}^{s,t} - \mathbf{Y}^{s,t-1}\|_F^2 \leq \frac{4}{SQL} [F(\mathbf{Y}^0) - F(\mathbf{Y}^S)] + \frac{12\rho_L\zeta^2 (Q+1)(2Q+1)}{L^2[1 - 3(Q-1)^2 (\rho_L + \frac{\max_p L_p^2}{L^2})]}$$

□