

Update on Dusty Sources and Candidate Young Stellar Objects in the S-cluster

Maria Melamed* and Florian Peißker

*I. Physikalisches Institut der Universität zu Köln,
Zùlpicher Str. 77, 50937 Köln, Germany*

**E-mail: melamed@ph1.uni-koeln.de*

The Galactic Center provides a unique opportunity to observe a galactic core, objects in close proximity to a supermassive black hole (SMBH), and star formation channels that exhibit imprints of this peculiar environment. This habitat hosts, in addition to the SMBH Sgr A*, a surprisingly young cluster with the so-called S-stars. These stars orbit the SMBH on timescales of a few years with thousands of km/s. While the presence of high-velocity stars in the S-cluster already raises a variety of scientific questions, the observation of several bright L-band emission sources has resulted in a rich discussion of their nature. The detection of a prominent Doppler-shifted Br γ line accompanies most of these sources that seem to be embedded in a dusty envelope. Using the radiative-transfer model HYPERION, we find strong indications of the presence of a stellar low-mass population embedded in the S-cluster. We revisit this intriguing cluster and its dusty members that orbit the supermassive black hole Sgr A* on bound Keplerian trajectories. Among these cluster members, there is one source that initiated the studies of this analysis: G1. We find that the flux density of G1 in the NIR and MIR resembles a spectral energy distribution of a Class I YSO, which contributes to the “Paradox of Youth”.

Keywords: Galactic Center; G objects; Star Formation

1. Introduction

The central region of the Milky Way, known as the Galactic Center (GC), allows us to analyze a highly dynamical part of our galaxy of significant scientific interest in a unique way and thus is an object of extensive research. It is now well established from a variety of studies, that the GC hosts the supermassive black hole (SMBH) Sagittarius A* (Sgr A*)¹. Thus, the analysis of the GC does not only allow for detailed studies of such an object, but also objects close to SMBH which we could not yet resolve in other galaxies. In recent years, there has been extensive research on potential star formation channels in this region^{2–9}. This was particularly motivated by the “Paradox of Youth”, which describes the surprising finding of young

OB-type stars known as the S cluster stars (S stars) in the inner parsec of the GC^{4,10}. These S stars orbit Sgr A* at very high velocities on timescales of a few to tens of years in most cases.

Within the S cluster, the observation of several other sources with high L-band luminosity and prominent emission of lines such as the Brackett- γ line raised the interest in the GC. The nature of these objects, known as G objects or dusty (D) sources, is still under debate. For example, some studies claim that they must be pure gas clouds, while others postulate a stellar component^{11–20}.

This paper aims to summarize some of the most recent publications on these sources and examines the relationship of their results.

2. Temperature Mapping

While several studies on G objects have already been conducted, it is plausible that not all G objects have been identified yet. Dinh et al. (2024)²¹ analyzed mid-infrared NIRC2/Keck and VISIR/VLT data. From this data, a color-temperature map is obtained (see Figure 1), where compact and point-like features stand out. These features are classified as "cold", when they show temperatures of 10 K colder than their background, and "hot" when they show temperatures of 10 K hotter than their background. While 22 "hot" sources in the temperature map are associated with known stars, 11 "cold" sources are newly identified. As known G objects are also cold compact sources, these newly identified sources share this property and are included as candidate G objects in Figure 2.

It should be noted that the possible membership to the G population also depends on the exact definition of this G population: While different publications agree that G objects are compact sources that show Brackett- γ line emission, and most publications identify them in near-infrared continuum emission, statements regarding the extent of the population vary. Thus, further analysis to confirm these properties is necessary to determine whether the suggested sources are indeed G objects. A consensus on the exact definition and requirements of this population will be beneficial for the classification.

3. Kinematic Structure

Studies of the dynamics of the S stars report a distribution of the stars where they are arranged in discs²². Burkert et al. (2024)²³ revisited these studies and investigated the orbital parameters and their relations. The

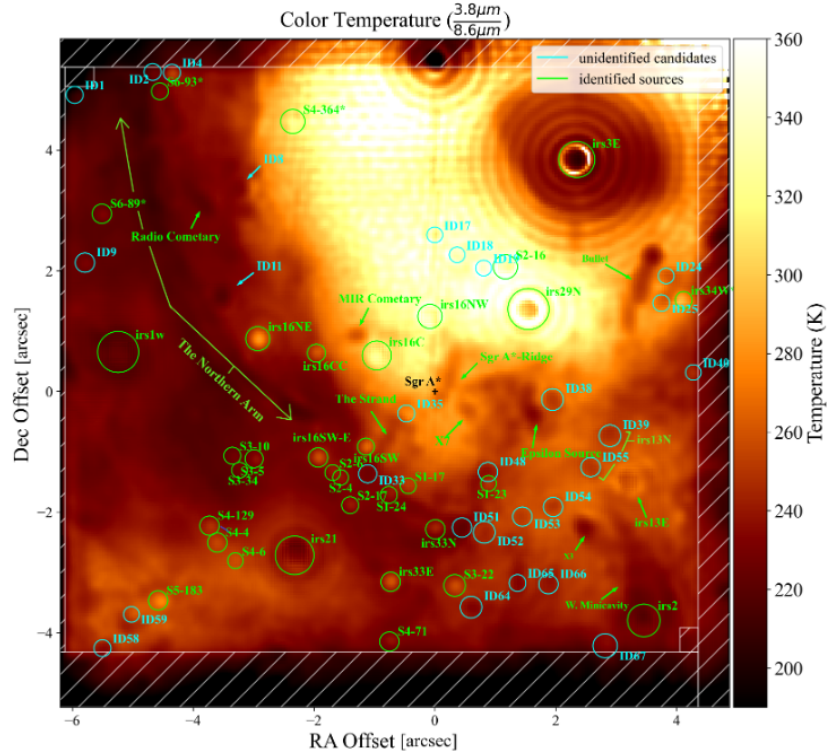


Fig. 1. Color temperature map of the Galactic Center. Compact and extended features marked in green if known from former publications, and in cyan if identified newly²¹.

authors find a strong dependence of the pericenter distance r_p and orbital eccentricity e which is non-random. Moreover, as visible in Figure 3, no sources with high r_p and e are found. Qualitative and stochastic analysis show that this is not by chance or lack of data, but appears to indeed be an unpopulated region. The authors call this region the "Zone of Avoidance". This finding puts further constraints on possible formation scenarios of the cluster.

In addition to the S stars, this study takes into account the orbits of the G objects. Interestingly, the G objects are found in the same distribution as the S stars. They also do not fall into the "Zone of Avoidance". Although the authors stress the limitations of the study from the small number of considered G objects, this result is relevant to understand the

4

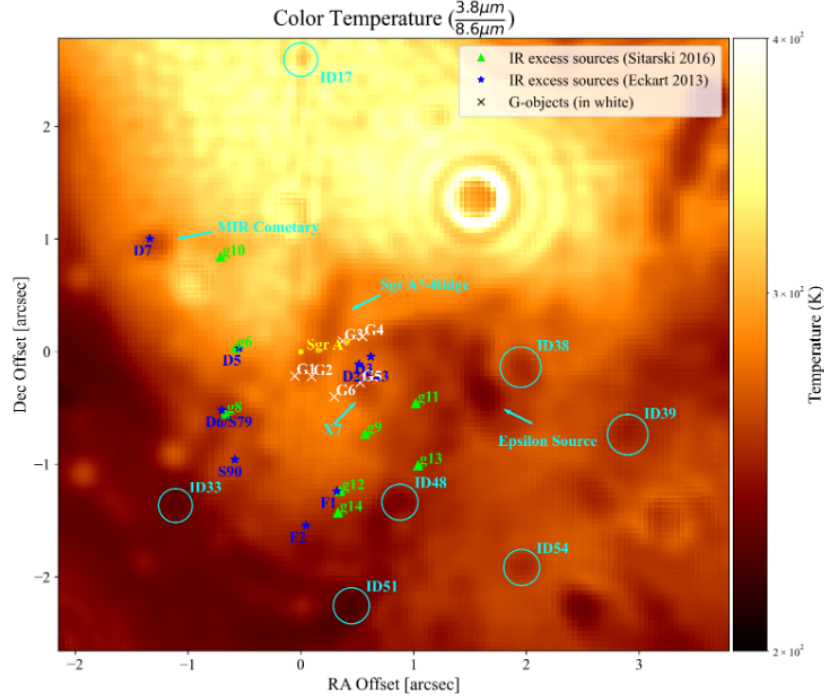


Fig. 2. Color temperature map of the Galactic Center marking the locations of G objects, infrared excess sources, and cold sources in the vicinity. Several cool sources are located outside of the portrayed area. Sgr A*-ridge might be more distant than suggested by image as it has a different position in the line of sight.²¹

possible relationship between the S stars and G objects, as it reveals additional commonalities.

These results are further confirmed by Peissker et al. (2024)²⁴, where more observations and sources are considered, and new orbits for several dusty objects are determined. The analysis of the position angles, longitudes of the ascending node, and inclinations (see Figure 4) reveal a distribution that is similar to the S stars and arranged in one disk: This disk coincides with the "red" disk proposed in Ali et al. (2020)²². These similarities support a closer connection and possible commonalities in the origin between the S stars and G objects.

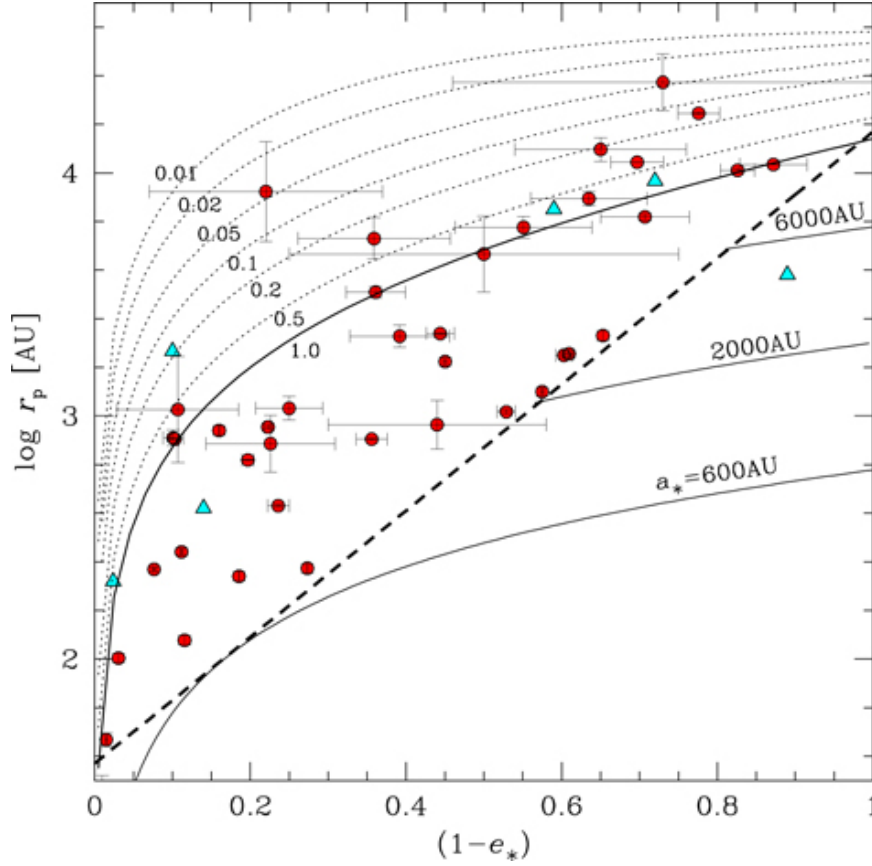


Fig. 3. Plot of pericenter distance depending on orbital eccentricity. Red points mark S stars, cyan triangles mark G sources. Dotted lines with labeled constant probability represent how likely the orbits of the S stars are determined in 20 years of observational data. The solid line shows 1.0 probability, thus all orbital parameters of stars should be possible to find. Dashed line represents the boundary below which the "Zone of Avoidance" is located.²³

4. Nature of the G Objects

The nature of the G objects has been the subject of a lot of studies as it provides valuable insights into understanding crucial aspects of the GC, such as possible star formation channels. The similarities between the S stars and G objects discussed in the previous section already provide relevant constraints to this problem. Peissker et al. (2024)²⁴ analyze data from SINFONI/VLT, NACO/VLT, and NIRC2/Keck from observations between

6

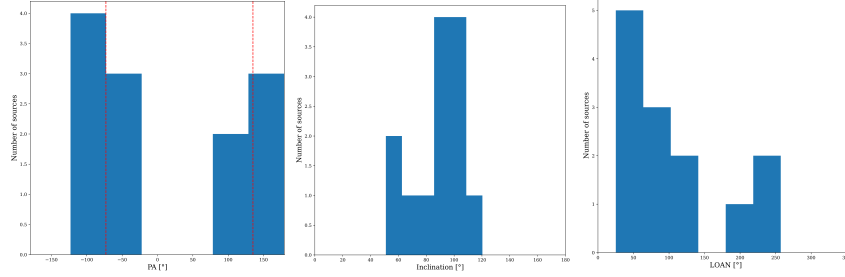


Fig. 4. From left to right: Position angle, inclination distribution, and distribution of the longitudes of the ascending node (LOAN) for the dusty sources²⁴. The position angle and LOAN show a non-randomized and bimodal distribution. The inclination shows a strong correlation to the "red disk" of the S stars^{22,24}.

2005 and 2019 to investigate the dusty sources G1, G2/DSO, D2/G3, D23, D3, D3.1, D5, D9, OS1, OS2, X7, X7.1/G5, and X8. The sources are identified in the various data sets for a multiwavelength dynamical and photometric analysis.

It should be noted that the dynamical analysis does not only show that the G sources exist within the "red" disk, but that Keplerian orbits for the considered objects can be determined (see Figure 5)²⁴. The identification of the dusty sources across the analyzed wavebands, and their movement as compact sources on Keplerian orbits make a purely dusty nature unlikely and indicates the presence of a stellar component. The similarities between the S stars and G objects could be explained by either a common formation scenario or a common channel in formation and migration.

Another relevant result of the publication is the color-color diagram of the G objects (Figure 6). The G objects show colors comparable to those of young stellar objects (YSOs). Thus, this possible YSO nature is further investigated by modelling the spectral energy distributions (SEDs) for the individual sources using the code HYPERION²⁵. The photometric data points for the dusty sources can indeed be described by Class I YSO models in all cases except for the source D9.

A more comprehensive analysis of G1 will be provided in Melamed et al. (in prep.). In this forthcoming analysis, the previous identification of G1 in the L' band will be complemented by its identification in the K band. As the K band and the ionized hydrogen correspond to temperatures that exceed a coreless gas cloud to survive throughout the epochs of observation²⁴,

this result strongly supports the model of G1 with a stellar component^{26–28}. Considering the photometric analysis, G1 as well as the other dusty sources can be interpreted as candidate YSOs.

These results provide further constraints on possible star formation scenarios in the GC and thus offer valuable insights to a better understanding the Paradox of Youth.

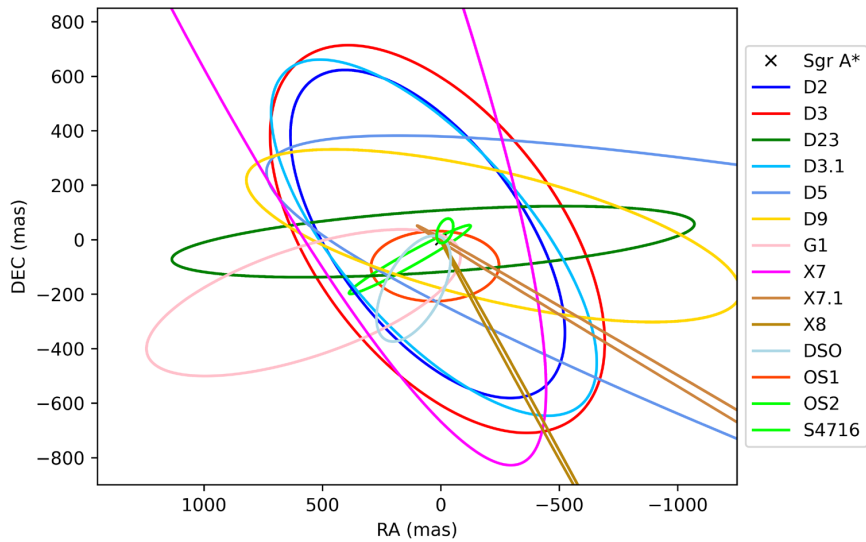


Fig. 5. Overview of the Keplerian orbits of the analyzed dusty objects. This Keplerian orbits result from the best fit solutions. Results are limited by time frame of observational data²⁴

Acknowledgements

We gratefully acknowledges the Collaborative Research Center 1601 funded by the Deutsche Forschungsgemeinschaft (DFG, German Research Foundation) – SFB 1601 [sub-project A3] - 500700252. MM is a member of the International Max Planck Research School for Astronomy and Astrophysics at the Universities of Bonn and Cologne (IMPRS) and the Bonn Cologne Graduate School (BCGS), and appreciates their support.

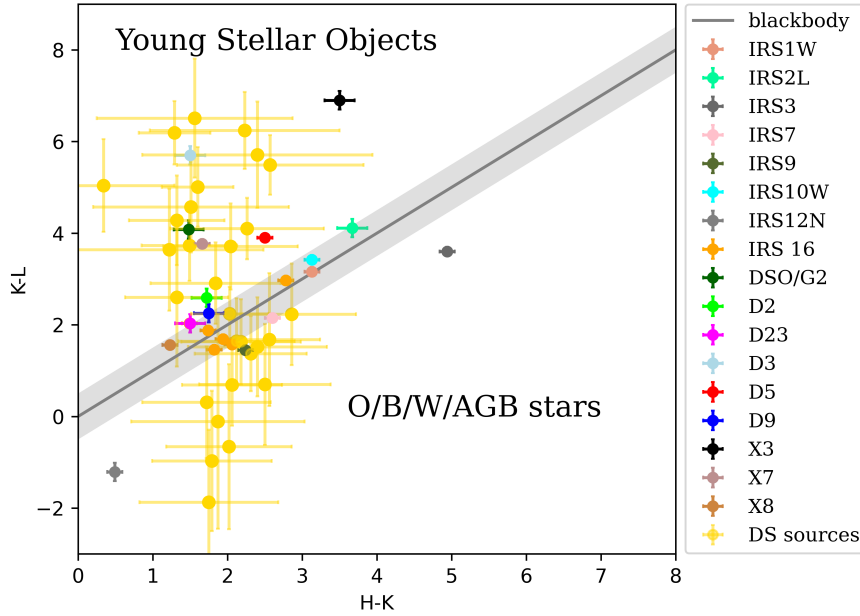


Fig. 6. Color-color diagram showing dusty sources in the Galactic Center. Dusty sources located within the S cluster marked in different colors as shown in the legend, dusty sources (DS) in IRS13 marked in gold.²⁴

References

1. A. Eckart, A. Hüttemann, C. Kiefer, S. Britzen, M. Zajaček, C. Lämmerzahl, M. Stöckler, M. Valencia-S, V. Karas and M. García-Marín, The Milky Way's Supermassive Black Hole: How Good a Case Is It?, *Foundations of Physics* **47**, 553 (May 2017).
2. M. Morris and E. Serabyn, The Galactic Center Environment, *Annual Review of Astron and Astrophys* **34**, 645 (January 1996).
3. A. Eckart, J. Moutaka, T. Viehmann, C. Straubmeier and N. Mouawad, Young Stars at the Center of the Milky Way?, *Astrophysical Journal* **602**, 760 (February 2004).
4. R. Genzel, F. Eisenhauer and S. Gillessen, The Galactic Center massive black hole and nuclear star cluster, *Reviews of Modern Physics* **82**, 3121 (Oct 2010).
5. R. Schödel, The center of the Milky Way (November 2011).
6. O. Pfuhl, T. K. Fritz, M. Zilka, H. Maness, F. Eisenhauer, R. Genzel, S. Gillessen, T. Ott, K. Dodds-Eden and A. Sternberg, The Star For-

- mation History of the Milky Way's Nuclear Star Cluster, *Astrophysical Journal* **741**, p. 108 (November 2011).
7. R. Schödel, F. Nogueras-Lara, E. Gallego-Cano, B. Shahzamanian, A. T. Gallego-Calvente and A. Gardini, The Milky Way's nuclear star cluster: Old, metal-rich, and cuspy. Structure and star formation history from deep imaging, *Astronomy and Astrophysics* **641**, p. A102 (September 2020).
 8. F. Peißker, M. Zajaček, N. B. Sabha, M. Tsuboi, J. Moultaqa, L. Labadie, A. Eckart, V. Karas, L. Steiniger, M. Subroweit, A. Suresh, M. Melamed and Y. Clénet, X3: A High-mass Young Stellar Object Close to the Supermassive Black Hole Sgr A*, *Astrophysical Journal* **944**, p. 231 (February 2023).
 9. F. Peißker, M. Zajaček, M. Labaj, L. Thomkins, A. Elbe, A. Eckart, L. Labadie, V. Karas, N. B. Sabha, L. Steiniger and M. Melamed, The Evaporating Massive Embedded Stellar Cluster IRS 13 Close to Sgr A*. II. Kinematic Structure, *Astrophysical Journal* **970**, p. 74 (July 2024).
 10. A. M. Ghez, G. Duchêne, K. Matthews, S. D. Hornstein, A. Tanner, J. Larkin, M. Morris, E. E. Becklin, S. Salim, T. Kremenek, D. Thompson, B. T. Soifer, G. Neugebauer and I. McLean, The First Measurement of Spectral Lines in a Short-Period Star Bound to the Galaxy's Central Black Hole: A Paradox of Youth, *Astrophysical Journal, Letters* **586**, L127 (April 2003).
 11. S. Gillessen, R. Genzel, T. K. Fritz, E. Quataert, C. Alig, A. Burkert, J. Cuadra, F. Eisenhauer, O. Pfuhl, K. Dodds-Eden, C. F. Gammie and T. Ott, A gas cloud on its way towards the supermassive black hole at the Galactic Centre, *Nature* **481**, 51 (January 2012).
 12. A. Burkert, M. Schartmann, C. Alig, S. Gillessen, R. Genzel, T. K. Fritz and F. Eisenhauer, Physics of the Galactic Center Cloud G2, on Its Way toward the Supermassive Black Hole, *Astrophysical Journal* **750**, p. 58 (May 2012).
 13. R. A. Murray-Clay and A. Loeb, Disruption of a proto-planetary disc by the black hole at the milky way centre, *Nature Communications* **3**, p. 1049 (September 2012).
 14. A. Eckart, K. Mužić, S. Yazici, N. Sabha, B. Shahzamanian, G. Witzel, L. Moser, M. Garcia-Marin, M. Valencia-S., B. Jalali, M. Bremer, C. Straubmeier, C. Rauch, R. Buchholz, D. Kunneriath and J. Moultaqa, Near-infrared proper motions and spectroscopy of infrared excess sources at the Galactic center, *Astronomy and Astrophysics* **551**, p.

- A18 (March 2013).
15. B. Jalali, F. I. Pelupessy, A. Eckart, S. Portegies Zwart, N. Sabha, A. Borkar, J. Moultaqa, K. Mužić and L. Moser, Star formation in the vicinity of nuclear black holes: young stellar objects close to Sgr A*, *Monthly Notices of the RAS* **444**, 1205 (October 2014).
 16. M. Zajaček, V. Karas and A. Eckart, Dust-enshrouded star near supermassive black hole: predictions for high-eccentricity passages near low-luminosity galactic nuclei, *Astronomy and Astrophysics* **565**, p. A17 (May 2014).
 17. M. Valencia-S., A. Eckart, M. Zajaček, F. Peißker, M. Parsa, N. Grosso, E. Mossoux, D. Porquet, B. Jalali, V. Karas, S. Yazici, B. Shahzamanian, N. Sabha, R. Saalfeld, S. Smajic, R. Grellmann, L. Moser, M. Horrobin, A. Borkar, M. García-Marín, M. Dovčiak, D. Kunneriath, G. D. Karssen, M. Bursa, C. Straubmeier and H. Bushouse, Monitoring the Dusty S-cluster Object (DSO/G2) on its Orbit toward the Galactic Center Black Hole, *Astrophysical Journal* **800**, p. 125 (February 2015).
 18. P. M. Plewa, S. Gillessen, O. Pfuhl, F. Eisenhauer, R. Genzel, A. Burkert, J. Dexter, M. Habibi, E. George, T. Ott, I. Waisberg and S. von Fellenberg, The Post-pericenter Evolution of the Galactic Center Source G2, *Astrophysical Journal* **840**, p. 50 (May 2017).
 19. A. Ciurlo, R. D. Campbell, M. R. Morris, T. Do, A. M. Ghez, A. Hees, B. N. Sitarski, K. Kosmo O’Neil, D. S. Chu, G. D. Martinez, S. Naoz and A. P. Stephan, A population of dust-enshrouded objects orbiting the Galactic black hole, *Nature* **577**, 337 (January 2020).
 20. F. Peißker, M. Zajaček, A. Eckart, B. Ali, V. Karas, N. B. Sabha, R. Grellmann, L. Labadie and B. Shahzamanian, The Apparent Tail of the Galactic Center Object G2/DSO, *Astrophysical Journal* **923**, p. 69 (December 2021).
 21. C. K. Dinh, A. Ciurlo, M. R. Morris, R. Schödel, A. Ghez and T. Do, High-resolution, Mid-infrared Color Temperature Mapping of the Central 100pc of the Galaxy, *Astronomical Journal* **167**, p. 41 (January 2024).
 22. B. Ali, D. Paul, A. Eckart, M. Parsa, M. Zajaček, F. Peißker, M. Subroweit, M. Valencia-S., L. Thomkins and G. Witzel, Kinematic Structure of the Galactic Center S Cluster, *Astrophysical Journal* **896**, p. 100 (June 2020).
 23. A. Burkert, S. Gillessen, D. N. C. Lin, X. Zheng, P. Schoeller, F. Eisenhauer and R. Genzel, The Orbital Structure and Selection Effects of the Galactic Center S-star Cluster, *Astrophysical Journal* **962**, p. 81

- (February 2024).
24. F. Peißker, M. Zajaček, M. Melamed, B. Ali, M. Singhal, T. Dassel, A. Eckart and V. Karas, Candidate young stellar objects in the S-cluster: Kinematic analysis of a subpopulation of the low-mass G objects close to Sgr A*, *Astronomy and Astrophysics* **686**, p. A235 (June 2024).
 25. T. P. Robitaille, HYPERION: an open-source parallelized three-dimensional dust continuum radiative transfer code, *Astronomy and Astrophysics* **536**, p. A79 (December 2011).
 26. B. Shahzamanian, A. Eckart, M. Zajaček, M. Valencia-S., N. Sabha, L. Moser, M. Parsa, F. Peissker and C. Straubmeier, Polarized near-infrared light of the Dusty S-cluster Object (DSO/G2) at the Galactic center, *Astronomy and Astrophysics* **593**, p. A131 (October 2016).
 27. G. Witzel, B. N. Sitarski, A. M. Ghez, M. R. Morris, A. Hees, T. Do, J. R. Lu, S. Naoz, A. Boehle, G. Martinez, S. Chappell, R. Schödel, L. Meyer, S. Yelda, E. E. Becklin and K. Matthews, The Post-periastron Evolution of Galactic Center Source G1: The Second Case of a Resolved Tidal Interaction with a Supermassive Black Hole, *Astrophysical Journal* **847**, p. 80 (September 2017).
 28. M. Zajaček, S. Britzen, A. Eckart, B. Shahzamanian, G. Busch, V. Karas, M. Parsa, F. Peissker, M. Dovčiak, M. Subroweit, F. Dinnbier and J. A. Zensus, Nature of the Galactic centre NIR-excess sources. I. What can we learn from the continuum observations of the DSO/G2 source?, *Astronomy and Astrophysics* **602**, p. A121 (June 2017).