

Africanus I. Scalable, distributed and efficient radio data processing with Dask-MS and Codex Africanus

S. J. Perkins^a, J. S. Kenyon^b, L. A. L. Andati^b, H. L. Bester^{a,b}, O. M. Smirnov^{b,a,c}, B. V. Hugo^{a,b}

^aSouth African radio astronomy Observatory (SARAO), Cape Town, WC, South Africa

^bCentre for radio astronomy Techniques & Technologies (RATT), Department of Physics and Electronics, Rhodes University, Makhanda, EC, South Africa

^cInstitute for Radioastronomy, National Institute of Astrophysics (INAF IRA), Bologna, Italy

Abstract

The physical configuration of new radio interferometers such as MeerKAT, SKA, ngVLA and DSA-2000 informs the development of software in two important areas. Firstly, tractably processing the sheer quantity of data produced by new instruments necessitates subdivision and processing on multiple nodes. Secondly, the sensitivity inherent in modern instruments due to improved engineering practices and greater data quantities necessitates the development of new techniques to capitalise on the enhanced sensitivity of modern interferometers.

This produces a critical tension in radio astronomy software development: a fully optimised pipeline is desirable for producing science products in a tractable amount of time, but the design requirements for such a pipeline are unlikely to be understood upfront in the context of artefacts unveiled by greater instrument sensitivity. Therefore, new techniques must continuously be developed to address these artefacts and integrated into a full pipeline. As Knuth reminds us, “Premature optimisation is the root of all evil”. This necessitates a fundamental trade-off between a trifecta of (1) performant code (2) flexibility and (3) ease-of-development. At one end of the spectrum, rigid design requirements are unlikely to capture the full scope of the problem, while throw-away research code is unsuitable for production use.

This work proposes a framework for the development of radio astronomy techniques within the above trifecta. In doing so, we favour flexibility and ease-of-development over performance, but this does not necessarily mean that the software developed within this framework is slow. Practically this translates to using data formats and software from the Open Source Community. For example, by using NUMPY arrays and/or PANDAS dataframes, a plethora of algorithms immediately become available to the scientific developer.

Focusing on performance, the breakdown of Moore’s Law in the 2010s and the resultant growth of both multi-core and distributed (including cloud) computing, a fundamental shift in the writing of radio astronomy algorithms and the storage of data is required: It is necessary to *shard* data over multiple processors and compute nodes, and to write algorithms that operate on these shards in parallel. The growth in data volumes compounds this requirement. Given the fundamental shift in compute architecture we believe this is central to the performance of any framework going forward, and is given especial emphasis in this one.

This paper describes two Python libraries, DASK-MS and CODEX AFRICANUS which enable the development of distributed High-Performance radio astronomy code with DASK. DASK is a lightweight Python parallelisation and distribution framework that seamlessly integrates with the PYDATA ecosystem to address radio astronomy “Big Data” challenges.

Keywords: standards, techniques, interferometric, Computer systems organization, Pipeline computing, Software and its engineering: Data flow architectures, Software and its engineering: Cloud computing, Software and its engineering: Interoperability, Software and its engineering: Scheduling, Software and its engineering: Distributed systems organizing principles, Software and its engineering: Multithreading

1. Introduction

The new generation of “SKA precursor” radio telescopes such as MeerKAT (Jonas and MeerKAT Team, 2016), LOFAR (van Haarlem et al., 2013) and ASKAP (Hotan et al., 2021), as well as the ongoing development of SKA Phase 1 (Schilizzi et al., 2008), ngVLA (Di Francesco et al., 2019) and DSA-2000 (Hallinan et al., 2019) has spurred active research into new radio astronomy data processing algorithms and techniques

which can take full advantage of the revolutionary capabilities of such instruments. At the same time, the sheer volume of data produced by these observatories requires highly parallel and distributed processing. This has produced a critical tension in radio astronomy software development. On the one hand, fully optimised, distributed software pipeline implementations are desirable for producing science products in a tractable amount of time. On the other hand, the design requirements and underlying algorithms for such pipelines represent a continuously moving target. This has created a landscape where “research software”, developed rapidly by relatively small teams, needs

Email address: simon.perkins@gmail.com (S. J. Perkins)

to be performant enough to cope with full-scale precursor data in order for new algorithms to be fully validated. Conversely, sufficiently performant “research software” can sometimes see uptake into operational pipelines, in preference to a fully optimized reimplementation that may be obsoleted by newer “research software” before it is complete. It is telling, for example, that the LOFAR MSSS pipeline (Chyż y et al., 2018) is built around the DDFACET/KILLMS (Tasse et al., 2018) packages – a classic case of the uptake of “research software” that was not even yet conceptualized algorithmically at the time of LOFAR’s official inauguration in 2010.

The breakdown of Moore’s law and the growth of multi-processing and distributed computing: In the 2010s, due to a combination of physics and economics, it became difficult for chip manufacturers to continue extracting performance gains by increasing both transistors counts and clock speeds of individual processors (Alted, 2010). To remain competitive, manufacturers began placing multiple processors on a single die, leading to the current era of multi-core processors, most notably GPU’s whose architecture is predicated on many cores executing Single Instructions on Multiple Data (SIMD). Thus, to efficiently use a modern CPU, algorithms must be *sharded* over its processors, and distributed computing extends this concept further by *sharding* algorithms over multiple nodes in a compute cluster. Sharding, therefore, is critical to the development of modern, performant, distributed algorithms and file systems. Unfortunately, both AIPS (Greisen, 1990) and CASA (McMullin et al., 2007) were developed well-before or just on the cusp of this change in architecture. For this reason, we argue that a new generation of radio astronomy software is required that takes these changes in computer architecture and distributed computing paradigms into account from the outset. Fortunately, we believe that it is still possible to incorporate many of the excellent design decisions made by these earlier ecosystems.

The Python ecosystem: “Research software” necessitates a fundamental trade-off between a trifecta of (1) reasonably performant code, (2) flexibility and (3) ease-of-development. The Python language, and the surrounding software ecosystem, has filled a similar niche in the Big Data/ML space. The so-called PYDATA community (which, we should note, is much bigger than the radio astronomy software community) is driving very rapid development of novel Python-based software technologies, which has allowed for HPC-scale implementations of tools with performance comparable to that of traditional (e.g. C/C++ MPI) handcrafted HPC code, while retaining the development agility of a high-level interpreted language.

Python has also seen widespread adoption in radio astronomy. Initially, it filled the role of a high-level scripting language in packages such as MEQTREES (Noordam and Smirnov, 2012), CASA (McMullin et al., 2007) and Parseltongue (Kettenis et al., 2006). The emergence of high-performance numerical libraries (NUMPY/SCIPLY) and the ASTROPY Project (Astropy Collaboration et al., 2022) drove the use of Python in radio data *analysis*, particularly in the space of data products, which tend to be smaller in volume than the raw data that *reduction* software deals with. The multiprocessing and concurrent.futures modules of the Python Standard Li-

brary (PSL) allowed it to exploit multi-core parallelism efficiently. This has ultimately enabled the development of fully (or nearly fully) Pythonic calibration and imaging packages such as CUBICAL (Kenyon et al., 2018) and the above-mentioned DDFACET/KILLMS suite, which lie squarely in the data reduction space, and provide sufficient performance to successfully deal with raw precursor data. However, up to now radio astronomy has been slow to leverage the software technologies coming out of the PYDATA community, and to take advantage of the technical innovation therein. This series of papers, and the software packages underpinning them, aims to change that.

In particular, this approach is inspired by the **Pangeo** project (Abernathy et al., 2017) which pioneered the processing of large quantities of climate data using the PYDATA ecosystem on the cloud. Pangeo climate data is stored as ZARR (Abernathy et al., 2018) arrays on cloud object stores such as Google Cloud Platform and Amazon S3. This data is exposed to the developers as XARRAY (Hamman and Hoyer, 2017) datasets of DASK (Dask Development Team, 2016) arrays which are then distributed and processed in parallel across multiple cloud instances.

Formats and Interfaces: One of the core features contributing to the success of NUMPY, SCIPLY and PANDAS is the creation of standardised formats and interfaces on which a wide range of algorithms can operate, namely the multi-dimensional NUMPY and cuDF arrays as well as the PANDAS dataframe. As they are well-defined, their contents are easily exposed to other programming languages, most notably C/C++ extensions. Easily accessible formats and interfaces make it possible to quickly link algorithms together. They also enable for conversion between other formats, enabling rapid development crucial to testing out ideas and algorithms.

Interestingly, the formats central to the radio data ecosystem, FITS (Wells et al., 1981) and the CASA Table Data System (CTDS) (van Diepen, 2015), roughly correspond to NUMPY arrays and PANDAS dataframes, respectively. The CTDS-based Measurement Set exhaustively specifies the format for observational data, especially visibilities, the complex-valued correlated power between pairs of radio receivers. However, both FITS and CTDS were implemented prior to the advent of modern distributed and cloud computing, and do not cleanly implement distributed file locking, or multi-threaded access. Fortunately, both the FITS and CTDS specifications map easily onto contemporary cloud-native formats such as ZARR(Abernathy et al., 2018) and APACHE ARROW(Apache Software Foundation., 2019). These formats offer support for multiple, multi-threaded readers and writers which is largely achieved by subdividing data into separate files, thereby avoiding lock contention on single, monolithic files. Additionally, the aforementioned formats and implementations are used, supported and maintained by multiple, well-resourced organisations.

Containerization: Another pertinent development in computing is the emergence of container technology, beginning with the widespread adoption of DOCKER¹, with other container

¹<https://docker.com>

engines (SINGULARITY, PODMAN) also gaining popularity. A container is essentially a “virtual machine lite”, wrapping and isolating (for example) an application complete with its dependencies, down to the operating system level. Container *images* can be deployed and instantiated across a variety of computing environments. This provides the ability to ship and execute software in a platform-independent way, largely taking away the “dependency hell” and version conflict problem that used to arise when attempting to install a diverse set of software packages on a single platform. Containerization is particularly well-suited to research software, which, by its nature, often tends to rely on a tangled web of dependency libraries with specific versioning requirements. Containers are gaining popularity in radio astronomy, with efforts such as STIMELA² (Makhathini, 2018) and the KERN suite³ (Molenaar, 2021) providing sets of container images for popular radio astronomy packages. Paper IV in this series (Smirnov et al., 2024) presents STIMELA2, a new-generation workflow management framework to which containerization is central.

Cloud computing: Sometimes referred to as *commodity compute*, cloud computing supports the provision of a generic set of computing services over the internet. Commercial cloud providers such as Amazon, Google and Microsoft host large-scale data centers that provide on-demand computing and storage in the form of virtual machines (e.g. Amazon EC2), storage endpoints (e.g. Amazon S3), and various application-specific services such as database servers. Academic HPC centres are also experimenting with providing some of their resources as cloud-type services. Basic economy-of-scale arguments suggest that, in an ideal world, the unit cost of compute and storage from a huge vendor such as Amazon and Google must be cheaper than deploying on-premises hardware for all but the largest organizations. Practicalities such as data transfer and the fact that even idle cloud resources incur billing mean that these cost advantages can be non-trivial to realize, particularly in the research software space. However, the Rubin Observatory (LSST), a 100 PB-scale project, has deployed its Science Data Platform on Google Cloud (O’Mullane et al., 2023). In the radio astronomy world, several efforts (Toomey et al., 2017; Sabater et al., 2017; Byrne and Jacobs, 2021; Dodson et al., 2016, 2022) have demonstrated use of the cloud for some project-specific data reduction. However, efficiently deploying generic radio astronomy pipelines in the cloud remains an elusive goal.

A notable development at the intersection of containerization and cloud computing is the emergence of container cluster technology such as Kubernetes (a.k.a K8s). A K8s cluster provides compute resources in the form of container *pods* that the K8s scheduler maps to available compute infrastructure (which can be anything from a single compute node, to an on-premises cluster, to virtual machine instances in the cloud). Later in the series we show how our work leverages K8s to take an important step towards the above-mentioned elusive goal.

About the series: Paper I presents the DASK-MS⁴ and CODEX AFRICANUS⁵ packages, which provide both the data access layer and the fundamental building blocks for a new generation of highly parallel, scalable and distributed data reduction and analysis packages that can run on a range of architectures, from an end-user’s laptop, to “bare metal” HPC nodes, to cloud infrastructure such as AWS. Some of these smaller packages are covered in this paper. Two of the larger (and algorithmically novel) applications, QUARTICAL⁶ (calibration suite) and PFB-IMAGING⁷ (imager), are described in separate Papers II and III. Collectively, this software suite provides all the components for a complete calibration and imaging pipeline. Paper IV deals with the STIMELA2 workflow management framework that supports the implementation of such pipelines, and allows their deployment either “natively” (i.e. on a single local compute node), across a Slurm cluster, or on a K8s cluster, which can be either local, or hosted in the cloud. Upcoming work will focus on the deployment of such a pipeline on the AWS cloud, and describe efficient solutions for remote visualization of data products and other pipeline outputs.

2. Background

AIPS and CASA: Broadly speaking, two generations of radio astronomy software exist, The Astronomical Image Processing System (AIPS) (Greisen, 1990) was developed in the late 1970’s, and Common Astronomy Software Applications (CASA) (McMullin et al., 2007) in the late 1990’s. Other suites exist and are extensively documented in (Molenaar, 2021), but the above two are important because they are the most widely used and also because they both established commonly used formats: the Flexible Image Transport System (FITS) (Wells et al., 1981) and the CASA Table Data System (CTDS) (van Diepen, 2015)⁸. These formats have played the crucial role of a *lingua franca* in the world of radio astronomy by allowing different software packages to communicate with each other. The FITS format describes a series of multi-dimensional binary arrays and their associated metadata, and can be used to store both the visibility and image data on-disk. FITS Extensions allow the storage of related data such as Spectral Window information in sub-tables. The simplicity of FITS is a great strength, and the NUMPY array we describe later is a similarly simple construct. For this reason, it is loved by astronomers. Due to the amount of data produced by newer instruments, FITS files became inappropriate for storing large quantities of visibilities (Molenaar, 2021) and work began on defining *Measurement Sets* based on the CTDS (van Diepen, 2015). The Measurement Set specification (Kemball and Wieringa, 2000) exhaustively describes observational data produced by many different types of radio

²<https://github.com/ratt-ru/Stimela>

³<https://kernsuite.info>

⁴<https://github.com/ratt-ru/dask-ms>

⁵<https://github.com/ratt-ru/codex-africanus>

⁶<https://github.com/ratt-ru/QuartiCal>

⁷<https://github.com/ratt-ru/pfb-clean>

⁸Strictly speaking, AIPS did not establish the FITS standard per se, but rather established the adoption of this standard in radio astronomy. CASA did establish CTDS from the ground up, via its precursor package AIPS++.

interferometers. However, the CTDS was implemented before the era of multi-core, distributed computing and has characteristics that do not fit well with this paradigm:

1. Multi-threaded access to the CTDS was never implemented.
2. Columns are stored in monolithic files which, strictly speaking, should be locked when accessed by multiple readers/writers. However, in distributed settings, this is worked around by disabling locking and requiring software to not create data races, *by convention*.
3. The CTDS does not support ACID (atomicity, consistency, isolation, durability) properties. It is possible to inadvertently corrupt CASA Tables during application failure, losing all progress and requiring restarting reductions from scratch.
4. It has a POSIX implementation which is incompatible with the cheaper object stores of cloud-native storage systems like AWS S3.

Strong and Weak scaling: Radio astronomy is fundamentally a big data problem and as such, it is amenable to horizontal scaling. Amdahl’s Law (Amdahl, 1967) and Gustafson’s Gustafson (1990) Law are two fundamental principles used to analyze and predict the performance of parallel computing systems in the context of strong and weak scaling. Both laws offer insights into how much speedup can be achieved by parallelizing a computational problem and how well the system can handle an increasing workload.

Amdahl’s Law focuses on improving the performance of a fixed problem size by parallelizing a portion of the computation. The law provides a theoretical speedup limit for parallel processing. It is expressed as:

$$\text{SPEEDUP}(N) = \frac{1}{(1 - P) + \frac{P}{N}} \quad (1)$$

Where $\text{SPEEDUP}(N)$ is the improvement in execution time achieved by parallelizing the computation. P is the fraction of the program that can be parallelized (ranging from 0 to 1) and N is the number of processors (computational units) used for parallel execution.

The speedup is limited by the sequential part of the computation ($1 - P$). As the number of processors increases, the impact of the non-parallelizable portion becomes more pronounced. To achieve significant speedup, the parallelizable portion of the problem (P) must be maximized.

Instead of keeping the problem size fixed, Gustafson’s Law focuses on scaling the workload proportionally to the number of processors. It addresses the idea that larger problems may contain more parallelizable portions and that parallel systems should handle increasing workloads efficiently. The law is expressed as:

$$\text{SPEEDUP}(N) = N + S \times (1 - N) \quad (2)$$

Where $\text{SPEEDUP}(N)$ is the improvement in execution time achieved by parallelizing the computation, N is the number of

processors and S is the fraction of time spent on the serial portion of the programme.

In contrast to Amdahl’s Law, Gustafson’s Law suggests that larger problems tend to have a higher percentage of parallelizable work, which can lead to better scaling with more processors. As the number of processors increases, the sequential part of the problem becomes less significant, and the system can efficiently handle larger workloads. In summary, Amdahl’s Law emphasizes the importance of optimizing the parallelizable portion of a problem to achieve speedup, while Gustafson’s Law highlights the potential benefits of scaling the workload proportionally with the number of processors to handle larger problems efficiently. Both laws provide valuable insights into the performance characteristics of parallel computing systems and help guide the design and optimization of parallel algorithms and architectures.

The PyDATA ecosystem: Python’s ease-of-development has contributed to its popularity in the scientific community. In particular, NUMFOCUS, a non-profit organisation promoting open practices in research and scientific computing, has been established through corporate sponsorship from entities such as Google and NVIDIA. NUMFOCUS has sponsored the continued development of many open-source libraries, including NUMPY (Harris et al., 2020), SciPY (Virtanen et al., 2020), PANDAS (Wes McKinney, 2010), and, in the case of astronomy, the convenient ASTROPY (Astropy Collaboration et al., 2022). These libraries make it easy for scientific developers to rapidly write code, as well as publish it and make it available to other developers.

The NUMPY multi-dimensional array (ndarray), and the PANDAS dataframe are core data structures on which a wide variety of algorithms are built. These data structures and algorithms are implemented as C/C++ extensions, but are exposed as Python objects, allowing scientific programmers to easily manipulate them. NUMPY arrays are, simply, memory buffers with associated dimension metadata, while PANDAS dataframes collate several ndarrays that share a primary “row” index, or coordinate. This has resulted in large organisations writing extensive Open Source frameworks for use by the wider community. Examples of this include TENSORFLOW and PYTORCH written by Google and Meta, respectively. Even though much of the performant code is written in C++, familiar Python interfaces are provided which ingest and consume NUMPY arrays.

Python’s ease-of-development and flexibility involves trade-offs. It is a dynamically typed, interpreted language whose standard CPython interpreter only allows a single thread to interpret Python byte code at a time. Interpreted languages are several orders of magnitude slower than languages compiled directly to machine code. Also, to interpret Python byte code, threads must acquire the global interpreter lock (GIL), severely limiting Python’s multi-threading capabilities. Attempts to remove or work-around the GIL have proliferated within the Python community. Recent attempts include PEP 554⁹, and the “nogil” project¹⁰ started by a PyTORCH developer. Applications can also

⁹<https://peps.python.org/pep-0554>

¹⁰<https://github.com/colesbury/nogil>

use multiple processes, each running their own Python interpreter, but there are either (1) serialisation overheads for inter-process communication or (2) implementation and configuration nuances inherent in the use of POSIX shared memory systems.

NUMBA: Other strategies for avoiding the GIL involve writing C/C++ extensions, but these require scientists to learn and write code in complex, unforgiving languages. An exciting compromise is the NUMBA (Lam et al., 2015) project, which just-in-time (JIT) compiles functions written in a subset of Python and NUMPY into machine code with performance comparable to C/C++. It is also possible to write NVIDIA CUDA kernels in NUMBA to exploit high performance GPU targets. This performance is obtained because NUMBA (along with the Rust and Clang C++ compilers) uses the LLVM compiler framework to emit machine code. When a NUMBA decorated Python function is called, it is dispatched to an implementation unique to the supplied argument types and JIT compiled. This *multiple dispatch* mechanism also works in conjunction with simple literal arguments (integers, floats and strings). Given that JIT'd functions can call other JIT'd functions, multiple dispatch provides an extraordinary degree of flexibility when composing performant computation kernels from individual components. Julia (Bezanson et al., 2017) has this capability built in at the language level, but similar flexibility and performance would likely only be achievable in C++ via the use of template metaprogramming (and the associated compiled template bloat).

JIT'd functions are cacheable by argument types to prevent needless compilation on multiple calls, and cached functions persist between application runs. Additionally, since functions are JIT'd, there is no need to package binary wheels for a wide range of computer architectures, easing the burden of package maintenance. NUMBA can of course compile functions that ingest and use NUMPY arrays, as well as most Python primitive types. Finally, because it executes machine code, NUMBA functions can drop the GIL, allowing other threads to interpret Python byte code (or run other machine code) while it executes. This works well in a radio astronomy data reduction environment where NUMBA functions can spend several seconds processing a portion of the data.

Jax (Bradbury et al., 2018) is a Machine-Learning framework that uses the XLA compiler (OpenXLA Contributors, 2024) to JIT compile NUMPY code to CPU, GPU and Tensor Processing Unit (TPU) architectures. It also supports automatic differentiation (autodiff), auto-vectorisation and parallel programming. As such it provides a convenient mechanism for writing code that can easily take advantage of accelerators. One idiosyncrasy of XLA is that it JIT-compiles a function for every different shape of the input tensor arguments as this allows it to optimally tile data so that it can fit optimally into processor caches. For data whose shape varies, this can result in spending more time JIT-compiling, or padding data. Jax arrays are immutable, so algorithms that modify data in-place are not supported. This means that functions written in Jax can use more memory than those written in C++ or NUMBA, for example. Additionally, it is a heavy dependency, requiring 500MB of disk space for a

```
a = 1          dsk = {'a': 1,
b = 2          'b': 2,
c = a + b     'c': (sum, ['a', 'b'])},
d = b + 1     'd': (sum, ['b', 1]),
e = c * d     'e': (mul, 'c', 'd')}
assert e == 9  assert dask.get(dsk, "e") == 9
```

Listing 1: A piece of code written imperatively, and as a low-level DASK graph.

Python 3.10 x86_64 install on Ubuntu 22.04.

Dataflow programming. Radio astronomy is inherently a Big Data problem, requiring tools to conveniently and efficiently exploit multiple processors and cluster nodes. Dataflow programming (Dennis, 1974; Dennis and Misunas, 1974; Rodrigues and Rodriguez Bezos, 1969) is a programming paradigm where programs are modelled as graphs through which data flows. Each node represents a task that (a) ingests data from other nodes linked by a graph edge (b) transforms it and (c) outputs data for consumption by other nodes. Compilers use these structures to represent program structure and flow, and thereby assign variables to scarce but fast registers.

MEQTREES (Noordam and Smirnov, 2012) pioneered dataflow programming within radio astronomy, but the style has seen a general resurgence during the 2010s. This can be attributed to a couple of factors. Firstly, new machine learning frameworks such as TENSORFLOW and PYTORCH need to minimise loss functions and it is efficient to evaluate function gradients via back-propagation on dataflow graphs. Secondly, it provides a safe, convenient and functional style for writing multi-process programs that are now required to fully exploit contemporary multi-core processors. It is difficult, even for experienced developers, to write correct multi-process code free from race-conditions and deadlocks in an imperative style. By contrast, representing a program as a graph allows task dependencies to be inferred. Consequently, tasks can be independently scheduled on multiple processors, eliminating the need for writing complex multi-process code. This necessarily delegates responsibility for program control flow and task placement from the developer to a scheduler.

DASK (Dask Development Team, 2016) is a Python PYDATA dataflow library for parallel and distributed computing. Low-level DASK graphs are represented as Python dictionaries where each key is a unique node identifier as shown in Listing 1 The associated value can be either a literal or a task where the latter is defined by a tuple with a callable function as the first element. Subsequent elements contain arguments represented as literals, or the node identifiers of dependencies.

The simplicity of this definition supports strong integration with other PYDATA ecosystem packages, especially NUMPY and PANDAS. However, instead of requiring a developer to manually construct a graph, DASK provides useful *Collections* that simplify this process. Most notably, DASK arrays and dataframes which have similar semantics to their NUMPY and PANDAS counterparts. These collections present the scientific programmer

```

dsk = {
    ("A-a53d", 0, 0): (np.ones, (100, 50)),
    ("A-a53d", 0, 1): (np.ones, (100, 50)),
    ("A-a53d", 1, 0): (np.ones, (100, 50)),
    ("A-a53d", 1, 1): (np.ones, (100, 50))}
chunks = ((100, 100), (50, 50)) # per dimension
A = dask.Array("A-a53d", dsk, chunks, np.float64)
assert A.shape == tuple(map(sum, chunks))

```

Listing 2: High level DASK Array collections are formed from a low-level graph, and associated metadata in the form of a unique name, per-dimension chunks and a data type. In this example, keys have the form (name, i , j) where name is a unique name identifying the array collection, while i and j are chunk identifiers for the first and second dimension. Each key is associated with a task describing the parameters for calling `np.ones()`.

```

import dask.array as da

# Lazily construct million element dask arrays
# partitioned into 100 chunks
A = da.ones((1000, 1000),
            chunks=(100, 100),
            dtype=np.float64)
B = da.random.random((1000, 1000),
                     chunks=(100, 100))

# Lazily construct expression C
C = (A * B).sum(axis=1)
# Evaluate expression C
print(C.compute())

```

Listing 3: In the above code snippet, two DASK arrays are created and multiplied together before a summation reduction is performed on the last axis. Each chunk is associated with a graph node.

with a familiar interface for developing parallel and distributed applications, as shown in Listing 3.

Instead of strictly representing data, these collections encapsulate lightweight metadata and an associated computational graph, thereby describing *a series of operations for generating data*. Encoded in this metadata are *chunks*: a list of heterogeneous sizes that subdivide each array dimension. Each chunk is associated with a graph node and this provides the primary mechanism for expressing *data parallelism* within DASK as shown in Listing 2.

DASK Arrays are also *lazily-evaluated*: The scientific programmer can create complex expressions involving DASK arrays but no computation occurs until explicitly requested. Graph nodes unrelated to the final result are also not executed. Therefore, DASK array expressions are created with NUMPY semantics, but in practice create a graph, or program that is not executed until the result is requested. This means that DASK arrays are both *programs* and *interfaces* to other programs, supporting flexible composition of arbitrary operations.

DASK graphs can be scheduled using multi-threaded, multi-process and distributed schedulers. The first two target Python threads and processes, depending on the degree to which the executed functions hold the GIL. The distributed scheduler is more sophisticated and schedules tasks on multiple cluster nodes, enabling *horizontal scaling* of applications.

In addition to the appealing Collections interface, DASK DISTRIBUTED¹¹ supports a *Distributed Task Executor*. Developers create *Client* objects, to which a function (task) and associated arguments can be submitted for execution on a distributed cluster of workers. A *Distributed Future*, representing the result of said computation is instantaneously returned and can serve as an argument to other distributed function calls, allowing developers to iteratively compose a distributed graph. It is also possible to assign tasks to specific workers or constrain tasks to workers configured with specific resources such as GPUs. This provides low-level control, with a similar level of complexity to that of imperatively written MPI (Message Passing Interface Forum, 2023) code.

Finally, DASK provides limited support for *actors* (Hewitt et al., 1973) which are stateful distributed objects that can communicate with other distributed entities via messages.

XARRAY: The PANDAS dataframe is a tabular data structure that collates one-dimensional NUMPY arrays related by a single “row” index, or coordinate. This representation is highly convenient for data analytics. The XARRAY project (Haman and Hoyer, 2017) extends this concept by collating multi-dimensional NUMPY or DASK arrays into an XARRAY Dataset. XARRAY allows for each dimension on a DataArray object to be labelled. This provides a convenient mechanism for aligning arrays which share dimensions.

XARRAY Datasets are a convenient abstraction for representing radio astronomy data stored in the Measurement Set format, as all data is aligned along a primary row dimension, but visibility data also has secondary channel and correlation dimensions. The channel dimension could be assigned frequency

¹¹<https://distributed.dask.org>

values as coordinates, while the correlation dimension could be assigned “XX”, “XY”, “YX” and “YY” labels. They are also self-describing (Tilmes, 2011): information describing the contents of the Dataset is included in the Dataset itself. This can be seen in Listing 4, where Measurement Set data is represented as DASK arrays aggregated into an XARRAY Dataset. Additional metadata such as dimension sizes, coordinates, chunk sizes, data types and attributes describe this data.

Distributed cloud-native formats: The PYDATA ecosystem has access to highly performant file formats and implementations. Amongst other endeavours, the APACHE ARROW project (Apache Software Foundation., 2019) defines an open standard for columnar, in-memory and on-disk data that is tightly integrated with NUMPY arrays and PANDAS dataframes, partly due to the fact that the founder of APACHE ARROW also originally created the PANDAS project. This standard is implemented in multiple languages, including C++, Rust and Python, freely allowing zero-copy interchange of data between them. ARROW stores columnar data in a hierarchical directory structure containing avro, parquet or orc files. ARROW column types can be flexibly composed from a combination of primitive (int, floats, strings) and compound types (dictionaries and structures). While only one-dimensional NUMPY arrays are supported out of the box, it is possible to construct high dimensional tensors and other, more complex types through the use of Extension Types. Another important factor in favour of ARROW is the fact that it is a large ecosystem in its own right and experiencing explosive growth.

ZARR (Abernathey et al., 2018) is an in-memory and on-disk representation for groups of multi-dimensional arrays. These arrays follow the NUMPY array interface, allowing users to easily manipulate data both in-memory and on disk. It has a chunking schema similar to that of DASK where each chunk is mapped to a file on disk and, it is possible to chunk data along multiple dimensions. A hierarchical directory structure contains directories for both groups and arrays. Individual array chunks are stored in the array directories.

While the above formats can store data on POSIX file systems, they work particularly well with newer, *object storage systems*, which are designed with massive amounts of data and the attendant cost and scalability concerns in mind. At the interface level, object stores map keys to large binary objects (BLOBs). Then, by design, both ARROW and ZARR partition datasets into multiple logical objects that can be read and written independently by multiple nodes, processes or threads, reducing locking contention. As radio astronomy data sizes grow, the cheaper cost, and greater throughput and scalability of object storage will quickly outweigh the advantages of traditional file systems, to which the CTDS is currently limited. Additionally, object stores offer fine-grained performance control and cost monitoring. For example, greater S3 throughput can be provisioned for more money, and archival data can be moved to much cheaper long-term S3 Glacier storage, at the cost of a longer retrieval time. Notably, the MeerKAT archive¹² uses a Ceph object store under the hood, with data converted to CTDS

only upon export via the KATDAL (Schwardt et al., 2023) data access layer.

3. Designing a new radio astronomy software ecosystem

In the previous section, we described a compelling series of components from the PYDATA ecosystem. Here we describe the design decisions underpinning a new radio astronomy ecosystem, influenced by our trifecta of desiderata: flexibility, ease-of-development and performance.

Performance: support multi-core, distributed programming. As radio astronomy is now firmly in the Big Data regime, any future ecosystem will need to be built on distributed, multi-core architectures from the ground up, as data volumes are now simply too large for earlier architectures to tractably handle these data quantities.

Performance: use NUMBA, NUMPY, SCIPY and C/C++ Extensions. Many NUMPY and SCIPY operations drop the GIL, allowing multi-threaded applications to use multiple cores in Python. However, many operations do not have sufficient *arithmetic intensity* to fully exercise all cores: elementwise-wise arithmetic operations only perform one FLOP per element of data. Many more FLOPS/byte are needed to exercise modern CPUs (Alted, 2010). Therefore, in critical code sections, we routinely use NUMBA to greatly increase the arithmetic intensity of our algorithms. In other cases, we can rely on performant code implemented in C/C++ extensions, the *w*-griddy (Arras, Philipp et al., 2021) being a prime example.

Ease-of-development: enable non-expert software developers to develop new techniques using the PYDATA ecosystem. Both AIPS and CASA were concerted and coordinated software development efforts, well-resourced by the relevant organizations. This is in contrast to the “bazaar” development model espoused by the open source community – we can’t think of any substantial bazaar-model projects in radio astronomy. In recent times, the increased capabilities (field-of-view and sensitivity) of our new instruments have driven a lot of algorithmic innovation, as legacy algorithms are often unable to fully exploit the new science capabilities. The eventual compute requirements of many new algorithms are still poorly understood, which makes it difficult to incorporate them into a formal, top-down software engineering process. This leaves scientific software developers and astronomers with a large role to play in exploring these algorithms. However, due to the nature of their work, their primary focus is on extracting science results. To merely prove new techniques with SKA pathfinder telescopes, distributed and multi-core architectures must be taken into account, as data volumes are otherwise too large. However, scientific developers have little time to devote to low-level implementation concerns. Therefore, it is important to lower the barrier to entry for important new software technologies. The PYDATA ecosystem is the obvious choice: most scientific developers and astronomers know Python, ASTROPY, NUMPY, PANDAS and SCIPY, which provide convenient data structures and algorithms for developing new techniques, while DASK provides distributed programming tools using semantics from NUMPY and

¹²<https://archive.sarao.ac.za>

```

Dimensions:          (row: 75600, chan: 64, corr: 4, uvw: 3)
Coordinates:
  ROWID              (row) int32 dask.array<chunksize=(10000,), meta=np.ndarray>
Dimensions without coordinates: row, chan, corr, uvw
Data variables: (12/22)
  ANTENNA1           (row) int32 dask.array<chunksize=(10000,), meta=np.ndarray>
  ANTENNA2           (row) int32 dask.array<chunksize=(10000,), meta=np.ndarray>
  FEED2              (row) int32 dask.array<chunksize=(10000,), meta=np.ndarray>
  OBSERVATION_ID     (row) int32 dask.array<chunksize=(10000,), meta=np.ndarray>
  MODEL_DATA         (row, chan, corr) complex64 dask.array<chunksize=(10000, 64, 4), meta=np.ndarray>
  SIGMA              (row, corr) float32 dask.array<chunksize=(10000, 4), meta=np.ndarray>
  CORRECTED_DATA     (row, chan, corr) complex64 dask.array<chunksize=(10000, 64, 4), meta=np.ndarray>
  ...
  DATA              (row, chan, corr) complex64 dask.array<chunksize=(10000, 64, 4), meta=np.ndarray>
  INTERVAL           (row) float64 dask.array<chunksize=(10000,), meta=np.ndarray>
  EXPOSURE           (row) float64 dask.array<chunksize=(10000,), meta=np.ndarray>
  TIME               (row) float64 dask.array<chunksize=(10000,), meta=np.ndarray>
  FLAG_ROW           (row) bool dask.array<chunksize=(10000,), meta=np.ndarray>
Attributes:
  FIELD_ID:          0
  DATA_DESC_ID:    0]

```

Listing 4: An XARRAY Dataset containing DASK arrays representing Measurement Set data. Multiple dimensions are represented, most notably row, channel and correlation (row, chan, corr). Separate arrays are aligned along these coordinates.

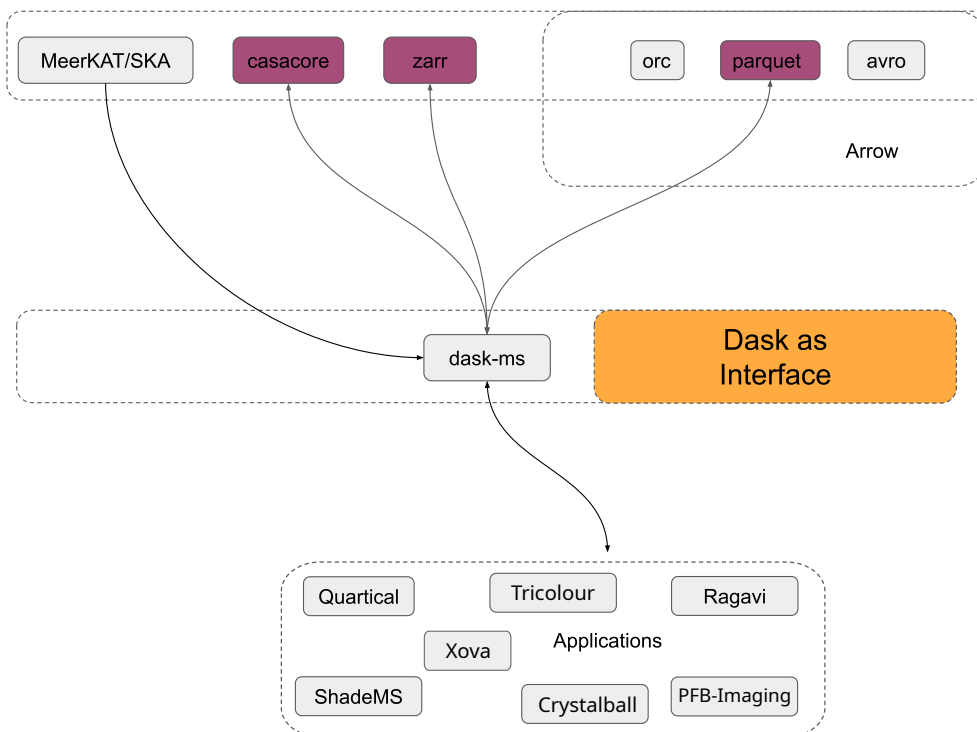


Figure 1: dask-ms serves as a Data Access Layer mediating between various data sources and applications.

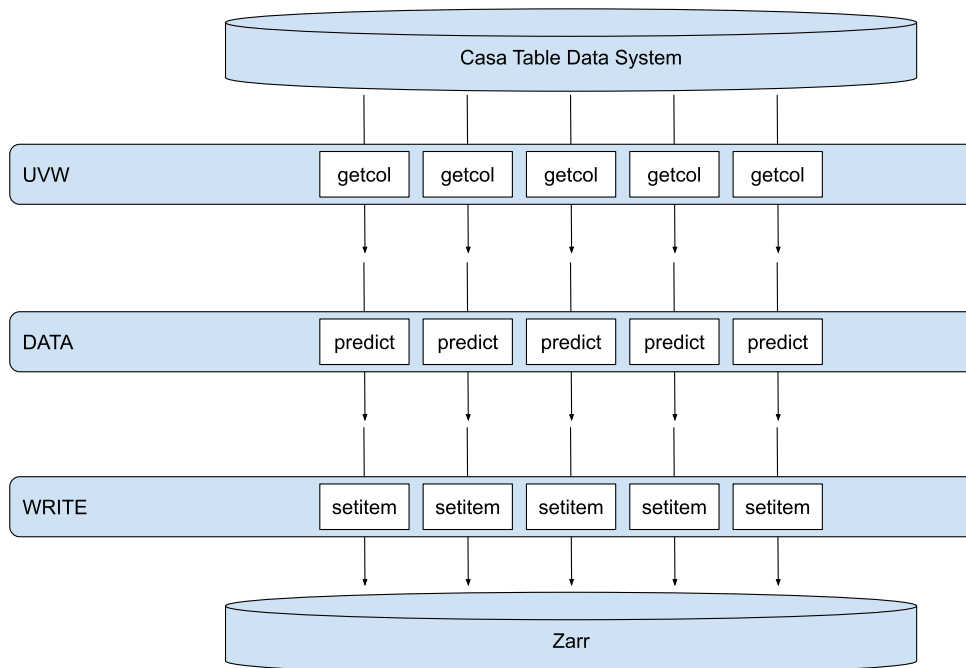


Figure 2: Extract, transform, load (ETL) achieved using Dask arrays. UVW, DATA and WRITE are Dask arrays that strictly represent *loads*, *transformations* and *extracts* of data, rather than data per se. Here, the UVW array actually represents five *getcol* functions that extract separate chunks of UVW coordinates. The DATA array transforms UVW *getcol* outputs by passing them into individual *predict* functions to produce visibilities. Finally, the WRITE array loads visibilities into a ZARR object store via *setitem* operations.

PANDAS . JULIA (Bezanson et al., 2017) is a modern, powerful language designed for scientific computing with a lot of promise. However, Julia scientific computing libraries are currently less mature and have fewer maintainers than Python.

Flexibility: decouple algorithms from data sources. As we are in a regime when many new algorithms are under development, it is important to be able to compose algorithms together. For example, a calibration algorithm may want to ingest model visibilities obtained from component-based or degridting-based prediction algorithms, or a combination of the two, or it may want to obtain model visibilities from data on disk. For these reasons, we decouple our data sources and sinks from algorithms and applications by implementing a Data Access Layer (DAL) called DASK-MS (§4) and an algorithms library called CODEX AFRICANUS (§5).

Flexibility: support multiple data sources and sinks. The decoupling described above also encourages us to separate our algorithms from data sources and sinks. If we write our algorithms in such a way that they consume and emit NUMPY arrays, then the source and destination of these arrays is unimportant. Data can be obtained from Measurement Sets, other sources on disk, or even other algorithms without the algorithm having to consider its provenance. This requirement is naturally provided by lazy DASK arrays: As DASK arrays represents a series of operations that generate data, we can use them to interchangeably represent (1) reads from multiple disk formats such as the MS, ZARR or ARROW (2) the output of an algorithm. In the case of (1), DASK-MS presents DASK arrays to the developer without concerning the developer about the underlying format. Similarly, in the case of (2), CODEX AFRICANUS can consume DASK arrays produced by DASK-MS or even other CODEX AFRICANUS algorithms and produce DASK arrays representing the result of the algorithm. Finally, when writing data, DASK-MS consumes DASK arrays, writing them to them the underlying format.

Ease-of-development: use previously defined specifications in new formats and data structures. As discussed in §2, the Measurement Set is a *specification* for structuring radio interferometry data. By contrast, the CTDS is an on-disk *format* that concretely implements the specification. The mental model provided by the Measurement Set specification is ubiquitous and ingrained in a generation of developers. This specification also maps easily to many data structures and formats in the PYDATA ecosystem. For example, both ZARR and ARROW are designed with many of the concepts implemented in the CTDS – this makes it relatively easy to map the Measurement Set specification onto these new formats. Similarly, PANDAS dataframes and XARRAY datasets collate columnar data into tabular datasets for manipulation by developers. For this reason, we use the Measurement Set specification in various forms throughout our code.

Dataflow programming: Dataflow programming is a suitable method for achieving most of these aims. By representing programs as a graph, task schedulers can distribute work on multiple nodes and cores. DASK arrays provide a familiar and convenient mechanism for defining dataflow graphs as they semantically behave like NUMPY arrays. To the scientific developer it appears that they are composing a series of NUMPY

-like objects together, while in reality this iteratively builds a dataflow graph. This graph is then submitted to a scheduler for execution on multiple nodes and cores. The operations in such dataflow graphs are loosely-coupled: an algorithm data source can be swapped simply by substituting a different DASK array as input during graph construction. For example, Figure 2 shows how DASK arrays can be used to represent *Extraction, Transformation and Load* (ETL) Kimball and Caserta (2004) data processes. This style of programming makes code built in this paradigm easy to read and maintain.

4. DASK-MS

DASK-MS is a *Data Access Layer* written as a Python package that exposes Measurement Set-like data as XARRAY datasets containing DASK arrays. We say they are Measurement Set-like because the interface XARRAY presents to the scientific software developer is very similar to the tables and columns of an MS. It provides a familiar basis for writing distributed PYDATA radio astronomy applications, as shown in Figure 1.

DASK arrays produced by a read function (`xds_from_ms`) represent a chunked read of on-disk data for that column. This data can be stored in a CASA Measurement Set, but could also be stored in ZARR or ARROW datasets. Conversely, DASK arrays produced by a write function (`xds_to_table`) encode a series of write operations. These arrays are actually lazy graphs: no operation takes place until the graph is explicitly evaluated.

XARRAY logically groups DASK arrays together and provides the developer with a convenient structure for manipulating data, as shown in Listing 4. Dimensions can be labelled with familiar names, such as row, channel and correlation in the case of Measurement Set data. Coordinates can be assigned along each dimension allowing arrays to aligned against each other and for ranges of data to be manipulated by quantities such as time and frequency. DASK-MS does not explicitly assign coordinates, as row dimension coordinates could grow to be very large, but application developers are free to assign these coordinates to the XARRAY Datasets themselves.

Measurement Set DATA columns can be variably shaped, which is unsupported by DASK arrays. To work around this, a Measurement Set is partitioned into multiple XARRAY datasets (primarily by DATA_DESC_ID and FIELD_ID values), thereby ensuring each dataset has a homogeneous channel and correlation shape

DASK-MS has strong support for CASA tables. It supports read, create, update and append operations to CASA tables. Read operations simply produce a list of XARRAY datasets. Create operations accept a list of XARRAY datasets and create an entirely new dataset, inferring the table and column descriptors, as well as data managers for each column. If columns share the same shape across each dataset, they will be assigned Tiled Storage Managers.

Update operations allow the modification of existing columns, and the addition of new columns to the dataset. A special ROWID coordinate column must be present on the written XARRAY dataset to indicate support updates back to the Mea-

surement Set (read operations produce it). Finally, append operations allow data to be added to a table, although this case is usually only associated with the creation of a new table.

DASK-MS also supports the distributed, cloud-native ZARR and ARROW formats. Measurement Set data can be written in both formats, with some caveats. As ZARR represents multi-dimensional arrays, variably shaped-data must be written as a series of datasets. This is achieved by using TAQL (Diepen, 2006) to partition the Measurement Set by its key columns. The resulting ZARR stores can be read, created, updated and appended to.

By contrast, ARROW can represent variably-shaped data, but only supports chunking along the primary row dimension, although this limitation could be mitigated by stacking datasets along other dimensions (channel being the obvious one). It only supports reading and writing: updating existing data is not supported. It is possible to append to an existing dataset by adding parquet files into the existing directory structure.

While the above formats differ in the underlying storage structure, the Measurement Set v2.0 specification is always maintained as far as the application code interface is concerned.

KATDAL export to ZARR Measurement Sets: KATDAL (Schwardt et al., 2023) is the Data Access Layer to the MeerKAT Data archive. It provides its own Dataset interface over archived observations, allowing selection along multiple dimensions including time, frequency, spectral window and antenna. It also provides export of archived observations into the CASA Measurement Set v2.0 format. Due to the limitations of the CTDS as a distributed computing format, we have implemented export from KATDAL into an Measurement Set v2.0 format backed by ZARR on disk. As DASK-MS can seamlessly operate with CTDS or ZARR formats, this provides applications constructed on top of DASK-MS with the ability to run on a fast, distributed storage system.

5. CODEX AFRICANUS

CODEX AFRICANUS¹³ is a Python *Application Programming Interface* (API) which exposes radio astronomy algorithms as Python functions. The purpose of CODEX AFRICANUS is to facilitate the re-use of algorithms within radio astronomy applications. For example, a model prediction algorithm is useful in both calibration and imaging, but to re-implement it in separate contexts is wasteful. Furthermore, different prediction algorithms exist: component-based (a.k.a. DFT) predicts are computationally expensive, but their accuracy is desirable for bright sources, while the fast but less accurate FFT-and-degrid approach is more suitable for fainter extended emission. Both strategies can be usefully combined in the same application. CODEX AFRICANUS aims to meet these requirements.

Two layers are involved: in the first, a function ingesting and outputting NUMPY arrays is defined to implement the algorithm on a *chunk* of input. For performance, these functions are frequently implemented in NUMBA, to obtain efficient

machine-code with performance characteristics similar to C++ and Fortran. The second layer is a function that defines a transformation which ingests and outputs DASK arrays. This concept is demonstrated in Figure 2, where the DATA array wraps a number of predict function calls that transform the individual chunks of the UVW array.

Amongst others, the following notable algorithms are exposed:

1. Component-based model predict with an assortment of Jones matrices, following the radio interferometer measurement equation (RIME; Smirnov, 2011) formalism.
2. The w -gridding (Arras, Philipp et al., 2021), which performs gridding/degridding of visibility data;
3. A Perley-style polyhedron faceting gridding and degridding (Cornwell and Perley, 1992).
4. Baseline-dependent time and channel averaging (BDA) (Atemkeng et al., 2016).

The flexibility and speed of NUMBA is exhibited in the CODEX AFRICANUS RIME implementation. A string defining the RIME for a series of terms is provided to a NUMBA interface function. For example the string:

[Ep, Lp, Kpq, Bpq, Lq, Eq]: [I, Q, U, V] -> [XX, XY, YX, YY] (3)

defines a RIME with per-antenna beam and feed terms as well as per-baseline phase and brightness terms, that transforms the supplied Stokes values into the relevant correlations p and q refer to left and right per-antenna terms which must be present on the left and right side of the equation, respectively. pq indicates a per-baseline term which must be present in the middle of the equation. Each element in this string is identified (terms, stokes and correlations), used to *dispatch* functionality to different Jones term implementations and construct a single JIT-compiled function that multiplies out the Jones chain in an inner loop to form source coherencies. This is a powerful example of using *multiple dispatch* where the function for computing one class of RIME is defined by a string argument.

6. Dask Scheduling

One of DASK's primary strengths is the expressiveness afforded to the scientific software developer by DASK Dataframe and DASK Array collections. As they have similar semantics to NUMPY arrays, they provide a familiar *affordance* (Norman, 2002), providing developers with the ability to rapidly develop distributed programs. The tradeoff with this abstraction is that it transfers the responsibility of *scheduling* the graph from the developer to DASK's schedulers, which may – or may not! – optimally assign tasks to nodes.

In particular, *spatial locality* is an important factor in any distributed application (or multi-core application). Related pieces of data should be co-located on the same cluster node in order to avoid the overhead of network transfers slower than that of a main memory bus. This is especially important in the context of an XARRAY dataset of DASK arrays which are chunks of related arrays should ideally be co-located. For example, in the context of

¹³<https://github.com/ska-sa/codex-africanus>

the Measurement Set, the DATA, WEIGHT_SPECTRUM and FLAG columns have the same shapes, are all very large and their related chunks should be co-located to avoid data transfers.

This can be a difficult problem: optimally scheduling task graphs with arbitrary constraints is NP-hard (Ullman, 1975) and heuristic solutions are needed in practice (Kwok and Ahmad, 1999). DASK DISTRIBUTED applies a number of best effort heuristics (Dask Development Team, 2023), noting that correct initial placement of tasks is an important factor.

With the intention of ensuring correct placement, *Task Annotations* were added to DASK (Dask Development Team, 2024) allowing arbitrary metadata to be associated with DASK tasks. This metadata is passed through to DASK DISTRIBUTED Scheduler plugins, providing hints to the scheduler that can be used to optimise task placement.

Consider, for example, the WEIGHT_SPECTRUM and DATA columns, represented with DASK Arrays having the same shape and chunks. We would like to ensure that related row chunks are co-located on the same DASK worker. One method of achieving co-location is to take advantage of DASK’s naming convention for Array collection graph keys, which are tuples of the form $(name, i_1, \dots, i_n)$ where i_n represent the integral chunk indices of each dimension and $name$ is a unique name identifying a collection. Then, the WEIGHT_SPECTRUM and DATA DASK arrays might have unique names WEIGHT_SPECTRUM-a2b4 and DATA-3fc6. We also know they share the same $(row, chan, corr)$ dimensions and we would therefore like to schedule two related chunks, uniquely identified by keys $(WEIGHT_SPECTRUM-a2bf, 3, 1, 0)$ and $(DATA-3fc6, 3, 1, 0)$, on the same worker. It is relatively simple to annotate each task with a tuple $(row, chan, corr), (10, 16, 4)$, containing both the dimension name and the number of chunks in the dimension. Then, it is simple to (1) infer that each task is associated with row chunk 3 (out of 10) and (2) stripe the task over a range of workers

$$worker_id = \text{floor}(nworkers \times rowchunk_id / nrowchunks) \quad (4)$$

If the developer is developing using XARRAY Datasets, this dimension name metadata is automatically associated with DASK Arrays. Pseudo-code for the above strategy is shown in Listing 5.

7. Results: An Ecosystem of radio astronomy Applications

The flagship applications in the Africanus ecosystem are QUARTICAL (Kenyon et al., 2024) and PFB-IMAGING (Bester et al., 2024), as they are fairly large and rich-featured packages exemplifying the design criteria described in §3. They will be covered separately in the following papers of this series. In this section, we describe a number of smaller packages developed within the ecosystem. Taken as a whole, this suite of packages is sufficiently feature-complete to support (at least) conventional data reduction workflows, from raw visibilities to final

images. Note that some of these packages (notably, TRICOLOUR, SHADEMS, RAGAVI, CRYSTALBALL and QUARTICAL) have already found use in end-to-end pipelines such as CARACAL (Józsa et al., 2022), while others such as TABASCAL and GRIDFLAG have been developed under completely independent authorship.

7.1. TRICOLOUR

TRICOLOUR (Hugo et al., 2022) is a DASK-based radio frequency interference (RFI) flagging application implemented in DASK and NUMBA. It implements the SumThreshold (Offringa, 2012) algorithm employed in the AOFlagger (Offringa, 2010) package, but is capable of efficiently handling the quantities of data produced by MeerKAT in its 32k channel mode.

The SumThreshold algorithm detects RFI by applying multiple filter-passes to per-baseline time and channel windows. In the case of Measurement Set-like data, we perform a transpose from $(row, channel, corr)$ ordering to $(baseline, corr, time, channel)$ *per scan*, allowing time-channel windows to be flagged in parallel. This transpose can be performed in memory, or via on-disk ZARR arrays.

TRICOLOUR is multithreaded but not distributed. It scales well to ~20 CPU cores and, given this number of cores, flags data at over 400 GiB/h (Hugo et al., 2022).

7.2. SHADEMS

It is useful to visualize the raw (or calibrated) visibilities produced by an interferometer, as this can often reveal subtle systematics, and yield insights into the quality of the calibration. The go-to tool for this has been the CASA PLOTMS task, which uses the MATPLOTLIB (Hunter, 2007) library under the hood, mainly in scatter plot mode. This has a hard limit of just over 4 billion datapoints, and becomes very inefficient (and completely saturates the plot canvas) long before this limit is reached. Since the data produced by modern interferometers easily exceeds this limit, PLOTMS invocations are typically restricted to carefully chosen subsets (or averaged-down versions) of the data.

DATASHADER (Anaconda, 2022) is a recent plotting package fully integrated with DASK. Portions of the data (DASK array chunks) are rendered onto separate canvases and aggregated to form a final plot. Crucially, it uses *shading* rather than plotting: pixels of the canvas are assigned colour/alpha values that represent the density of the data points falling therein (rather than rendering each data point as an individual marker). This avoids the saturation problem, and means that any size of dataset can be rendered meaningfully. Since multiple chunks can be processed on multiple cores and nodes, this also greatly accelerates canvas rendering. SHADEMS (Smirnov et al., 2022) is a tool for rapidly plotting Measurement Set data that uses DATASHADER to render DASK arrays produced by DASK-MS. It achieves considerable acceleration – as a qualitative indication, a 32-core machine will render 4 billion points in under 3 minutes, compared to over an hour for PLOTMS to plot an $\times 8$ averaged-down version of the same data.

```

# Create a chunked dask array and then clone it with a
# name_chunks annotation for each key
DATA = dask.array.ones((1000, 64, 4), chunks=(100, 16, 4))
with dask.annotate(name_chunks=(("row", "chan", "corr"), A.numblocks)):
    # Cheaply recreate A with annotations
    DATA = dask.graph_manipulation.clone(A)

class RowStripePlugin(SchedulerPlugin):
    """ Stripes tasks containing row chunks across workers.
    annotations have the form {annotation_name: {key: value}} """
    def update_graph(self, scheduler, keys, annotations=None, **kwargs):
        worker_names = list(scheduler.workers.keys())
        nworkers = len(worker_names)
        # Returns the dimension id of the row dimension
        # given an iterable of the form (dim_id, dim_name)
        find_row_id = lambda i, d: d[0] if d[1] == "row" else i

        for key, (names, chunks) in annotations["name_chunks"].items():
            if row_id := reduce(find_row_id, enumerate(names), None)
                # Collection keys have the form (name, i, j, k)
                assert isinstance(key[0], str) # Collection name in first position
                row_chunk = key[row_id + 1] # Get the row chunk from collection key
                row_chunks = chunks[row_id] # Number of row chunks

            if ts := scheduler.tasks.get(key):
                worker_id = math.floor(nworkers * (row_chunk / row_chunks))
                ts.worker_restrictions = {worker_names[worker_id]}
                ts.loose_restrictions = True

```

Listing 5: A simple scheduler plugin that stripes row chunks over available dask workers. Arrays are annotated with dimension names and the total number of chunks in each dimension. The plugin uses this metadata to determine the row chunk id for a particular task and stripe the task over available workers.

7.3. RAGAVI

The radio astronomy gains and visibilities plotter (RAGAVI, Andati et al., 2022) generates interactive plots of calibration solutions and visibilities for radio astronomical data. It uses DASK-MS as a data access interface between the data processing backends, DASK and NUMPY, and plotting software – namely BOKEH, MATPLOTLIB, and DATASHADER.¹⁴ The backend and plotter choices depend on the input data size during runtime. Typical calibration solutions are small in size (within a few megabytes), containing less than 5,000 data points, and can easily be contained and processed in RAM without drastic memory consumption, thus permitting the use of NUMPY for data crunching. Furthermore, it is possible to plot each data point in this scenario, enabling the level of interactivity afforded by BOKEH plots (which ultimately generates interactive HTML documents). When data sizes increase to visibility scale, RAGAVI falls back on a more SHADEMS-like strategy that uses DATASHADER to render static plots.

¹⁴<https://bokeh.org/>

7.4. Others

xOVA (Atemkeng et al., 2022) is an averaging application that performs both time and channel averaging and baseline dependent averaging along either or both axes. In the latter case, each averaging bin is assigned a unique TIME and INTERVAL that limits smearing to an acceptable decorrelation tolerance. A unique CHAN_FREQ and CHAN_WIDTH is not realistically achievable in the context of the Measurement Set v2.0 specification as, in the general case, this would require a separate spectral window per row. As a workaround, the number of channels in the original spectral window is factorised by increasing powers of two, and new spectral windows are created from the resulting subdivisions. The loss in compression is negligible, as shown in (Hugo, 2024). Both algorithms are exposed in CODEX AFRICANUS.

CRYSTALBALL predicts the visibilities corresponding to a component source model using a DFT-based predict implemented in NUMBA. The current model format is restricted to a WSCLEAN source list, but other model formats could be added in the future. The predict itself is parallelised over **row**, **channel** dimensions and **source** dimensions. The DFT is an extremely computationally demanding, but accurate, method of predicting model visibilities from a source model. As such, it is well-

suiting to demonstrating the strong and weak-scaling properties of a distributed framework, as demonstrated in §8.

The `GRIDFLAG` algorithm (Sekhar and Athreya, 2018)¹⁵ aggregates residual visibilities into a UV-cell bin, based on their UV-coordinates. Gridflag assumes that residuals should differ by system temperature: residuals outside this range are discarded. Internally, Gridflag parallelises this processing by reading a chunked residual visibility column from a CASA Measurement Set using `DASK-MS`, while performing UV-binning and flagging using `NUMBA` kernels.

`TABASCAL` (Finlay et al., 2023)¹⁶ jointly models calibration and RFI parameters for satellites with known trajectories. Internally, it uses `DASK-MS` and `JAX` (Bradbury et al., 2018) to distribute compute over multiple CPUs and GPUs.

Last, but not least, the `DDFACET` package (Tasse et al., 2018) has recently been extended to use `DASK-MS` as an alternative I/O layer, making it ultimately compatible with our new ecosystem.

8. Results: distributed DFT predict on the cloud

The `CRYSTALBALL` package mentioned previously implements a DFT-based model predict from a source component list into visibilities. This operation is commonly done in the major cycle of imaging, as well as when simulating data. However, due to its computational expense (scaling linearly with the number of model components and shape of the visibilities, which can be large), it is often implemented using pixellated model images, via an FFT-and-degrid cycle (scaling as $O(N_{\text{pix}} \log N_{\text{pix}})$), at a reduced frequency resolution.

There are important use cases when the expense of a full DFT predict is justified. These include high-dynamic range imaging, as well as continuum subtraction in spectral line imaging, where it is important to predict the brighter model components at the highest precision and frequency resolution available. `CRYSTALBALL` was developed to meet these needs (and is routinely used in the `CARACAL` pipeline for continuum subtraction).

In the simplest case, the DFT predict is just a sum over model components s :

$$V_{pq}(t, \nu) = \sum_s I_s(\nu) \times e^{-2\pi i(u_{pq}(t)l_s + v_{pq}(t)m_s + w_{pq}(t)(n_s - 1))} \quad (5)$$

where pq is the baseline index, V is the visibility, u , v and w are the baseline coordinates in units of wavelength, $I_s(\nu)$ is the component flux as a function of frequency, and l_s , m_s are the component coordinates. Since baselines rotate in time, the uvw coordinates are a function of both time and frequency.

In addition to the baseline dimension, the DFT predict must be independently evaluated at distinct times and frequencies. The independence of these dimensions means the DFT is highly parallel, making it amenable to GPUs (Perkins et al., 2015) and distributed computation.

`CODEX AFRICANUS` contains a `NUMBA` implementation of the DFT predict. While some I/O is required to read in UVW coordinates and write out the visibilities, the predict is dominated by computation, and we would therefore expect to achieve both strong and weak scaling, as described both by Amdahl and Gustafson’s laws. The following experiments investigate whether this is achievable with `DASK` and `NUMBA`, while running the predict in a cloud environment, using the AWS EKS implementation.

Strong scaling: for our test case, we use a MeerKAT L-band observation of ESO137-006 (Ramatsoku, M. et al., 2020). This contains 3149 timesteps (at 8s dump time), 1891 baselines (61 antennas) including auto-correlations, for a total of 5,954,759 rows. Each row contains 4096 channels and four correlations yielding a total of 345GB of visibility data.

This dataset was converted into `ZARR` format and split into chunks of 50,000 rows. For our test run, we predict 100 point source components (corresponding to 34TB of predicted source coherencies, prior to summing over s). The `DASK` computation consisted of 10388 tasks. We used Amazon `m5.4xlarge` EC2 instances with 16 vCPUs and 64GBs of RAM each.

The results of this experiment, extracted from `DASK` performance reports¹⁷, are presented in Table 1 and Figure 3. Aggregate clock time, summed over all instances, remains relatively constant (2080–2400 seconds across all instance counts). Increasing the instance count from 10 to 100 `m5.4xlarge` instances produces a linear speedup, showing that strong scaling holds until about 80 workers, when the benefits of adding more workers start to fall off. The reason for this is that, at 80 workers, the *average* number of tasks per thread drops to a critical point (8.1, at this stage), negating the speedup obtainable by assigning further workers to the problem. Simply speaking, the size of the problem (78TB of source coherencies) is too small to efficiently solve with further parallelism.

Weak Scaling: Rather than keeping the problem size fixed, Gustafson’s law examines whether workloads scale proportionately to the number of processors (instances) assigned to the problem. For this experiment, we keep the “row” dimension of the dataset constant while scaling the “channel” and “source” dimensions by $(3072 + (1024 \times W))$ and $(100 \times W)$ respectively, where W is the number of workers.¹⁸

The results of this experiment can be seen in Table 2 and Figure 3. As the problem size (measured in number of coherencies computed) quadratically increases per worker, so does the wall time in seconds, demonstrating weak scaling for the predict algorithm. Indeed, while our problem sizes grow far larger than those in the strong scaling experiment, no breakdown in scaling occurs because each worker is assigned more than sufficient work.

Granted, a DFT-model predict is one of the simpler algorithms in the `CODEX AFRICANUS` toolkit, with the most benign scaling properties. Papers II and III of the series will demonstrate scaling of far more elaborate algorithmic structures. The

¹⁵<https://github.com/idia-astro/gridflag/>

¹⁶<https://github.com/chrisfinlay/tabascal>

¹⁷Available at <https://github.com/sjperkins/predict>

¹⁸CHAN_FREQ and source models are generated as on-the-fly `Dask` arrays

| m5.4xlarge count | Wall time (seconds) | Aggregate Clock Time (minutes) | Average Tasks/thread |
|------------------|---------------------|--------------------------------|----------------------|
| 10 | 934 | 2372 | 65 |
| 20 | 490 | 2285 | 32 |
| 30 | 349 | 2271 | 22 |
| 40 | 271 | 2083 | 16 |
| 50 | 215 | 2157 | 13 |
| 80 | 145 | 2136 | 8.1 |
| 100 | 134 | 2198 | 6.5 |

Table 1: Strong scaling results showing wall time and aggregate clock time for increasing numbers of m5.4xlarge EC2 instances. The wall time represents the amount of time taken for that iteration of the experiment to run, while the aggregate clock time is the sum of time spent computing across all instances. The number of tasks remained constant at 10388 for all runs

| m5.4xlarge count | Wall time (seconds) | Aggregate Clock Time (hours) | Average Tasks/threads | Total Tasks |
|------------------|---------------------|------------------------------|-----------------------|-------------|
| 10 | 936 | 38.6 | 65 | 10388 |
| 20 | 1126 | 88 | 59 | 18935 |
| 30 | 1328 | 159 | 62 | 29900 |
| 40 | 1549 | 237 | 57 | 43283 |
| 50 | 1766 | 349 | 85 | 68027 |
| 80 | 2512 | 592 | 104 | 133025 |
| 100 | 2975 | 540 | 123 | 196200 |

Table 2: Weak scaling results showing wall time and aggregate clock times for increasing numbers of m5.4xlarge EC2 instances and tasks

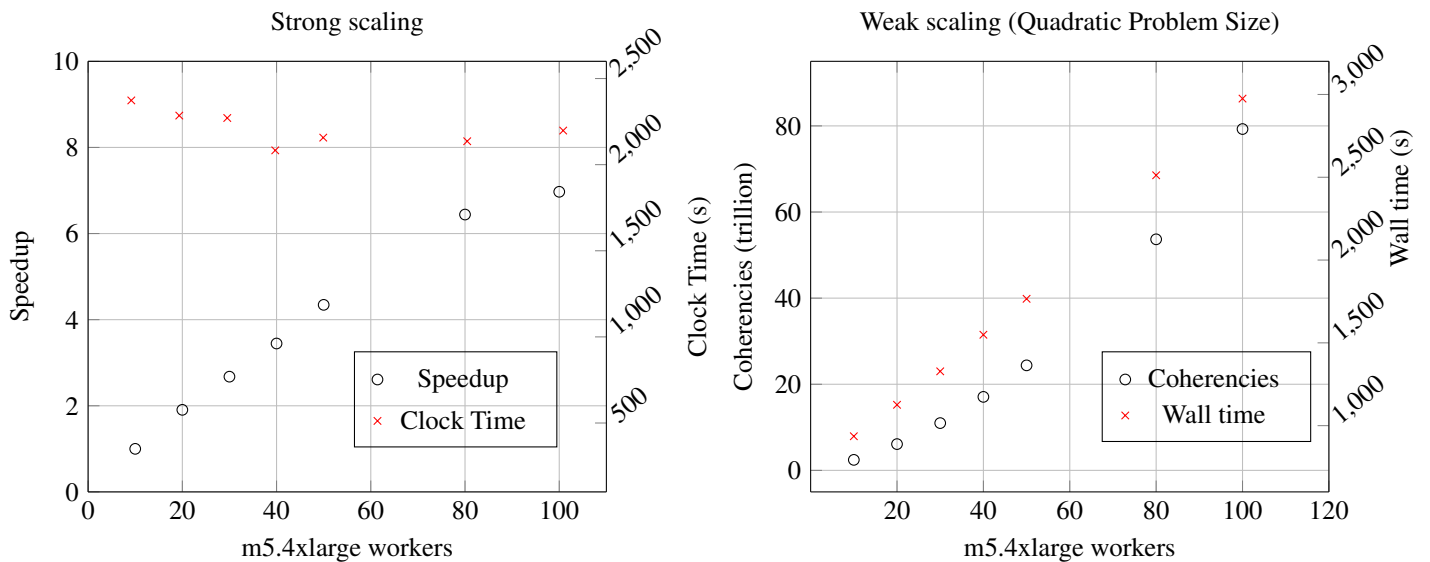


Figure 3: Strong and weak scaling plots for Table 1 and 2. In the strong scaling case, the aggregate clock time is also plotted to show how it stays relatively constant, which should be the case if the problem size is held constant. In the weak scaling case, the Wall time is plotted to show how increasing the amount of work per worker commensurately increases the Wall time.

point of this experiment was to demonstrate *extreme* scaling of a computationally-bound algorithm on a commodity compute platform, thus showing that our underlying DASK and NUMBA technology choices do not restrict (and, in fact, enable) massive scaling.

9. Discussion

Through the use of (1) open source software packages in the PYDATA ecosystem and (2) the application of the design criteria described in §3, an ecosystem of radio astronomy software, capable (in principle) of processing the large quantities of data produced by modern interferometers, has been developed. The flagship packages of this ecosystem, QUARTICAL and PFB-IMAGING, are capable of running both on supercomputers and cloud computing platforms, as will be discussed in subsequent papers in this series.

The use of open source packages has greatly accelerated development of our radio astronomy applications. Indeed, the use of NUMPY and SciPY is nowadays so ubiquitous that it deserves little discussion, but only warrants further praise for the heroic efforts of open source contributors. Furthermore, the use of NUMBA and DASK has produced speedups and distributed applications that, in a more traditional approach, would have required expert C++ and distributed computing knowledge. This merits some further discussion.

9.1. NUMBA

NUMBA is extremely convenient for both accelerating and distributing code. This convenience and speed is primarily achieved through its support for (1) JIT-compilation and (2) *multiple dispatch*. Achieving similar speed-up the traditional way would typically require writing a C or C++ extension that interfaces with Python via a library such as PyBind11 (Jakob et al., 2017), with additional effort then required to build binary wheels for distribution across multiple operating systems and hardware architectures. This is a laborious undertaking.

By contrast, NUMBA calls the LLVM compiler via the LLVM-LITE¹⁹ wheel. This means that an application effectively needs to install a compiler to access NUMBA’s functionality, but we consider this an acceptable trade-off given development speed, flexibility, performance, and avoiding creation of binary wheels for our applications (with the attendant packaging concerns).

9.2. DASK

DASK is simple to install and run. DASK is a lightweight Python library with no binary wheel dependencies. This makes it easy to install in diverse environments such as local laptop environments, supercomputers and cloud compute environments. The distributed version provides an informative dashboard providing amongst other views (1) a task stream showing a short history of tasks running on each worker (2) a tab showing CPU and memory usage for each worker and (3) a statistical profiler showing the amount of time taken for each distributed task.

DASK Collections provide compelling Interfaces. DASK offers powerful abstractions, such as the DASK Array collection. In terms of Human Computer Interaction (HCI), these *affordances* (Norman, 2002) are appealing to the Scientific Software Developer as they build on existing paradigms such as the NUMPY CPU array, cuDF²⁰ GPU array, the PANDAS CPU Dataframe and the CuPY GPU Dataframe²¹. These collections can be provided to software developers by a data access layer such as DASK-MS for consumption by downstream applications, enabling rapid development of applications.

In our experience, such applications generally perform well on single nodes when used with the DASK threaded and process schedulers. More care is needed in the case of the DASK DISTRIBUTED scheduler which has the added constraint of managing data transfer between cluster nodes over a network. We have not evaluated DASK with CUDA-based libraries such as cuDF and CuPY, but support for these libraries is advertised at <https://docs.dask.org/en/stable/gpu.html>.

Graph Complexity. In our experience, DASK does well with relatively simple graphs: parallel, independent streams of execution are the easiest for the schedulers to process as this correspond to a depth-first traversal of a graph. The introduction of more complex task dependencies is challenging for schedulers, as large task outputs may need to be retained until (1) they are consumed by all dependent tasks and (2) all other dependent task inputs are ready. Broadly speaking, complex tasks can introduce breadth into the graph, which tends to increase the amount of memory required for processing the graph.

Distributed Collection Scheduling. An important challenge for the DASK DISTRIBUTED scheduler is initial task placement (Dask Development Team, 2023). The scheduler assigns tasks to workers without taking the full graph topology, or the spatial locality encoded into DASK collections, into account. Ignoring these properties results in (1) memory pressure when results are stored in sub-optimal locations and (2) network transfers which tend to be much slower than main memory. We have attempted to ameliorate this by annotating collections with hints that *scheduler plugins* can use to enforce spatial locality, as described in §6. This can work well for applications with relatively simple graphs. QuartiCal (Kenyon et al., 2024) is an example of a distributed application written entirely in terms of collections, which uses a scheduler plugin to ensure spatial locality.

However, this is not always a comprehensive solution, as the distributed scheduler greedily assigns root tasks over all workers. For complex graphs, this can create *backpressure* when workers load excess data, leaving them with insufficient memory for the results of currently processing tasks.

Lack of Pipelining Support for Collections. One solution for *backpressure* is to use *pipelining* in conjunction with *buffering*. Pipelining involves processing independent chunks of data in stages, while buffering involves storing a limited number of results from a previous stage for consumption by later pipeline

¹⁹<https://github.com/numba/llvmlite>

²⁰<https://cupy.dev/>

²¹<https://docs.rapids.ai/api/cudf/stable/>

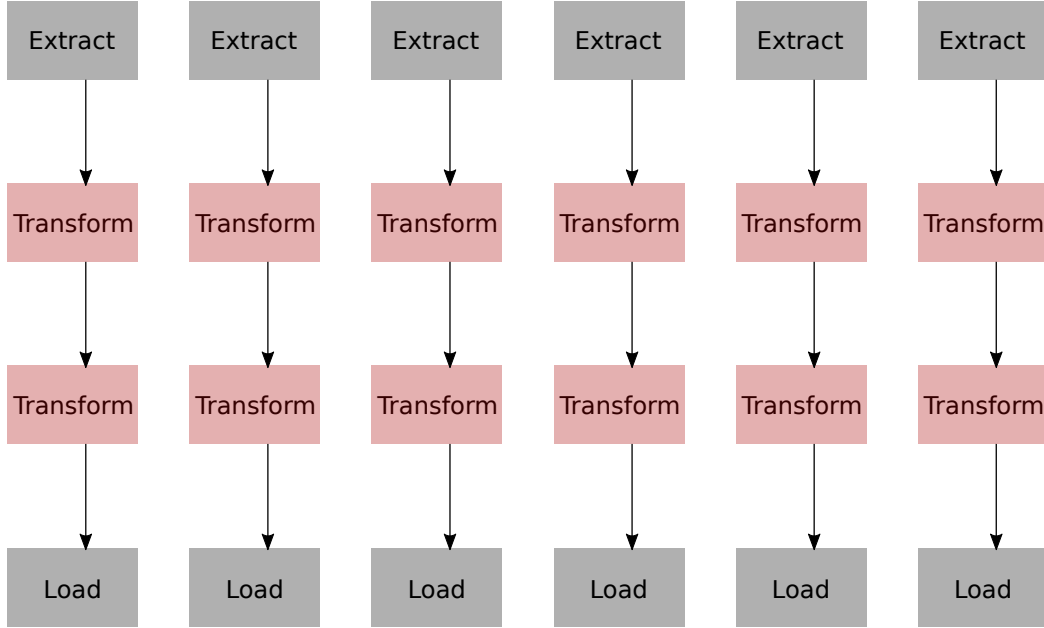


Figure 4: Typical Collection Task Flow

stages. Pipelining is implicit in the definition of `DASK` collections: functions are mapped over chunks of a collection to produce chunks of a new collection (Figure 4). However, buffering of collections is not supported, thus there is no limit placed on the number of results of a prior stage that will be computed.

Chunk Sizes. Collection chunk sizes need to be sufficiently large, as this allows the Python interpreter to drop the GIL for a sufficient period of time for `C/C++` Extensions, `NUMPY` or `NUMBA` to fully exercise a CPU core. The `DASK` documentation recommends they be in the order of several hundred megabytes, but if the extension utilises multiple cores via the use of a `NUMBA` `prange` or `OPENMP` loop, then chunk sizes need to be on the order of several gigabytes. Increasing chunk sizes to both amortise the overhead of a GIL context switch and fully exercise CPU cores further compounds the effects of backpressure.

Client Interface. While the collection interface is compelling from an HCI perspective, the fact that collections provide no mechanism for regulating backpressure makes them ill-suited for more complex distributed processing applications. Fortunately, `DASK` provides a Client interface where tasks can be submitted on an executor which returns a distributed future. This provides the developer with more control over (1) when tasks are submitted (2) how many tasks are submitted and (3) the order in which tasks execute.

For example, in the case of `PFB-IMAGING` (Bester et al., 2024):

- Visibility data is sharded over multiple nodes and gridded once.
- Deconvolution occurs on a single (large) node with many cores and significant amounts of memory.
- The deconvolution node needs to communicate relatively

small amounts of data to the visibility nodes between major cycles.

Representing the above iterative workflow through a dataflow paradigm is clumsy, and makes it difficult to ensure that `DASK` respects memory budgets. Therefore, `PFB-IMAGING` uses stateful `DASK` actors on the abovementioned nodes that communicate with each other via tasks submitted via the Client interface.

radio astronomy workflows on AWS EKS. We have shown that compute bound algorithms can be made to scale appropriately on AWS in §8. However, it is also worth noting that AWS S3 is designed to scale linearly with the number of nodes and requests. For single Jones terms, `QUARTICAL` (Kenyon et al., 2024) is I/O bound on S3 access, and we have found that it scales linearly in these cases.

Our experience is that compute on AWS is relatively cheap. For example, the longest weak-scaling experiment ran for 2975 seconds on 100 `m5.4xlarge` EC2 instances in the `af-south-1` availability zone. This experiment cost \$84: $100 \times \$1.1016/\text{hour} \times 2975s/3600$ for compute.

10. Future Work

`DASK-MS` uses `PYTHON-CASACORE`²² to interact with CASA Measurement Sets. While `PYTHON-CASACORE` provides a comprehensive Python interface to the CTDS, it transitively suffers from the CTDS drawbacks mentioned in §2. Additionally, it does not drop the Global Interpreter Lock (GIL), which means that the Python interpreter is blocked by CTDS I/O. This can be avoided by exporting the Measurement Set to ZARR format,

²²<https://github.com/casacore/python-casacore>

but it would still be convenient for application developers to interact directly with a native MS. We have begun work on ARCAE²³, a new Python binding to the CTDS which supports multi-threaded, GIL-free access to the CTDS with arbitrary indexing along multiple indices.

11. Conclusions

We have presented a new framework for developing distributed radio astronomy applications using software from the PYDATA ecosystem. Written in Python, this software should be more accessible to a generation of scientific software developers and data scientists, compared to software written in older, more complex languages such as C++.

The quantity of data produced by modern radio interferometers requires distributed computing by default. To address this requirement we selected DASK as a lightweight, distributed computing framework. DASK collections such as Arrays and Dataframes allow developers to rapidly develop both multi-core and distributed dataflow applications. However, collections can mask the complexities of distributed computing: more memory is used than is strictly required, through the lack of buffered pipelining in DASK. Additionally, as DASK's functional paradigm eschews storing state, mutating large arrays such as visibility data requires making a copy further exacerbating memory pressure.

Fortunately, more complicated, stateful applications (in particular imaging) can be implemented through the use of the Client interface, as well as the use of DASK actors.

Our software has been developed to ingest and write data in the (row, channel, correlation) Measurement Set v2.0 format. It is often the case in our NUMBA kernels that we convert arrays into (time, baseline, channel, correlation) ordering, as this makes the data easier to reason about for Calibration and Flagging. Work has begun by NRAO and the SKAO on development of a new Measurement Set v4.0 specification which specifies the new, regular ordering in storage. As this will simplify our software considerably, we aim to implement this format in the future.

Acknowledgements

Funding: OMS's and JSK's research is supported by the South African Research Chairs Initiative of the Department of Science and Technology and National Research Foundation (grant No. 81737).

The MeerKAT telescope is operated by the South African radio astronomy Observatory, which is a facility of the National Research Foundation, an agency of the Department of Science and Innovation.

References

- Abernathy, R., Paul, K., Hamman, J., Rocklin, M., Lepore, C., Tippett, M., Henderson, N., Seager, R., May, R., Vento, D.D., 2017. Pangeo NSF Earthcube Proposal. URL: https://figshare.com/articles/journal_contribution/Pangeo_NSF_Earthcube_Proposal/5361094, doi:10.6084/m9.figshare.5361094.v1.
- Abernathy, R.P., Hamman, J., Miles, A., 2018. Beyond netCDF: Cloud Native Climate Data with Zarr and XArray, in: AGU Fall Meeting Abstracts, pp. IN33A–06.
- Alted, F., 2010. Why modern cpus are starving and what can be done about it. *Computing in Science & Engineering* 12, 68–71. doi:10.1109/MCSE.2010.51.
- Amdahl, G.M., 1967. Validity of the single processor approach to achieving large scale computing capabilities, in: *Proceedings of the April 18-20, 1967, Spring Joint Computer Conference, Association for Computing Machinery, New York, NY, USA*. p. 483–485. URL: <https://doi.org/10.1145/1465482.1465560>, doi:10.1145/1465482.1465560.
- Anaconda, 2022. Datashader. <https://datashader.org/>. Online; accessed 14-11-2022.
- Andati, L.A.L., Smirnov, O.M., Makhathini, S., 2022. RAGaVI: A Radio Astronomy Gains and Visibilities Inspector, in: Ruiz, J.E., Pierfederici, F., Teuben, P. (Eds.), *Astronomical Society of the Pacific Conference Series*, p. 529.
- Apache Software Foundation., 2019. Arrow: a cross-language development platform for in-memory data. URL: <https://arrow.apache.org>.
- Arras, Philipp, Reinecke, Martin, Westermann, Rüdiger, Enßlin, Torsten A., 2021. Efficient wide-field radio interferometry response. *Astronomy and Astrophysics* 646, A58. doi:10.1051/0004-6361/202039723.
- Astropy Collaboration, Price-Whelan, A.M., Lim, P.L., Earl, N., Starkman, N., Bradley, L., Shupe, D.L., Patil, A.A., Corrales, L., Brasseur, C.E., Nöthe, M., Donath, A., Tollerud, E., Morris, B.M., Ginsburg, A., Vaher, E., Weaver, B.A., Tocknell, J., Jamieson, W., van Kerkwijk, M.H., Robitaille, T.P., Merry, B., Bachetti, M., Günther, H.M., Aldcroft, T.L., Alvarado-Montes, J.A., Archibald, A.M., Bódi, A., Bapat, S., Barentsen, G., Bazán, J., Biswas, M., Boquien, M., Burke, D.J., Cara, D., Cara, M., Conroy, K.E., Conseil, S., Craig, M.W., Cross, R.M., Cruz, K.L., D'Eugenio, F., Dencheva, N., Devillepoix, H.A.R., Dietrich, J.P., Eigenbrot, A.D., Erben, T., Ferreira, L., Foreman-Mackey, D., Fox, R., Freij, N., Garg, S., Geda, R., Glattly, L., Gondhalekar, Y., Gordon, K.D., Grant, D., Greenfield, P., Groener, A.M., Guest, S., Gurovich, S., Handberg, R., Hart, A., Hatfield-Dodds, Z., Homeier, D., Hosseinzadeh, G., Jenness, T., Jones, C.K., Joseph, P., Kalmbach, J.B., Karamehmetoglu, E., Kałużyski, M., Kelley, M.S.P., Kern, N., Kerzendorf, W.E., Koch, E.W., Kulumani, S., Lee, A., Ly, C., Ma, Z., MacBride, C., Maljaars, J.M., Muna, D., Murphy, N.A., Norman, H., O'Steen, R., Oman, K.A., Pacifici, C., Pascual, S., Pascual-Granado, J., Patil, R.R., Perren, G.I., Pickering, T.E., Rastogi, T., Roulston, B.R., Ryan, D.F., Rykoff, E.S., Sabater, J., Sakurikar, P., Salgado, J., Sanghi, A., Saunders, N., Savchenko, V., Schwardt, L., Seifert-Eckert, M., Shih, A.Y., Jain, A.S., Shukla, G., Sick, J., Simpson, C., Singanamalla, S., Singer, L.P., Singhal, J., Sinha, M., Sipócz, B.M., Spitler, L.R., Stansby, D., Streicher, O., Šumak, J., Swinbank, J.D., Taranu, D.S., Tewary, N., Tremblay, G.R., de Val-Borro, M., Van Kooten, S.J., Vasović, Z., Verma, S., de Miranda Cardoso, J.V., Williams, P.K.G., Wilson, T.J., Winkel, B., Wood-Vasey, W.M., Xue, R., Yoachim, P., Zhang, C., Zonca, A., Astropy Project Contributors, 2022. The Astropy Project: Sustaining and Growing a Community-oriented Open-source Project and the Latest Major Release (v5.0) of the Core Package. *The Astrophysical Journal* 935, 167. doi:10.3847/1538-4357/ac7c74, arXiv:2206.14220.
- Atemkeng, M., Perkins, S., Kenyon, J., Hugo, B., Smirnov, O.M., 2022. Xova: Baseline-dependent time and channel averaging for radio interferometry, in: Ruiz, J.E., Pierfederici, F., Teuben, P. (Eds.), *Astronomical Society of the Pacific Conference Series*.
- Atemkeng, M.T., Smirnov, O.M., Tasse, C., Foster, G., Jonas, J., 2016. Using baseline-dependent window functions for data compression and field-of-interest shaping in radio interferometry. *Monthly Notices of the Royal Astronomical Society* 462, 2542–2558. doi:10.1093/mnras/stw1656, arXiv:1607.04106.
- Bester, H.L., Kenyon, J.S., Repetti, A., Perkins, S.J., Smirnov, O.M., Blecher, T., Mhiri, Y., Roth, J., Heywood, I., Wiaux, Y., Hugo, B.V., 2024. Africanus III. pfb-imaging – a flexible radio interferometric imaging suite. *Astronomy and Computing* submitted. arXiv:2412.10073.

²³<https://github.com/ratt-ru/arcae>

- Bezanson, J., Edelman, A., Karpinski, S., Shah, V.B., 2017. Julia: A fresh approach to numerical computing. *SIAM Review* 59, 65–98. doi:10.1137/141000671.
- Bradbury, J., Frostig, R., Hawkins, P., Johnson, M.J., Leary, C., Maclaurin, D., Necula, G., Paszke, A., VanderPlas, J., Wanderman-Milne, S., Zhang, Q., 2018. JAX: composable transformations of Python+NumPy programs. URL: <http://github.com/google/jax>.
- Byrne, R., Jacobs, D., 2021. Development of a high throughput cloud-based data pipeline for 21 cm cosmology. *Astronomy and Computing* 34, 100447. doi:<https://doi.org/10.1016/j.ascom.2021.100447>.
- Chyż y, K.T., Jurusik, W., Piotrowska, J., Nikiel-Wroczyński, B., Heesen, V., Vacca, V., Nowak, N., Paladino, R., Surma, P., Sridhar, S.S., Heald, G., Beck, R., Conway, J., Sendlinger, K., Curyło, M., Mulcahy, D., Broderick, J.W., Hardcastle, M.J., Callingham, J.R., Gürkan, G., Iacobelli, M., Röttgering, H.J.A., Adebahr, B., Shulevski, A., Dettmar, R.J., Breton, R.P., Clarke, A.O., Farnes, J.S., Orrú, E., Pandey, V.N., Pandey-Pommier, M., Pizzo, R., Riseley, C.J., Rowlinson, A., Scaife, A.M.M., Stewart, A.J., van der Horst, A.J., van Weeren, R.J., 2018. LOFAR MSSS: Flattening low-frequency radio continuum spectra of nearby galaxies. *Astronomy and Astrophysics* 619, A36. doi:10.1051/0004-6361/201833133.
- Cornwell, T.J., Perley, R.A., 1992. Radio-interferometric imaging of very large fields. The problem of non-coplanar arrays. *Astronomy and Astrophysics* 261, 353–364.
- Dask Development Team, 2016. Dask: Library for dynamic task scheduling. URL: <https://dask.org>.
- Dask Development Team, 2023. Scheduling policies. <https://web.archive.org/web/20230928002741/https://distributed.dask.org/en/stable/scheduling-policies.html>. Accessed: 2023-09-28.
- Dask Development Team, 2024. Dask layer annotations. <https://github.com/dask/dask/pull/6767>. Accessed: 2024-02-07.
- Dennis, J.B., 1974. First version of a data flow procedure language, in: *Programming Symposium, Proceedings Colloque Sur La Programmation*, Springer-Verlag, Berlin, Heidelberg. p. 362–376.
- Dennis, J.B., Misunas, D.P., 1974. A preliminary architecture for a basic data-flow processor, in: *Proceedings of the 2nd Annual Symposium on Computer Architecture, Association for Computing Machinery*, New York, NY, USA. p. 126–132. doi:10.1145/642089.642111.
- Di Francesco, J., Chalmers, D., Denman, N., Fissel, L., Friesen, R., Gaensler, B., Hlavacek-Larrondo, J., Kirk, H., Matthews, B., O’Dea, C., Robishaw, T., Rosolowsky, E., Rupen, M., Sadavoy, S., Sa-Harb, S., Sivakoff, G., Tahani, M., van der Marel, N., White, J., Wilson, C., 2019. The Next Generation Very Large Array, in: *Canadian Long Range Plan for Astronomy and Astrophysics White Papers*, p. 32. doi:10.5281/zenodo.3765763, [arXiv:1911.01517](https://arxiv.org/abs/1911.01517).
- van Diepen, G., 2015. Casacore table data system and its use in the measurement set. *Astronomy and Computing* 2. doi:10.1016/j.ascom.2015.06.002.
- Diepen, G.V., 2006. NOTE 199 - Table Query Language. Technical Report. AIPS++ Notes Series.
- Dodson, R., Momjian, E., Pisano, D.J., Lubner, N., Blue Bird, J., Rozgonyi, K., Smith, E.T., van Gorkom, J.H., Lucero, D., Hess, K.M., Yun, M., Rhee, J., van der Hulst, J.M., Vinsen, K., Meyer, M., Fernandez, X., Gim, H.B., Popping, A., Wilcots, E., 2022. CHILES. VII. Deep Imaging for the CHILES Project, an SKA Prototype. *Astrophysics Journal* 163, 59. doi:10.3847/1538-3881/ac3e65, [arXiv:2112.06488](https://arxiv.org/abs/2112.06488).
- Dodson, R., Vinsen, K., Wu, C., Popping, A., Meyer, M., Wicencenc, A., Quinn, P., van Gorkom, J., Momjian, E., 2016. Imaging SKA-scale data in three different computing environments. *Astronomy and Computing* 14, 8–22. doi:10.1016/j.ascom.2015.10.007, [arXiv:1511.00401](https://arxiv.org/abs/1511.00401).
- Finlay, C., Bassett, B.A., Kunz, M., Oozeer, N., 2023. Trajectory-based RFI subtraction and calibration for radio interferometry. *Monthly Notices of the Royal Astronomical Society* 524, 3231–3251. doi:10.1093/mnras/stad1979, [arXiv:2301.04188](https://arxiv.org/abs/2301.04188).
- Greisen, E.W., 1990. The Astronomical Image Processing System, in: *Acquisition, Processing and Archiving of Astronomical Images*, pp. 125–142.
- Gustafson, J.L., 1990. Fixed time, tiered memory, and superlinear speedup, in: *Proceedings of the Fifth Distributed Memory Computing Conference (DMCC5)*, IEEE Press. pp. 1255–1260.
- van Haarlem, M.P., Wise, M.W., Gunst, A.W., Heald, G., McKean, J.P., Hessels, J.W.T., de Bruyn, A.G., Nijboer, R., Swinbank, J., Fallows, R., Brentjens, M., Nelles, A., Beck, R., Falcke, H., Fender, R., Hörandel, J., Koopmans, L.V.E., Mann, G., Miley, G., Röttgering, H., Stappers, B.W., Wijers, R.A.M.J., Zaroubi, S., van den Akker, M., Alexov, A., Anderson, J., Anderson, K., van Ardenne, A., Arts, M., Asgekar, A., Avruch, I.M., Batejat, F., Bähren, L., Bell, M.E., Bell, M.R., van Bemmell, I., Bennaema, P., Bentum, M.J., Bernardi, G., Best, P., Bî rzan, L., Bonafede, A., Boonstra, A.J., Braum, R., Bregman, J., Bretiling, F., van de Brink, R.H., Broderick, J., Broekema, P.C., Brouw, W.N., Brüggem, M., Butcher, H.R., van Cappellen, W., Ciardi, B., Coenen, T., Conway, J., Coolen, A., Corstanje, A., Damstra, S., Davies, O., Deller, A.T., Dettmar, R.J., van Diepen, G., Dijkstra, K., Donker, P., Doorduyn, A., Dromer, J., Drost, M., van Duin, A., Eislöffel, J., van Enst, J., Ferrari, C., Frieswijk, W., Gankema, H., Garrett, M.A., de Gasperin, F., Gerbers, M., de Geus, E., Grießmeier, J.M., Grit, T., Gruppen, P., Hamaker, J.P., Hassall, T., Hoeft, M., Holties, H.A., Horneffer, A., van der Horst, A., van Houwelingen, A., Huijgen, A., Iacobelli, M., Intema, H., Jackson, N., Jelic, V., de Jong, A., Juette, E., Kant, D., Karastergiou, A., Koers, A., Kollen, H., Kondratiev, V.I., Kooistra, E., Koopman, Y., Koster, A., Kuniyoshi, M., Kramer, M., Kuper, G., Lambropoulos, P., Law, C., van Leeuwen, J., Lemaitre, J., Loose, M., Maat, P., Macario, G., Markoff, S., Masters, J., McFadden, R.A., McKay-Bukowski, D., Meijering, H., Meulman, H., Mevius, M., Middelberg, E., Millenaar, R., Miller-Jones, J.C.A., Mohan, R.N., Mol, J.D., Morawietz, J., Morganti, R., Mulcahy, D.D., Mulder, E., Munk, H., Nieuwenhuis, L., van Nieuwpoort, R., Noordam, J.E., Norden, M., Noutsos, A., Offringa, A.R., Olofsson, H., Omar, A., Orrú, E., Overeem, R., Paas, H., Pandey-Pommier, M., Pandey, V.N., Pizzo, R., Polatidis, A., Rafferty, D., Rawlings, S., Reich, W., de Reijer, J.P., Reitsma, J., Renting, G.A., Riemers, P., Rol, E., Romein, J.W., Roosjen, J., Ruiter, M., Scaife, A., van der Schaar, K., Scheers, B., Schellart, P., Schoenmakers, A., Schoonderbeek, G., Serylak, M., Shulevski, A., Sluman, J., Smirnov, O., Sobey, C., Spreeuw, H., Steinmetz, M., Sterks, C.G.M., Stiepel, H.J., Stuurwold, K., Tagger, M., Tang, Y., Tasse, C., Thomas, I., Thoudam, S., Toribio, M.C., van der Tol, B., Usov, O., van Veelen, M., van der Veen, A.J., ter Veen, S., Verbiest, J.P.W., Vermeulen, R., Vermaas, N., Vocks, C., Vogt, C., de Vos, M., van der Wal, E., van Weeren, R., Weggemans, H., Weltevrede, P., White, S., Wijnholds, S.J., Wilhelmsson, T., Wucknitz, O., Yatawatta, S., Zarka, P., Zensus, A., van Zwieten, J., 2013. LOFAR: The Low-frequency ARray. *Astronomy and Astrophysics* 556, A2. doi:10.1051/0004-6361/201220873.
- Hallinan, G., Ravi, V., Weinreb, S., Kocz, J., Huang, Y., Woody, D.P., Lamb, J., D’Addario, L., Catha, M., Law, C., Kulkarni, S.R., Phinney, E.S., Eastwood, M.W., Bouman, K., McLaughlin, M., Ransom, S., Siemens, X., Cordes, J., Lynch, R., Kaplan, D., Brazier, A., Bhatnagar, S., Myers, S., Walter, F., Gaensler, B., 2019. The DSA-2000 — A Radio Survey Camera, in: *Bulletin of the American Astronomical Society*, p. 255. doi:10.48550/arXiv.1907.07648, [arXiv:1907.07648](https://arxiv.org/abs/1907.07648).
- Hamman, J., Hoyer, S., 2017. Xarray: N-d labeled arrays and datasets in python. *Journal of Open Research Software* .
- Harris, C.R., Millman, K.J., van der Walt, S.J., Gommers, R., Virtanen, P., Cournapeau, D., Wieser, E., Taylor, J., Berg, S., Smith, N.J., Kern, R., Picus, M., Hoyer, S., van Kerkwijk, M.H., Brett, M., Haldane, A., del R’io, J.F., Wiebe, M., Peterson, P., G’erard-Marchant, P., Sheppard, K., Reddy, T., Weckesser, W., Abbasi, H., Gohlke, C., Oliphant, T.E., 2020. Array programming with NumPy. *Nature* 585, 357–362. doi:10.1038/s41586-020-2649-2.
- Hewitt, C., Bishop, P., Steiger, R., 1973. A universal modular actor formalism for artificial intelligence, in: *Proceedings of the 3rd International Joint Conference on Artificial Intelligence*, Morgan Kaufmann Publishers Inc., San Francisco, CA, USA. p. 235–245.
- Hotan, A.W., Bunton, J.D., Chippendale, A.P., Whiting, M., Tuthill, J., Moss, V.A., McConnell, D., Amy, S.W., Huynh, M.T., Allison, J.R., Anderson, C.S., Bannister, K.W., Bastholm, E., Beresford, R., Bock, D.C.J., Bolton, R., Chapman, J.M., Chow, K., Collier, J.D., Cooray, F.R., Cornwell, T.J., Diamond, P.J., Edwards, P.G., Feain, I.J., Franzen, T.M.O., George, D., Gupta, N., Hampson, G.A., Harvey-Smith, L., Hayman, D.B., Heywood, I., Jacka, C., Jackson, C.A., Jackson, S., Jeganathan, K., Johnston, S., Kesteven, M., Kleiner, D., Koribalski, B.S., Lee-Waddell, K., Lenc, E., Lensson, E.S., Mackay, S., Mahony, E.K., McClure-Griffiths, N.M., McConigley, R., Mirtschin, P., Ng, A.K., Norris, R.P., Pearce, S.E., Phillips, C., Pilawa, M.A., Raja, W., Reynolds, J.E., Roberts, P., Roxby, D.N., Sadler, E.M., Shields, M., Schinckel, A.E.T., Serra, P., Shaw, R.D., Sweetnam, T., Troup, E.R., Tzioumis, A., Voronkov, M.A., Westmeier, T., 2021. Australian square kilometre array pathfinder: I. system description. *Publications of the Astronomical Society of Australia* 38. doi:10.1017/pasa.2021.1.

- Hugo, B., 2024. A Journey from Commissioning to Science with MeerKAT. Ph.D. thesis. Rhodes University.
- Hugo, B.V., Perkins, S., Merry, B., Mauch, T., Smirnov, O.M., 2022. Tricolour: an optimized sumthreshold flagger for meerkat, in: Ruiz, J.E., Pierfederici, F., Teuben, P. (Eds.), *Astronomical Society of the Pacific Conference Series*. Hunter, J.D., 2007. Matplotlib: A 2d graphics environment. *Computing in Science & Engineering* 9, 90–95. doi:10.1109/MCSE.2007.55.
- Jakob, W., Rhineland, J., Moldovan, D., 2017. pybind11 – Seamless operability between C++11 and Python. <https://github.com/pybind/pybind11>.
- Jonas, J., MeerKAT Team, 2016. The MeerKAT Radio Telescope, in: *MeerKAT Science: On the Pathway to the SKA*, p. 1. doi:10.22323/1.277.0001.
- Józsa, G.I.G., Andati, L.A.L., de Blok, W.J.G., Hugo, B.V., Kleiner, D., Kamphuis, P., Molnár, D.C., Makhathini, S., Maccagni, F.M., Perkins, S.J., Ramaila, A., Ramatsoku, M., Serra, P., Smirnov, O.M., Thorat, K., White, S.V., 2022. CARACal - The Containerized Automated Radio Astronomy Calibration Pipeline, in: Ruiz, J.E., Pierfederici, F., Teuben, P. (Eds.), *Astronomical Society of the Pacific Conference Series*, p. 447.
- Kemball, A.J., Wieringa, M.H., 2000. Measurement Set definition version 2.0. NRAO report, January 21, 2000, 52 pages.
- Kenyon, J.S., Perkins, S.J., Bester, H.L., Smirnov, O.M., Russeawon, C., Hugo, B.V., 2024. Africanus II. QuartIcal: calibrating radio interferometer data at scale using Numba and Dask. *Astronomy and Computing* submitted. arXiv:2412.10072.
- Kenyon, J.S., Smirnov, O.M., Grobler, T.L., Perkins, S.J., 2018. CUBICAL - fast radio interferometric calibration suite exploiting complex optimization. *Monthly Notices of the Royal Astronomical Society* 478, 2399–2415. doi:10.1093/mnras/sty1221, arXiv:1805.03410.
- Kettenis, M., van Langevelde, H.J., Reynolds, C., Cotton, B., 2006. Parsel-Tongue: AIPS Talking Python, in: Gabriel, C., Arviset, C., Ponz, D., Enrique, S. (Eds.), *Astronomical Data Analysis Software and Systems XV*, p. 497.
- Kimball, R., Caserta, J., 2004. The Data Warehouse ETL Toolkit: Practical Techniques for Extracting, Cleaning, Conforming, and Delivering Data. Wiley, Indianapolis, IN.
- Kwok, Y.K., Ahmad, I., 1999. Static scheduling algorithms for allocating directed task graphs to multiprocessors. *ACM Comput. Surv.* 31, 406–471. URL: <https://doi.org/10.1145/344588.344618>, doi:10.1145/344588.344618.
- Lam, S.K., Pitrou, A., Seibert, S., 2015. Numba: A llvm-based python jit compiler, in: *Proceedings of the Second Workshop on the LLVM Compiler Infrastructure in HPC*, Association for Computing Machinery, New York, NY, USA. doi:10.1145/2833157.2833162.
- Makhathini, S., 2018. Advanced radio interferometric simulation and data reduction techniques. Ph.D. thesis. Rhodes University. Drosty Rd, Grahamstown, 6139, Eastern Cape, South Africa. Available via <http://hdl.handle.net/10962/57348>.
- Wes McKinney, 2010. Data Structures for Statistical Computing in Python, in: Stéfan van der Walt, Jarrod Millman (Eds.), *Proceedings of the 9th Python in Science Conference*, pp. 56 – 61. doi:10.25080/Majora-92bf1922-00a.
- McMullin, J.P., Waters, B., Schiebel, D., Young, W., Golap, K., 2007. CASA Architecture and Applications, in: Shaw, R.A., Hill, F., Bell, D.J. (Eds.), *Astronomical Data Analysis Software and Systems XVI*, p. 127.
- Message Passing Interface Forum, 2023. MPI: A Message-Passing Interface Standard Version 4.1. URL: <https://www.mpi-forum.org/docs/mpi-4.1/mpi41-report.pdf>.
- Molenaar, G.J., 2021. Design patterns and software techniques for large-scale, open and reproducible data reduction. Ph.D. thesis. Rhodes University.
- Noordam, J.E., Smirnov, O.M., 2012. MeqTrees: Software package for implementing Measurement Equations. arXiv:1209.010.
- Norman, D.A., 2002. The Design of Everyday Things. Basic Books, Inc., USA.
- Offringa, A.R., 2010. Aoflagger: Rfi software. *Astrophysics Source Code Library*, record ascl:1010.017. arXiv:1010.017.
- Offringa, A.R., 2012. The SumThreshold Method: Technical Details. Technical Report. Rijksuniversiteit Groningen.
- O’Mullane, W., Guy, L., Dubois-Felsmann, G., Economou, F., AlSaiyad, Y., Graham, M., Slater, C., 2023. Vera C. Rubin Observatory: Open Science to the core, in: *American Astronomical Society Meeting Abstracts*, p. 116.04.
- OpenXLA Contributors, 2024. Openxla: A unified compiler ecosystem for ml workloads. URL: <https://openxla.org>.
- Perkins, S.J., Marais, P.C., Zwart, J.T.L., Natarajan, I., Tasse, C., Smirnov, O., 2015. Montblanc¹: GPU accelerated radio interferometer measurement equations in support of Bayesian inference for radio observations. *Astronomy and Computing* 12, 73–85. doi:10.1016/j.ascom.2015.06.003, arXiv:1501.07719.
- Ramatsoku, M., Murgia, M., Vacca, V., Serra, P., Makhathini, S., Govoni, F., Smirnov, O., Andati, L. A. L., de Blok, E., Józsa, G. I. G., Kamphuis, P., Kleiner, D., Maccagni, F. M., Molnár, D. Cs., Ramaila, A. J. T., Thorat, K., White, S. V., 2020. Collimated synchrotron threads linking the radio lobes of eso 137-006. *A&A* 636, L1. URL: <https://doi.org/10.1051/0004-6361/202037800>, doi:10.1051/0004-6361/202037800.
- Rodrigues, J.E., Rodriguez Bezos, J.E., 1969. A GRAPH MODEL FOR PARALLEL COMPUTATIONS. Technical Report. Massachusetts Institute of Technology. USA.
- Sabater, J., Sánchez-Expósito, S., Best, P., Garrido, J., Verdes-Montenegro, L., Lezzi, D., 2017. Calibration of lofar data on the cloud. *Astronomy and Computing* 19, 75–89. doi:<https://doi.org/10.1016/j.ascom.2017.04.001>.
- Schilizzi, R.T., Dewdney, P.E., Lazio, T.J.W., 2008. The square kilometre array, in: *SPIE Astronomical Telescopes+ Instrumentation*, International Society for Optics and Photonics. pp. 70121I–70121I.
- Schwardt, L., Merry, B., Perkins, S., Richter, L., Mauch, T., Ratcliffe, S., 2023. katal: MeerKAT Data Access Library. *Astrophysics Source Code Library*, record ascl:2305.004.
- Sekhar, S., Athreya, R., 2018. Two procedures to flag radio frequency interference in the uv plane. *The Astronomical Journal* 156, 9. URL: <https://dx.doi.org/10.3847/1538-3881/aac16e>, doi:10.3847/1538-3881/aac16e.
- Smirnov, O.M., 2011. Revisiting the radio interferometer measurement equation - I. A full-sky Jones formalism. *Astronomy and Astrophysics* 527, A106. doi:10.1051/0004-6361/201016082.
- Smirnov, O.M., Heywood, I., Perkins, S.J., van Rooyen, R., 2022. ShadeMS: Rapid Plotting of Big Radio Interferometry Data, in: Ruiz, J.E., Pierfederici, F., Teuben, P. (Eds.), *Astronomical Society of the Pacific Conference Series*, p. 385.
- Smirnov, O.M., Makhathini, S., Kenyon, J.S., Bester, H.L., Perkins, S.J., Ramaila, A.J.T., Hugo, B.V., 2024. Africanus IV. The Stimela2 framework: scalable and reproducible workflows, from local to cloud compute. *Astronomy and Computing* submitted. arXiv:2412.10080.
- Tasse, C., Hugo, B., Mirmont, M., Smirnov, O., Atemkeng, M., Bester, L., Hardcastle, M.J., Lakhoo, R., Perkins, S., Shimwell, T., 2018. Faceting for direction-dependent spectral deconvolution. *Astronomy and Astrophysics* 611, A87. doi:10.1051/0004-6361/201731474.
- Tilmes, C., 2011. Data Formats: Using Self-Describing Data Formats. Technical Report. NASA.
- Toomey, L., Benn, D., Chapman, J., Dai, S., Dempsey, J., Hobbs, G., Russell, C., Wang, C., Wang, J., Zic, J., 2017. Processing public pulsar astronomy data in the Amazon Cloud. Technical Report. CSIRO.
- Ullman, J.D., 1975. Np-complete scheduling problems. *J. Comput. Syst. Sci.* 10, 384–393. URL: [https://doi.org/10.1016/S0022-0000\(75\)80008-0](https://doi.org/10.1016/S0022-0000(75)80008-0), doi:10.1016/S0022-0000(75)80008-0.
- Virtanen, P. et al., 2020. SciPy 1.0: Fundamental Algorithms for Scientific Computing in Python. *Nature Methods* 17, 261–272. doi:10.1038/s41592-019-0686-2.
- Wells, D.C., Greisen, E.W., Harten, R.H., 1981. FITS - a Flexible Image Transport System. *A&A* 44, 363.