

EventSum: A Large-Scale Event-Centric Summarization Dataset for Chinese Multi-News Documents

Mengna Zhu¹, Kaisheng Zeng^{2,3}, Mao Wang¹, Kaiming Xiao¹,
Lei Hou^{2*}, Hongbin Huang^{1*}, Juanzi Li²

¹Laboratory for Big Data and Decision, National University of Defense Technology

²Department of Computer Science and Technology, Tsinghua University

³College of Information and Communication, National University of Defense Technology
zhumengna16@nudt.edu.cn

Abstract

In real life, many dynamic events, such as major disasters and large-scale sports events, evolve continuously over time. Obtaining an overview of these events can help people quickly understand the situation and respond more effectively. This is challenging because the key information of the event is often scattered across multiple documents, involving complex event knowledge understanding and reasoning, which is under-explored in previous work. Therefore, we proposed the **Event-Centric Multi-Document Summarization (ECS)** task, which aims to generate concise and comprehensive summaries of a given event based on multiple related news documents. Based on this, we constructed the **EventSum** dataset, which was constructed using Baidu Baike entries and underwent extensive human annotation, to facilitate relevant research. It is the first large-scale Chinese multi-document summarization dataset, containing 5,100 events and a total of 57,984 news documents, with an average of 11.4 input news documents and 13,471 characters per event. To ensure data quality and mitigate potential data leakage, we adopted a multi-stage annotation approach for manually labeling the test set. Given the complexity of event-related information, existing metrics struggle to comprehensively assess the quality of generated summaries. We designed specific metrics including Event Recall, Argument Recall, Causal Recall, and Temporal Recall along with corresponding calculation methods for evaluation. We conducted comprehensive experiments on EventSum to evaluate the performance of advanced long-context Large Language Models (LLMs) on this task. Our experimental results indicate that: 1) The event-centric multi-document summarization task remains challenging for existing long-context LLMs; 2) The recall metrics we designed are crucial for evaluating the comprehensiveness of the summary information. Our code and data can be obtained from <https://github.com/Mzzzhu/EventSum>.

Introduction

Dynamic events characterized by continuous development and change over time, uncertainty, and intricate causal relationships are pervasive in real life, such as natural disasters (*earthquakes, floods*), major sports events (*Olympics, UEFA European Championship*), and pressing social issues (*criminal cases, sudden public health crises*), etc. These events are

often covered by multiple news articles that report from different perspectives and may include real-time updates. Integrating these diverse news sources is essential for a comprehensive understanding of the event. Extracting key information from related news articles to create accurate and comprehensive summaries is crucial for quickly organizing information about the event and better supporting downstream applications such as opinion mining, intelligent assistants, emergency response, etc (Tsirakis et al. 2017; Xu et al. 2020; Dutta et al. 2019; Purohit et al. 2018; Urologin 2018).

As illustrated in Figure 1, the news articles provide information about the “2023 Hebei Heavy Rain”: the cause (News 1: Typhoon Doksuri and cold and warm air), casualties (News 3: 29 deaths), affected areas (News 4: 110 counties), and measures taken (News 5: all post-disaster reconstruction projects completed). According to the generated summary which combined the information from the above news articles, the reader can quickly and conveniently grasp the full scope of the “2023 Hebei Heavy Rain” event.

Generating summaries based on multiple related news articles is crucial for quickly and comprehensively understanding events. However, relevant research is currently limited due to a lack of appropriate datasets. The datasets available for this task face three primary challenges: 1) Existing news-focused datasets like Multi-News (Fabbri et al. 2019) consist of news-related articles and corresponding summaries that are organized around general news content rather than the specific dynamic event in chronological order; 2) Most large-scale datasets are automatically constructed, like WikiSum (Liu et al. 2018), which compromises dataset quality and increases the risk of data leakage in the test set; 3) Common evaluation metrics for multi-document summarization tasks, such as the ROUGE for lexical evaluation (Lin 2004) and BERTScore (Zhang* et al. 2020) for semantic evaluation, are insufficient to adequately assess the completeness and comprehensiveness of summaries that focus on dynamic events.

To address the above challenges, in this paper, we constructed the first large-scale Chinese multi-news summarization dataset focused on dynamic events used for ECS, named EventSum¹. This dataset comprises a total of 5,100 events

*Corresponding Authors.

¹After publication, the corresponding AAAI link for our paper will be updated here.

新闻 [1]	News [1]
.....受台风“杜苏芮”和冷空气共同影响，自7月27日起，河北大部出现强降雨过程.....Starting from July 27, heavy rainfall affected most of Hebei Province due to Typhoon Doksuri and the interaction of cold and warm air masses.....
新闻 [2]	News [2]
截至8月1日12时.....此次强降雨造成因灾死亡9人.....因灾失踪6人.....	As of 12:00 PM on August 1st..... the heavy rainfall has resulted in 9 deaths..... and 6 missing persons.....
新闻 [3]	News [3]
.....截至8月10日，河北因灾死亡29人，6人为先失失联人员.....By August 10, 29 people had died in Hebei, including 6 previously missing persons.....
新闻 [4]	News [4]
.....8月11日，河北省政府新闻办召开“河北省防汛救灾暨灾后重建”新闻发布会.....洪涝灾害波及110个县（市、区）.....On August 11, the Hebei Provincial Government held a conference on flood control and disaster relief, reporting that the flooding affected 110 counties.....
新闻 [5]	News [5]
.....从省交通运输厅获悉，截至6月30日，我省交通领域2895项灾后重建工程全部完工.....By June 30, all 2,895 post-disaster transportation reconstruction projects in Hebei were completed.....
新闻 [N]	News [N]
.....
摘要	Summary
2023年7月27日起，受冷空气和台风杜苏芮共同影响，河北省大部出现强降雨[1].....截至2023年8月10日，河北全省因灾死亡29人[3].....2023年8月11日，河北省政府新闻办召开“河北省防汛救灾暨灾后重建”新闻发布会通报，本次特大暴雨过程，洪涝灾害波及110个县（市、区）[4].....2024年7月，河北交通领域2895项灾后重建工程全部完工[5].....	Starting from July 27, 2023, heavy rainfall affected most of Hebei Province due to Typhoon Doksuri and cold and warm air masses [1].....By August 10, 29 people had died [3].....On August 11, it was reported that the flooding affected 110 counties [4].....By July 2024, all 2,895 post-disaster reconstruction projects in Hebei's transportation sector were completed [5].....

Figure 1: An example of the “2023 Hebei Heavy Rain”. The right side of the figure shows the English translation obtained from the original documents on the left.

and 57,984 news articles, with each event corresponding to one piece of data. On average, each event has 11.4 related news articles and 13,471 input characters. In order to ensure the quality of the data, and the possibility of data leakage caused by the pre-trained corpus, we have implemented a multi-stage annotation method to manually write summaries for the test set data. These summaries are organized in chronological order of sub-events and retain structured information obtained through annotation, including key sub-events, key event arguments, and causal relationships, which are crucial for comprehensive event understanding.

We used our dataset EventSum to evaluate the performance of several advanced long-text LLMs on this task. To better assess the quality of generated summaries and its effectiveness in organizing event information, we developed specific key elements recall metrics, including Event Recall, Argument Recall, Causal Recall, and Temporal Recall. We used existing structured event understanding datasets to train Natural Language Inference (NLI) models to compute these metrics by judging whether key event elements were entailed in the generated summary. This approach allows for a more comprehensive evaluation of the recall rate of structured information, as annotated in the dataset, thereby pro-

viding a more detailed measure of the quality of the generated summaries. The experimental results show that: 1) The event-centric multi-document summarization task remains challenging for current long-text LLMs on EventSum; 2) The designed recall metrics are significant for evaluating the comprehensiveness of the generated summary.

Our contributions can be summarized as follows:

1. We proposed the event-centric multi-document summarization task which generated summaries around specified dynamic events based on given multiple related documents. This task is beneficial for quickly organizing event information but also challenging because it requires a deep understanding of long texts and complex event information.

2. We developed **EventSum**, the first large-scale Chinese multi-document summarization dataset, automatically constructed from Baidu Baike entries for this task study. Compared to existing news-related MDS datasets, EventSum features the highest number of input documents and the longest input length. To address data leakage and ensure robust evaluation, we **manually wrote** summaries for the test set and annotated key event-related information.

3. We conducted comprehensive experiments using annotated data of EventSum to evaluate the performance of advanced long-text LLMs on this task. Given the complexity of event data, we designed specific recall metrics to better assess the generated summaries. Our experimental results highlight the challenges posed by this task and dataset while confirming the effectiveness of our designed metrics.

Dataset Construction

In this section, we provide a detailed introduction to the construction methods of the EventSum. The overview of our method can be illustrated in Figure 2, which shows an example of the data construction process for the entry “2023 Hebei Heavy Rain”. It includes two parts: the automatic data construction process and the human annotation process.

Automatic Data Construction

The data for EventSum is sourced from event-related entries on Baidu Baike.² The description information from these entries are used as reference summaries. Due to the potential absence of references or the omission of critical references in these entries, the input sources for the summaries are derived from two components: 1) News articles that correspond to the references listed within the entry, and 2) News articles retrieved based on the title information of the entry. The primary sources of these input news articles are reputable official news websites such as CCTV News, Huanqiu, and Sina³, which ensures the reliability of the information. The detailed construction process is as follows.

Data Collecting We initially employed web scraping tools such as Requests, BeautifulSoup, and Selenium to harvest entries related to notable events from Baidu Baike between January 2000 and April 2024. We collected and stored the

²<https://baike.baidu.com>

³<https://www.cctv.com>; <https://www.huanqiu.com>; <https://ww.w.sina.com.cn>

“title”, “card”, “description”, and “reference” for each entry. Non-event entries were filtered out based on key fields such as “time” and “location” in the basic information table, resulting in a total of 14,000 entries. To ensure the comprehensiveness of the summary information sources, we utilized the Bing News Search API⁴ to retrieve related news articles for each entry based on its title. We specifically selected 20 news articles published within a month of the event date based on the “time” field in the card which contains basic event information as supplementary input documents.

Data Cleaning We cleaned and filtered the input documents through techniques like regular expression matching, removing some missing and duplicate documents. To further minimize noise introduced during document retrieval, we utilized the sentence-transformers⁵ (Reimers and Gurevych 2020) to calculate the textual similarity between the retrieved documents and the summaries, filtering out low-relevance documents with a similarity score below the pre-set threshold of 0.5 and the number of input documents was controlled between 5 and 20.

Temporal Relation Annotation Considering that temporal relationships are relatively simpler compared to other types of event information, and in the summaries generated around dynamic events, the events we are concerned with that have temporal relationships usually appear with clear time information indicators or obvious conjunctions. Therefore, we used LLMs⁶ to automatically annotate temporal relationships in the reference summaries, and only annotated event pairs with clear “before” and “after” relationships. Considering the transitivity of temporal information, we only label events that are directly adjacent in time. We obtained 14,932 temporal relationships in total.

Through the aforementioned steps, we automatically construct data pairs, which can be represented as $i = [D, r, T]$, where D represents the set of input documents, r represents the reference summary, and T represents the set of temporal relationships automatically annotated based on r .

Finally, we obtain 5,100 instances and split them into training, validation, and testing sets. In EventSum, each instance corresponds to a dynamic event.

Human Annotation

Considering the efficiency and cost of manual summarization, we chose to manually annotate the test set of EventSum due to the inherent data leakage issues associated with open-source data. To guarantee the data quality, we adopted a multi-stage annotation method, replacing the original reference summary r in the test set with the manually written summary r' . Detailed annotation process is as follows.

Sub-events and Arguments Annotation Annotate structural sub-events and their relevant argument information related to the core dynamic event in each input document.

The sub-events were annotated as **sentences** containing key event information, and the arguments we focused on annotating included “time”, “location”, “person”, and “organization”. The definitions of the event and arguments mentioned above are widely adopted, similar to those in ACE 2005 (Christopher et al. 2005). However, it is important to note that our work does not define any specific event schema.

Summary Writing Write a summary for each input document. During the summarization process, should consider the structured event information annotated in Step 1 and use expressions from the input documents as much as possible.

Global Information Annotation Deduplicate structured event information from the annotations of each document and organize the summaries chronologically to generate a global summary and compile structured event information.

Causal Relation Annotation Annotate causal relationships between sentences in the global annotated sub-events. Following MAVEN-ERE (Wang et al. 2022), the annotated causal relationships primarily include “*cause*” and “*precondition*”, where “*cause*” indicates a sufficient condition, and “*precondition*” indicates a necessary condition.

Through this multi-stage annotation method, we ensure that the annotated summaries contain more comprehensive, complete, and accurate event-related information. The annotated data is iteratively checked and corrected to ensure high annotation quality. In the annotated data, there are 2,345 sub-events, 4,787 arguments, and 1,107 causal relationships.

Ultimately, each instance in the testing set is represented as $i = [D, r', T, G]$, where r' represents the newly manually written reference summary, and G represents the manually annotated global structured information.

Quality Control To ensure data quality, annotators were divided into three groups with cross-checks during annotation. Project managers conducted random checks and resolved conflicts, while acceptance reviewers verified manager-approved data, calculated pass rates, and provided revision requirements. This process continued until the data achieved a 90% pass rate. The pass rate is calculated as (number of data meeting the criteria / total data) * 100%. Criteria: 1) documents are relevant to the event, and 2) the summary covers key event elements and organized in chronological order. We sampled 50 instances from both automatically constructed and human-annotated data for review. The pass rate for automatic data was 81%, and for human-annotated data was 93%. For temporal relationships annotated by LLMs, we reviewed samples to ensure proper labeling of sub-events with clear time indicators or conjunctions. When the labeled main temporal relationships reach 80%, the data point is qualified. The qualified rate is 83%.

Data Analysis

The final constructed EventSum dataset contains 5,100 instances and 57,984 news articles. We choose to compare EventSum with Multi-News (Fabbri et al. 2019), DUC data from 2003 and 2004 (Over and Yen 2004), and TAC 2011 (Karolina and Hoa 2011) data, which are typically used

⁴<https://www.microsoft.com/en-us/bing/apis/bing-news-search-api>

⁵The model we used is paraphrase-multilingual-mpnet-base-v2.

⁶LLMs used here and in Designed Recall Metrics are glm-4-9b.

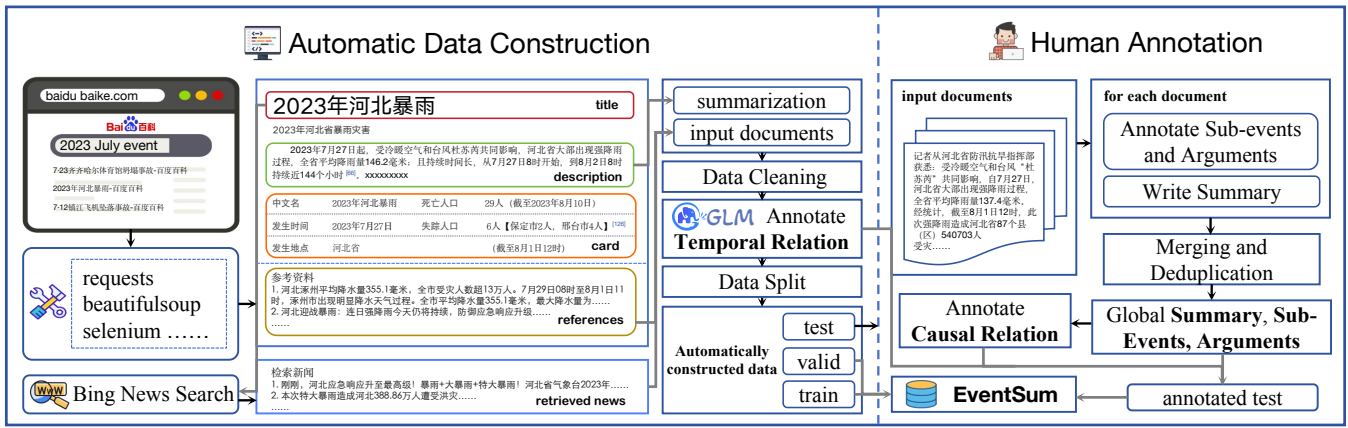


Figure 2: Overview of the construction process. It introduces the data construction process for the “2023 Hebei Heavy Rain” event from the retrieved entries for “Events of July 2023” on the Baidu Baike website.

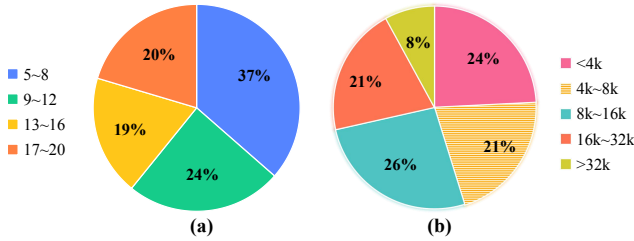


Figure 3: Analysis of Input Documents. The distribution of the number of input documents (a) and the total input characters (b) are presented on the left and right, respectively.

in multi-document settings and focused on news. The comparison result is shown in Table 1. It can be observed that EventSum is the first Chinese dataset specifically designed for multi-document summarization (MDS). Moreover, the number of input characters far exceeds that of other datasets. The number of input documents is also significantly higher compared to the widely used Multi-News.

To better understand the characteristics of EventSum, we conducted a detailed statistical analysis on the input news documents and the reference summary as follows.

Analysis of the Input Documents The number of input documents was controlled between 5 and 20. The average number of input documents is 11.4 and the distribution of the number of input documents can be seen in Figure 3 (a). Most instances have more than 8 input documents and one-fifth of the instances have more than 16 input documents.

The average input length is 13,471 characters, with a maximum length of 174,152 characters. The distribution of input lengths is shown in Figure 3 (b). Over half of the instances contain more than 8,000 characters in the input documents, and nearly one-third have more than 16,000 characters.

Analysis of the Reference Summary We conducted an analysis of the length distribution of the reference summaries, as illustrated in Figure 4 (a). The average length of the summaries is 161 characters, which meets the require-

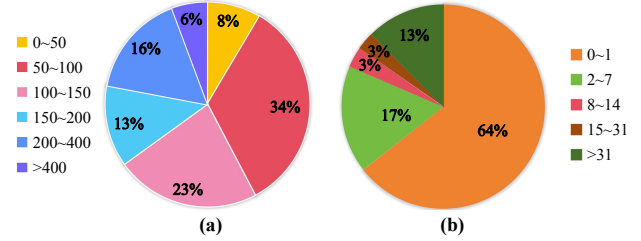


Figure 4: Analysis of Reference Summary. The distribution of characters in the reference summary is shown on the left (a), while the distribution of the dynamic event time span within the reference summary is displayed on the right (b).

ment for conciseness in practical applications. Additionally, we also analyzed the time span corresponding to the dynamic event in the reference summaries, as shown in Figure 4 (b). Nearly 40% of the data spans more than one day, and 13% spans more than one month, reflecting the distribution of events in real-world scenarios.

Evaluation Metrics

Evaluating metrics are essential for measuring the quality of the generated summaries in the summarization task, and well-defined metrics are crucial for relevant research (Ma et al. 2022). In this section, we introduce the evaluation metrics employed in our study in detail, including commonly used existing metrics and our specifically designed metrics.

Common Metrics ROUGE is the most commonly used metric in the summarization community and it comprises a set of evaluation metrics that assesses the similarity between the generated summary s and the reference summary r . It includes multiple variants to evaluate candidate summaries in different ways, with the most commonly used being ROUGE-N and ROUGE-L. ROUGE-N measures the n-gram recall between s and r . ROUGE-1 and ROUGE-2 are special cases of ROUGE-N that are usually chosen as best practices and represent the unigram and bigram, respec-

Dataset	Language	Data Size	#Docs	#Words (Input)	#Words (Output)
DUC 03+04	English	320	10	4,636	110
TAC 2011	English	176	10	4,696	100
Multi-News	English	44,972/5,622/5,622	2.7	2,104	264
EventSum	Chinese	4,015/500/585	11.4	13,471	161

Table 1: Comparison between EventSum and existing MDS datasets with existing datasets that are focused on news and most similar to our data. Words represent tokens for English datasets and characters for Chinese datasets.

tively. ROUGE-L adopts the longest common subsequence algorithm to count the longest matching vocabularies.

BERTScore is a prominent semantic matching metric that leverages pre-trained BERT embeddings to compute the similarity between the tokens in the generated summary s and the reference summary r . This approach provides a context-aware measure of semantic equivalence.

In our paper, we used F1-scores of ROUGE-1, ROUGE-2, ROUGE-L and BERTScore for evaluation.

Designed Recall Metrics Given that our task focuses on event-centric summarization, in order to better evaluate the completeness and accuracy of event information in the generated summaries, we specifically designed key element recall metrics, including *Event Recall*, *Argument Recall*, *Causal Recall* and *Temporal Recall*.

Due to the diversity of text generation, it is not feasible to directly calculate the recall rate of key elements using simple methods like regular expression matching. Drawing inspiration from the Recognising Textual Entailment task which defines textual entailment as that one text fragment can be inferred from another text fragment (Dagan, Glickman, and Magnini 2005), we obtain relevant recall rate by judging whether key elements were entailed in the generated summary or not. The general formula for key elements is:

$$\text{Recall}_{k_i} = \frac{\sum_{e \in \mathcal{E}_{k_i}} \Gamma(e, s)}{|\mathcal{E}_{k_i}|}, \quad (1)$$

$$\Gamma(e, s) = \begin{cases} 1, & \text{if } e \subseteq s, \\ 0, & \text{else.} \end{cases} \quad (2)$$

Here, e represents the key element annotated based on the reference summary, \mathcal{E}_{k_i} denotes the set of relevant annotated key elements with type k_i , and s denotes the generated summary. $\Gamma(e, s)$ is a discriminator used to determine whether the annotated element e can be inferred from the generated summary s or not. The entailment is confirmed only when $\Gamma(e, s) = 1$, indicating that the element e is indeed entailed in the summary s . The \subseteq means the entailment relationship.

In the equation (1) and (2), the corresponding e to designed metrics *Event Recall*, *Argument Recall*, *Causal Recall* and *Temporal Recall* is the sentence containing key event information, event-related arguments, causal relationships, and temporal relationships respectively.

We used existing event understanding datasets and the automatically constructed data of EventSum to train a relevant binary classification Natural Language Inference (NLI) model as the discriminator. Specifically, CMNEE (Zhu et al.

2024) is used to construct data for training NLI models for Event Recall and Argument Recall as it is a large-scale Chinese event extraction dataset and annotates coref-arguments information such as abbreviations, pronouns, etc. Considering there is currently no suitable Chinese dataset for event causal relationships extraction study and causal relationships are relatively more complex, making it difficult to obtain reliable annotation automatically, we chose to use the translated version of MAVEN-ERE (Wang et al. 2022) to construct data for training the NLI model for Causal Recall because the causal relation annotation requirement is similar to that of EventSum. Additionally, the automatically constructed data of EventSum, where temporal relationships were annotated during the dataset construction process, was used to train the NLI model for Temporal Recall.

The structural annotation information is converted into natural language expression by LLMs as t_2 for positive instances, with input text designated as t_1 for the NLI models. To better evaluate the quality of the summaries, we analyzed the generated summaries and designed three strategies to construct negative instances by modifying a certain proportion of the positive instances, making the constructed data more closely aligned with our actual requirements. The negative instances generation strategies are as follows.

- **Remove:** Use the sentence-transformers library to evaluate the similarity between sentences in t_1 and t_2 . Sentences from t_1 with a similarity score exceeding a threshold of 0.5 should be removed. The remaining sentences are then concatenated to form a new text, denoted as t'_1 .
- **Revise:** Instruct the LLM to modify key event-related information in t_2 , such as “time”, “location”, “quantity” and “person”, etc. Alternatively, the LLM may expand upon or remove certain details surrounding the key event in t_2 . The modified sentence is then used as t'_2 .
- **Replace:** Randomly retrieve 100 instances, calculate the similarity between the text of the retrieved instances and t_2 , and use the text with the highest similarity but no overlapping event information as the new text t'_1 .

Then we trained models to determine whether t_2 (t'_2) was entailed in t_1 (t'_1) or not. The model we selected to train was chinese-roberta-wwm-ext (Cui et al. 2019) which provides robust support for the Chinese corpus⁷.

On the test set of our constructed data for NLI models, final *Event Recall*, *Argument Recall*, *Causal Recall*, and *Temporal Recall* are 96.8, 92.9, 94.3, 92.1 respectively.

⁷More details about our trained NLI models can be found from appendix B: Details of NLI models.

We used trained models as discriminators to determine whether key elements annotated in the test set of EventSum were entailed in the generated summaries. The generated summary is as “ t_1 ” and the key element is as “ t_2 ”. In this way, we could obtain all the recall metrics we need.

Experiments

In this section, we used the annotated data of EventSum to evaluate the performance of advanced long-context LLMs on the event-centric multi-documents summarization task.

Experimental Setup

We evaluate 10 popular LLMs that feature long context capability and good support for Chinese, including open-source models: Baichuan2-13b-chat (Baichuan 2023), Llama3-chinese-8B-Instruct (Cui, Yang, and Yao 2023), Yi-1.5-9b-chat-16k (01.AI 2024), Qwen2-7b-Instruct (Yang et al. 2024), glm-4-9b-chat (GLM 2024), InternLM2.5-7B-Chat-1M (Cai et al. 2024), glm-4-9b-chat-1M (GLM 2024), and commercial models: MoonShot (Qin et al. 2024), Claude-3-Opus (Anthropic 2024), GPT-4o⁸ (OpenAI 2024). Metrics we used have been introduced above. The assessment was conducted under the zero-shot setting⁹.

Overall Results

Overall experimental results indicated that the task and our dataset are challenging, as shown in Tabel 2, We summarized our findings from following aspects:

1) Performance on Commonly Used Metrics: Among the open-source models, the best model was *glm-4-9b-1M*, while the best commercial model was *GPT-4o*. There is still significant room for improvement in overall performance. Open-source models outperformed commercial models on commonly used metrics. This is mainly because these models have undergone targeted training in Chinese, resulting in more natural and fluent expression in our task.

2) Effect of Input Length Limitation on Performance: Comparing the performance of open-source models with different input length limitations revealed that longer input length improved performance. This can be obviously seen from the results of *glm-4-9b-chat* and *glm-4-9b-chat-1M*.

3) Performance on Event-Centric Metrics: We observed a trend opposite to that seen with common metrics. *Claude-3-Opus* performed best on almost all our designed metrics, and commercial models generally performed better than most open-source models, which indicates the importance of our designed metrics for comprehensive evaluation.

4) Analysis of Our Designed Metrics: Specifically analyzing our designed metrics, we found that Event Recall was significantly lower compared to other metrics. This is mainly because the expression of sub-events is more complex than that of arguments and there is a greater quantity of sub-event data compared to relationships data.

⁸The models we used: moonshot-v1-128k, Claude-3-Opus-20240229, GPT-4o

⁹More details can be found in the appendix C: Experimental Details. Few-shot experimental results can be seen in the appendix D: Few-shot Experimental Results.

Further Analysis

In this section, we randomly sampled 50 instances from the prediction results of the best-performing model, *Claude-3-Opus*, for manual observation to gain further insights into EventSum. Additionally, we analyzed the impact of the number of input documents and different time spans on performance, and assessed the reliability of the evaluation metrics to ensure a comprehensive analysis.

Analysis of Generated Summaries

To better understand the challenges of EventSum, we observed the generated summaries of the sampled data and summarized the common issues into 3 main categories¹⁰:

1) Incomplete or Missing Information: The summaries might omit key elements of the dynamic event including sub-events, arguments, causal relations, and temporal relations mentioned above. This can lead to summaries lacking a comprehensive description of the dynamic event, as indicated by the results of our recall metrics.

2) Over or Under generalization: Summaries may be too vague, failing to capture specific details of the dynamic event, or too detailed, making the summary unnecessarily long. Striking the right balance between detail and brevity is a common challenge for the summarization task.

3) Irrelevance: Summaries might include irrelevant information that is not directly related to the dynamic event like reflective or commentary content or even other events information, especially when news like summary reports include multiple similar events appear in the input documents.

Additionally, in some models with poorer performance, issues such as repetition, incoherence, and poor responsiveness to the instructions in the prompt were also observed.

Metric Evaluation

Referring to the evaluation method of ROUGE, we compared the recall metrics obtained by trained NLI models with manually computed results based on human evaluation and also calculated their consistency on our sampled data to assess the reliability of our designed metrics, as shown in Table 3. The results in the table are close and relevant consistency all exceeds 90%. Most metrics from trained NLI models are generally slightly lower compared to human evaluation. This is because the high degree of diversity in the text generated by LLMs makes it difficult to identify some entailment relationships. However, this does not affect the comparison of the capability of LLMs, and the differences between the results are within an acceptable range. It indicates that our trained models can effectively compute the recall rate of key elements and better evaluate the quality and completeness of the summary.

Impact of Number of Input Documents

The impact of the Number of Input Documents can be seen in Figure 5 (a). It shows that almost all metrics exhibit clear overall downward trends. However, the trends for temporal

¹⁰Example cases can be seen in the appendix E: Cases for Generated Summaries Analysis

Type	Model	Length	R-1	R-2	R-L	BS	ER	AR	CR	TR
Open-Source	Baichuan2-13b-chat	8K	30.3	15.9	22.7	66.6	15.7	21.9	23.3	18.6
	Llama3-chinese-8B-Instruct	8K	40.1	22.8	29.8	73.5	15.1	26.9	24.4	20.2
	Yi-1.5-9b-chat-16k	16K	35.7	18.2	19.8	68.0	14.8	31.4	50.3	39.6
	Qwen2-7b-Instruct	32K	47.2	26.6	32.1	75.8	27.4	<u>48.4</u>	66.7	<u>53.5</u>
	glm-4-9b-chat	128K	<u>48.2</u>	<u>27.0</u>	<u>35.6</u>	77.2	16.2	<u>32.8</u>	22.8	15.3
	InterLM2.5-7B-Chat-1M	1M	47.9	26.7	33.7	76.3	24.5	44.2	55.2	40.5
Commerical	glm-4-9b-chat-1M	1M	49.3	28.6	36.2	<u>77.0</u>	23.9	43.8	47.5	31.8
	MoonShot	128K	43.2	23.2	29.9	71.9	23.5	43.7	57.9	42.3
	Claude-3-Opus	200K	45.1	22.9	29.7	75.2	<u>25.7</u>	50.3	67.3	56.8
	GPT-4o	128K	47.5	26.1	33.1	76.2	21.7	46.2	56.1	40.0

Table 2: Experimental results on EventSum. Length: Input length limitation of models; R-1: ROUGE-1; R-2: ROUGE-2; R-L: ROUGE-L; BS: BERTScore; ER: Event Recall; AR: Argument Recall; CR: Causal Recall; TR: Temporal Recall. Metric Definitions were illustrated in the Evaluation Metrics section. The best results are in bold. The second-best results are underlined.

Metric	Predicted	Human	Consistency
Event Recall	19.2	24.2	95.0
Argument Recall	36.4	39.4	97.0
Causal Recall	67.7	71.7	90.9
Temporal Recall	50.5	49.5	92.9

Table 3: Recall metrics obtained by trained NLI models and human judgment followed by consistency between them.

and causal relationships recall differ from the other metrics. The best performance is not achieved with the fewest input documents. This suggests that the model may better capture the relationships between events within a certain range of input document quantities, but as the number of input documents further increases, the complexity of the information rises, leading to a decline in the performances.

Impact of Time Span

The impact of time span of the dynamic event can be seen in Figure 5 (b). It can be observed that all metrics show an overall downward trend. The decline is more pronounced in our designed recall metrics compared to the common metrics. As the time span of the event increases, the number of corresponding sub-events, event arguments, causal relationships, and temporal relationships also increases, making the event information more complex and challenging to ensure the comprehensiveness and completeness of the generated summary. The change in the BERTScore, a metric for semantic matching, is relatively small, indicating that LLMs generally maintain good semantic relevance.

Related Work

Our work can be seen as an important extension of Multi-document Summarization (MDS), which focuses on generating concise summaries from multiple documents related to a specific topic. In this section, we will introduce some representative datasets and evaluation metrics for MDS.

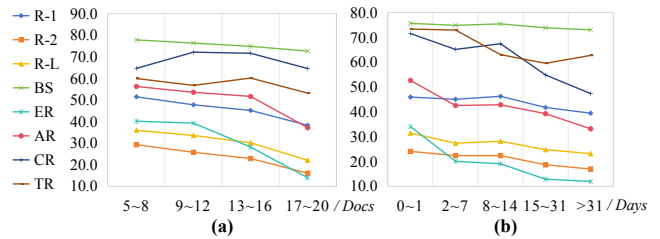


Figure 5: Analysis of the impact of various input documents number (left) and time span (right) of the dynamic event.

Datasets MDS prioritizes capturing key information across documents and emphasizes content coverage across documents without being constrained by specific temporal or event-based structures. Except for Multi-News, DUC and TAC datasets we compared with EventSum above that focused on News, there are also many other datasets for MDS, such as WikiSum (Liu et al. 2018), WCEP (Gholipour Ghandari et al. 2020) constructed based on Wikipedia, Multi-XScience (Lu, Dong, and Charlin 2020) focused on scientific articles, GameWikiSum (Antognini and Faltings 2020) focused on game video, Opinosis (Ganesan, Zhai, and Han 2010), Yelp (Chu and Liu 2019b) focused on reviews, etc. In MDS, there is a specific task similar to ours, namely Timeline Summarization (TLS) (Chieu and Lee 2004; Yan et al. 2011), which requires generating daily summaries and arranging them in chronological order. The mostly used dataset for TLS is Timeline17 (Giang et al. 2013) and Crisis (Tran, Alrifai, and Herder 2015). Timeline17 contains 17 topics and 19 timelines in total. Crisis has 5 topics and 22 timelines annotated in total. Available data for TLS is limited, which impedes relevant research. Our research can offer insights into how to construct TLS datasets and may even serve as a potential resource for TLS.

Considering ECS not only requires an understanding of temporal progression, like TLS, but also demands the ability to delineate the core event and sub-events, capture event relationships (co-reference, causal, etc.), resolve conflicting information, and integrate updates from multiple sources,

which is helpful for obtaining a deep understanding of event dynamics while providing a clear and comprehensive view, existing MDS datasets are not well-suited for our task.

Evaluation Metrics Conventional evaluation metrics used in the MDS research can be mainly divided into two categories: 1) lexical matching metrics which evaluate the similarity between generated summaries and reference summaries based on exact word overlaps, such as ROUGE (Lin 2004), BLEU (Papineni et al. 2002), Pyramid (Nenkova, Passonneau, and McKeown 2007); 2) semantic matching metrics which evaluate the meaning and contextual relevance of generated summaries beyond surface-level word overlaps, such as BERTScore (Zhang* et al. 2020), MoverScore (Zhao et al. 2019), METEOR (Banerjee and Lavie 2005). These metrics have been shown to have a relatively low correlation with human judgments, especially for tasks with creativity and diversity (Zhang, Yu, and Zhang 2024; Wang and Wu 2023). There are also some specialized metrics commonly used in TLS tasks. Except for the commonly used Rouge series scores including concat F1, Agree F1 and Align F1, Date F1 is mostly used for key date selection evaluation (Li et al. 2021; Hu, Moon, and Ng 2024). With the development of LLMs and their outstanding performances in various natural language processing tasks, a series of recent work has tried to use LLMs for evaluation (Wu et al. 2023; Liu et al. 2023, 2024).

To conclude, the existing evaluation metrics in MDS are not suitable for accurately evaluating the event content and cannot effectively assess the comprehensiveness of event information in the generated summaries.

Conclusions and Future Work

We proposed the first large-scale, event-centric summarization dataset for Chinese multi-news documents, EventSum, which was automatically constructed based on Baidu Baike entries, along with a manually annotated test set to mitigate the impact of inherent data leakage. Given the event-centric nature of EventSum, we designed recall metrics, including Event Recall, Argument Recall, Causal Recall, and Temporal Recall, to complement commonly used metrics in summarization tasks for evaluation. Experimental results demonstrated that this task and dataset are challenging, and further analysis confirmed the effectiveness and importance of our designed metrics. In the future, we plan to extend our approach to English corpora and increase the proportion of long time span events. Additionally, we hope to explore more sophisticated methods to conduct extensive experiments and further enhance performance.

Ethical Statement

This paper presents a new dataset, and we discuss some related ethical considerations here: (1) **Copyright Statement.** All data utilized in this work are publicly available and freely accessible, with no inclusion of proprietary or restricted data. The use of these datasets strictly adheres to the terms and conditions of their respective platforms. As such, this work does not involve any copyright infringement

or related issues. (2) **Worker Treatments.** We hire annotators from a professional data annotation company, ensuring fair compensation with agreed-upon salaries and workloads. All employment terms are contractually bound and adhere to local regulations. (3) **Risk Control.** Given that the texts in our dataset EventSum do not contain private information and are sourced from open data, we believe EventSum poses no additional risks. To verify this, we manually reviewed a random sample of the data and found no concerning issues.

Acknowledgments

We thank all the anonymous reviewers and meta reviewers for their valuable comments, as well as all of our team members for their support and assistance. This work is supported by Beijing Natural Science Foundation (L243006) and Natural Science Foundation of China (62476150).

References

- 01.AI. 2024. Yi: Open Foundation Models by 01.AI. arXiv:2403.04652.
- Angelidis, S.; and Lapata, M. 2018. Summarizing Opinions: Aspect Extraction Meets Sentiment Prediction and They Are Both Weakly Supervised. arXiv:1808.08858.
- Anthropic, A. 2024. The Claude 3 Model Family: Opus, Sonnet, Haiku. *Claude-3 Model Card*.
- Antognini, D.; and Faltings, B. 2020. GameWikiSum: a novel large multi-document summarization dataset. *arXiv preprint arXiv:2002.06851*.
- Baichuan. 2023. Baichuan 2: Open Large-scale Language Models. *arXiv preprint arXiv:2309.10305*.
- Banerjee, S.; and Lavie, A. 2005. METEOR: An automatic metric for MT evaluation with improved correlation with human judgments. In *Proceedings of the acl workshop on intrinsic and extrinsic evaluation measures for machine translation and/or summarization*, 65–72.
- Cai, Z.; Cao, M.; Chen, H.; Chen, K.; Chen, K.; Chen, X.; Chen, X.; et al. 2024. InternLM2 Technical Report. arXiv:2403.17297.
- Chieu, H. L.; and Lee, Y. K. 2004. Query based event extraction along a timeline. In *Proceedings of the 27th Annual International ACM SIGIR Conference on Research and Development in Information Retrieval, SIGIR '04*, 425–432. New York, NY, USA: Association for Computing Machinery. ISBN 1581138814.
- Christopher, W.; Stephanie, S.; Julie, M.; and Kazuaki, M. 2005. ACE 2005 Multilingual Training Corpus. <https://catalog.ldc.upenn.edu/LDC2006T06>.
- Chu, E.; and Liu, P. J. 2019a. MeanSum: A Neural Model for Unsupervised Multi-document Abstractive Summarization. arXiv:1810.05739.
- Chu, E.; and Liu, P. J. 2019b. MeanSum: A Neural Model for Unsupervised Multi-document Abstractive Summarization. arXiv:1810.05739.
- Cui, Y.; Che, W.; Liu, T.; Qin, B.; Yang, Z.; Wang, S.; and Hu, G. 2019. Pre-Training with Whole Word Masking for Chinese BERT. *arXiv preprint arXiv:1906.08101*.

- Cui, Y.; Yang, Z.; and Yao, X. 2023. Efficient and Effective Text Encoding for Chinese LLaMA and Alpaca. *arXiv preprint arXiv:2304.08177*.
- Dagan, I.; Glickman, O.; and Magnini, B. 2005. The PASCAL recognising textual entailment challenge. In *Proceedings of the First International Conference on Machine Learning Challenges: Evaluating Predictive Uncertainty Visual Object Classification, and Recognizing Textual Entailment*, MLCW'05, 177–190. Berlin, Heidelberg: Springer-Verlag. ISBN 3540334270.
- Durmus, E.; He, H.; and Diab, M. 2020. FEQA: A question answering evaluation framework for faithfulness assessment in abstractive summarization. *arXiv preprint arXiv:2005.03754*.
- Dutta, S.; Chandra, V.; Mehra, K.; Ghatak, S.; Das, A. K.; and Ghosh, S. 2019. Summarizing microblogs during emergency events: A comparison of extractive summarization algorithms. In *Emerging Technologies in Data Mining and Information Security: Proceedings of IEMIS 2018, Volume 2*, 859–872. Springer.
- Fabbri, A.; Li, I.; She, T.; Li, S.; and Radev, D. 2019. Multi-News: A Large-Scale Multi-Document Summarization Dataset and Abstractive Hierarchical Model. In Korhonen, A.; Traum, D.; and Márquez, L., eds., *Proceedings of the 57th Annual Meeting of the Association for Computational Linguistics*, 1074–1084. Florence, Italy: Association for Computational Linguistics.
- Ganesan, K.; Zhai, C.; and Han, J. 2010. Opinosis: a graph-based approach to abstractive summarization of highly redundant opinions. In *Proceedings of the 23rd International Conference on Computational Linguistics*, 340–348.
- Ghadimi, A.; and Beigy, H. 2023. SGCSumm: An extractive multi-document summarization method based on pre-trained language model, submodularity, and graph convolutional neural networks. *Expert Systems with Applications*, 215: 119308.
- Gholipour Ghalandari, D.; Hokamp, C.; Pham, N. T.; Glover, J.; and Ifrim, G. 2020. A Large-Scale Multi-Document Summarization Dataset from the Wikipedia Current Events Portal. In Jurafsky, D.; Chai, J.; Schluter, N.; and Tetreault, J., eds., *Proceedings of the 58th Annual Meeting of the Association for Computational Linguistics*, 1302–1308. Online: Association for Computational Linguistics.
- Giang, B.; Tran, T.; Tran, N. K.; Tran, M.; Alrifai, N.; and Kanhabua, N. 2013. Leveraging Learning To Rank in an Optimization Framework for Timeline Summarization.
- GLM, T. 2024. ChatGLM: A Family of Large Language Models from GLM-130B to GLM-4 All Tools. *arXiv:2406.12793*.
- Hu, Q.; Moon, G.; and Ng, H. T. 2024. From Moments to Milestones: Incremental Timeline Summarization Leveraging Large Language Models. In Ku, L.-W.; Martins, A.; and Srikumar, V., eds., *Proceedings of the 62nd Annual Meeting of the Association for Computational Linguistics (Volume 1: Long Papers)*, 7232–7246. Bangkok, Thailand: Association for Computational Linguistics.
- Karolina, O.; and Hoa, T. D. 2011. Overview of TAC 2011 Summarization Track. *National Institute of Standards and Technology*.
- Khan, A.; Salim, N.; and Kumar, Y. J. 2015. A framework for multi-document abstractive summarization based on semantic role labelling. *Applied Soft Computing*, 30: 737–747.
- Laban, P.; Schnabel, T.; Bennett, P. N.; and Hearst, M. A. 2022. SummaC: Re-visiting NLI-based models for inconsistency detection in summarization. *Transactions of the Association for Computational Linguistics*, 10: 163–177.
- Li, M.; Ma, T.; Yu, M.; Wu, L.; Gao, T.; Ji, H.; and McKeown, K. 2021. Timeline Summarization based on Event Graph Compression via Time-Aware Optimal Transport. In Moens, M.-F.; Huang, X.; Specia, L.; and Yih, S. W.-t., eds., *Proceedings of the 2021 Conference on Empirical Methods in Natural Language Processing*, 6443–6456. Online and Punta Cana, Dominican Republic: Association for Computational Linguistics.
- Lin, C.-Y. 2004. ROUGE: A Package for Automatic Evaluation of Summaries. In *Text Summarization Branches Out*, 74–81. Barcelona, Spain: Association for Computational Linguistics.
- Liu, P. J.; Saleh, M.; Pot, E.; Goodrich, B.; Sepassi, R.; Kaiser, L.; and Shazeer, N. 2018. Generating wikipedia by summarizing long sequences. *arXiv preprint arXiv:1801.10198*.
- Liu, Y.; Fabbri, A. R.; Chen, J.; Zhao, Y.; Han, S.; Joty, S.; Liu, P.; Radev, D.; Wu, C.-S.; and Cohan, A. 2024. Benchmarking Generation and Evaluation Capabilities of Large Language Models for Instruction Controllable Summarization. *arXiv:2311.09184*.
- Liu, Y.; Iter, D.; Xu, Y.; Wang, S.; Xu, R.; and Zhu, C. 2023. G-Eval: NLG Evaluation using Gpt-4 with Better Human Alignment. In Bouamor, H.; Pino, J.; and Bali, K., eds., *Proceedings of the 2023 Conference on Empirical Methods in Natural Language Processing*, 2511–2522. Singapore: Association for Computational Linguistics.
- Louis, A.; and Nenkova, A. 2013. Automatically Assessing Machine Summary Content Without a Gold Standard. *Computational Linguistics*, 39(2): 267–300.
- Lu, Y.; Dong, Y.; and Charlin, L. 2020. Multi-XScience: A Large-scale Dataset for Extreme Multi-document Summarization of Scientific Articles. *arXiv:2010.14235*.
- Ma, C.; Zhang, W. E.; Guo, M.; Wang, H.; and Sheng, Q. Z. 2022. Multi-document Summarization via Deep Learning Techniques: A Survey. *ACM Comput. Surv.*, 55(5).
- Nenkova, A.; Passonneau, R.; and McKeown, K. 2007. The Pyramid Method: Incorporating human content selection variation in summarization evaluation. *ACM Trans. Speech Lang. Process.*, 4(2): 4–es.
- Oliveira, A. S.; and Costa, A. H. R. 2021. PLSUM: Generating PT-BR Wikipedia by Summarizing Multiple Websites. In *Anais do XVIII Encontro Nacional de Inteligência Artificial e Computacional (ENIAC 2021)*, ENIAC 2021. Sociedade Brasileira de Computação.
- OpenAI. 2024. GPT-4 Technical Report. *arXiv:2303.08774*.

- Over, P.; and Yen, J. 2004. An introduction to DUC-2004. *National Institute of Standards and Technology*.
- Papineni, K.; Roukos, S.; Ward, T.; and Zhu, W.-J. 2002. Bleu: a method for automatic evaluation of machine translation. In *Proceedings of the 40th annual meeting of the Association for Computational Linguistics*, 311–318.
- Paulus, R.; Xiong, C.; and Socher, R. 2017. A Deep Reinforced Model for Abstractive Summarization. arXiv:1705.04304.
- Purohit, H.; Nannapaneni, S.; Dubey, A.; Karuna, P.; and Biswas, G. 2018. Structured Summarization of Social Web for Smart Emergency Services by Uncertain Concept Graph. In *2018 IEEE International Science of Smart City Operations and Platforms Engineering in Partnership with Global City Teams Challenge (SCOPE-GCTC)*, 30–35.
- Qin, R.; Li, Z.; He, W.; Zhang, M.; Wu, Y.; Zheng, W.; and Xu, X. 2024. Mooncake: A KVCache-centric Disaggregated Architecture for LLM Serving. arXiv:2407.00079.
- Reimers, N.; and Gurevych, I. 2020. Making Monolingual Sentence Embeddings Multilingual using Knowledge Distillation. In *Proceedings of the 2020 Conference on Empirical Methods in Natural Language Processing*. Association for Computational Linguistics.
- See, A.; Liu, P. J.; and Manning, C. D. 2017. Get To The Point: Summarization with Pointer-Generator Networks. arXiv:1704.04368.
- To, H. Q.; Tran, H.-N.; Greiner-Petter, A.; Beierle, F.; and Aizawa, A. 2024. SKT5SciSumm – A Hybrid Generative Approach for Multi-Document Scientific Summarization. arXiv:2402.17311.
- Tohalino, J. V.; and Amancio, D. R. 2018. Extractive multi-document summarization using multilayer networks. *Physica A: Statistical Mechanics and its Applications*, 503: 526–539.
- Tran, G.; Alrifai, M.; and Herder, E. 2015. Timeline Summarization from Relevant Headlines. 245–256. ISBN 978-3-319-16353-6.
- Tsirakis, N.; Pouloupoulos, V.; Tsantilas, P.; and Varlamis, I. 2017. Large scale opinion mining for social, news and blog data. *J. Syst. Softw.*, 127(C): 237–248.
- Urologin, S. 2018. Sentiment analysis, visualization and classification of summarized news articles: a novel approach. *International Journal of Advanced Computer Science and Applications*, 9(8).
- Wang, G.; and Wu, W. 2023. Surveying the Landscape of Text Summarization with Deep Learning: A Comprehensive Review. arXiv:2310.09411.
- Wang, X.; Chen, Y.; Ding, N.; Peng, H.; Wang, Z.; Lin, Y.; Han, X.; Hou, L.; Li, J.; Liu, Z.; et al. 2022. MAVEN-ERE: A Unified Large-scale Dataset for Event Coreference, Temporal, Causal, and Subevent Relation Extraction. In *Proceedings of the 2022 Conference on Empirical Methods in Natural Language Processing*, 926–941.
- Wu, N.; Gong, M.; Shou, L.; Liang, S.; and Jiang, D. 2023. Large Language Models are Diverse Role-Players for Summarization Evaluation. arXiv:2303.15078.
- Xu, R.; Cao, J.; Wang, M.; Chen, J.; Zhou, H.; Zeng, Y.; Wang, Y.; Chen, L.; Yin, X.; Zhang, X.; Jiang, S.; Wang, Y.; and Li, L. 2020. Xiaomingbot: A Multilingual Robot News Reporter. In Celikyilmaz, A.; and Wen, T.-H., eds., *Proceedings of the 58th Annual Meeting of the Association for Computational Linguistics: System Demonstrations*, 1–8. Online: Association for Computational Linguistics.
- Yan, R.; Kong, L.; Huang, C.; Wan, X.; Li, X.; and Zhang, Y. 2011. Timeline Generation through Evolutionary Trans- Temporal Summarization. In Barzilay, R.; and Johnson, M., eds., *Proceedings of the 2011 Conference on Empirical Methods in Natural Language Processing*, 433–443. Edinburgh, Scotland, UK.: Association for Computational Linguistics.
- Yang, A.; Yang, B.; Hui, B.; Zheng, B.; Yu, B.; Zhou, C.; Li, C.; Li, C.; et al. 2024. Qwen2 Technical Report. arXiv preprint arXiv:2407.10671.
- Yapinus, G.; Erwin, A.; Galinium, M.; and Muliady, W. 2014. Automatic multi-document summarization for Indonesian documents using hybrid abstractive-extractive summarization technique. In *2014 6th International Conference on Information Technology and Electrical Engineering (ICITEE)*, 1–5. IEEE.
- Zhang, H.; Yu, P. S.; and Zhang, J. 2024. A Systematic Survey of Text Summarization: From Statistical Methods to Large Language Models. arXiv:2406.11289.
- Zhang*, T.; Kishore*, V.; Wu*, F.; Weinberger, K. Q.; and Artzi, Y. 2020. BERTScore: Evaluating Text Generation with BERT. In *International Conference on Learning Representations*.
- Zhang, Y.; Er, M. J.; and Zhao, R. 2015. Multi-document extractive summarization using window-based sentence representation. In *2015 IEEE Symposium Series on Computational Intelligence*, 404–410. IEEE.
- Zhang, Z.; Elfardy, H.; Dreyer, M.; Small, K.; Ji, H.; and Bansal, M. 2023. Enhancing Multi-Document Summarization with Cross-Document Graph-based Information Extraction. In Vlachos, A.; and Augenstein, I., eds., *Proceedings of the 17th Conference of the European Chapter of the Association for Computational Linguistics*, 1696–1707. Dubrovnik, Croatia: Association for Computational Linguistics.
- Zhao, W.; Peyrard, M.; Liu, F.; Gao, Y.; Meyer, C. M.; and Eger, S. 2019. MoverScore: Text generation evaluating with contextualized embeddings and earth mover distance. arXiv preprint arXiv:1909.02622.
- Zhu, M.; Xu, Z.; Zeng, K.; Xiao, K.; Wang, M.; Ke, W.; and Huang, H. 2024. CMNEE: A Large-Scale Document-Level Event Extraction Dataset Based on Open-Source Chinese Military News. In *Proceedings of the 2024 Joint International Conference on Computational Linguistics, Language Resources and Evaluation (LREC-COLING 2024)*, 3367–3379.

A. More details about EventSum

Event occurrence time ranges from the year 2000 to 2024 (until May, 2024) and detailed distribution can be seen in

Figure 6. Most of the events selected in the dataset occurred in the last 10 years (with 53.1% of events occurring in the last 5 years). Therefore there is less possibility of input news missing, which helps to ensure the completeness and the quality of our data.

B. Details of NLI models

In this section, we introduce the detailed process for our trained NLI models.

Data Preparation

To train Natural Language Inference (NLI) models capable of determining whether key event-related information e is entailed in the generated summary s , and to provide a more comprehensive evaluation of summary quality, we constructed $[t_1, t_2, label]$ data pairs using existing event understanding datasets as well as automatically constructed data from EventSum, which includes temporal relationship information.

In the constructed dataset, t_1 represents the input text, t_2 represents the key element information, and the label value falls within $[0, 1]$. A label of “1” indicates that t_2 is entailed in t_1 , while a label of “0” indicates that t_2 is not entailed in t_1 . The dataset includes both positive and negative instances. Data was constructed based on observations from LLMs prediction result on EventSum. Details can be seen in Table 4.

Firstly, we used *glm-4-9b* to convert the existing structural data into natural language expressions as positive instances, assigning all labels a value of “1”.

We then designed three strategies for generating negative instances, namely “Remove”, “Revise”, and “Replace”. By randomly selecting negative instance generation strategies to modify the certain proportion of the positive instances, we change the label information from “1” to “0” to obtain the negative instances.

We used the event extraction dataset CMNEE to construct data for training the NLI model for Event Recall and Argument Recall, translated the version of MAVEN-ERE for Causal Recall, automatic constructed data of EventSum for Temporal Recall.

Event Recall t_2 represents the sentence contained key event information, and the label is used to indicate whether the sentence is entailed in the input text t_1 .

To obtain positive instances, we used *glm-4-9b* to rephrase the structured event information annotated in the dataset from the input text into a coherent natural language sentence. The prompt we used can be seen in Figure 7. Then the input text is used as t_1 , the generated key event information sentence is used as t_2 , and the label is assigned a value of “1”.

The modification methods corresponding to the negative instance generation strategies are as follows:

- **Remove:** Calculate the similarity between each sentence in the text and t_2 , and remove sentences with similarity that exceed the certain threshold. The remaining low-similarity sentences were concatenated as the new text t'_1 and the label was set to “0”.

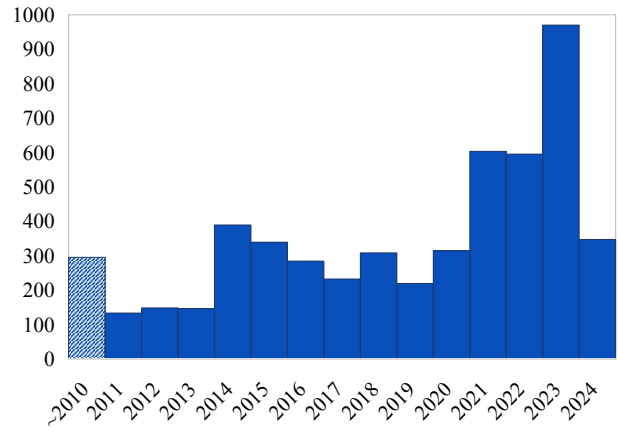


Figure 6: Analysis of Event Occurrence Time Distribution. The year ranges from 2000 to 2024.

- **Revise:** Prompt the LLM *glm-4-9b* to modify key information in the key event sentence t_2 from the positive instances, such as changing the “time”, “location”, “quantities”, or “person” involved in the event. Alternatively, expand on or delete some information surrounding the key event in sentence t_2 . The generated sentence after modification is used as the new sentence information t'_2 and the label was set to “0”. Prompt can be seen in Figure 8.
- **Replace:** Randomly retrieve 100 instances, calculate the similarity between the text of the retrieved instances and t_2 , and use the text with the highest similarity but no overlapping event information as the new t'_1 . The label was set to “0”.

Argument Recall t_2 represents the key event argument, and the label is used to indicate whether the argument is entailed in the input text t_1 .

Considering that arguments may include abbreviations, pronouns, etc., to more accurately evaluate argument recall, positive instances consists of two parts: 1) For ordinary arguments not in the coref-arguments list, use the text as t_1 and the argument information as t_2 . 2) For arguments in the coref-arguments list, replace all other occurrences of the argument in the text with one of the arguments from the list. The modified text is used as t_1 , and the argument information from the coref-arguments list is used as t_2 . All labels are assigned as “1”. Negative instance generated strategies were the same as those of Event Recall.

Causal Recall t_2 represents the sentence containing a causal relationship. The label is used to indicate whether the causal relationship is entailed in the input text t_1 .

Currently, there is no existing Chinese dataset that meets our requirements for event causal relationships. Therefore, we translated the MAVEN-ERE dataset into Chinese using *glm-4-9b* and obtained the input text after translation as t_1 along with two sentences that exhibit a causal relationship. We then instructed the LLM to connect these two sentences into a coherent text using appropriate conjunctions, generating t_2 . The labels were set to “1”. Negative instance generated strategies were similar to those of Event Recall.

<pre>[{ "role": "system", "content": "你是一位语言学专家，精通文本改写任务。我将给你一段文本以及其中包含的事件信息，希望你帮助我完成文本改写，输出改写后的文本中包含给定的事件信息的句子。具体的任务要求如下： A. 事件信息不能遗漏，最终输出的句子数量应该和给出的事件信息数量相等。 B. 每个事件信息需要完整，句子可以长一些，增加一些修饰词或根据输入文本找到相似内容后去掉一些修饰词，或者变化表达。 C. 输出的格式为： 1. <句子> 2. <句子> ... 需要严格按照给定的格式输出。 下面我将给你三个例子，你的输出需要按照同样的格式。" }, { "role": "user", "content": "输入文本：周三早上，美国佛罗里达州核潜艇反应堆附近起火，有四人受到轻伤，但没有造成重大损失。火焰是在上午10点多工作人员在核潜艇反应堆舱上方施工切割潜艇外壳时燃着的。官方称起火大约10分钟后就被扑灭了，核潜艇上的设备未被损坏。受伤的4人，包括一名佛罗里达州船员被送到朴茨茅斯海军医疗中心救治。起火的原因正在调查之中。佛罗里达州潜艇的反应堆已经关闭了2个多月。该潜艇正在朴茨茅斯的诺福克海军造船厂进行大规模检查更新，包括用154个巡航导弹取代艇上的核武器。施工工程还要为几十名特别任务人员在艇上腾出空间。佛罗里达州号还将更换反应堆燃料，使潜艇能够继续运行20到25年。佛罗里达州号是20年前服役的俄亥俄级潜艇。进行这次更新的总花费为8亿美元。 关键事件信息为： 事件1： 触发词：受到轻伤 论元：周三早上，四，人 事件2： 触发词：起火 论元：周三早上，美国佛罗里达州核潜艇，有四人受到轻伤，没有造成重大损失" }, { "role": "assistant", "content": "1. 周三早上，有四人在美国佛罗里达州核潜艇反应堆附近起火事件中受到轻伤。 2. 周三早上，美国佛罗里达州核潜艇起火，有四人受到轻伤，但没有造成重大损失。" }, ]</pre>	<pre>[{ "role": "system", "content": "You are a linguistics expert specializing in text rewriting tasks. I will provide you with a piece of text along with the event information it contains, and I would like you to help me rewrite the text, ensuring that the rewritten text includes the sentences with the given event information. The specific task requirements are as follows: A. The event information must not be omitted, and the final output should have the same number of sentences as the given event information. B. Each event should be fully conveyed; sentences can be lengthened by adding modifiers or shortened by removing some modifiers after finding similar content in the input text, or the expression can be varied. C. The output format should be: <Sentence> <Sentence> ... You need to strictly follow the given format for output. Below, I will provide you with three examples, and your output needs to follow the same format." }, { "role": "user", "content": "input: On Wednesday morning, a fire broke out near the reactor of the USS Florida nuclear submarine, causing minor injuries to four people, but no significant damage was reported. The flames ignited shortly after 10 AM while workers were cutting the submarine's hull above the reactor compartment. Officials stated that the fire was extinguished approximately 10 minutes later, and the equipment on the submarine was not damaged. The four injured individuals, including one crew member of the USS Florida, were taken to Portsmouth Naval Medical Center for treatment. The cause of the fire is under investigation. The reactor of the USS Florida has been shut down for more than two months. The submarine is undergoing extensive inspections and upgrades at the Norfolk Naval Shipyard in Portsmouth, including replacing the nuclear weapons on board with 154 cruise missiles. The refit also involves making space for several dozen special operations personnel on board. The USS Florida will also have its reactor fuel replaced, allowing the submarine to operate for another 20 to 25 years. The USS Florida is an Ohio-class submarine that entered service 20 years ago. The total cost of this upgrade is \$800 million. Key event information: Event 1: trigger: minor injuries arguments: Wednesday morning, four, people Event 2: trigger: fire arguments: Wednesday morning, USS Florida nuclear submarine, minor injuries to four people, no significant damage" }, { "role": "assistant", "content": "1. On Wednesday morning, four people sustained minor injuries in a fire near the reactor of the USS Florida nuclear submarine. 2. On Wednesday morning, a fire broke out on the USS Florida nuclear submarine, causing minor injuries to four people, but no significant damage was reported." }, ]</pre>
--	---

Figure 7: Prompt used for LLMs to rephrase the structured event information into coherent natural language sentences to obtain positive instances of NLI models.

Metric	Data Size
Event Recall	13, 265/2, 433/4, 481
Argument Recall	15, 000/3, 000/3, 000
Causal Recall	10, 082/3, 505/4, 098
Temporal Recall	9, 678/1, 461/1, 318

Table 4: Details of Data Constructed for NLI Models.

Temporal Recall t_2 represents the sentence containing temporal relationships, and the label indicates whether the temporal relationship is entailed in the input text t_1 . The construction process was similar to that of Causal Recall.

Model Training

We used *sentence-transformers* to calculate text similarity and the relevant model was *paraphrase-multilingual-mpnet-base-v2* good support for Chinese corpora and summariza-

tion task. During NLI model training, the max sequence length is set to 512, the label number is 2, and the training epochs are 6.

C. Experimental Details

The assessment of EventSum used popular LLMs was conducted under the zero-shot setting. The prompt can be seen in Figure 9. We conducted all experiments on Nvidia A100 GPUs. All temperature parameters are set as 0.01.

D. Few-shot Experimental Results

In that section, we did preliminary few-shot in-context learning experiments, mainly testing the performance in 1-shot and 3-shot settings. Relevant demonstrations were randomly selected from the training set. Due to the length limitation, some models could not generate inference results properly. The detailed experimental results are shown in Table 5 and Table 6, respectively. Considering the cost budget, we only measured open-source models results.

<pre>[{ "role": "system", "content": "你是一位语言学专家，精通文本改写任务。我将给你一段文本，希望你帮助我完成文本改写，修改文本中关键的事件信息。修改的方式包括： 1. 关注其中的时间、地点、人名、数量和其他数字信息，在文本中随机修改，当有数值出现时，优先修改数值。2. 理解句子，对句子进行扩写或者删除一些关键信息。具体的任务要求如下： A. 确保每条数据中都至少改动一处信息。 B. 请直接输出修改后的文本字符串，不要输出其他任何无关的信息。 下面我将给你三个例子，你的输出需要严格按照同样的格式。" }, { "role": "user", "content": "输入文本：5月22日当地时间早上7:50左右，美国华盛顿号航母发生火灾，导致1人一级烧伤。" }, { "role": "assistant", "content": "<text>5月22日当地时间早上7:50左右，美国华盛顿号航母发生火灾，导致3人一级烧伤。</text>" }, { "role": "user", "content": "输入文本：周三早上，美国佛罗里达州核潜艇起火，有4人受到轻伤，但没有造成重大损失。" }, { "role": "assistant", "content": "<text>周三早上，美国佛罗里达州核潜艇起火，但没有造成重大损失。</text>" }, { "role": "user", "content": "输入文本：8名队员遇上雪崩被埋，其后被救出，惟一人伤重不治。" }, { "role": "assistant", "content": "<text>8名队员遇上雪崩被埋，其后被救出，均已出院。</text>" }, ]</pre>	<pre>[{ "role": "system", "content": "You are a linguistics expert specializing in text rewriting tasks. I will provide you with a text, and I would like you to help me rewrite it by modifying the key event information. The modifications should include: 1. Focus on altering the time, location, names, quantities, and other numerical information within the text. When numerical values appear, prioritize modifying them. 2. Understand the sentences and either expand them or delete some key information. The specific task requirements are as follows: A. Ensure that at least one piece of information is changed in each instance. B. Please output only the modified text string and do not include any unrelated information. Below, I will provide you with three examples, and your output needs to strictly follow the same format." }, { "role": "user", "content": "input: On May 22 at around 7:50 AM local time, a fire broke out on the USS Washington aircraft carrier, resulting in 1 person sustaining first-degree burns." }, { "role": "assistant", "content": "<text>On May 22 at around 7:50 AM local time, a fire broke out on the USS Washington aircraft carrier, resulting in 3 person sustaining first-degree burns.</text>" }, { "role": "user", "content": "input: On Wednesday morning, a fire broke out on the USS Florida nuclear submarine, causing minor injuries to four people, but no significant damage was reported." }, { "role": "assistant", "content": "<text>On Wednesday morning, a fire broke out on the USS Florida nuclear submarine, but no significant damage was reported.</text>" }, { "role": "user", "content": "input: Eight team members were buried in an avalanche and were later rescued, but one person succumbed to severe injuries." }, { "role": "assistant", "content": "<text>Eight team members were buried in an avalanche and were later rescued, with all having been discharged from the hospital.</text>" }, ]</pre>
---	--

Figure 8: Prompt used for LLMs to revise key event information to obtain negative instances of NLI models. The translated version is presented on the right of the figure. Relevant information before and after the revision was highlighted in blue and red respectively.

From the experimental results, it is evident that most of the metrics show a slight decline. Three reasons may account for this after observation:

1) The significant increase in input length poses a greater challenge to the long-context processing capabilities of LLMs, which has been validated in Figure 5(a).

2) The provided demonstrations introduce a substantial amount of information unrelated to the target dynamic event, which poses a new challenge for the model to more carefully discern and extract valid information.

3) The summarized text exhibits greater stylistic diversity, and the inclusion of demonstrations partially constrains the style and content of the generated text.

We plan to conduct a more in-depth and detailed analysis in our future work.

E. Cases for Generated Summaries Analysis

In this section, we provided a corresponding example for each issue, as illustrated in Figure 10. In Example 1, key time information and related sub-event information are missing. In Example 2, the generated summary is under-generalized and includes some detailed descriptive text which is not helpful in sorting out key event information. In Example 3, the generated summary contains some evaluative and reflective comments that are not directly related to the development of the event. We set the color of the problematic text to red in the figure.

<p>你是一位语言学专家，精通文本摘要任务。我将会给你多篇和某个主题事件相关的新闻报道，希望你围绕主题事件生成一段摘要。具体要求如下：</p> <ol style="list-style-type: none"> 只能根据提供的文本生成摘要。 输入的多段文本只有一个主题事件，找出主题事件，围绕其中的主题事件为多段文本生成摘要。 要求按照时间顺序组织摘要。 要求摘要中能够包含其中的关键事件信息及相关的时序、因果关系等信息。 要求输出只包含摘要信息，没有其他任何无关的信息和提示的信息，输入输出的格式都只包含一个字符串且应该根据输入文本生成纯中文摘要文本信息。请你不要输出无关信息且输出不能是空字符串，一定要确保有文本输出，如果实在无法生成摘要，请输出'无'，但字符串一定不能为空。 输出摘要时尽可能使用输入文本中的表达。 	<p>You are a linguistics expert, proficient in text summarization tasks. I will provide you with several news reports related to a specific thematic event, and I would like you to generate a summary focusing on the thematic event. The specific requirements are as follows:</p> <ol style="list-style-type: none"> The summary must be generated solely based on the provided documents. The input consists of multiple documents with only one thematic event. Identify the thematic event and generate a summary for the multiple documents centered around this thematic event. The summary must be organized in chronological order. The summary should include key event information and related temporal and causal relationships. The output should contain only the summary information, without any unrelated information. Both the input and output should be formatted as a single string, and the summary should be a pure Chinese text generated based on the input documents. Please do not output unrelated information, and the output should not be an empty string. If a summary cannot be generated, please output 'null', but the string must not be empty. Use expressions from the input documents in the summary whenever possible.
---	---

Figure 9: Prompt for LLMs to generate summaries according to the input documents. The translated version is under the original prompt in the figure.

Type	Model	Length	R-1	R-2	R-L	BS	ER	AR	CR	TR
Open-Source	Baichuan2-13b-chat	8K	—	—	—	—	—	—	—	—
	Llama3-chinese-8B-Instruct	8K	—	—	—	—	—	—	—	—
	Yi-1.5-9b-chat-16k	16K	29.9	14.6	19.1	66.4	14.5	26.9	42.7	37.6
	Qwen2-7b-Instruct	32K	44.9	24.9	32.0	75.0	25.8	41.0	57.0	42.6
	glm-4-9b-chat	128K	48.3	27.3	35.6	77.2	15.4	30.4	14.2	15.8
	InterLM2.5-7B-Chat-1M	1M	46.0	26.1	32.6	75.4	25.0	42.6	53.2	40.5
glm-4-9b-chat-1M	1M	47.9	27.9	35.2	76.6	23.1	40.9	38.9	30.0	

Table 5: 1-shot experimental results. Length: Input length limitation of models; R-1: ROUGE-1; R-2: ROUGE-2; R-L: ROUGE-L; BS: BERTScore; ER: Event Recall; AR: Argument Recall; CR: Causal Recall; TR: Temporal Recall. Metric Definitions were illustrated in the Evaluation Metrics section. The best results are in bold. The second-best results are underlined.

Type	Model	Length	R-1	R-2	R-L	BS	ER	AR	CR	TR
Open-Source	Baichuan2-13b-chat	8K	—	—	—	—	—	—	—	—
	Llama3-chinese-8B-Instruct	8K	—	—	—	—	—	—	—	—
	Yi-1.5-9b-chat-16k	16K	—	—	—	—	—	—	—	—
	Qwen2-7b-Instruct	32K	42.6	24.2	30.9	71.9	21.8	32.8	37.5	31.9
	glm-4-9b-chat	128K	47.7	27.3	35.5	76.9	16.1	28.9	15.8	16.2
	InterLM2.5-7B-Chat-1M	1M	47.1	27.5	33.6	76.1	26.4	42.1	52.6	40.4
glm-4-9b-chat-1M	1M	47.6	28.0	35.4	76.3	22.1	38.1	38.7	28.2	

Table 6: 3-shot experimental results. Length: Input length limitation of models; R-1: ROUGE-1; R-2: ROUGE-2; R-L: ROUGE-L; BS: BERTScore; ER: Event Recall; AR: Argument Recall; CR: Causal Recall; TR: Temporal Recall. Metric Definitions were illustrated in the Evaluation Metrics section. The best results are in bold. The second-best results are underlined.

Issue	Incomplete or missing information	Over or Under Generalization	Irrelevance
generated summary	<p>.....5. 事故后果:造成理想L7驾驶员及一名乘客死亡,另一名乘客受伤.....6. 事故原因:理想L7涉嫌超速行驶,驾驶员和货车司机已排除酒驾毒驾。事发时理想L7未开启辅助驾驶功能。7. 事故争议:理想汽车在警方通报前率先发布事故视频,引发其是否侵犯隐私的争议..... / ...5. Consequences of the Accident: The accident resulted in the deaths of the Li Auto L7 driver and one passenger, with another passenger injured... 6. Cause of the Accident: The Li Auto L7 was suspected of speeding. Both the driver and the truck driver were cleared of driving under the influence of alcohol or drugs. At the time of the accident, the Li Auto L7's assisted driving function was not activated. 7. Controversy: Li Auto released the accident video before the police report, sparking controversy over whether it violated privacy...</p>	<p>.....4月11日,一位网友在四川雅安宝兴县骑摩托车旅行时,偶然发现一只大熊猫尸体漂浮在河道中。当时他以为是小狗落水,停车查看后才发现是一只幼年大熊猫..... / ...On April 11, while traveling by motorcycle in Baoxing County, Ya'an, Sichuan, a netizen accidentally discovered the body of a giant panda floating in the river. At first, he thought it was a small dog that had fallen into the water, but upon stopping to check, he realized it was a juvenile giant panda...</p>	<p>2月16日,网红博主"Thurman猫一杯"发布视频称在巴黎捡到小学生秦朗丢失的寒假作业,引发全网关注。.....对此,有以下几点思考:1. 流量至上的畸形逻辑导致内容失真.....让新闻回归价值内核,传递更多正能量。 / On February 16, the blogger 'Thurman' posted a video claiming to have found elementary school student Qin Lang's lost winter vacation homework in Paris, which quickly attracted widespread attention online.... In response to this, several thoughts arise: 1. The distorted logic of traffic-driven content leads to distortion and vulgarization... It is essential to bring news back to its core values and convey more positive energy.</p>
human-written summary	<p>12月24日晚,理想汽车官方公布事故视频.....12月25日,广东清远交警通报,事故造成小汽车驾驶员及一名乘客死亡.....涉事小汽车司机及重型半牵引车司机已排除酒驾、毒驾,涉事小汽车涉嫌超速行驶..... / On the evening of December 24, Li Auto officially released the accident video... On December 25, the Qingyuan Traffic Police in Guangdong reported that the accident resulted in the deaths of the car driver and one passenger...Both the car driver and the driver of the heavy semi-trailer were cleared of driving under the influence of alcohol or drugs. The car involved in the accident was suspected of speeding...</p>	<p>4月11日,四川网友在川西旅行时,发现一只幼年大熊猫尸体在河道中漂浮。12日,宝兴县林业局已接到反映并正在核查..... / On April 11, a netizen from Sichuan discovered the body of a juvenile giant panda floating in a river while traveling in western Sichuan. On April 12, the Baoxing County Forestry Bureau received the report and is currently investigating the matter...</p>	<p>2月16日,博主"Thurman猫一杯"发布视频称在巴黎一餐厅发现两本遗失的小学一年级寒假作业.....2月20日,央视网发表评论,指出自媒体为蹭流量无底线..... / On February 16, the blogger 'Thurman Cat One Cup' posted a video claiming to have found two lost first-grade winter vacation homework books in a restaurant in Paris... On February 20, CCTV News published a commentary, pointing out that some self-media outlets are shamelessly chasing traffic...</p>

Figure 10: Cases for generated summaries analysis. Each column represents a corresponding example of its specific type.