

# WEARABLE ACCELEROMETER FOUNDATION MODELS FOR HEALTH VIA KNOWLEDGE DISTILLATION

Salar Abbaspourazad\*, Anshuman Mishra, Joseph Futoma, Andrew C. Miller, Ian Shapiro\*  
Apple

## ABSTRACT

Modern wearable devices can conveniently and continuously record various biosignals in the many different environments of daily living, ultimately enabling a rich view of individual health. However, not all biosignals are the same: high-fidelity measurements, such as photoplethysmography (PPG), contain more physiological information, but require optical sensors with a high power footprint. In a resource-constrained setting, such biosignals may be unavailable. Alternatively, a lower-fidelity biosignal, such as accelerometry that captures minute cardiovascular information during low-motion periods, has a significantly smaller power footprint and is available in almost any wearable device. Here, we demonstrate that we can distill representational knowledge across biosignals, i.e., from PPG to accelerometry, using 20 million minutes of unlabeled data, collected from  $\sim 172\text{K}$  participants in the Apple Heart and Movement Study under informed consent. We first pre-train PPG encoders via self-supervised learning, and then distill their representational knowledge to accelerometry encoders. We demonstrate strong cross-modal alignment on unseen data, e.g., 99.2% top-1 accuracy for retrieving PPG embeddings from accelerometry embeddings. We show that distilled accelerometry encoders have significantly more informative representations compared to self-supervised or supervised encoders trained directly on accelerometry data, observed by at least 23%-49% improved performance for predicting heart rate and heart rate variability. We also show that distilled accelerometry encoders are readily predictive of a wide array of downstream health targets, i.e., they are generalist foundation models. We believe accelerometry foundation models for health may unlock new opportunities for developing digital biomarkers from any wearable device, and help individuals track their health more frequently and conveniently.

## 1 INTRODUCTION

The recent growth of wearable devices has empowered individuals to track their health more conveniently and frequently. Wearable devices can record various biosignals and provide individuals with a continuous view of their health metrics in daily environments, a view which is hard to achieve in clinical settings. While this unlocks new exciting opportunities for wearable devices, challenges remain. High-fidelity biosignals that have substantial physiological information content tend to require specific hardware and sensors for recording, therefore making them unavailable in some wearable devices. Even when available, they may be difficult to collect frequently due to power constraints of small wearable devices, or they may require active user engagement. An example of such is photoplethysmography (PPG), which measures volumetric changes in arterial blood flow and contains diverse physiological information but requires power-consuming optical sensors for recording. On the other hand, lower-fidelity biosignals, such as accelerometry, are available on almost all wearable devices and has a significantly small power footprint, which makes them ideal for enabling digital biomarkers efficiently and on a variety of wearable devices. While accelerometry during gross motion is widely used for activity recognition and fitness, our focus is on accelerometry during low motion. During low-motion periods, accelerometry is capable of detecting minute physiological movements on the body as a result of heart function, known as ballistocardiogram (Inan et al., 2015; Kim et al., 2016), but its relationship to diverse health targets is not well-understood, is

\*Corresponding authors: {salarabb, is Shapiro}@apple.com

susceptible to motion artifacts and challenging to model. Examples of how less-structured and noisier accelerometry is compared to PPG can be found in Figure 1, top right. As a result, despite its ubiquity, accelerometry has been under-explored for health diagnosis and developing digital biomarkers for health on wearable devices. See Section 2 for how our work relates to the existing work.

In this paper, using unlabeled sensor data collected under informed consent from the large longitudinal Apple Heart and Movement Study (AHMS) (MacRae, 2021; Truslow et al., 2024), we demonstrate that we can train generalist accelerometry foundation models via cross-modal representational knowledge distillation from PPG. Our contributions are: 1) **Accelerometry foundation models for health:** We train accelerometry foundation models for health via representational knowledge distillation from PPG using a large-scale dataset with 20M minutes of multi-modal sensor data from  $\sim 172K$  participants. We show that a single accelerometry encoder is predictive of a wide array of downstream health targets with a high accuracy. 2) **Fully unsupervised representational knowledge distillation framework:** While multi-modal modeling and cross-modal reconstruction of biosignals have been done before, we combine and adopt techniques inspired by uni-modal and multi-modal pre-training frameworks from other domains of deep learning to create a fully unsupervised distillation framework for biosignal time-series, which is particularly crucial for health applications where labeled data is limited. 3) **Studying representational alignment:** We study representational alignment of PPG and accelerometry encoders, by doing retrieval analysis. 4) **Studying representational information:** We study the representational power of accelerometry encoders for critical health targets such as heart rate and heart rate variability, across different available labeled data regimes, as well as for demographic variables and 46 health targets including health conditions, use of medications and lifestyle habits from AHMS survey questions. In addition to these contributions, to support the robustness of the findings, we perform ablation studies to evaluate the efficacy of the encoder architecture (Transformer and EfficientNet), the pre-training strategy of the PPG teacher model (masked autoencoding and contrastive learning), the augmentations, and other training choices.

## 2 RELATED WORK

**Uni-modal and multi-modal representation learning:** Unsupervised representation learning techniques, e.g., self-supervised learning, have been proven successful in training generalist models, also known as foundation models, without requiring any explicit labels during training in various domains of deep learning such as natural language processing (Devlin et al., 2019; OpenAI, 2023), computer vision (Chen et al., 2020; 2021; He et al., 2021; Oquab et al., 2023), speech recognition (Baeovski et al., 2020; 2022), and health (Cheng et al., 2020; Kostas et al., 2021; Sarkar & Etemad, 2022; Mohsenvand et al., 2020; Gopal et al., 2021; Kiyasseh et al., 2021; Mehari & Strodthoff, 2022; Wu et al., 2020; Spathis et al., 2021; Tang et al., 2021; Yuan et al., 2023; Lai et al., 2023; Abbaspourazad et al., 2024; Liu et al., 2024; Narayanswamy et al., 2024). While most of these works have been primarily on training uni-modal foundation models, there has been a recent shift in training multi-modal foundation models to allow for leveraging information from multiple modalities, either to train a model that simultaneously processes multiple modalities (Mizrahi et al., 2023; Meta, 2024), or to train and bind multiple modality-specific foundation models (Radford et al., 2021; Girdhar et al., 2023; Thapa et al., 2024), particularly with a contrastive objective. Similarly for health applications, there has been a growing interest in cross-modal reconstruction of biosignals (Sarkar & Etemad, 2020), or simultaneously pre-training multiple biosignal modalities (Deldari et al., 2022; Liu et al., 2024; Deldari et al., 2024; Thapa et al., 2024) or wearable metrics (Narayanswamy et al., 2024).

**Knowledge distillation:** Knowledge distillation has been extensively used for transferring knowledge from a neural network (teacher) to another neural network (student) in other domains (Hinton et al., 2015; Tian et al., 2022), traditionally often in supervised settings to transfer knowledge from a large neural network to a small neural network (Hinton et al., 2015; Tian et al., 2022) or from a high-fidelity modality to a low-fidelity modality (Gupta et al., 2015; Aytar et al., 2016; Tian et al., 2022), or from an ensemble network into a single one (Tian et al., 2022), by using the teacher’s output logits as soft labels of the student model. Alternatively, knowledge distillation can also be performed using intermediate representations. With the recent emergence of foundation models, there has been several works for combining self-supervised learning and knowledge distillation via self-distillation (Xie et al., 2020; Fang et al., 2021; Caron et al., 2021), or distilling one or several existing foundation models to a single foundation model to improve and agglomerate their representations (Wei et al., 2022; Wang et al., 2024; Ranzinger et al., 2024).

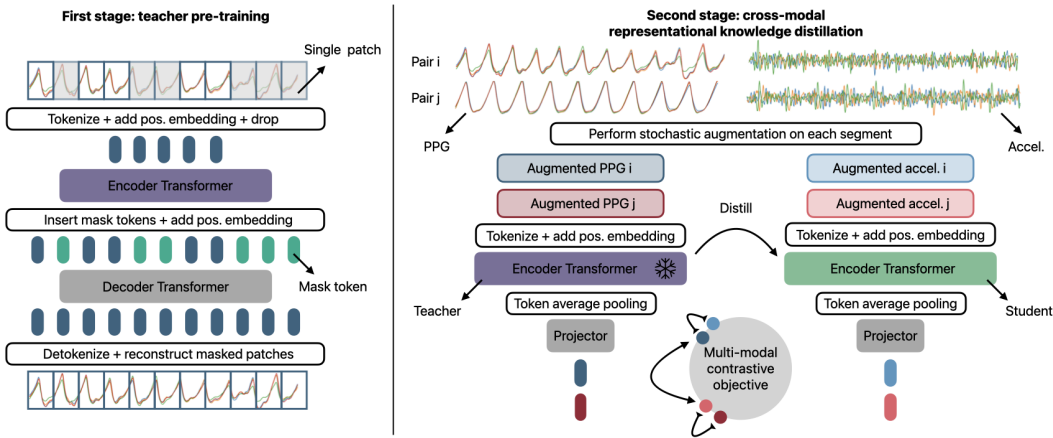


Figure 1: Overview of our representational knowledge distillation framework, in two major steps.

**Teacher pre-training:** we first pre-train an encoder for the high-fidelity biosignal, PPG, using masked autoencoding, this step can be alternated with other self-supervised learning techniques, such as contrastive learning, for which we do an ablation in the text. We turn the multi-channel PPG input into tokens from non-overlapping sequential patches. The encoder Transformer processes only a small proportion of the input tokens (20%), and the decoder Transformer takes the encoder’s output tokens interleaved with learnable mask tokens to reconstruct the PPG signal at masked patches. **Cross-modal representational knowledge distillation:** we then distill the representational knowledge from the PPG teacher encoder to an accelerometry student encoder using a paired PPG-accelerometry dataset. In each mini-batch of data, we first augment PPG and accelerometry signals independently, the teacher (frozen) and student encoders process these augmented views into embeddings, which are then down-projected to a lower-dimensional subspace. The down-projected embeddings are then aligned using a multi-modal contrastive loss.

In this work, we adopt ideas from different related work in uni-modal and multi-modal representation learning and knowledge distillation, to distill knowledge from a foundation model for a high-fidelity modality in order to get a foundation model for a low-fidelity modality. Similar to uni-modal foundation models, we train our PPG teacher encoder using masked autoencoding (He et al., 2021) and contrastive learning (Chen et al., 2020), with our own variation of these frameworks. We then transfer knowledge from our PPG teacher encoders to accelerometry student encoders via a cross-modal knowledge distillation framework (Tian et al., 2022) that bears similarity to multi-modal contrastive learning (Radford et al., 2021; Girdhar et al., 2023) and self-distillation for model compression (Fang et al., 2021). There has been prior work on training uni-modal foundation models for PPG and accelerometry (Spathis et al., 2021; Yuan et al., 2023; Abbaspourazad et al., 2024) or multi-modal foundation models for other biosignals (Deldari et al., 2022; Liu et al., 2024; Deldari et al., 2024; Thapa et al., 2024). These multi-modal biosignal foundation models either take multiple modalities as input (Liu et al., 2024; Deldari et al., 2024); or they “bind” multi-modality embeddings into a shared subspace (Deldari et al., 2022; Thapa et al., 2024) similar to (Radford et al., 2021) from randomly-initialized encoders, which is primarily different for our motivation of cross-modal representational knowledge distillation and model compression from an existing high-fidelity teacher encoder. In fact, we show that training both encoders of high-fidelity and low-fidelity modalities together degrades the quality of low-fidelity embeddings (see Section 5.5). In line with our motivation, there has been prior work on leveraging asymmetric information in biosignals, by cross-modal reconstruction of electrocardiogram (ECG) from PPG, for a more accurate estimation of heart rate (Sarkar & Etemad, 2020). We emphasize that our work focuses on accelerometry during low-motion periods where it captures minute cardiovascular signals such as the ballistocardiogram, which is significantly distinct from modeling accelerometry during gross motion for activity recognition, health and fitness (Hallgrímsson et al., 2018; Ni et al., 2019; Spathis et al., 2021). All in all, our work studies unsupervised knowledge distillation across wearable biosignals using large-scale data collected from wearable consumer devices, to develop a foundation model for accelerometry during low-motion periods, that is readily predictive of a wide array of downstream health targets.

### 3 METHODS AND IMPLEMENTATION DETAILS

Our representational knowledge distillation framework is fully unsupervised and consists of two steps: teacher pre-training and cross-modal representational knowledge distillation as depicted in Figure 1. Below, we go over the details of each of these steps as well as their implementation details.

#### 3.1 TEACHER PRE-TRAINING

The first step of our representational knowledge distillation framework is to pre-train the PPG teacher encoder via self-supervised learning without any labels. To show that our knowledge distillation framework is agnostic to the pre-training of the PPG teacher encoder and study its efficacy, we investigated two popular pre-training strategies: masked autoencoding (MAE) as the main framework and contrastive learning (CL) as an ablation, which we explain in detail below.

**Masked autoencoding:** Our masked autoencoding pre-training framework is adopted from the prior work on images (He et al., 2021), for time-series. We turn the multi-channel PPG input (4-channels and 60s-long, as explained in Section 4.1) into patches using non-overlapping fixed-length windows, and then project the patches with a learnable linear tokenizer into tokens, which results in 192 256-D tokens. Sinusoidal positional embeddings are added to the input tokens, then 80% of input tokens are randomly dropped and the 38 kept tokens are passed through the encoder Transformer to get encoder output tokens. Learnable mask tokens, initialized with a 256-D token drawn from a uniform distribution  $\sim U(0, 1)$ , are added back to the encoder output tokens at positions where input tokens were dropped, followed by adding sinusoidal positional embeddings. These 192 new tokens are then processed by the decoder Transformer to generate the decoder output tokens. Finally, with a linear projection, the decoder output tokens are projected to the multi-channel PPG output, with the objective of reconstructing PPG “pixel” values in those indices whose patches/tokens were dropped in the encoder’s input. For maximum learning rate, we used  $2e-4$  and batch size was set to 512. A complete list of other architectural and training hyperparameters that are shared across methods using Transformers can be found in Appendix Table 4. As a baseline for our distilled accelerometry encoders, we also train masked autoencoders for accelerometry in the same way explained above.

**Contrastive learning:** While our main pre-training framework for the teacher encoder is masked autoencoding, we perform ablation in regards to the teacher pre-training method and architecture via contrastive learning with EfficientNets. We would like to emphasize that contrastive learning can also be done with Transformer models without any meaningful difference (Appendix Table 13), but we choose EfficientNets for the main results to simultaneously demonstrate an ablation on changing the teacher pre-training strategy and student/teacher architecture. Our contrastive pre-training framework closely follows a prior work for PPG signals (Abbaspourazad et al., 2024), with the major difference that the positive pairs are selected as two augmented views of the same sample. This choice is made to enforce the encoders to contain more segment-level information necessary for the main downstream targets used in this study, as opposed to participant-level positive pair selection which was investigated in the prior work (Appendix Table 14). During pre-training, we augment each sample twice with our stochastic augmentation module that consists of a stochastic cascade of several standard individual augmentations (Iwana & Uchida, 2021) including {cut out: 0.4, magnitude warp: 0.25, add Gaussian noise: 0.25, channel permute: 0.25, time warp: 0.15}, where the values are the assigned probabilities of whether the augmentation is applied for each segment or not. The two augmented views are then passed through a joint-embedding architecture, where one encoder is an exponential moving average ( $m = 0.99$  for momentum updates) of the other encoder that is updated via backpropagation. The 256-D embeddings of each encoder are then projected to a lower dimensional subspace (128-D) via multi-layer perceptron projection heads. The training objective is maximizing the mutual information of the down-projected embeddings of the two views of the same PPG segment, and minimizing that for different PPG segments, implemented by a regularized InfoNCE loss. We use Kozachenko-Leonenko (KoLeo) differential entropy estimator (Sablayrolles et al., 2019; Oquab et al., 2023) with the weight of 0.1 for regularization, and temperature of 0.04 for scaling similarity scores in the InfoNCE loss. For the maximum learning rate, we used  $1e-3$ , while batch size was set to 256. Other common hyperparameters for training EfficientNets is available in Appendix Table 5. As a baseline for our distilled accelerometry encoders, we also train contrastive learned encoders for accelerometry in the same way explained above.

### 3.2 CROSS-MODAL REPRESENTATIONAL KNOWLEDGE DISTILLATION

After pre-training the PPG encoder in Section 3.1, we distill its representational knowledge to an accelerometry encoder in a dataset of paired PPG-accelerometry segments (Section 4.1). This second stage is also fully unsupervised without requiring any explicit labels. We perform representational knowledge distillation via multi-modal contrastive learning similar to a technique used previously to weakly supervise an image encoder with text (CLIP) (Radford et al., 2021), but here we use it to transfer knowledge. To do this, unlike standard approaches (Radford et al., 2021), we first perform augmentations on both modalities, PPG and accelerometry, using our stochastic augmentation (see Section 3.1), where the augmentations are independently drawn for each modality in a PPG-accelerometry pair. We found that augmentations were crucial for the quality of the embeddings (see Ablation 5.5). The augmented PPG and accelerometry signals are then processed by the PPG teacher encoder (frozen) and accelerometry student encoder, respectively, to get 256-D output embeddings. To calculate the objective, we first down-project the embeddings to 128-D with trainable multi-layer perceptron projection heads (one 1024-D hidden layer) for both the student and teacher encoders. We found separate learnable projection heads to a smaller subspace was necessary to avoid representation collapse. The student encoder is trained to generate embeddings similar to the teacher encoder, where the objective is contrastive and maximizes the mutual information of paired PPG and accelerometry embeddings, while minimizing the mutual information of an accelerometry embedding with other PPG embeddings. For each batch of embeddings  $h$  from  $N$  positive pairs for student and teacher ( $h_t, h_s$ ), we define multi-modal InfoNCE, where the teacher embeddings are selected as anchors:

$$L_{\text{contrastive}}^{(t \rightarrow s)} = -\frac{1}{N} \sum_{i=1}^N \log \frac{\exp(\text{sim}(h_t^i, h_s^i)/\tau)}{\sum_{j=1}^N \exp(\text{sim}(h_t^i, h_s^j)/\tau)}. \quad (1)$$

Here,  $\text{sim}(\cdot, \cdot)$  is the cosine similarity function and  $L_{\text{contrastive}}^{(t \rightarrow s)}$  can be viewed as a  $N$ -way classification problem ( $N = \text{batch size}$ ), such that  $h_s^i$  is the correct pair to  $h_t^i$  compared to all other potential pairs in the batch  $\{h_s^j | 1 \leq j \leq N, j \neq i\}$ . The final objective is computed as the weighted sum of InfoNCE, from teacher to student and from student to teacher:

$$L = \lambda L_{\text{contrastive}}^{(t \rightarrow s)} + (1 - \lambda) L_{\text{contrastive}}^{(s \rightarrow t)}, \quad (2)$$

where  $\lambda$  is the scalar weight between 0 and 1. In our experiments, the temperature parameter is set to 0.04, and unless otherwise specified we set  $\lambda$  to 1, to emphasize more on alignment when PPG embeddings are anchors (see Ablation on  $\lambda$  in Section 5.5). For the maximum learning rate, we used 1e-3, while batch size was set to 256. As mentioned above, our main encoders are with Transformers whose common hyperparameters are in Appendix Table 4, and we perform ablations with EfficientNets whose common hyperparameters are in Appendix Table 5.

## 4 EXPERIMENTS

### 4.1 DATASETS

We used the PPG and accelerometry signals recorded on Apple Watch from participants in the Apple Heart and Movement Study (AHMS) (MacRae, 2021; Truslow et al., 2024). AHMS is an ongoing research study designed to explore the links between physical activity and cardiovascular health, which is sponsored by Apple and conducted in partnership with the American Heart Association and Brigham and Women’s Hospital. To be eligible for the Study, participants must be of legal age to provide informed consent (18, 19, or 21 based on location), reside in the United States, have access to an iPhone with the Research app, have an Apple Watch, and provide informed consent within the Research app to participate (Shapiro et al., 2023).

We created a paired PPG-accelerometry pre-training dataset that we used for pre-training uni-modal and distilled models. Apple Watch intermittently and passively records simultaneous green PPG and accelerometry signals during low-motion periods multiple times per day, to reliably make predictions about an individual’s health. PPG and accelerometry signals are recorded simultaneously at a 256Hz or 64Hz sampling rate and are 60 seconds in duration. PPG signals consist of four optical channels



Table 1: Retrieval analysis for PPG embeddings from accelerometry demonstrates near perfect alignment. Numbers are reported as average (std) across 100 bootstrap candidate pools.

Embedding	Top-1 Acc. $\uparrow$	Top-3 Acc. $\uparrow$	Top-5 Acc. $\uparrow$	Mean Rank $\downarrow$
Accel-KD via PPG-MAE	<b>99.17 (0.23)</b>	<b>99.72 (0.08)</b>	<b>99.98 (0.02)</b>	<b>1.02 (0.01)</b>
Accel-MAE (+ Procrustes alignment)	0.18 (0.03)	0.47 (0.05)	0.73 (0.06)	2808.86 (68.95)
Chance-level performance	0.01	0.02	0.03	9551.64

corresponding to different combinations of transmitting and receiving diodes, and accelerometry signals consist of 3 channels corresponding to 3 spatial dimensions (see Figure 1 for signal examples). We curated a pre-training dataset of paired PPG-accelerometry segments from  $\sim 172\text{K}$  participants, where  $\sim 20\text{M}$  paired segments were randomly drawn from the full dataset given two conditions: 1) each participant had at least four segments in the pre-training dataset, and 2) the number of segments per participant was as uniform as possible. PPG segments were pre-processed using dark subtraction (to reject signals introduced by ambient light). Both PPG and accelerometry segments were further pre-processed by bandpass filtering, down-sampling to 64Hz if needed, and temporal channel-wise z-scoring for each segment. For PPG teacher pre-training, we use only the PPG segments of the same dataset. Brief statistics of our curated dataset are in Table 6, and AHMS demographics can be found in prior publications (Shapiro et al., 2023; Abbaspourazad et al., 2024; Truslow et al., 2024). The training (80%) and test (20%) splits were stratified based on participants such that there were no overlapping participants in these two splits.

## 4.2 EVALUATION METRICS

**PPG-accelerometry pair embeddings retrieval:** To assess the quality of the PPG-distilled accelerometry embeddings (256-D representations after the encoder), we perform a retrieval experiment to see how well the accelerometry embeddings can retrieve their corresponding matched PPG segment on unseen test data. For a batch of paired PPG and accelerometry segments on held-out test participants, we compute the cosine similarity between each distilled accelerometry embedding and PPG embedding, which generates a ranked list that can be used for retrieval. We evaluate retrieval quality using top-K accuracy for  $K = 1, 3, 5$  (i.e., for a given query accelerometry embedding, how often is its paired PPG embedding in the top  $K$  most similar embeddings). We also report the mean rank, i.e., the mean position of the true paired PPG segment in the rankings; smaller values are better, with 1 indicating perfect retrieval as the correct segment is always ranked first. As an ablation, we repeated the same retrieval analysis from PPG to accelerometry embeddings.

**Linear probing for downstream targets:** As our main targets, we perform linear probing for predicting heart rate (HR), and two popular measures of heart rate variability: standard deviation of normal-to-normal intervals (SDNN) and root mean square of successive differences (RMSSD) (Natarajan et al., 2020; Shaffer & Ginsberg, 2017). In addition, we perform linear probing for predicting self-reported age, body mass index (BMI), biological sex, and 46 health targets including health conditions, medication use, and lifestyle habits, for participants in AHMS. Detailed explanation of our linear probing evaluation metrics is explained in Appendix A.2.

## 5 RESULTS

### 5.1 REPRESENTATIONAL KNOWLEDGE DISTILLATION UNLOCKS STRONG ACCELEROMETRY-PPG EMBEDDING ALIGNMENT

We first visually inspected the embeddings of 200 random PPG-accelerometry pairs (20 from 10 participants) from our test split, embedded via PPG teacher encoder trained with MAE (“PPG-MAE”) and 2 accelerometry encoders: 1) accelerometry encoder trained with MAE (“Accel-MAE”), 2) distilled accelerometry encoder (“Accel-KD via PPG-MAE”) from “PPG-MAE”, by projecting them into 2D t-sne (Maaten & Hinton, 2008) representation subspace as shown in Appendix Figure 4. We observed a marked difference in the alignment of PPG-accelerometry embeddings for PPG teacher encoder and distilled accelerometry encoder (Appendix Figure 4-right) compared to the

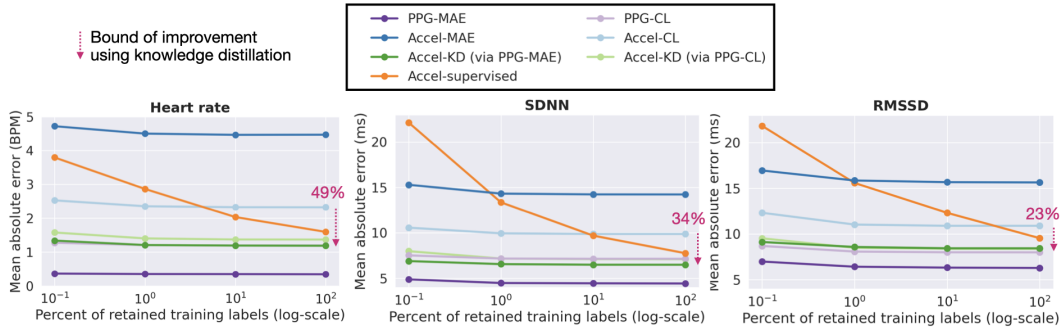


Figure 2: Cross-modal representational knowledge distillation improves the quality of accelerometry embeddings. We compare the representational quality of accelerometry encoders via their downstream prediction of heart rate, SDNN and RMSSD. We sweep the number of training segments/labels for supervised training and linear probing training, from 0.1% to 100% in the x axis. Distilled accelerometry encoders, “Accl-KD (via PPG-MAE)” and “Accl-KD (via PPG-CL)”, are better than their baseline uni-modal accelerometry encoders, “Accl-MAE” and “Accl-CL”, and better than a supervised encoder (“Accl-supervised”). The bound of improvement with the dotted arrows is determined as the difference between the best uni-modal vs. the best distilled accelerometry encoder (Appendix Tables 9, 10 and 11). Compared to the supervised encoder, all pre-trained accelerometry encoders, including distilled ones, demonstrated robustness to the number of available training labels.

uni-modal encoders, visually validating the knowledge transfer from PPG to accelerometry via our representational knowledge distillation framework.

To quantify the quality of the cross-modality embedding alignment, we performed retrieval analysis from accelerometry embeddings to PPG embeddings (Section 4.2), where PPG embeddings are from the PPG teacher encoder (“PPG-MAE”) and accelerometry embeddings are from the distilled accelerometry encoder (“Accl-KD via PPG-MAE”). To do this, we sample 1,000 random participants from the  $\sim 17.5K$  participants in the test set (no overlap with training), each with an average of 19 PPG and accelerometry segments, and we repeat this procedure 100 times to report standard deviations of our metrics (Table 1). We observed near-perfect alignment of the PPG and accelerometry embeddings after distillation, indicated by the results in Table 1: we achieve an average 99.17 top-1 accuracy and 1.02 mean rank in random batches of  $\sim 19K$  candidates, orders of magnitude better than the baseline encoders. We obtain similarly strong results when repeating this experiment but switching the retrieval task to be instead from PPG embeddings to accelerometry embeddings (Appendix Table 8). To rule out that this near perfect retrieval performance was simply achievable with uni-modal encoder embeddings, we repeated the retrieval analysis using the uni-modal accelerometry embeddings from “Accl-MAE” by applying optimal translation, rotation and scaling via Procrustes alignment (Krzanowski, 2000) to make them as close as possible to “PPG-MAE” embeddings, and observed marked difference in the retrieval performance (Table 1 and Appendix Table 8). Overall, very high retrieval performance (e.g., 99.17 top-1 accuracy) demonstrates the effectiveness of our representational knowledge distillation framework and how well the distilled accelerometry encoder embeddings match with PPG teacher encoder embeddings. Importantly, these results indicate that distilled accelerometry embeddings may achieve improved performance for predicting downstream targets due to their high alignment with the high-fidelity PPG embeddings, which we will investigate in the next two sections.

## 5.2 REPRESENTATIONAL KNOWLEDGE DISTILLATION FROM PPG IMPROVES THE QUALITY OF ACCELEROMETRY EMBEDDINGS

To gain additional insight about the quality of accelerometry embeddings after knowledge distillation, we compared several encoders in terms of their downstream performance: 1) “Accl-MAE”, 2) “Accl-KD via PPG-MAE”, and 3) supervised encoder trained directly on each target from scratch (“Accl-supervised”). In the meantime, to study the label efficiency of these models, we sweep the proportion of available training segments/labels for linear probing and supervised training from 0.1% to 100% while keeping the number of test segments/labels the same. Figure 2a represents the

Table 2: Distilled accelerometry encoders are predictive of age, BMI and biological sex with high accuracy, and better than baseline accelerometry encoders. Age and BMI metrics are reported with mean absolute error and biological sex with ROC AUC.

Encoder	Age (years) ↓	BMI (kg/m <sup>2</sup> ) ↓	Biological Sex ↑
Accel-KD via PPG-MAE	<b>4.04</b>	<b>2.48</b>	<b>0.99</b>
Accel-KD via PPG-CL	4.74	2.82	0.97
Accel-MAE	7.73	3.84	0.87
Accel-CL	4.96	2.62	0.98

performance of these encoders, as well as the performance of the “PPG-MAE” teacher encoder (see Appendix Tables 9, 10 and 11 for extended numbers). We observed that the distilled accelerometry encoder (“Accel-KD via PPG-MAE”) not only outperformed “Accel-MAE”, but also was better than the supervised encoder in all targets and all label availability regimes, being particularly robust to the amount of training labels (Figure 2a across x axis) as it retained strong performance even with 1000× smaller-sized labeled data. This robustness to the amount of labeled data is a major motivation behind keeping our knowledge distillation framework fully unsupervised.

Additionally, to show that our framework is not unique to the pre-training of the teacher encoder or architecture of the teacher/student encoders, we repeated the pre-training and downstream performance comparison between: 1) accelerometry encoder trained with contrastive learning (“Accel-CL”), 2) distilled accelerometry encoder (“Accel-KD via PPG-CL”) from a PPG teacher encoder trained with CL (“PPG-CL”). To simultaneously show robustness to the architecture, in these experiments, we also changed the teacher and student architectures to EfficientNet in the main results (Section 3.1), but conclusions remain the same for contrastive learning with Transformer models (Appendix Table 13). We made similar observations with EfficientNet encoders trained via CL: the distilled accelerometry encoder not only outperformed “Accel-CL” encoder, but also was better than the supervised encoder in all targets and all label availability regimes (Figure 2a; see Appendix Tables 9, 10 and 11 for extended numbers). Interestingly, we made the observation that in uni-modal pre-training, “PPG-MAE” was better than “PPG-CL”, while “Accel-CL” was better than “Accel-MAE” (Figure 2a; see Appendix Tables 9, 10 and 11 for extended numbers), which we further discuss in Appendix A.4.

### 5.3 DISTILLED ACCELEROMETRY ENCODERS ARE SIGNIFICANTLY MORE PREDICTIVE OF DEMOGRAPHIC VARIABLES AND HEALTH TARGETS

We next questioned whether the distilled accelerometry encoders are predictive of other health-related targets that require capturing waveform information as opposed to pulse timing information that may be sufficient for heart rate and heart rate variability. To this end, we evaluated their downstream prediction performance of a wide array of targets including age, biological sex, BMI and 46 binary health targets derived from AHMS self-reported questionnaires (see Appendix Section A.3). We observed that distilled accelerometry encoders are better predictive of the demographic variables (Table 2) and health targets (Appendix Table 12), compared to the baseline uni-modal accelerometry encoders. This indicates the generalizability of the distilled accelerometry encoders to a wide range of tasks and being a foundation model. To the best of our knowledge, this is the first work demonstrating that a single accelerometry encoder is predictive of demographic variables with remarkably high accuracy (Table 2), and is readily predictive of variety of health targets (Appendix Table 12).

### 5.4 CROSS-MODAL REPRESENTATIONAL KNOWLEDGE DISTILLATION CAN ALSO ENABLE MODEL COMPRESSION

One important aspect of models for wearable devices is that they should be compact in size for on-device inference with a minimal power footprint. This allows more frequent estimation of digital biomarkers throughout the day, and makes them available from resource-constrained wearable devices. Therefore, we questioned whether we can perform model compression during the representational knowledge distillation from PPG to accelerometry. To show this, we reduced the size of accelerometry student encoder to 4 new smaller sizes by shrinking the depth and width of the Transformer backbone during the distillation (Figure 3, and see Table 7 for model sizes). We observed that our distillation framework robustly maintains the information quantified by downstream performance, even in



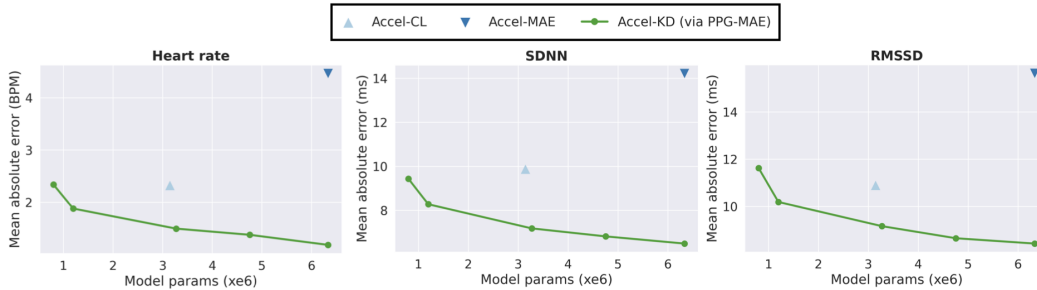


Figure 3: Cross-modal representational knowledge distillation can be used for model compression. We show the downstream prediction of heart rate, SDNN and RMSSD while compressing the distilled accelerometry encoder. We observe that even small accelerometry encoders maintain information and are still even better than the baseline accelerometry encoders, while being  $\sim 5\times$  smaller.

encoders with significantly smaller sizes. Particularly, our small encoder (“S” in Table 7) is still better than the baseline uni-modal accelerometry encoders (“Accel-MAE” and “Accel-CL”), while being  $\sim 5\times$  smaller than the default Transformer model (“XL” in Table 7).

## 5.5 ADDITIONAL ABLATION STUDIES

Unless otherwise specified, we performed the following ablation studies with “Accel-KD via PPG-MAE” as it is our main method (Figure 1), without loss of generalization given similar qualitative conclusions to “Accel-KD via PPG-CL” (Section 5.2 and Appendix Table 13). Additionally, we also performed several other ablations presented in Appendix A.3.

**Augmentations:** During our cross-modal knowledge distillation, both pairs of signals, PPG and accelerometry, are augmented with our stochastic cascade augmentation module (Section 3.2). While prior works have investigated augmentations for uni-modal contrastive learning of biosignals, the effect of augmentations for multi-modal knowledge distillation of biosignals remains unknown. Therefore, we investigated the importance of augmentations and observed that they were critical for our cross-modal knowledge distillation as shown in Appendix Table 17. For instance, we observed 45% higher mean absolute error for heart rate prediction when the augmentations were absent during the distillation stage. In addition, we investigated the importance of individual augmentation functions during knowledge distillation (Appendix A.3 and Appendix Table 17).

**Multi-modal pre-training of both PPG and accelerometry encoders simultaneously results in significantly reduced performance:** As discussed in Section 2, there are prior works for multi-modal pre-training of biosignals where they bind different modality embeddings via multi-modal contrastive learning (Deldari et al., 2022; Thapa et al., 2024), which does not involve pre-training a uni-modal teacher encoder (stage 1 in Figure 1). While, our motivation here is different for we use multi-modal contrastive learning to enable unsupervised representational knowledge distillation, we questioned whether we get the same improvement for the accelerometry encoders when binding PPG and accelerometry embeddings in a multi-modal pre-training setup. Therefore, we did an ablation of multi-modal contrastive learning where both PPG/accelerometry encoders are trainable during training, and to do a fair comparison, we experimented with different  $\lambda$  values. For all different  $\lambda$  values, we observed that the learned accelerometry encoder had significantly lower quality embeddings (see Table 3) as quantified by a significant drop of performance in all downstream targets (95%, 47% and 35% higher mean absolute error for heart rate, SDNN, and RMSSD, respectively). In addition, to emphasize the importance of freezing the teacher encoder in knowledge distillation, we did the multi-modal training where we initialized the PPG encoder using the pre-trained weights of “PPG-MAE” encoder, and still observed significant degrade in performance (Appendix Table 19). We believe that this is due to the asymmetric amount of information present in the PPG and accelerometry, such that allowing the PPG encoder to update results in more trivial embeddings and degraded performance for the accelerometry encoder. Overall, this observation further demonstrates the importance of two-stage representational knowledge distillation and freezing the teacher encoder to allow maximal knowledge transfer.

Table 3: Ablation on simultaneous PPG-accelerometry multi-modal pre-training as opposed to two-stage representational knowledge distillation.

Pre-training framework	Eval. ↓	$\lambda = 0$	$\lambda = 0.5$	$\lambda = 1$
Simultaneous multi-modal contrastive learning	Heart rate (BPM)	2.81	2.59	2.36
	SDNN (ms)	11.01	10.37	9.68
	RMSSD (ms)	12.55	11.90	11.30
Cross-modal knowledge distillation (ours, Accel-KD via PPG-MAE)	Heart rate (BPM)	1.25	1.25	<b>1.21</b>
	SDNN (ms)	6.80	6.77	<b>6.58</b>
	RMSSD (ms)	8.78	8.68	<b>8.40</b>

## 6 DISCUSSION, LIMITATIONS AND FUTURE WORK

Here, we demonstrated that a single accelerometry encoder can predict heart rate, heart rate variability, demographic variables and a wide array of downstream health targets, i.e., as a foundation model. This was done with a fully unsupervised representational knowledge distillation framework to transfer knowledge from high-fidelity to low-fidelity biosignals. We showed that our knowledge distillation framework is not unique to the teacher/student architecture, or teacher pre-training method, and it results in near-perfect alignment of PPG and accelerometry embeddings as quantified by our retrieval analysis. In addition, it improves the quality of the representations in the low-fidelity biosignal compared to self-supervised and supervised baselines, while maintaining label efficiency for downstream targets. We also showed that cross-modal distillation can simultaneously enable compressing the student model while transferring knowledge across modalities. We also performed ablations with respect to several training choices. Our work primarily focuses on accelerometry signals during low-motion and sedentary periods (Section 4.1), where accelerometer captures ballistocardiogram and therefore minute cardiovascular-related information useful for health targets (Inan et al., 2015; Kim et al., 2016). Future work can investigate models that take slower-scale activity metrics on wearable devices such as steps, speed, sleep, and slow changes in accelerometry, as well as minute changes in accelerometry at sedentary settings to improve the performance for downstream targets (Hallgrímsson et al., 2018; Ni et al., 2019; Spathis et al., 2021). In addition, another interesting area of investigation for future work could be experimenting with modality specific augmentations (Qian et al., 2022; Demirel & Holz, 2023). One caveat of our work is that it currently supports two modalities, while future work can consider statistical objectives for mutual information maximization, when there are more than one teacher or student modalities (Shidani et al., 2024), or by binding all student modalities to a single teacher modality (Girdhar et al., 2023). Another caveat is that while this work can be used for knowledge transfer or retrieval of the high-fidelity modality embeddings, it does not provide a generative model across modalities (Sarkar & Etemad, 2020); future work can consider recent techniques to incorporate generative capabilities using unified encoder and decoder Transformers (Mizrahi et al., 2023; Meta, 2024). Ideally, future work can also consider modeling other modalities such as text, images and videos to leverage information from these other input sources and weakly supervise biosignal representations, similar to prior work for modeling accelerometry during motion and other modalities such as video and text (Moon et al., 2022; Tan et al., 2023).

## ACKNOWLEDGMENTS

We would like to thank participants in Apple Heart and Movement Study, Calum MacRae, MD, PhD, and study staff at The Brigham and Women’s Hospital, a Harvard affiliate, without whom this work would not have been possible. We are grateful for Oussama Elachqar for critical contributions to the data processing, training and evaluation infrastructure. We also thank Sean Jewell and Fahad Kamran for their important contributions to the infrastructure, Nandita Bhaskhar, Jen Block, Chris Brouse, Chris Sandino, and Vimal Thilak for providing valuable feedback regarding the manuscript, Rachael Cho, Lindsay Hislop, Eduardo Martinez Montes and Laura Rhodes for publication coordination.

## REPRODUCIBILITY STATEMENT

The aggregated data that support the findings of this study can be made available on request from the corresponding author. Request for data will be evaluated and responded to in a manner consistent with the specific language in the study protocol and informed consent form (ICF). Based on the language within the IRB approved ICF for the Apple Heart and Movement Study, we are unable to share sensor data collected in the study. Similarly, code for all data analyses may be available upon request from the corresponding author. Requests for code will be evaluated and responded to in a manner consistent with policies intended to protect participant confidentiality and language in the study protocol and ICF.

## REFERENCES

- Salar Abbaspourazad, Oussama Elachqar, Andrew C. Miller, Saba Emrani, Udhyakumar Nallasamy, and Ian Shapiro. Large-scale Training of Foundation Models for Wearable Biosignals, March 2024. URL <http://arxiv.org/abs/2312.05409>. arXiv:2312.05409 [cs, eess].
- Yusuf Aytar, Carl Vondrick, and Antonio Torralba. SoundNet: Learning Sound Representations from Unlabeled Video, October 2016. URL <http://arxiv.org/abs/1610.09001>. arXiv:1610.09001 [cs].
- Alexei Baevski, Henry Zhou, Abdelrahman Mohamed, and Michael Auli. wav2vec 2.0: A Framework for Self-Supervised Learning of Speech Representations, October 2020. URL <http://arxiv.org/abs/2006.11477>. arXiv:2006.11477 [cs, eess].
- Alexei Baevski, Wei-Ning Hsu, Qiantong Xu, Arun Babu, Jiatao Gu, and Michael Auli. data2vec: A General Framework for Self-supervised Learning in Speech, Vision and Language, April 2022. URL <http://arxiv.org/abs/2202.03555>. arXiv:2202.03555 [cs].
- Kristen Bush, Daniel R. Kivlahan, Mary B. McDonell, Stephan D. Fihn, Katharine A. Bradley, and for the Ambulatory Care Quality Improvement Project (ACQUIP). The AUDIT Alcohol Consumption Questions (AUDIT-C): An Effective Brief Screening Test for Problem Drinking. *Archives of Internal Medicine*, 158(16):1789–1795, September 1998. ISSN 0003-9926. doi: 10.1001/archinte.158.16.1789. URL <https://doi.org/10.1001/archinte.158.16.1789>.
- Mathilde Caron, Hugo Touvron, Ishan Misra, Hervé Jégou, Julien Mairal, Piotr Bojanowski, and Armand Joulin. Emerging Properties in Self-Supervised Vision Transformers, May 2021. URL <http://arxiv.org/abs/2104.14294>. arXiv:2104.14294 [cs].
- Ting Chen, Simon Kornblith, Mohammad Norouzi, and Geoffrey Hinton. A Simple Framework for Contrastive Learning of Visual Representations, June 2020. URL <http://arxiv.org/abs/2002.05709>. arXiv:2002.05709 [cs, stat].
- Xinlei Chen, Saining Xie, and Kaiming He. An Empirical Study of Training Self-Supervised Vision Transformers, August 2021. URL <http://arxiv.org/abs/2104.02057>. arXiv:2104.02057 [cs].
- Joseph Y. Cheng, Hanlin Goh, Kaan Dogrusoz, Oncel Tuzel, and Erdrin Azemi. Subject-Aware Contrastive Learning for Biosignals, June 2020. URL <http://arxiv.org/abs/2007.04871>. arXiv:2007.04871 [cs, eess, stat].

- Shohreh Deldari, Hao Xue, Aaqib Saeed, Daniel V. Smith, and Flora D. Salim. COCOA: Cross Modality Contrastive Learning for Sensor Data. *Proceedings of the ACM on Interactive, Mobile, Wearable and Ubiquitous Technologies*, 6(3):1–28, September 2022. ISSN 2474-9567. doi: 10.1145/3550316. URL <http://arxiv.org/abs/2208.00467>. arXiv:2208.00467 [cs].
- Shohreh Deldari, Dimitris Spathis, Mohammad Malekzadeh, Fahim Kawsar, Flora Salim, and Akhil Mathur. CrossSL: Cross-modal Self-Supervised Learning for Time-series through Latent Masking, February 2024. URL <http://arxiv.org/abs/2307.16847>. arXiv:2307.16847 [cs].
- Berken Utku Demirel and Christian Holz. Finding Order in Chaos: A Novel Data Augmentation Method for Time Series in Contrastive Learning, December 2023. URL <http://arxiv.org/abs/2309.13439>. arXiv:2309.13439.
- Joshua C. Denny, Joni L Rutter, David B Goldstein, Anthony Philippakis, Jordan W. Smoller, Gwyenne Jenkins, Eric Dishman, and The All of Us Research Program Investigators. The “All of Us” Research Program. *New England Journal of Medicine*, 381(7):668–676, August 2019. ISSN 0028-4793. doi: 10.1056/NEJMsr1809937. URL <https://www.nejm.org/doi/10.1056/NEJMsr1809937>. Publisher: Massachusetts Medical Society.
- Jacob Devlin, Ming-Wei Chang, Kenton Lee, and Kristina Toutanova. BERT: Pre-training of Deep Bidirectional Transformers for Language Understanding, May 2019. URL <http://arxiv.org/abs/1810.04805>. arXiv:1810.04805 [cs].
- Zhiyuan Fang, Jianfeng Wang, Lijuan Wang, Lei Zhang, Yezhou Yang, and Zicheng Liu. SEED: Self-supervised Distillation For Visual Representation, April 2021. URL <http://arxiv.org/abs/2101.04731>. arXiv:2101.04731 [cs].
- Rohit Girdhar, Alaaeldin El-Nouby, Zhuang Liu, Mannat Singh, Kalyan Vasudev Alwala, Armand Joulin, and Ishan Misra. ImageBind: One Embedding Space To Bind Them All, May 2023. URL <http://arxiv.org/abs/2305.05665>. arXiv:2305.05665 [cs].
- Bryan Gopal, Ryan Han, Gautham Raghupathi, Andrew Ng, Geoff Tison, and Pranav Rajpurkar. 3KG: Contrastive Learning of 12-Lead Electrocardiograms using Physiologically-Inspired Augmentations. In *Proceedings of Machine Learning for Health*, pp. 156–167. PMLR, November 2021. URL <https://proceedings.mlr.press/v158/gopal21a.html>. ISSN: 2640-3498.
- Saurabh Gupta, Judy Hoffman, and Jitendra Malik. Cross Modal Distillation for Supervision Transfer, November 2015. URL <http://arxiv.org/abs/1507.00448>. arXiv:1507.00448 [cs].
- Haraldur T. Hallgrímsson, Filip Jankovic, Tim Althoff, and Luca Foschini. Learning Individualized Cardiovascular Responses from Large-scale Wearable Sensors Data, December 2018. URL <http://arxiv.org/abs/1812.01696>. arXiv:1812.01696 [cs, stat].
- Kaiming He, Xinlei Chen, Saining Xie, Yanghao Li, Piotr Dollár, and Ross Girshick. Masked Autoencoders Are Scalable Vision Learners, December 2021. URL <http://arxiv.org/abs/2111.06377>. arXiv:2111.06377 [cs].
- Geoffrey Hinton, Oriol Vinyals, and Jeff Dean. Distilling the Knowledge in a Neural Network, March 2015. URL <http://arxiv.org/abs/1503.02531>. arXiv:1503.02531 [cs, stat].
- Omer T. Inan, Pierre-Francois Migeotte, Kwang-Suk Park, Mozziyar Etemadi, Kouhyar Tavakolian, Ramon Casanella, John Zanetti, Jens Tank, Irina Funtova, G. Kim Prisk, and Marco Di Rienzo. Ballistocardiography and Seismocardiography: A Review of Recent Advances. *IEEE Journal of Biomedical and Health Informatics*, 19(4):1414–1427, July 2015. ISSN 2168-2208. doi: 10.1109/JBHI.2014.2361732. URL <https://ieeexplore.ieee.org/abstract/document/6916998>. Conference Name: IEEE Journal of Biomedical and Health Informatics.
- Brian Kenji Iwana and Seiichi Uchida. An empirical survey of data augmentation for time series classification with neural networks. *PLOS ONE*, 16(7):e0254841, July 2021. ISSN 1932-6203. doi: 10.1371/journal.pone.0254841. URL <https://journals.plos.org/plosone/article?id=10.1371/journal.pone.0254841>. Publisher: Public Library of Science.

- Jared Kaplan, Sam McCandlish, Tom Henighan, Tom B. Brown, Benjamin Chess, Rewon Child, Scott Gray, Alec Radford, Jeffrey Wu, and Dario Amodei. Scaling Laws for Neural Language Models, January 2020. URL <http://arxiv.org/abs/2001.08361>. arXiv:2001.08361 [cs, stat].
- Chang-Sei Kim, Stephanie L. Ober, M. Sean McMurtry, Barry A. Finegan, Omer T. Inan, Ramakrishna Mukkamala, and Jin-Oh Hahn. Ballistocardiogram: Mechanism and Potential for Unobtrusive Cardiovascular Health Monitoring. *Scientific Reports*, 6(1):31297, August 2016. ISSN 2045-2322. doi: 10.1038/srep31297. URL <https://www.nature.com/articles/srep31297>. Publisher: Nature Publishing Group.
- Hye-Geum Kim, Eun-Jin Cheon, Dai-Seg Bai, Young Hwan Lee, and Bon-Hoon Koo. Stress and Heart Rate Variability: A Meta-Analysis and Review of the Literature. *Psychiatry Investigation*, 15(3):235, February 2018. doi: 10.30773/pi.2017.08.17. URL <https://pmc.ncbi.nlm.nih.gov/articles/PMC5900369/>.
- Dani Kiyasseh, Tingting Zhu, and David A. Clifton. CLOCS: Contrastive Learning of Cardiac Signals Across Space, Time, and Patients, May 2021. URL <http://arxiv.org/abs/2005.13249>. arXiv:2005.13249 [cs, eess, stat].
- Demetres Kostas, Stéphane Aroca-Ouellette, and Frank Rudzicz. BENDR: Using Transformers and a Contrastive Self-Supervised Learning Task to Learn From Massive Amounts of EEG Data. *Frontiers in Human Neuroscience*, 15:653659, June 2021. ISSN 1662-5161. doi: 10.3389/fnhum.2021.653659. URL <https://www.frontiersin.org/articles/10.3389/fnhum.2021.653659/full>.
- Wojtek Krzanowski. *Principles of Multivariate Analysis*. Oxford Statistical Science Series. Oxford University Press, Oxford, New York, second edition, second edition edition, September 2000. ISBN 978-0-19-850708-6.
- Jiewei Lai, Huixin Tan, Jinliang Wang, Lei Ji, Jun Guo, Baoshi Han, Yajun Shi, Qianjin Feng, and Wei Yang. Practical intelligent diagnostic algorithm for wearable 12-lead ECG via self-supervised learning on large-scale dataset. *Nature Communications*, 14(1):3741, June 2023. ISSN 2041-1723. doi: 10.1038/s41467-023-39472-8. URL <https://www.nature.com/articles/s41467-023-39472-8>. Number: 1 Publisher: Nature Publishing Group.
- Etai Littwin, Omid Saremi, Madhu Advani, Vimal Thilak, Preetum Nakkiran, Chen Huang, and Joshua Susskind. How JEPA Avoids Noisy Features: The Implicit Bias of Deep Linear Self Distillation Networks, July 2024. URL <http://arxiv.org/abs/2407.03475>. arXiv:2407.03475 [cs].
- Ran Liu, Ellen L. Zippi, Hadi Pouransari, Chris Sandino, Jingping Nie, Hanlin Goh, Erdrin Azemi, and Ali Moin. Frequency-Aware Masked Autoencoders for Multimodal Pretraining on Biosignals, April 2024. URL <http://arxiv.org/abs/2309.05927>. arXiv:2309.05927 [cs, eess].
- Laurens van der Maaten and Geoffrey Hinton. Visualizing Data using t-SNE. *Journal of Machine Learning Research*, 9(86):2579–2605, 2008. ISSN 1533-7928. URL <http://jmlr.org/papers/v9/vandermaaten08a.html>.
- Calum A. MacRae. Apple Heart & Movement Study. Clinical trial registration NCT04198194, clinicaltrials.gov, July 2021. URL <https://clinicaltrials.gov/study/NCT04198194>. submitted: November 13, 2019.
- Temesgen Mehari and Nils Strodthoff. Self-supervised representation learning from 12-lead ECG data. *Computers in Biology and Medicine*, 141:105114, February 2022. ISSN 00104825. doi: 10.1016/j.combiomed.2021.105114. URL <http://arxiv.org/abs/2103.12676>. arXiv:2103.12676 [cs, eess, stat].
- Meta. Chameleon: Mixed-Modal Early-Fusion Foundation Models, May 2024. URL <http://arxiv.org/abs/2405.09818>. arXiv:2405.09818 [cs].
- David Mizrahi, Roman Bachmann, Oğuzhan Fatih Kar, Teresa Yeo, Mingfei Gao, Afshin Dehghan, and Amir Zamir. 4M: Massively Multimodal Masked Modeling, December 2023. URL <http://arxiv.org/abs/2312.06647>. arXiv:2312.06647 [cs].



- Mostafa Neo Mohsenvand, Mohammad Rasool Izadi, and Pattie Maes. Contrastive Representation Learning for Electroencephalogram Classification. In *Proceedings of the Machine Learning for Health NeurIPS Workshop*, pp. 238–253. PMLR, November 2020. URL <https://proceedings.mlr.press/v136/mohsenvand20a.html>. ISSN: 2640-3498.
- Seungwhan Moon, Andrea Madotto, Zhaojiang Lin, Alireza Dirafzoon, Aparajita Saraf, Amy Bearman, and Babak Damavandi. IMU2CLIP: Multimodal Contrastive Learning for IMU Motion Sensors from Egocentric Videos and Text, October 2022. URL <http://arxiv.org/abs/2210.14395>. arXiv:2210.14395 [cs].
- Girish Narayanswamy, Xin Liu, Kumar Ayush, Yuzhe Yang, Xuhai Xu, Shun Liao, Jake Garrison, Shyam Tailor, Jake Sunshine, Yun Liu, Tim Althoff, Shrikanth Narayanan, Pushmeet Kohli, Jiening Zhan, Mark Malhotra, Shwetak Patel, Samy Abdel-Ghaffar, and Daniel McDuff. Scaling Wearable Foundation Models, October 2024. URL <http://arxiv.org/abs/2410.13638>. arXiv:2410.13638.
- Aravind Natarajan, Alexandros Pantelopoulou, Hulya Emir-Farinas, and Pradeep Natarajan. Heart rate variability with photoplethysmography in 8 million individuals: a cross-sectional study. *The Lancet Digital Health*, 2(12):e650–e657, December 2020. ISSN 2589-7500. doi: 10.1016/S2589-7500(20)30246-6. URL <https://www.sciencedirect.com/science/article/pii/S2589750020302466>.
- Jianmo Ni, Larry Muhlstein, and Julian McAuley. Modeling Heart Rate and Activity Data for Personalized Fitness Recommendation. In *The World Wide Web Conference, WWW '19*, pp. 1343–1353, New York, NY, USA, May 2019. Association for Computing Machinery. ISBN 978-1-4503-6674-8. doi: 10.1145/3308558.3313643. URL <https://dl.acm.org/doi/10.1145/3308558.3313643>.
- OpenAI. GPT-4 Technical Report, March 2023. URL <http://arxiv.org/abs/2303.08774>. arXiv:2303.08774 [cs].
- Maxime Oquab, Timothée Darcet, Théo Moutakanni, Huy Vo, Marc Szafraniec, Vasil Khalidov, Pierre Fernandez, Daniel Haziza, Francisco Massa, Alaaeldin El-Nouby, Mahmoud Assran, Nicolas Ballas, Wojciech Galuba, Russell Howes, Po-Yao Huang, Shang-Wen Li, Ishan Misra, Michael Rabbat, Vasu Sharma, Gabriel Synnaeve, Hu Xu, Hervé Jegou, Julien Mairal, Patrick Labatut, Armand Joulin, and Piotr Bojanowski. DINOv2: Learning Robust Visual Features without Supervision, April 2023. URL <http://arxiv.org/abs/2304.07193>. arXiv:2304.07193 [cs].
- Daniel J. Plews, Paul B. Laursen, Jamie Stanley, Andrew E. Kilding, and Martin Buchheit. Training Adaptation and Heart Rate Variability in Elite Endurance Athletes: Opening the Door to Effective Monitoring. *Sports Medicine*, 43(9):773–781, September 2013. ISSN 1179-2035. doi: 10.1007/s40279-013-0071-8. URL <https://doi.org/10.1007/s40279-013-0071-8>.
- Hangwei Qian, Tian Tian, and Chunyan Miao. What Makes Good Contrastive Learning on Small-Scale Wearable-based Tasks?, February 2022. URL <http://arxiv.org/abs/2202.05998>. arXiv:2202.05998.
- Alec Radford, Jong Wook Kim, Chris Hallacy, Aditya Ramesh, Gabriel Goh, Sandhini Agarwal, Girish Sastry, Amanda Askell, Pamela Mishkin, Jack Clark, Gretchen Krueger, and Ilya Sutskever. Learning Transferable Visual Models From Natural Language Supervision, February 2021. URL <http://arxiv.org/abs/2103.00020>. arXiv:2103.00020 [cs].
- Andrea H. Ramirez, Lina Sulieman, David J. Schlueter, Alese Halvorson, Jun Qian, Francis Ratsimbazafy, Roxana Loperena, Kelsey Mayo, Melissa Basford, Nicole Deflaux, Karthik N. Muthuraman, Karthik Natarajan, Abel Kho, Hua Xu, Consuelo Wilkins, Hoda Anton-Culver, Eric Boerwinkle, Mine Cicek, Cheryl R. Clark, Elizabeth Cohn, Lucila Ohno-Machado, Sheri D. Shully, Brian K. Ahmedani, Maria Argos, Robert M. Cronin, Christopher O’Donnell, Mona Fouad, David B. Goldstein, Philip Greenland, Scott J. Hebring, Elizabeth W. Karlson, Parinda Khatri, Bruce Korf, Jordan W. Smoller, Stephen Sodeke, John Wilbanks, Justin Hentges, Stephen Mockrin, Christopher Lunt, Stephanie A. Devaney, Kelly Gebo, Joshua C. Denny, Robert J. Carroll, David Glazer, Paul A. Harris, George Hripacsak, Anthony Philippakis, and

- Dan M. Roden. The All of Us Research Program: Data quality, utility, and diversity. *Patterns*, 3(8):100570, August 2022. ISSN 2666-3899. doi: 10.1016/j.patter.2022.100570. URL <https://www.ncbi.nlm.nih.gov/pmc/articles/PMC9403360/>.
- Mike Ranzinger, Greg Heinrich, Jan Kautz, and Pavlo Molchanov. AM-RADIO: Agglomerative Vision Foundation Model – Reduce All Domains Into One, April 2024. URL <http://arxiv.org/abs/2312.06709>. arXiv:2312.06709 [cs].
- Alexandre Sablayrolles, Matthijs Douze, Cordelia Schmid, and Hervé Jégou. Spreading vectors for similarity search, August 2019. URL <http://arxiv.org/abs/1806.03198>. arXiv:1806.03198 [cs, stat].
- Pritam Sarkar and Ali Etemad. CardioGAN: Attentive Generative Adversarial Network with Dual Discriminators for Synthesis of ECG from PPG, December 2020. URL <http://arxiv.org/abs/2010.00104>. arXiv:2010.00104.
- Pritam Sarkar and Ali Etemad. Self-supervised ECG Representation Learning for Emotion Recognition. *IEEE Transactions on Affective Computing*, 13(3):1541–1554, July 2022. ISSN 1949-3045, 2371-9850. doi: 10.1109/TAFFC.2020.3014842. URL <http://arxiv.org/abs/2002.03898>. arXiv:2002.03898 [cs, eess, stat].
- Fred Shaffer and J. P. Ginsberg. An Overview of Heart Rate Variability Metrics and Norms. *Frontiers in Public Health*, 5:258, September 2017. ISSN 2296-2565. doi: 10.3389/fpubh.2017.00258. URL <https://www.ncbi.nlm.nih.gov/pmc/articles/PMC5624990/>.
- Ian Shapiro, Jeff Stein, Calum MacRae, and Michael O’Reilly. Pulse oximetry values from 33,080 participants in the Apple Heart & Movement Study. *npj Digital Medicine*, 6(1):1–13, July 2023. ISSN 2398-6352. doi: 10.1038/s41746-023-00851-6. URL <https://www.nature.com/articles/s41746-023-00851-6>. Number: 1 Publisher: Nature Publishing Group.
- Amitis Shidani, Devon Hjelm, Jason Ramapuram, Russ Webb, Eeshan Gunesh Dhekane, and Dan Busbridge. Poly-View Contrastive Learning, March 2024. URL <http://arxiv.org/abs/2403.05490>. arXiv:2403.05490 [cs, math, stat].
- Dimitris Spathis, Ignacio Perez-Pozuelo, Soren Brage, Nicholas J. Wareham, and Cecilia Mascolo. Self-supervised transfer learning of physiological representations from free-living wearable data. In *Proceedings of the Conference on Health, Inference, and Learning*, pp. 69–78, April 2021. doi: 10.1145/3450439.3451863. URL <http://arxiv.org/abs/2011.12121>. arXiv:2011.12121 [cs, eess].
- Mingxing Tan and Quoc V. Le. EfficientNet: Rethinking Model Scaling for Convolutional Neural Networks, September 2020. URL <http://arxiv.org/abs/1905.11946>. arXiv:1905.11946 [cs, stat].
- Shuhan Tan, Tushar Nagarajan, and Kristen Grauman. EgoDistill: Egocentric Head Motion Distillation for Efficient Video Understanding, January 2023. URL <http://arxiv.org/abs/2301.02217>. arXiv:2301.02217 [cs].
- Chi Ian Tang, Ignacio Perez-Pozuelo, Dimitris Spathis, and Cecilia Mascolo. Exploring Contrastive Learning in Human Activity Recognition for Healthcare, February 2021. URL <http://arxiv.org/abs/2011.11542>. arXiv:2011.11542 [cs, eess].
- Rahul Thapa, Bryan He, Magnus Ruud Kjaer, Hyatt Moore, Gauri Ganjoo, Emmanuel Mignot, and James Zou. SleepFM: Multi-modal Representation Learning for Sleep Across Brain Activity, ECG and Respiratory Signals, May 2024. URL <http://arxiv.org/abs/2405.17766>. arXiv:2405.17766 [cs, eess].
- Yonglong Tian, Dilip Krishnan, and Phillip Isola. Contrastive Representation Distillation, January 2022. URL <http://arxiv.org/abs/1910.10699>. arXiv:1910.10699 [cs, stat].

- James Truslow, Angela Spillane, Huiming Lin, Katherine Cyr, Adeeti Ullal, Edith Arnold, Ron Huang, Laura Rhodes, Jennifer Block, Jamie Stark, James Kretlow, Alexis L. Beatty, Andreas Werdich, Deepali Bankar, Matt Bianchi, Ian Shapiro, Jaime Villalpando, Sharon Ravindran, Irida Mance, Adam Phillips, John Earl, Rahul C. Deo, Sumbul A. Desai, and Calum A. MacRae. Understanding activity and physiology at scale: The Apple Heart & Movement Study. *npj Digital Medicine*, 7(1):1–11, September 2024. ISSN 2398-6352. doi: 10.1038/s41746-024-01187-5. URL <https://www.nature.com/articles/s41746-024-01187-5>. Publisher: Nature Publishing Group.
- Haoliang Wang, Pavan Kumar Anasosalu Vasu, Fartash Faghri, Raviteja Vemulapalli, Mehrdad Farajtabar, Sachin Mehta, Mohammad Rastegari, Oncel Tuzel, and Hadi Pouransari. SAM-CLIP: Merging Vision Foundation Models towards Semantic and Spatial Understanding, June 2024. URL <http://arxiv.org/abs/2310.15308>. arXiv:2310.15308 [cs].
- Yixuan Wei, Han Hu, Zhenda Xie, Zheng Zhang, Yue Cao, Jianmin Bao, Dong Chen, and Baining Guo. Contrastive Learning Rivals Masked Image Modeling in Fine-tuning via Feature Distillation, August 2022. URL <http://arxiv.org/abs/2205.14141>. arXiv:2205.14141 [cs].
- Xian Wu, Chao Huang, Pablo Roblesgranda, and Nitesh Chawla. Representation Learning on Variable Length and Incomplete Wearable-Sensory Time Series, May 2020. URL <http://arxiv.org/abs/2002.03595>. arXiv:2002.03595 [cs, eess, stat].
- Qizhe Xie, Minh-Thang Luong, Eduard Hovy, and Quoc V. Le. Self-training with Noisy Student improves ImageNet classification, June 2020. URL <http://arxiv.org/abs/1911.04252>. arXiv:1911.04252 [cs, stat].
- Hang Yuan, Tatiana Plekhanova, Rosemary Walmsley, Amy C. Reynolds, Kathleen J. Maddison, Maja Bucan, Philip Gehrman, Alex Rowlands, David W. Ray, Derrick Bennett, Joanne McVeigh, Leon Straker, Peter Eastwood, Simon D. Kyle, and Aiden Doherty. Self-supervised learning of accelerometer data provides new insights for sleep and its association with mortality, July 2023. URL <https://www.medrxiv.org/content/10.1101/2023.07.07.23292251v1>. Pages: 2023.07.07.23292251.
- Xiaohua Zhai, Alexander Kolesnikov, Neil Houlsby, and Lucas Beyer. Scaling Vision Transformers, June 2022. URL <http://arxiv.org/abs/2106.04560>. arXiv:2106.04560 [cs].

## A APPENDIX

### A.1 IMPLEMENTATION DETAILS

The common architectural and training hyperparameters for training Transformer and EfficientNet models, can be found in Tables 4 and 5, respectively. The changes in Transformer model architecture for ablation on compressing the Transformer model size (Section 5.4) can be found in Table 7.

### A.2 DATASET AND EVALUATIONS

**Dataset statistics:** Brief statistics for our curated PPG-accelerometry dataset from AHMS is available in Table 6.

**Linear probing for heart rate and heart rate variability:** We perform linear probing for predicting heart rate (HR), and two popular measures of heart rate variability: standard deviation of normal-to-normal intervals (SDNN) and root mean square of successive differences (RMSSD). These targets are from Apple Watch’s generated values during low-motion periods where PPG peaks are reliably detected, resulting in accurate prediction of heart rate and heart rate variability. These targets are chosen because they are widely used in wearable devices (Natarajan et al., 2020) and are indicative of health status (Shaffer & Ginsberg, 2017), training load in athletes (Plews et al., 2013) and stress levels (Kim et al., 2018). Being able to predict them via low-fidelity biosignals will enable a more frequent prediction of such targets, giving the users a broader view of their health-related changes in different scenarios of their daily life. We formulate this problem as a regression task, where we use ridge regression to predict the continuous value of these targets and we use mean absolute error to quantify performance. For heart rate, we report error in beats per minute (BPM), and for SDNN and RMSSD, we report error in milliseconds (ms). For these targets given that they change from segment to segment, we perform the linear probing at segment granularity: each segment contributes one and only one sample in the downstream training/evaluation. However, the downstream training/evaluation splits are stratified based on participants such that the evaluation split’s participants have no overlap with those in the training split of the linear probing or pre-training.

**Linear probing for age, BMI, biological sex, and health targets from AHMS survey questions:** We perform linear probing for predicting self-reported age, body mass index (BMI), biological sex (sex assigned at birth), and health targets from survey questions for participants in AHMS. During AHMS, participants fill out multiple questionnaires containing various questions regarding their historical health record and demographics (Truslow et al., 2024; Abbaspourazad et al., 2024). The response to these questions are usually in form of ‘yes’ or ‘no’ for whether the participant has had a history of a health condition (e.g., asthma), or whether they take specific medications (e.g., anti-depressants), or regarding their lifestyle habits (e.g., smoking). For the classification tasks, we use ridge regression to predict scores for binarized targets (0/1) and we quantify the performance with area under curve of receiver’s operating curve (AUC). For biological sex, we classify male versus female, and for health targets we classify ‘yes’ versus ‘no’. For regression tasks (age and BMI), we use ridge regression to predict continuous targets and we use mean absolute error to quantify performance. Age is reported in years and BMI is reported in  $\text{kg}/\text{m}^2$ . In all these subject-related targets that do not vary from segment to segment, we perform the linear probing at participant granularity: we mean-aggregate all the embeddings associated to each participant so that each participant contributes one and only one sample in the downstream training/evaluation. Similar to the heart rate and heart rate variability linear probing, the downstream training/evaluation splits for these targets are stratified based on participants such that the evaluation split’s participants have no overlap with those in the training split of the linear probing or pre-training.

AHMS survey is formed of multiple questionnaires which participants fill out over the course of their participation in the study. Tables 20 and 21 contain AHMS survey questions about medical conditions and medications, respectively, in addition to the corresponding target labels used in Appendix Table 12. Table 22 includes AHMS survey questions about drinking and smoking habits, and Table 23 defines our logic to summarize these questions into binary labels for the related targets used in Appendix Table 12.

### A.3 RESULTS AND ABLATION STUDIES

**Visual inspection of the T-SNE representations:** The visual inspection of the T-SNE embeddings for the random, uni-modal and distilled accelerometry encoder as well as the PPG teacher encoder is shown in Figure 4 as explained in Section 5.1.

**Retrieval analysis:** Retrieval analysis for accelerometry embeddings from PPG embeddings is shown in Table 8.

**Extended numbers for linear probing of heart rate, SDNN and RMSSD:** Linear probing and supervised evaluation performance numbers at 0.1% and 100% data availability in Figure 2, as well as root mean squared error and Pearson’s R metrics, can be found in Appendix Tables 9, 10 and 11.

**Ablation on choice of positive pairs in teacher pre-training with contrastive learning:** We selected the positive pairs as two augmented views of the same sample, as opposed to two different segments of the same participants proposed in (Abbaspourazad et al., 2024). This choice was made to enforce the encoders to contain more segment-level information necessary for the main downstream targets used in this study (heart rate and heart rate variability). Appendix Table 14 demonstrates the performance of heart rate, SDNN and RMSSD for the “PPG-CL” trained with two different positive pair selection strategies.

**Ablation on number of PPG channels in teacher pre-training:** We performed an ablation about the effect of the number of PPG channels in teacher pre-training on downstream evaluations in Table 15, where we only kept one of the PPG channels for modeling and observed a drop in performance.

**Ablation on larger model sizes for teacher pre-training:** We made several optimizations to keep our model sizes small for feasibility on running wearable devices with power and resource constraints. Interestingly, we observed signs of overfitting as we increased our encoder size, which is why our encoder sizes are not larger. This could be due to the fact that one needs to scale the model and data size simultaneously to gain benefits of scaling laws (Kaplan et al., 2020; Zhai et al., 2022). As an example, when we increased the encoder size in “PPG-MAE” (from 6.3M to 12.7M) by increasing the number of layers from 8 to 16, we observed initial signs of overfitting as shown in Table 16. We believe future work can investigate the scaling laws for encoder models of wearable biosignals by growing the encoder and data size simultaneously (Kaplan et al., 2020; Zhai et al., 2022).

**Ablation on augmentations:** In addition to comparing knowledge distillation with and without augmentations (Section 5.5), we studied the importance of individual augmentations during knowledge distillation. To this end, we performed the knowledge distillation from PPG to accelerometry, where we only kept one of the augmentation functions during distillation (applied in every forward pass), one at a time. This was done while maintaining all other training choices the same to control for the effect of augmentations. We observed that: 1) our stochastic augmentation module achieved the highest accuracy (Appendix Table 17), likely because it captures more diverse range of distortions during training, 2) among the individual augmentations, “add Gaussian noise” and “Cut out” had the highest importance, while “Time warp” had the least importance.

In general, our hypothesis for why augmentations are important for knowledge distillation across PPG and accelerometry is that given the relationship between arterial blood flow present in PPG and ballistocardiogram in accelerometry (Inan et al., 2015; Kim et al., 2016), particularly for aligned PPG-accelerometry segments during low-motion periods which is the focus of our work, knowledge distillation without augmentations is a relatively easier pre-training task compared to that with augmentations. Therefore, we think distillation without augmentations, and even very simple augmentations as shown by individual augmentations results in Appendix Table 17, leads to capturing less minute information, which is relatively similar to why and how the amount and type of augmentations in uni-modal contrastive learning is critical as demonstrated in prior work (Chen et al., 2020).

**Ablation on impact of  $\lambda$  in the multi-modal contrastive objective  $\lambda$ :** We studied the impact of  $\lambda$  in Equation 2 for our representational knowledge distillation. We observed that while the improvements of accelerometry embeddings via distillation were robust to  $\lambda$ , higher values of  $\lambda$  ( $\lambda = \{0.75, 1\}$ ) were the most optimal (Appendix Table 18), indicating that keeping PPG embeddings as anchor embeddings provided the most knowledge transfer, perhaps due to the fact that PPG is the higher-fidelity modality.



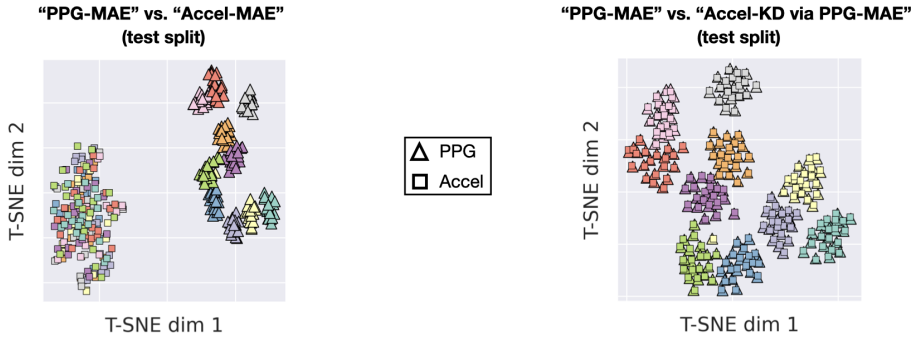


Figure 4: 2D T-SNE projections of embeddings for PPG pre-trained teacher encoder (“PPG-MAE”) and 2 accelerometry encoders: 1) uni-modal encoder pre-trained with masked autoencoding (“Accel-MAE”, left), 3) distilled encoder from the PPG teacher encoder (“Accel-MAE via PPG-KD”, right). We can visually see marked alignment after distillation in the right panel. Each marker represents an individual segment, where markers are colored based on participants and segments are identical across panels. See retrieval analysis numbers in Table 1.

**Ablation on initialization of the PPG encoder in multi-modal pre-training:** In multi-modal pre-training mentioned in Section 5.5, even if we initialize the PPG encoder with PPG-MAE (Table 19), the downstream predictions are not as good as knowledge distillation in Table 3, indicating the importance of freezing the teacher encoder.

#### A.4 DISCUSSION

**Discussion for why in uni-modal pre-training with contrastive learning was better for accelerometry, and with masked autoencoding was better for PPG:** Our hypothesis for this is that given that accelerometry is noisier than PPG (see Figure 1 for examples), reconstructing accelerometry in the output space via MAE is a rather difficult pre-training method that bottlenecks the quality of extracted representations, as opposed to that for a signal such as PPG which is more structured and less noisier to reconstruct. Therefore, we think MAE pre-training may be more suitable for less noisy biosignals, and CL pre-training is more suitable for noisier biosignals. This, in fact, is a major motivation and difference for pre-training strategies that reconstruct in the representation space versus output space (Littwin et al., 2024). All in all, for both pre-training frameworks and Transformer/EfficientNet architectures, our representational knowledge distillation framework robustly distills the information from PPG to accelerometry, and improves the information in the accelerometry embeddings.

Table 4: Common hyperparameters for pre-training experiments involving Transformers.

Hyperparameters	Value
Patch window	0.3125s (non-overlapping)
Tokenizer	Learnable linear
Token dim	256
Number of layers	8
Attention heads	8
MLP feedforward hidden dim	1024
Normalization	Layer norm (pre)
Positional embedding	Sinusoidal
Activation	GeLU
Output aggregation	Global average pooling
Optimizer	AdamW
Max learning rate	Variable (refer to text)
Weight decay	1e-5
Learning rate scheduling	Warmup for 20K iters, then exp. decay with $\gamma = 0.985$ every 1K iters
Gradient clipping	Max norm at 3

Table 5: Common hyperparameters for pre-training experiments involving EfficientNet (Tan &amp; Le, 2020), adapted for time-series as proposed in (Abbaspourazad et al., 2024). Here, MBConv1D refers to the 1D version of Mobile Inverted Bottleneck, the standard building block of EfficientNet.

Hyperparameters	Value
<b>Encoder Architecture</b>	
Input layer	Conv1D, BN, Swish
Number of MBConv1D blocks	16
Output layer	Conv1D, BN, Swish, Avg. pooling
<b>MBConv1D</b>	
Number of Conv1D layers	5
Expansion factor	7
Activation	Swish
Normalization	Batchnorm (BN)
Kernel size	3 (first 8 blocks), 5 (last 8 blocks)
Optimizer	Adam
Max learning rate	1e-3
Weight decay	1e-5
Learning rate scheduling	Step decay with $\gamma = 0.5$ every 125K iters
Gradient clipping	-

Table 6: Number of participants/segments, average number of calendar days per participant, and total dataset time span (time between the earliest to the latest recorded segment) in our pre-training datasets. We used the data from 80% of the participants for training and 20% for test.

Number of participants	172,318
Number of segments	19,993,427
Average number of calendar days per participant	84.12
Total dataset time span (days from 2019-09-21 to 2023-08-29)	1,439

Table 7: Changes in Transformer architecture parameters when scaling its size. Size names ("XS" to "XL") are picked arbitrarily and are just relative.

Transformer size	XS	S	M	L	XL
Token dim	128	128	192	256	256
Number of layers	4	6	6	6	8
MLP feedforward hidden dim	512	512	1024	1024	1024
Attention heads	4	4	6	8	8
Number of parameters	800K	1.2M	3.3M	4.8M	6.3M

Table 8: Retrieval analysis for accelerometry embeddings from PPG demonstrates near perfect alignment. Numbers are reported as average (std) across 100 bootstrap candidate pools. We would like to note that due to strong alignment of PPG and accelerometry embeddings in “Accel-KD via PPG-MAE”, the statistics of retrieval analysis for accelerometry embeddings from PPG embeddings in this table is very similar to that in Table 1 for retrieval analysis of PPG embeddings from accelerometry embeddings.

Embedding	Top-1 Acc. $\uparrow$	Top-3 Acc. $\uparrow$	Top-5 Acc. $\uparrow$	Mean Rank $\downarrow$
Accel-KD via PPG-MAE	<b>99.17 (0.23)</b>	<b>99.72 (0.08)</b>	<b>99.98 (0.02)</b>	<b>1.02 (0.01)</b>
Accel-MAE (+ Procrustes alignment)	0.31 (0.04)	0.80 (0.07)	1.22 (0.09)	2311.50 (60.74)
Chance-level performance	0.01	0.02	0.03	9551.64

Table 9: Linear probing and supervised evaluation for 100% (0.1%) data availability of heart rate (reported in BPM) in Figure 2a for accelerometry and PPG encoders. Best performance based on 0.1% data availability is shown in bold, separately for each modality.

Encoder	Mean absolute error $\downarrow$	Root mean squared error $\downarrow$	Pearson’s R $\uparrow$
Accel-supervised	1.60 (3.94)	4.28 (7.76)	0.87 (0.30)
Accel-MAE	4.47 (4.72)	7.63 (7.90)	0.70 (0.67)
Accel-CL	2.33 (2.54)	4.58 (4.80)	0.89 (0.88)
Accel-KD via PPG-MAE	<b>1.19 (1.34)</b>	<b>3.12 (3.20)</b>	<b>0.96 (0.95)</b>
Accel-KD via PPG-CL	1.37 (1.58)	3.45 (3.56)	0.94 (0.93)
PPG-MAE	<b>0.34 (0.36)</b>	<b>0.55 (0.59)</b>	<b>0.99 (0.98)</b>
PPG-CL	1.20 (1.28)	1.63 (1.74)	0.98 (0.97)

Table 10: Linear probing and supervised evaluation for 100% (0.1%) data availability of SDNN (reported in ms) in Figure 2a for accelerometry and PPG encoders. Best performance based on 0.1% data availability is shown in bold, separately for each modality.

Encoder	Mean absolute error $\downarrow$	Root mean squared error $\downarrow$	Pearson’s R $\uparrow$
Accel-supervised	7.82 (22.38)	14.86 (32.30)	0.77 (0.12)
Accel-MAE	14.31 (15.38)	22.74 (23.80)	0.47 (0.42)
Accel-CL	9.93 (10.64)	16.47 (17.23)	0.72 (0.70)
Accel-KD via PPG-MAE	<b>6.54 (6.95)</b>	<b>12.62 (13.11)</b>	<b>0.84 (0.83)</b>
Accel-KD via PPG-CL	7.16 (8.04)	13.21 (14.04)	0.82 (0.80)
PPG-MAE	<b>4.46 (4.92)</b>	<b>7.51 (8.07)</b>	<b>0.94 (0.93)</b>
PPG-CL	7.17 (7.55)	11.09 (11.72)	0.87 (0.86)

Table 11: Linear probing and supervised evaluation for 100% (0.1%) data availability of RMSSD (reported in ms) in Figure 2a for accelerometry and PPG encoders. Best performance based on 0.1% data availability is shown in bold, separately for each modality.

Encoder	Mean absolute error $\downarrow$	Root mean squared error $\downarrow$	Pearson’s R $\uparrow$
Accel-supervised	9.61 (22.60)	18.74 (36.01)	0.70 (0.08)
Accel-MAE	15.70 (17.00)	27.03 (28.17)	0.40 (0.35)
Accel-CL	10.95 (12.39)	19.83 (21.01)	0.68 (0.64)
Accel-KD via PPG-MAE	<b>8.47 (9.17)</b>	<b>16.70 (17.33)</b>	<b>0.77 (0.75)</b>
Accel-KD via PPG-CL	8.42 (9.57)	16.82 (17.63)	0.76 (0.74)
PPG-MAE	<b>6.34 (7.05)</b>	<b>11.18 (12.00)</b>	<b>0.90 (0.88)</b>
PPG-CL	8.02 (8.71)	13.67 (14.86)	0.85 (0.83)

Table 12: Downstream target evaluations reported in ROC AUC for AHMS survey questions. We observed that the distilled accelerometry encoders consistently better predicted these targets compared to the uni-modal accelerometry encoders. Asterisks indicate statistical significance for the comparison between the best distilled accelerometry encoder (“Accel-KD via PPG-MAE”) versus the best uni-modal accelerometry encoder (“Accel-CL”). For statistical significance, we calculated 200 bootstrapped ROC AUC values for each evaluation, and then performed one-sided Wilcoxon Rank-Sum test to compute the p-value of the statistical comparison. We report “\*\*\*” for  $P < 5e-4$ , “\*\*” for  $5e-4 \leq P < 5e-3$ , “\*” for  $5e-3 \leq P < 5e-2$  and “n.s.” for  $P \geq 5e-2$ , where  $P$  is the p-value of the comparison.

Name	Accel-KD via PPG-MAE	Accel-KD via PPG-CL	Accel-MAE	Accel-CL
ACE-inhibitors	<b>0.802</b> (***)	0.794	0.731	0.791
Active alcohol user	<b>0.681</b> (***)	0.675	0.616	0.665
Active smoker	<b>0.810</b> (***)	0.801	0.735	0.784
Afib	<b>0.816</b> (***)	0.804	0.765	0.798
Allergy	<b>0.652</b> (***)	0.648	0.619	0.644
Anti-anxiety	<b>0.713</b> (***)	0.707	0.641	0.696
Anti-psychotics	<b>0.796</b> (***)	0.785	0.705	0.767
Anticoagulants	<b>0.818</b> (***)	0.809	0.759	0.801
Antidepressants	<b>0.795</b> (***)	0.782	0.685	0.761
Antiplatelets	<b>0.784</b> (***)	0.781	0.732	0.776
Anxiety	<b>0.767</b> (***)	0.759	0.679	0.747
Artery disease	<b>0.880</b> (*)	0.869	0.822	0.873
Arthritis	<b>0.781</b> (***)	0.773	0.733	0.774
Asthma	<b>0.634</b> (***)	0.630	0.596	0.621
Beta-blockers	<b>0.759</b> (***)	0.747	0.690	0.736
Blood pressure	<b>0.798</b> (***)	0.789	0.732	0.787
Blood pressure med.	<b>0.710</b> (***)	0.697	0.651	0.694
Calcium-channel blockers	<b>0.772</b> (***)	0.759	0.703	0.757
Cancer	<b>0.800</b> (***)	0.791	0.743	0.793
Chemotherapy	<b>0.735</b> (***)	0.704	0.626	0.714
Cholesterol	<b>0.755</b> (***)	0.747	0.703	0.746
Chronic bronchitis	<b>0.725</b> (***)	<b>0.725</b>	0.683	0.714
Depression	<b>0.740</b> (***)	0.735	0.665	0.722
Diabetes	<b>0.829</b> (***)	0.818	0.767	0.810
Diuretics	<b>0.756</b> (***)	0.747	0.701	0.743
Hearing	<b>0.719</b> (***)	0.713	0.676	0.709
Heart attack	<b>0.835</b> (*)	0.832	0.771	0.831
Heart disease	<b>0.857</b> (***)	0.845	0.801	0.843
Heart failure	<b>0.857</b> (n.s.)	0.838	0.789	0.855
Heart rhythm	<b>0.678</b> (***)	0.664	0.634	0.663
Hip/Knee	<b>0.844</b> (*)	0.842	0.790	0.841
Kidney	<b>0.694</b> (***)	0.687	0.646	0.678
Liver	<b>0.729</b> (***)	0.713	0.615	0.696
Lower back	<b>0.685</b> (***)	0.681	0.651	0.674
Neck disorder	<b>0.724</b> (***)	0.717	0.676	0.714
Neuropathy	<b>0.802</b> (***)	0.793	0.747	0.791
Opioid painkillers	<b>0.769</b> (***)	0.763	0.667	0.748
Osteoporosis	<b>0.854</b> (***)	0.849	0.807	0.851
Pacemaker	<b>0.910</b> (***)	0.884	0.835	0.885
Painkillers	<b>0.602</b> (***)	0.599	0.578	0.597
Sleep apnea	<b>0.798</b> (***)	<b>0.798</b>	0.729	0.783
Sleep medication	<b>0.673</b> (***)	0.661	0.622	0.652
Stroke or TIA	<b>0.790</b> (n.s.)	0.779	0.743	0.789
Thyroid	<b>0.750</b> (***)	0.746	0.712	0.743
Urinary	<b>0.799</b> (***)	0.790	0.748	0.787
Vision	<b>0.657</b> (***)	0.655	0.627	0.651

Table 13: Ablation on training contrastive learning based models with Transformer. Here, we report linear probing performance (mean absolute error) for 100% (0.1%) data availability equivalent to Figure 2, and Appendix Tables 9, 10 and 11 when the encoder architecture in “PPG-CL”, “Accel-CL” and “Accel-KD via PPG-CL” is Transformer. We observed no meaningful difference between these methods when we replaced the architecture and all of our conclusions remains the same.

	Heart rate (BPM) ↓	SDNN (ms) ↓	RMSSD (ms) ↓
Accel-CL (EfficientNet)	2.33 (2.54)	9.93 (10.54)	10.95 (12.39)
PPG-CL (EfficientNet)	1.20 (1.28)	7.17 (7.55)	8.02 (8.71)
Accel-KD via PPG-CL (EfficientNet)	1.37 (1.58)	7.16 (8.04)	8.42 (9.57)
Accel-CL (Transformer)	2.28 (2.48)	9.81 (10.43)	10.87 (12.09)
PPG-CL (Transformer)	1.13 (1.20)	7.23 (7.58)	8.08 (8.73)
Accel-KD via PPG-CL (Transformer)	1.41 (1.59)	7.17 (7.92)	8.67 (9.67)

Table 14: Ablation on the choice of positive pair selection in teacher pre-training with contrastive learning (“PPG-CL”).

Eval. ↓	Participant-level positive pairs	Segment-level positive pairs
Heart rate (BPM)	2.51	<b>1.21</b>
SDNN (ms)	12.24	<b>6.58</b>
RMSSD (ms)	11.76	<b>8.40</b>

Table 15: Ablation on number of PPG channels in teacher pre-training (“PPG-MAE”).

Eval. ↓	PPG-MAE w/ 1 PPG channels	PPG-MAE w/ 4 PPG channels
Heart rate (BPM)	0.39	<b>0.34</b>
SDNN (ms)	5.04	<b>4.46</b>
RMSSD (ms)	7.30	<b>6.34</b>

Table 16: Ablation on larger model size for “PPG-MAE”.

Eval. ↓	PPG-MAE (12.7M)	PPG-MAE (6.3M)
Heart rate (BPM)	<b>0.34</b>	<b>0.34</b>
SDNN (ms)	5.05	<b>4.46</b>
RMSSD (ms)	7.52	<b>6.34</b>

Table 17: Ablation on augmentations during cross-modal knowledge distillation.

Eval. ↓	W/o augs.	W augs.	Cut out	Gauss. noise	Mag. warp	Channel perm.	T. warp
Heart rate (BPM)	1.76	<b>1.21</b>	1.38	1.29	1.76	1.79	1.84
SDNN (ms)	6.98	<b>6.58</b>	6.96	6.66	6.97	6.77	10.47
RMSSD (ms)	8.82	<b>8.40</b>	8.51	8.84	8.96	8.67	12.83

Table 18: Ablation on  $\lambda$  in the multi-modal contrastive objective (Equation 2).

Eval. ↓	$\lambda = 0$	$\lambda = 0.25$	$\lambda = 0.5$	$\lambda = 0.75$	$\lambda = 1$
Heart rate (BPM)	1.25	1.26	1.25	<b>1.19</b>	1.21
SDNN (ms)	6.80	6.69	6.77	6.80	<b>6.58</b>
RMSSD (ms)	8.78	8.59	8.68	8.78	<b>8.40</b>

Table 19: Ablation on not freezing the PPG encoder in cross-modal knowledge distillation in Table 3.

Pre-training framework	Eval. ↓	$\lambda = 0$	$\lambda = 0.5$	$\lambda = 1$
Simultaneous multi-modal contrastive learning (PPG encoder initialized with “PPG-MAE” weights)	Heart rate (BPM)	2.73	2.61	2.23
	SDNN (ms)	10.97	10.29	9.63
	RMSSD (ms)	12.56	11.89	11.06



Table 20: AHMS survey questions about medical conditions. The main question is in form of 'Have you ever been diagnosed with any of the following conditions?' and participants can answer 'Yes' or 'No' or 'I prefer not to answer' or 'I don't know'. The question for vision and hearing loss is different, which we explicitly mention in the corresponding rows. Third column indicates the number of left out participants for evaluation – the reason for variations is that for each target we exclude participants whose answers were 'I prefer not to answer' or 'I don't know' or missing.

Target label	Medical condition	N (test)
Heart attack	Heart attack (myocardial infarction)	26,806
Heart disease	Coronary heart disease or angina pectoris	26,584
Blood pressure	High blood pressure (hypertension)	26,326
Stroke or TIA	Stroke (cerebral hemorrhage, cerebral thrombosis) or transient ischemic attack (ministroke)	26,805
Afib	Atrial fibrillation	26,342
Heart rhythm	Heart rhythm problem other than atrial fibrillation	26,068
Pacemaker	Pacemaker	26,916
Artery disease	Peripheral artery disease	26,429
Heart failure	Heart failure	26,843
Diabetes	Diabetes	26,661
Cholesterol	High cholesterol	26,238
Arthritis	Arthritis	26,429
Hip/Knee	Hip or knee replacement	26,948
Lower back	Low back disorder or other chronic back defect	26,480
Neck disorder	Neck disorder or other chronic neck defect	26,628
Osteoporosis	Osteoporosis	26,554
Asthma	Asthma	26,762
Chronic bronchitis	Chronic bronchitis, chronic obstructive pulmonary disease, or emphysema	26,707
Allergy	Rhinitis, hay fever, eye inflammation, dermatitis, food allergy or other allergy (allergic asthma excluded)	26,626
Kidney	Kidney problems	26,640
Thyroid	Thyroid disease	26,502
Cancer	Cancer	26,783
Liver	Cirrhosis of the liver	26,784
Urinary	Urinary incontinence	26,728
Neuropathy	Neuropathy	26,370
Depression	Depression	26,110
Anxiety	Anxiety disorder	25,989
Hearing	Do you have hearing loss?	25,633
Vision	Do you have vision loss?	25,895

Table 21: AHMS survey questions about medications. The main question is in form of 'Do you currently take any of the following types of medications?' and participants can answer 'Yes' or 'No' or 'I prefer not to answer'. The formatting for the medications is similar to their presentation in the study, but may not exactly match the format in the study application. Third column indicates the number of left out participants for evaluation – the reason for variations is that for each target we exclude participants whose answers were 'I prefer not to answer' or missing. Third party trademarks used herein are trademarks of their respective owners.

Target label	Medications	N (test)
ACE-inhibitors	ACE-inhibitors or ARBs (for blood pressure) such as captopril, enalapril, lisinopril, losartan, ramipril, or valsartan	11,043
Anti-anxiety	Anti-anxiety aids such as alprazolam (Xanax <sup>®</sup> ), clonazepam (Klonopin <sup>®</sup> ), clorazepate (Tranxene <sup>®</sup> ), diazepam (Valium <sup>®</sup> ), or lorazepam (Ativan <sup>®</sup> )	15,876
Anti-psychotics	Anti-psychotics such as haloperidol (Haldol <sup>®</sup> ), aripiprazole (Abilify <sup>®</sup> ), risperidone (Risperdal <sup>®</sup> ), quetiapine (Seroquel <sup>®</sup> ), olanzapine (Zyprexa <sup>®</sup> ), clozapine (Clozaril <sup>®</sup> ), or lurasidone (Latuda <sup>®</sup> )	15,914
Anticoagulants	Anticoagulants (blood thinners) such as warfarin (Coumadin <sup>®</sup> ), apixaban (Eliquis <sup>®</sup> ), betrixaban (Bevyxxa <sup>®</sup> ), dabigatran (Pradaxa <sup>®</sup> ), edoxaban (Lixiana <sup>®</sup> ), or rivaroxaban (Xarelto <sup>®</sup> )	15,906
Antidepressants	Antidepressants such as amitriptyline (Elavil <sup>®</sup> ), bupropion (Wellbutrin <sup>®</sup> ), citalopram (Celexa <sup>®</sup> ), duloxetine (Cymbalta <sup>®</sup> ), escitalopram (Lexapro <sup>®</sup> ), fluoxetine (Prozac <sup>®</sup> ), paroxetine (Paxil <sup>®</sup> ), mirtazapine (Remeron <sup>®</sup> ), sertraline (Zoloft <sup>®</sup> ), or venlafaxine (Effexor <sup>®</sup> )	15,919
Antiplatelets	Antiplatelets (blood thinners) such as aspirin, clopidogrel (Plavix <sup>®</sup> ), prasugrel (Effient <sup>®</sup> ), or ticagrelor (Brilinta <sup>®</sup> )	15,891
Beta-blockers	Beta-blockers (for blood pressure or heart rhythm) such as atenolol (Tenormin <sup>®</sup> ), bisoprolol (Zebeta <sup>®</sup> ), carvedilol (Coreg <sup>®</sup> ), labetalol, metoprolol (Lopressor <sup>®</sup> , Toprol-XL <sup>®</sup> ), nadolol (Corgard <sup>®</sup> ), nebivolol (Bystolic <sup>®</sup> ), propranolol (Inderal <sup>®</sup> ), or sotalol (Betapace <sup>®</sup> )	15,868
Blood pressure med.	Other medications for lowering blood pressure such as clonidine, hydralazine, minoxidil, or sacubitril/valsartan (Entresto <sup>®</sup> )	15,835
Calcium-channel blockers	Calcium-channel blockers (for blood pressure or heart rhythm) such as amlodipine (Norvasc <sup>®</sup> ), diltiazem, or verapamil	15,812
Chemotherapy	Certain types of chemotherapy such as carboplatin, cisplatin, oxaliplatin, vincristine, or vinblastine	11,084
Diuretics	Diuretics (water pills) such as chlorthalidone, furosemide (Lasix <sup>®</sup> ), hydrochlorothiazide, or spironolactone	15,929
Opioid painkillers	Opioid painkillers such as codeine, fentanyl, hydrocodone, hydromorphone (Dilaudid <sup>®</sup> ), meperidine (Demerol <sup>®</sup> ), morphine, oxycodone, Percocet <sup>®</sup> , or Vicodin <sup>®</sup>	15,941
Painkillers	Non-steroidal anti-inflammatories (painkillers) such as aspirin, celecoxib (Celebrex <sup>®</sup> ), diclofenac (Cambia <sup>®</sup> ), ibuprofen (Motrin <sup>®</sup> /Advil <sup>®</sup> ), or naproxen (Aleve <sup>®</sup> )	15,919
Sleep medication.	Sleeping aids such as eszopiclone (Lunesta <sup>®</sup> ), zaleplon (Sonata <sup>®</sup> ), or zolpidem (Ambien <sup>®</sup> )	15,892

Table 22: AHMS survey questions about drinking and smoking habits. These are standardized questions from the AUDIT-C questionnaire (Bush et al., 1998) and All of US research program (Denny et al., 2019; Ramirez et al., 2022).

#	Question	Answer choices
Q1	In your entire life, have you had at least 1 drink of any kind of alcohol, not counting small tastes or sips?	'Yes'/'No'/'I don't know'/'I prefer not to answer'
Q1b	[If yes to Q1] How often did you have a drink containing alcohol in the past year?	'Never'/'Monthly or less'/'Two to four time a month'/'Two to three times a week'/'Four or more times a week'/'I prefer not to answer'
Q1c	[If yes to Q1] On a typical day when you drink, how many drinks do you have?	'1 or 2'/'3 or 4'/'5 or 6'/'7 to 9'/'10 or more'/'I prefer not to answer'
Q2	Have you smoked at least 100 cigarettes in your entire life?	'Yes'/'No'/'I don't know'/'I prefer not to answer'
Q2b	[If Yes or Do not know to Q2] Do you now smoke cigarettes every day, some days, or not at all?	'Every day'/'Some days'/'Not at all'/'I prefer not to answer'

Table 23: Our logic for defining drinking and smoking targets from questions in Table 22. Third column indicates the number of left out participants for evaluation – the reason for variations is that for each target we exclude participants whose answers did not conclude in our binary 'yes' or 'no' mappings or were missing.

Target label	Logic	N (test)
Active alcohol user	'Yes': answer to Q1 is 'Yes' and answer to Q1b is 'Two to three times a week'/'Four or more times a week' 'No': answer to Q1 is 'No', or answer to Q1b is 'Never'/'Monthly or less'/'Two to four time a month'	23,472
Active smoker	'Yes': answer to Q2 is 'Yes' and answer to Q2b is 'Every day'/'Some days' 'No': answer to Q2 is 'No', and answer to Q2b is 'Not at all'	23,452