

New full simulation model of crystal-based beam extraction using BDSim toolkit enhanced with Geant4 G4ChannelingFastSimModel

A. Sytov^a, G. Kube^b, L. Bandiera^a, V. Guidi^{a,c}, A. Mazzolari^{a,c}, G. Paternò^a, K. Wittenburg^b, S. Strokov^b

^aINFN Ferrara Division, Via Saragat 1, Ferrara, 44122, , Italy

^bDeutsches Elektronen-Synchrotron DESY, Notkestr. 85, Hamburg, 22607, , Germany

^cDepartment of Physics and Earth Science, University of Ferrara, Via Saragat 1, Ferrara, 44122, , Italy

Abstract

We present the development of a full simulation model for crystal-based beam extraction based on the BDSim simulation toolkit and the Geant4 G4ChannelingFastSimModel and G4BaierKatkov models. A novel accelerator component, a bent crystal compatible with G4ChannelingFastSimModel, was designed and implemented. As a demonstration, we constructed a complete simulation model of the DESY II Booster Synchrotron within BDSim, incorporating all relevant components. The model accounts for betatron and synchrotron oscillations, as well as radiation losses in the oriented crystal, using G4BaierKatkov. Simulation results demonstrate the successful extraction of a primary monoenergetic 6 GeV electron beam, characterized by a charge of 23 pC, a horizontal beam emittance of $3.6 \mu\text{m}\cdot\text{rad}$, a vertical beam emittance of $0.32 \mu\text{m}\cdot\text{rad}$, and an energy spread of 0.008. The model has the potential to significantly accelerate R&D for applications related to crystal-based extraction and collimation in synchrotrons and colliders.

Keywords: Channeling, oriented crystals, BDSim, Geant4, G4ChannelingFastSimModel

1. Introduction

Channeling in bent crystals [Tsyganov, 1976] offers an efficient method for extracting particle beams from synchrotrons. Charged particles entering a bent crystal at small angles are guided by its atomic planes, enabling high-quality beam extraction for fixed-target experiments, high-energy lepton collider studies, and crystal-based collimation as illustrated in Fig. 1. While these techniques have been tested at proton and ion machines including U70, RHIC, SPS, Tevatron and LHC [Afonin, 2012; Fliller, 2005; Scandale, 2012; Carrigan, 2002; Scandale, 2016; Redaelli, 2021], they have not yet been applied to electron synchrotrons.

Our previous studies demonstrated the feasibility of a proof-of-principle experiment on the extraction of 6 GeV electrons from the DESY II Booster Synchrotron [Sytov, 2022] using crystal-based techniques. These methods enable monoenergetic beam extraction without disrupting primary experiments, making them ideal for various applications like detector development R&D [Diener, 2019], and beyond-Standard Model physics.

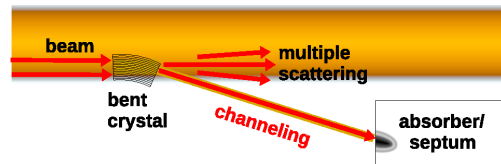


Figure 1: Schematic representation of a crystal-based collimation/extraction.

This approach is adaptable to existing and future electron synchrotrons and lepton colliders, offering broad research potential.

However, the complexity of the extraction process necessitates detailed simulation tools capable of modeling particle dynamics, crystal interactions, energy losses and synchrotron oscillations.

BDSim [Nevay, 2020, 2024], a versatile simulation tool based on the Geant4 [Agostinelli, 2003; Allison, 2016] toolkit, simulates particle transport and interactions in accelerators, offering precise thick-lens tracking and integrating electromagnetic, hadronic, and user-defined Geant4 physics models. Channeling and radiation processes in oriented crystals can be simulated with Geant4 using the **G4ChannelingFastSimModel** and **G4BaierKatkov**, respectively [Sytov, 2023, 2019,

Email address: alexei.sytov@cern.ch (A. Sytov)

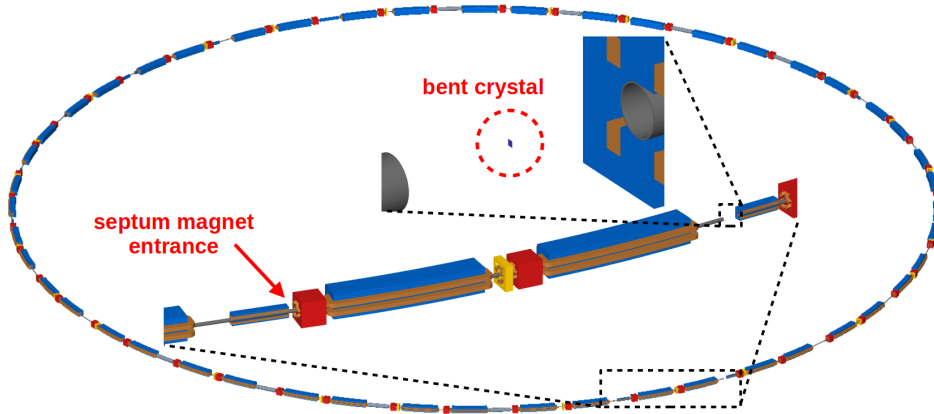


Figure 2: BDSim visualization of the DESY II Booster Synchrotron model with a crystal-based extraction setup.

2014]. Together with BDSim, these tools enable full simulations of crystal-based beam extraction and collimation, essential to design real accelerator applications.

In this study, we integrate the BDSim framework with the Geant4 v11.2.1 containing **G4ChannelingFastSimModel** and **G4BaierKatkov** and create a bent crystal as a BDSim user's defined accelerator component compatible with these models. We implement the DESY II Booster Synchrotron based on our previous studies [Sytov, 2022] and carry out a full simulation of the crystal-based extraction of 6 GeV electron beam. We calculate the charge, the transverse emittance and the energy spread of the extracted beam to demonstrate the advantages of this technique for future applications.

2. Implementation of a bent crystal into BDSim

To integrate an oriented bent crystal into BDSim, which allows for user-defined accelerator components, one must define both the component class and its constructor. This is achieved by creating two classes: the component itself, which is part of the Geant4 DetectorConstruction, and the constructor that reads component parameters from a macro and creates the component class.

We developed **CrystalDeflector** as the component class and **CrystalDeflectorConstructor** as its constructor. The constructor handles parameter setup for the crystal, including dimensions, material properties, offsets, orientation, and specific parameters for crystal channeling and radiation modeling.

For example, the following macro line configures the **CrystalDeflector** component:

```
CR1:usercomponent,
```

```
userTypeName="crystaldeflector",
l=0.4125, xsize=1*cm, ysize=1*cm,
materialThickness=0.175*mm,
offsetX=-1.126046*cm, offsetY=0*mm,
axisX=0.000, axisY = -0.00097,
axisZ = 0., horizontalWidth=1*m,
material="G4.Si", vacuumMaterial="vacuum",
userParameters="crystalRegion:crystal1
crystalBendingAngle:0.00175
crystalLattice:(111) colour:decapole
radiationModel:true";
```

In this setup:

- **CR1** is the component's name.
- **userTypeName** identifies the component type as "crystaldeflector".
- **l**, **xsize**, **ysize**, and **materialThickness** define the dimensions and thickness of the crystal in the G4Box.
- **offsetX**, **offsetY**, and **axisX**, **axisY**, **axisZ** define the component's position and orientation in the beamline.
- **horizontalWidth** defines the vacuum space of the component around the crystal.
- **material** specifies the crystal material (e.g., silicon), and **vacuumMaterial** sets the surrounding vacuum.
- **userParameters** contains specific parameters for the crystal, such as the G4Region name for crystal channeling, bending angle, crystallographic orientation, visualization color, and radiation model activation.

CrystalDeflector creates the crystal volume according to the parameters above and activates **G4ChannelingFastSimModel** for simulating the channeling effects and **G4BaierKatkov** for radiation losses within the defined crystal G4Region.

To incorporate these models into the simulation, Geant4's Fast Simulation Interface must be used.

Parameter	Value
Ring circumference S_0	292.8 m
Nominal extraction energy E_0	6 GeV
Number of e^- in the beam N_0	$\sim 10^{10}$
Horizontal emittance ε_x (at 6 GeV)	339 nm rad
Vertical emittance ε_y (at 6 GeV)	35 nm rad
Energy spread $\sigma_{\delta E/E_0}$	0.977×10^{-3}
RF voltage per cavity V_s	0.9875 MV
Total number of RF cavities	8
RF cavity frequency h	499.654 MHz
RF cavity phase	π
Septum magnet boundary	0.98 mm
Septum magnet boundary thickness	3 mm

Table 1: DESY II parameters for the simulation setup

This interface is enabled in the BDSim user-defined Physics List for specific particles (e- and e+ in the case of lepton machines). After compiling the relevant classes, the accelerator simulation setup can be generated and added to the input macro files following the standard BDSim procedure described in BDSim user's guide [Nevay, 2024]. The user-defined component (**CrystalDeflector**) should be listed and positioned within the accelerator lattice in the input files, and the simulation can then be executed.

3. Simulation setup

The simulation setup for the DESY II Booster Synchrotron was created by converting DESY II MAD-X files into BDSim format. Beam and lattice parameters from previous studies [Syrov, 2022] were retained (Table 1). Unlike the earlier setup, this setup simulates the entire beam distribution rather than only the halo. Moreover, unlike our previous studies, this BDSim configuration includes all accelerator components, with magnets modeled as thick lenses and beam apertures and RF cavities accurately positioned along the ring. This approach naturally accounts for betatron and synchrotron oscillations. The cavities were phased for storage ring operation, while synchrotron radiation losses were neglected, since in reality they are routinely compensated by RF acceleration and minimally impact the extraction process. The visualization of the full DESY II ring as well as of the extraction zone is shown in Fig. 2.

The parameters of the bent crystal were optimized based on earlier studies and implemented in the example in the previous section. Radiation losses due to channeling in the crystal were also included. As in prior studies, particles were tracked for 100 turns. A BDSim beam

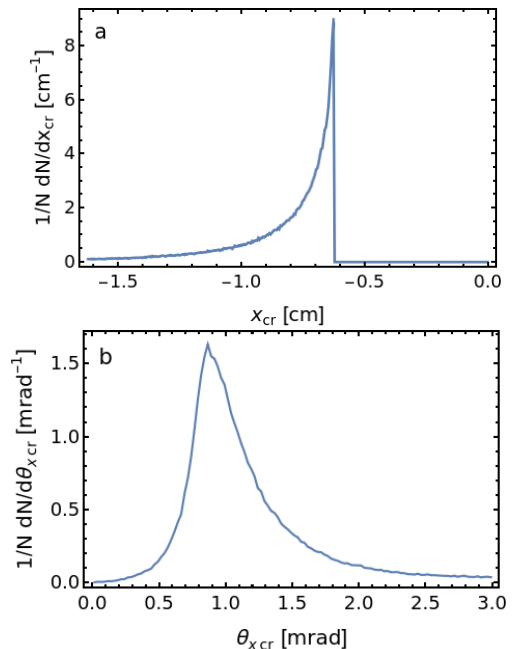


Figure 3: Horizontal coordinate (a) and angular (b) distributions of the particles hitting the crystal.

dump was placed at the location of the septum magnet entrance to record particles arriving at this point, killing them at their arrival.

4. Simulation results

Figure 3 illustrates the particle impact parameter distribution on the crystal and their horizontal angular distribution, including also multiple impacts from the same particles. Most particle hits occur within the crystal's boundary (placed at $-3\sigma \approx -6.3$ mm of the beam), corresponding to the peak of the angular distribution at the angle $\theta_{x \text{ peak}} = -\alpha(-3\sigma)/\beta \approx 0.97$ mrad. A slight shift of the peak of the distribution in Fig. 3b from this position can be explained by influence of synchrotron oscillations and energy losses in the crystal before the next crystal passage. This alignment determined the crystal orientation in our setup, though further adjustments are possible. Particles are typically captured under channeling conditions if they approach within the critical channeling angle, which for 6 GeV electrons and (111) silicon planes equals to $88 \mu\text{rad}$. However, particles can also be captured under channeling conditions due to multiple scattering inside the crystal [Mazzolari, 2014; Syrov, 2017].

Figure 4 presents the final horizontal and vertical coordinate and angular distributions of the extracted beam

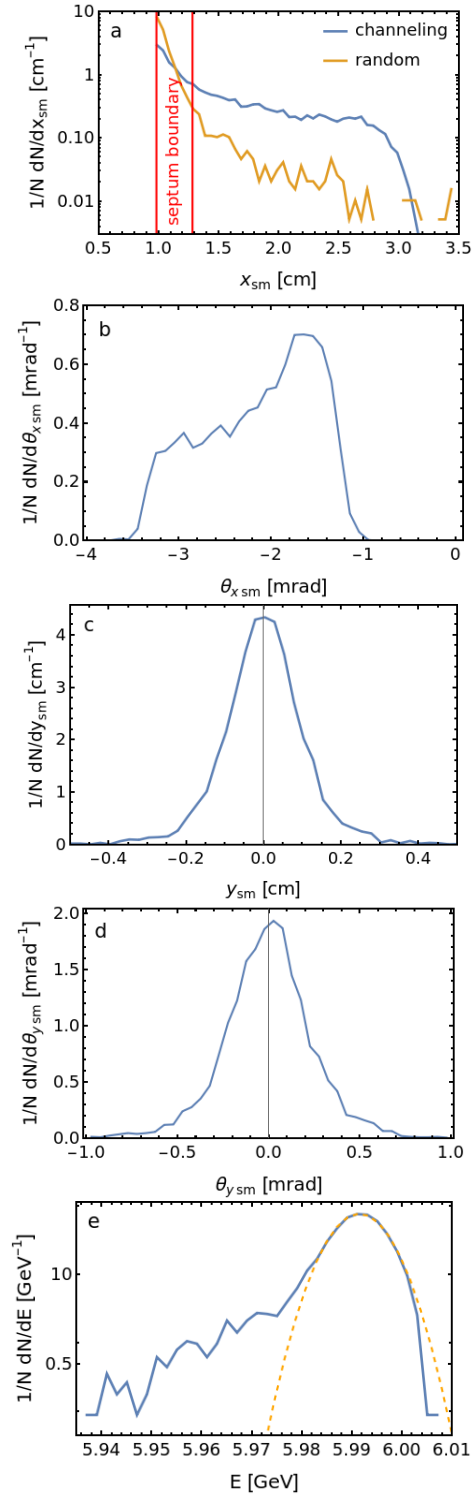


Figure 4: Horizontal coordinate (a) and angular (b), vertical coordinate (c) and angle (d) and energy (e) distributions of the particles entering the septum magnet (excluding its boundary). The dashed curve on plot (e) shows the Gaussian fit of the distribution peak.

at the septum magnet entrance. These distributions are similar to the results from our previous studies [Syrov, 2022]. Fig. 4a also provides a comparison with the randomly oriented crystal case, when the amount of extracted particles is nearly 18 times less than for channeling.

Figure 4e shows the energy distribution of the extracted beam, which remains highly monochromatic. A small tail is present due to radiation losses in the crystal. However, unlike prior results, this tail is minimized due to the realistic aperture simulated in BDSim, which removes particles that escape the accelerator’s RF bucket.

From these distributions, the key parameters of the extracted beam horizontal and vertical transverse emittance, charge, and r.m.s. energy spread were calculated as $3.6 \mu\text{m}\text{-rad}$, $0.32 \mu\text{m}\text{-rad}$, 23 pC and 0.008 , respectively. The Gaussian fit of the energy distribution, eliminating the tail, gives the spread of 0.005 . The results demonstrate the benefits of crystal-based extraction of a primary beam with low emittance, high charge, and minimal energy spread.

5. Conclusion

A new full simulation model for crystal-based beam extraction based on the BDSim simulation toolkit and the Geant4 **G4ChannelingFastSimModel** and **G4BaierKatkov** models to simulate channeling and radiation processes in oriented crystals, respectively, has been developed. A new bent crystal accelerator component, compatible with these models was created and integrated into a full DESY II Booster Synchrotron accelerator model, including essential beam dynamics such as betatron and synchrotron oscillations and radiation losses in the crystal.

The crystal-based extraction process from DESY II has been simulated. Simulation results confirmed efficient extraction of a monoenergetic 6 GeV electron beam with excellent emittance, high charge 23 pC , and low energy spread 0.008 . The parasitic extraction method offers a high-quality beam for diverse fixed-target applications without disturbing primary operations of the accelerator. This approach provides a comprehensive framework to design the applications of crystal-based extraction and collimation techniques at current and future electron synchrotrons, synchrotron light sources and lepton colliders. In particular, this method promises to supply fixed-target experiments with high-intensity, monoenergetic multi-GeV electron beams at existing synchrotrons and light sources worldwide. Furthermore, it could facilitate crystal-based electron/positron extraction in future lepton colliders, en-

abling ultra-high energy fixed-target experiments and advancing searches for physics beyond the Standard Model.

Acknowledgements

A. Sytov is supported by the European Commission (TRILLION, GA. 101032975). We acknowledge partial support of the INFN through the Geant4INFN project.

References

- E.N. Tsyganov, Some aspects of the mechanism of a charge particle penetration through a monocrystal. Fermilab TM-682 (1976). <https://lss.fnal.gov/archive/test-tm/0000/fermilab-tm-0682.shtml>
- A.G. Afonin et al., Observation and comparative analysis of proton beam extraction or collimation by different planar channels of a bent crystal. *Phys. Rev. ST Accel. Beams* **15**, 081001 (2012). <https://doi.org/10.1103/PhysRevSTAB.15.081001>
- R.P. Fliller et al. RHIC crystal collimation. *Nucl. Instr. and Meth. in Phys. Res. B* **234** (1-2), 47 (2005). <https://doi.org/10.1016/j.nimb.2005.03.004>
- W. Scandale et al., Strong reduction of the off-momentum halo in crystal assisted collimation of the SPS beam. *Phys. Lett. B* **714**, 231 (2012) <https://doi.org/10.1016/j.physletb.2012.07.006>
- R.A. Carrigan Jr. et al., Beam extraction studies at 900 GeV using a channeling crystal. *Phys. Rev. ST Accel. Beams* **5**, 043501 (2002). <https://doi.org/10.1103/PhysRevSTAB.5.043501>
- W. Scandale et al. Observation of channeling for 6500 GeV/c protons in the crystal assisted collimation setup for LHC. *Phys. Lett. B* **758**, 129 (2016). <https://doi.org/10.1016/j.physletb.2016.05.004>
- S. Redaelli et al., First observation of ion beam channeling in bent crystals at multi-TeV energies. *Eur. Phys. J. C* **81**, 142 (2021). <https://doi.org/10.1140/epjc/s10052-021-08927-x>
- A. Sytov et al. First design of a crystal-based extraction of 6 GeV electrons for the DESY II Booster Synchrotron. *Eur. Phys. J. C* **82**, 197 (2022). <https://doi.org/10.1140/epjc/s10052-022-10115-4>
- R. Diener et al. The DESY II test beam facility. *Nucl. Instrum. Methods Phys. Res. A* **922**, 265 (2019). <https://doi.org/10.1016/j.nima.2018.11.133>
- L.J. Nevay et al. BDSIM: An accelerator tracking code with particle-matter interactions. *Comp. Phys. Comm.* **252**, 107200 (2020). <https://doi.org/10.1016/j.cpc.2020.107200>
- BDSim User's Guide <http://www.pp.rhul.ac.uk/bdsim/manual/introduction.html>
- S. Agostinelli et al., GEANT4-A Simulation Toolkit. *Nucl. Instrum. Meth. A* **506**, 250-303 (2003). [http://dx.doi.org/10.1016/S0168-9002\(03\)01368-8](http://dx.doi.org/10.1016/S0168-9002(03)01368-8)
- J. Allison et al., Recent developments in Geant4. *Nucl. Instrum. Meth. A* **835**, 186-225 (2016). <https://doi.org/10.1016/j.nima.2016.06.125>
- A. Sytov et al. Geant4 simulation model of electromagnetic processes in oriented crystals for accelerator physics. *Journal of the Korean Physical Society* **83**, 132-139 (2023). <https://doi.org/10.1007/s40042-023-00834-6>
- A. I. Sytov, V. V. Tikhomirov, and L. Bandiera. Simulation code for modeling of coherent effects of radiation generation in oriented crystals. *Phys. Rev. Acc. and Beams* **22**, 064601 (2019). <https://doi.org/10.1103/PhysRevAccelBeams.22.064601>
- Channeling Fast Simulation Model User's Guide, Geant4 Physics Reference Manual, https://geant4-userdoc.web.cern.ch/UsersGuides/PhysicsReferenceManual/html/solidstate/channeling/channeling_fastsim.html
- A. Mazzolari et al., Steering of a Sub-GeV Electron beam through planar channeling enhanced by rechanneling. *Phys. Rev. Lett.* **112**, 135503 (2014) <https://doi.org/10.1103/PhysRevLett.112.135503>
- A. Sytov et al., Steering of sub-GeV electrons by ultrashort Si and Ge bent crystals. *Eur. Phys. J. C* **77**, 901 (2017). <https://doi.org/10.1140/epjc/s10052-017-5456-7>