

Maximum Impulse Approach to Soccer Kicking for Humanoid Robots

Grzegorz Ficht and Sven Behnke

Abstract—We introduce an analytic method for generating a parametric and constraint-aware kick for humanoid robots. The kick is split into four phases with trajectories stemming from equations of motion with constant acceleration. To make the motion execution physically feasible, the kick duration alters the step frequency. The generated kicks seamlessly integrate within a ZMP-based gait, benefitting from the stability provided by the built-in controls. The whole approach has been evaluated in simulation and on a real Nimbro-OP2X humanoid robot.

I. INTRODUCTION

Most approaches for in-walk kicking focus on generating smooth foot trajectories that overshoot the target step position mid-swing, but are limited by not considering the dynamics and time necessary to perform the kick [1], [2], [3], [4]. These issues can be accounted for when the kick is a self-contained motion sequence executed from a standing pose [5]. More recent work highlights the importance of building up momentum to deliver a powerful kick. The approach presented by Marew et al. [6] builds a complex framework using retargeted motion-capture data, to generate optimal biomechanically-inspired kicks. As we show in this work, powerful kicks can be also obtained by using simple equations of motion that consider the physical constraints of the system.

II. APPROACH

Performing a powerful kick requires increasing the ball momentum p , defined as the impulse J . It can be maximized by achieving maximum foot velocity at the moment of impact. Assuming that the motion is mostly in the sagittal plane, this is synonymous with maximizing the hip and knee velocities. Aside from synchronizing their movement, the main challenge lies in reaching peak joint velocities in the presence of physical constraints. These are mostly tied to the hip actuator as it needs to accelerate the whole mass of the leg for the kick. As the knee is placed lower in the kinematic chain, it actuates only a portion of that mass with reduced leverage. Due to the relaxed knee joint constraints, we put focus on generating a physically feasible leg swing angle, which applies an offset to the hip motion. This generation is split into four subsequent phases: *Prepare*, *Swing*, *Continue*, and *Return*. As the kick trajectories apply offsets to the gait [7], [8], we derive them with respect to a zero starting and ending angle θ_1 and velocity ω_1 .

All authors are with the Autonomous Intelligent Systems (AIS) Group, Computer Science Institute VI, University of Bonn, Germany. Email: ficht@ais.uni-bonn.de. This work has been supported by the German Federal Ministry of Education and Research (BMBF) grant 16ME0999 Robotics Institute Germany (RIG).

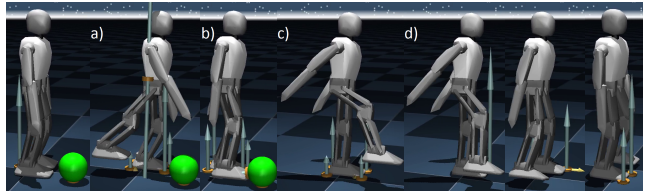


Fig. 1. Proposed maximum-impulse approach to kicking, consisting of four phases: a) preparation, b) swing, c) extension and d) return. Throughout the kick, the robot remains in-gait.

A. Swing Phase

Given a ball with radius r_b and taking its distance to the tip of the foot x_b and the average height of the hip origin z_h throughout a gait cycle, we can compute the target kick angle θ_k :

$$\theta_k = \text{atan2}(z_h - r_b, x_b - r_b). \quad (1)$$

To reach the target kicking velocity ω_k from zero, the leg accelerates with α_k over the swing time t_{sw} :

$$t_{sw} = \frac{\omega_k}{\alpha_k}. \quad (2)$$

This results in the leg traversing the angle θ_{sw} , starting from the pre-swing θ_{pre} :

$$\theta_{sw} = \frac{1}{2}\alpha_k t_{sw}^2, \quad \theta_{pre} = \theta_k - \theta_{sw}. \quad (3)$$

To maximize the impulse, ω_k needs to reach its peak value, which is synonymous with a maximum hip velocity $\omega_{h,max}$. Although it does not directly affect the momentum, it is also advantageous to minimize (2) by using maximum acceleration. This reduces the necessary single-support duration for kicking during the gait, at which the robot is most susceptible to losing balance. Another benefit is a smaller swing angle θ_{sw} , as larger ones might not always be feasible due to joint limits. Physically, our leg acceleration is limited by the torque available at the hip τ_h , and the leg inertia I_1 :

$$\alpha_k = \frac{\tau_h}{I_1}. \quad (4)$$

The torque used for τ_h can be simply taken from the hip actuator specifications, while I_1 needs to be computed from the desired leg configuration. In our framework, we utilize a five-mass centroidal model [9], from which we obtain I_1 .

B. Prepare Phase

The preparation phase is only necessary if θ_{pre} is not on the way to reach θ_k , in which case either the acceleration has to be reduced to match the target t_{sw} , or the leg can start accelerating to reach ω_k and continue until θ_k has been reached (with a new t_{sw}). We will solely focus on the more

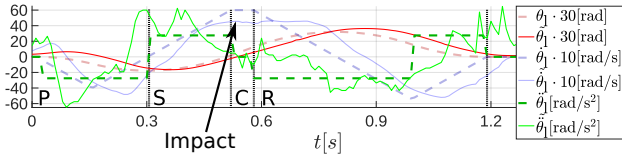


Fig. 3. Generated and measured (°) leg motion trajectories during an experiment, with phases separated and denoted by their first letter.

demanding case with a necessary swing-up, where the leg first needs to reach a negative θ_{pre} and $\omega_{\text{pre}} = 0$. We split this motion into symmetric acceleration and deceleration subphases, with a midpoint of $\theta_{\text{pre}}/2$. The time necessary for the complete preparation phase is then:

$$t_{\text{pre}} = 2\sqrt{\left|\frac{\theta_{\text{pre}}}{\alpha_k}\right|}. \quad (5)$$

C. Continue Phase

The continuation phase serves to reduce sensitivity in the impact timing, stemming from inaccuracies in the control and ball position estimates. After reaching θ_k the leg continues moving with ω_k for a set extension angle of θ_{ext} or time t_{ext} until it reaches θ_{ret} :

$$\theta_{\text{ret}} = \theta_k + \theta_{\text{ext}}, \quad t_{\text{ext}} = \frac{\theta_{\text{ext}}}{\omega_k}. \quad (6)$$

D. Return Phase

After the kick, the leg needs to swiftly decelerate to return to the nominal gait trajectory. However, the accumulated velocity will continue moving the leg forward despite decelerating. This happens until the swing angle reaches its peak value θ_{post} with $\omega_{\text{post}} = 0$. This is an inverse of the swing phase trajectory, meaning that the velocity integral is the same:

$$\theta_{\text{post}} = \theta_{\text{ret}} + \theta_{\text{sw}}. \quad (7)$$

After the leg stops at θ_{post} , the return motion is split up into two subphases similarly to the preparation phase. The leg continues decelerating until it reaches $\theta_{\text{post}}/2$, after which it accelerates to return to the final zero angle with zero velocity. The time necessary for the complete return phase equals:

$$t_{\text{ret}} = t_{\text{sw}} + 2\sqrt{\left|\frac{\theta_{\text{post}}}{\alpha_k}\right|}. \quad (8)$$

E. In-walk Application

To execute the kick, the supporting phase of the gait needs to last the minimum required kicking time t_k . This is simply

TABLE I
KICKING DISTANCE COMPARISON IN SIMULATION

Kicking approach	mean / SD (m)	min	max
Waveform-based [4]	5.28 / 0.31	4.79	5.69
Ours	7.53 / 0.42	6.79	7.98

the sum of (2), (5), (6) and (8). The gait frequency f_g for the next step is set accordingly:

$$t_k = t_{\text{pre}} + t_{\text{sw}} + t_{\text{ext}} + t_{\text{ret}}, \quad f_g = 1/t_k. \quad (9)$$

Given the time elapsed since starting the kick and its phase parameters, we compute the swing angle θ_1 using the constant acceleration-based equations of motion. The sagittal foot offsets (x_o, z_o) are then computed as:

$$x_o = (z_h - r_b)\sin(\theta_1), \quad z_o = (z_h - r_b)(1 - \cos(\theta_1)), \quad (10)$$

with the option of adding modifiers to synchronize the knee motion through extension and contraction based on θ_1 .

III. EXPERIMENTAL RESULTS

The proposed approach was quantitatively verified with an accurate MuJoCo simulation of a 135 cm tall, NimbRo-OP2X humanoid robot [10], including inertias, joint limits and parallel linkage connections. An instance of the kick is shown in Fig. 1, with corresponding swing trajectories in Fig. 3. We perform 10 *on the spot* in-walk kicks with the presented approach, and compare it to the waveform-based approach [4] used up to now. In none of the trials did the robot fall, despite slowing down f_g from 2.4 Hz to 0.7 Hz, which noticeably disturbs the rhythm of the gait. Table I reports the results. On average, our maximum-impulse kick propels the ball 42% further, validating the efficacy of the approach. Our method was also evaluated on hardware, with NimbRo-OP2X kicking across the full 5.5 m length of the soccer field in our lab (see Fig. 2). The actual distance of the kick would have been greater, as the ball hit the goal with some momentum.

IV. CONCLUSIONS

We presented an impulse-maximizing approach to kicking, incorporating joint velocity and torque limits in the planning. It benefits from integrated balance controllers, as it builds on top of a functioning ZMP-based gait using a centroidal model. The approach is parameterizable, as desired kicking velocities and ball positions can be set. The derivations also hold for the lateral plane allowing to extend the kick to be omnidirectional, which will be a further focus of our work.




Fig. 2. NimbRo-OP2X kicking with the presented approach. From a walking state, the calculated swing motion builds up the leg velocity. At impact, the ball is visibly propelled into the air and travels the full 5.5 m field in our lab, stopping at the goal. After kicking, the robot continues walking despite the timing and impact disturbances to the gait.

REFERENCES

- [1] S.-J. Yi, S. McGill, and D. D. Lee, "Improved online kick generation method for humanoid soccer robots," in *The 8th Workshop on Humanoid Soccer Robots, IEEE-RAS International Conference on Humanoid Robots (Humanoids)*, 2013.
- [2] F. Bormann, T. Engelke, and F.-T. Sell, "Developing a reactive and dynamic kicking engine for humanoid robots," Technical report, Universität Hamburg, Tech. Rep., 2019.
- [3] D. Pavlichenko, G. Ficht, A. Amini, M. Hosseini, R. Memmesheimer, A. Villar-Corrales, S. M. Schulz, M. Missura, M. Bennowitz, and S. Behnke, "RoboCup 2022 AdultSize winner NimbRo: Upgraded Perception, Capture Steps Gait and Phase-Based In-Walk Kicks," in *Robot World Cup XXV*. LNCS (LNAI), vol. 13561, Springer, 2022, pp. 240–252.
- [4] D. Pavlichenko, G. Ficht, A. Villar-Corrales, L. Denninger, J. Brocker, T. Sinen, M. Schreiber, and S. Behnke, "RoboCup 2023 Humanoid AdultSize Winner NimbRo: NimbRoNet3 Visual Perception and Responsive Gait with Waveform In-Walk Kicks," in *Robot World Cup XXVI*. LNCS (LNAI), vol. 14140, Springer, 2023, pp. 337–349.
- [5] S. Behnke and J. Stückler, "Hierarchical reactive control for humanoid soccer robots," *International Journal of Humanoid Robotics (IJHR)*, vol. 5, no. 03, pp. 375–396, 2008.
- [6] D. Marew, N. Perera, S. Yu, S. Roelker, and D. Kim, "A biomechanics-inspired approach to soccer kicking for humanoid robots," *arXiv preprint arXiv:2407.14612*, 2024.
- [7] G. Ficht and S. Behnke, "Direct Centroidal Control for Balanced Humanoid Locomotion," in *Climbing and Walking Robots Conference (CLAWAR)*. Springer, 2023, pp. 242–255.
- [8] G. Ficht and S. Behnke, "Centroidal state estimation and control for hardware-constrained humanoid robots," in *IEEE-RAS International Conference on Humanoid Robots (Humanoids)*, 2023.
- [9] G. Ficht and S. Behnke, "Fast whole-body motion control of humanoid robots with inertia constraints," in *IEEE International Conference on Robotics and Automation (ICRA)*, 2020, pp. 6597–6603.
- [10] G. Ficht, H. Farazi, A. Brandenburger, D. Rodriguez, D. Pavlichenko, P. Allgeuer, M. Hosseini, and S. Behnke, "NimbRo-OP2X: Adult-sized open-source 3D printed humanoid robot," in *IEEE-RAS International Conference on Humanoid Robots (Humanoids)*, 2018.