

Flow matching for stochastic linear control systems

Yuhang Mei

YUHANGM@UW.EDU

Department of Aeronautics and Astronautics, University of Washington, Seattle, WA

Mohammad Al-Jarrah

MOHD9485@UW.EDU

Department of Aeronautics and Astronautics, University of Washington, Seattle, WA

Amirhossein Taghvaei

AMIRTAG@UW.EDU

Department of Aeronautics and Astronautics, University of Washington, Seattle, WA

Yongxin Chen

YCHEN3148@GATECH.EDU

School of Aerospace Engineering, Georgia Institute of Technology, Atlanta, GA

Abstract

This paper addresses the problem of steering an initial probability distribution to a target probability distribution through a deterministic or stochastic linear control system. Our proposed approach is inspired by the flow matching methodology, with the difference that we can only affect the flow through the given control channels. The motivation comes from applications such as robotic swarms and stochastic thermodynamics, where agents or particles can only be manipulated through control actions. The feedback control law that achieves the task is characterized as the conditional expectation of the control inputs for the stochastic bridges that respect the given control system dynamics. Explicit forms are derived for special cases, and a numerical procedure is presented to approximate the control law, illustrated with examples.

Keywords: Flow matching, Stochastic control, Mean-field control

1. Introduction

Flow matching has recently gained attention as a promising method for generative modeling due to its simplicity and flexibility (Lipman et al., 2022; Liu et al., 2022; Albergo and Vanden-Eijnden, 2022; Tong et al., 2023). From a control-theoretic perspective, the methodology can be understood as follows. Consider the control system:

$$\frac{dX_t}{dt} = u_t, \quad X_0 \sim P_{\text{initial}}, \quad (1)$$

where $\{X_t \in \mathbb{R}^n; 0 \leq t \leq 1\}$ is the state, $\{u_t \in \mathbb{R}^n; 0 \leq t \leq 1\}$ is the control input, and P_{initial} is the distribution of the initial state X_0 . The control objective is to find a control input u_t such that the terminal state X_1 follows a desired target distribution P_{target} . Flow matching offers a straightforward solution. First, a probability flow $\{P_t; 0 \leq t \leq 1\}$ is constructed on the space of probability distributions. This flow is chosen to interpolate between the initial and target distributions, i.e. $P_0 = P_{\text{initial}}$ and $P_1 = P_{\text{target}}$, and is easy to sample from. A standard choice for P_t is the probability law of the linear interpolation process $X_t^z = (1-t)x + ty$ where $z = (x, y) \sim \Pi := P_{\text{initial}} \otimes P_{\text{target}}$. Then, the control input u_t is identified so that the probability of X_t , and P_t , both satisfy the same continuity equation. The resulting control input takes the form $u_t = k(t, X_t)$ where the feedback control law $k : [0, 1] \times \mathbb{R}^n \rightarrow \mathbb{R}^n$ has the probabilistic representation

$$k(t, \xi) = \mathbb{E}\left[\frac{dX_t^z}{dt} \mid X_t^z = \xi\right], \quad \forall (t, \xi) \in [0, 1] \times \mathbb{R}^n.$$

Through this procedure, the probability law of X_t matches P_t , for all $t \in [0, 1]$, achieving the control objective $X_1 \sim P_1 = P_{\text{target}}$. A key computational advantage of flow matching is that the feedback control law $k(t, \cdot)$ can be numerically approximated by solving a least-squares regression problem:

$$\min_k \mathbb{E}_{z \sim \Pi} [\|k(t, X_t^z) - \frac{dX_t^z}{dt}\|^2].$$

The aim of this paper is to extend the flow matching methodology to the general control setting where the simple control system (1) is replaced by a general deterministic or stochastic linear control system of the form (2) or (6). The notable difference from traditional flow matching is that here, adjustments to the differential equation are limited to control inputs, a constraint arising from engineering applications such as robotic swarms (Chen et al., 2020; Gao et al., 2022; Elamvazhuthi and Berman, 2019; Liu et al., 2018) or stochastic thermodynamic systems (Sekimoto, 2010; Peliti and Pigolotti, 2021; Seifert, 2012; Chen et al., 2019; Fu et al., 2021; Movilla Miangolarra, 2023), where agents or particles can only be manipulated through control actions.

The problem of controlling probability distributions has a rich history in control theory, dating back to Roger Brockett’s work on the control of Liouville equations (Brockett, 2007, 2012). Interest in this area has expanded due to its connections with mean-field games (Huang et al., 2006; Lasry and Lions, 2007; Chen et al., 2018), mean-field control (Bensoussan et al., 2013; Carmona et al., 2018; Fornasier and Solombrino, 2014), optimal transportation/Schrödinger bridge problem (Chen et al., 2016a,b, 2021; Haasler et al., 2021; Zhou, 2021; Chen, 2023).

Namely, our work is closely related to Chen et al. (2015) which derives the optimal feedback control law that steers a stochastic linear control system from an initial Gaussian distribution to a Gaussian target distribution in an optimal manner. The flow matching methodology presented here generalizes the framework to non-Gaussian distributions, though it no longer guarantees optimality. Our work is also closely related to Liu et al. (2023) where flow matching is used to solve the generalized Schrödinger bridge problem in an alternating optimization scheme. The difference in our setup is constraining the dynamics to linear control systems of the form (2) or (6) and forgoing optimality. While some notion of optimality could be introduced by designing an optimal coupling between the initial and target distributions (e.g., using the Sinkhorn algorithm for optimal sample pairing), this is not the focus of our work.

This paper is organized as follows. Section 2 presents interpolations over deterministic and stochastic linear control system. Section 3 presents the generalization of the flow matching methodology to stochastic linear control systems, followed by the analytical derivation of the control law for special cases of Gaussian and mixture of Gaussian target distribution. Finally, Section 4 presents a numerical procedure which is demonstrated with the aid of several examples.

2. Background on interpolation through linear control systems

In this section, we present interpolations that satisfy a given deterministic or stochastic linear control system.

2.1. Deterministic linear control system

Consider the linear control system

$$\frac{dX_t}{dt} = AX_t + Bu_t, \tag{2}$$

where $X_t \in \mathbb{R}^n$ is the state and $u_t \in \mathbb{R}^m$ is the control input, at time t . We consider the following control problem.

Problem 1 *Given a pair of points $(x, y) \in \mathbb{R}^n \times \mathbb{R}^n$, find a trajectory $\{X_t; t \in [0, 1]\}$ such that $X_0 = x$, $X_1 = y$, and (2) is satisfied for some control input $\{u_t; t \in [0, 1]\}$.*

This is a standard problem in control theory, forming the basis for controllability analysis of linear systems, e.g. see (Basar et al., 2020, Ch. 5). In order to solve this problem, it is useful to define the controllability Gramian

$$\Phi_t := \int_0^t e^{(t-s)A} B B^\top e^{(t-s)A^\top} ds, \quad \text{for } t \in [0, 1],$$

and make the following assumption about the system.

Assumption 1 *The pair (A, B) is controllable. That is to say, the matrix $[B, AB, A^2B, \dots, A^{n-1}B]$ is full-rank.*

Under the controllability Assumption 1, it is known that the Gramian matrix Φ_t is non-singular for all $t > 0$ (Basar et al., 2020, Th. 5.1). The following proposition states a solution to Problem 1. The proof is standard and omitted on account of space.

Proposition 1 *Problem 1 is solved with the control input*

$$u_t = B^\top e^{(1-t)A^\top} \Phi_1^{-1} (y - e^A x), \quad (3)$$

resulting into the interpolating trajectory

$$X_t = e^{tA} x + \Phi_t e^{(1-t)A^\top} \Phi_1^{-1} (y - e^A x), \quad \text{for } t \in [0, 1]. \quad (4)$$

Moreover, (3) is the control input with minimum L_2 -norm $\int_0^1 \|u_t\|^2 dt$ among all the control inputs that solve Problem 1.

Remark 2 *It is useful to express the control input (3) as a feedback control law $u_t = k(t, X_t)$ where*

$$k(t, \xi) = B^\top e^{(1-t)A^\top} \Phi_{1-t}^{-1} (y - e^{(1-t)A} \xi), \quad \forall (t, \xi) \in [0, 1] \times \mathbb{R}^n. \quad (5)$$

This is obtained by using (4) to solve for x , in terms of X_t and y , and substituting the result in (3). The feedback control law steers the system from any given initial point to y . Surprisingly, the same feedback control law achieves this task in the stochastic setting.

Remark 3 *The interpolation formula can be generalized to a linear time-varying system $\frac{dX_t}{dt} = A_t X_t + B_t u_t$ by replacing $e^{(t-s)A}$ by the corresponding state transition matrix $\Psi_{t,s}$ where $\frac{d\Psi_{t,s}}{dt} = A_t \Psi_{t,s}$, $\Psi_{s,s} = I$, for all $t \geq s \geq 0$, and replacing B by its time-varying counterpart B_t .*

2.2. Stochastic linear control system

Consider the stochastic linear control system:

$$dX_t = AX_t dt + B(u_t dt + \epsilon dW_t), \quad (6)$$

where $\{W_t\}_{t \geq 0}$ is n -dimensional Brownian motion and $\epsilon \in \mathbb{R}$. Let $\mathcal{F}_t := \sigma(W_s; 0 \leq s \leq t)$ denote the filtration generated by the Brownian motion.

Problem 2 For any pair $z = (x, y) \in \mathbb{R}^n \times \mathbb{R}^n$, find a stochastic trajectory $\{X_t; t \in [0, 1]\}$ such that $X_0 = x$, $X_1 = y$, and (2) is satisfied for some control input $\{u_t; t \in [0, 1]\}$ that is \mathcal{F}_t -adapted.

Problem 2 can be solved by constructing stochastic bridges, that is to say, the uncontrolled process X_t conditioned at its end-points, $X_0 = x$ and $X_1 = y$. These stochastic bridges have been developed for general non-degenerate diffusions (Dai Pra, 1991; Pavon, 1989; Pavon and Wakolbinger, 1991) and for degenerate diffusion of the type (6) in Chen and Georgiou (2015), using a stochastic optimal control formulation of the problem 2. Here, we present an alternative approach using the time-reversal methodology (Anderson, 1982; Haussmann and Pardoux, 1986) and derive the formula for the feedback control law that solves problem 2. We present this approach for its simplicity and flexibility, while it should be noted that the results are the same as in Chen and Georgiou (2015).

Proposition 4 Problem 2 is solved with the feedback control law

$$u_t = B^\top e^{(1-t)A^\top} \Phi_{1-t}^{-1}(y - e^{(1-t)A} X_t). \quad (7)$$

The marginal probability of the resulting trajectory is

$$X_t \stackrel{d}{=} e^{tA} x + \Phi_t e^{(1-t)A^\top} \Phi_1^{-1}(y - e^A x) + \epsilon \Sigma_t^{\frac{1}{2}} Z, \quad (8)$$

where Z is normal Gaussian, $\stackrel{d}{=}$ means equality in distribution, and

$$\Sigma_t := \Phi_t - \Phi_t e^{(1-t)A^\top} \Phi_1^{-1} e^{(1-t)A} \Phi_t.$$

Remark 5 The feedback control law that achieves the deterministic and stochastic interpolation is exactly the same:

$$k(t, \xi) = B^\top e^{(1-t)A^\top} \Phi_{1-t}^{-1}(y - e^{(1-t)A} \xi).$$

The expectation of the stochastic interpolation (8) is exactly equal to the deterministic interpolation (4). Moreover, the deterministic interpolation can be derived from the stochastic interpolation in the limit as $\epsilon \rightarrow 0$.

Proof The uncontrolled process X_t , starting from $X_0 = x$, is Gaussian with mean and covariance matrix given by:

$$\mathbb{E}[X_t] = e^{tA} x, \quad \text{Cov}(X_s, X_t) = \epsilon^2 \Phi_s e^{(t-s)A^\top}, \quad \text{for } t \geq s \geq 0.$$

Therefore, conditioning on $X_1 = y$, X_t remains Gaussian with the mean and covariance

$$\begin{aligned} \mathbb{E}[X_t | X_1 = y] &= \mathbb{E}[X_t] + \text{Cov}(X_t, X_1) \text{Cov}(X_1, X_1)^{-1} (y - \mathbb{E}[X_1]), \\ \text{Cov}(X_t, X_t | X_1 = y) &= \text{Cov}(X_t, X_t) - \text{Cov}(X_t, X_1) \text{Cov}(X_1, X_1)^{-1} \text{Cov}(X_t, X_1)^\top, \end{aligned}$$

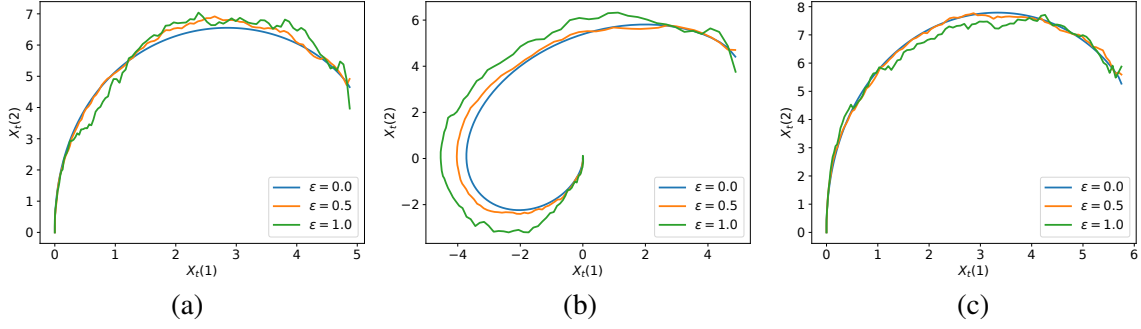


Figure 1: Interpolations for three linear control systems with modeling parameters specified in (9).

concluding the formula (8).

In order to obtain the formula for the control input, consider the uncontrolled process \tilde{X}_t satisfying

$$d\tilde{X}_t = -A\tilde{X}_t dt + \epsilon B d\tilde{W}_t, \quad \tilde{X}_0 = y.$$

The probability distribution of \tilde{X}_t is Gaussian $\mathcal{N}(m_t, Q_t)$ with mean $m_t = e^{-At}y$ and covariance matrix

$$Q_t = \epsilon^2 \int_0^t e^{-sA} B B^\top e^{-sA^\top} ds = \epsilon^2 e^{-tA} \Phi_t e^{-tA^\top}.$$

The time-reversal $X_t := \tilde{X}_{1-t}$ satisfies the SDE

$$dX_t = AX_t dt + \epsilon B dW_t - \epsilon^2 B B^\top Q_{1-t}^{-1} (X_t - m_{1-t}) dt.$$

Note that, by construction, $X_1 = \tilde{X}_0 = y$. This is true starting from any initial point $X_0 = x$. Therefore the control law that achieves the stochastic interpolant is

$$u_t = -\epsilon^2 B^\top Q_{1-t}^{-1} (X_t - m_{1-t}) = -B^\top e^{(1-t)A^\top} \Phi_{1-t}^{-1} e^{(1-t)A} (X_t - e^{-(1-t)A} y),$$

concluding the control law (7). ■

Remark 6 *Our results hold for the case where we replace ϵ with a matrix. However, we restrict the exposition to stochastic models where the Brownian motion enters the system from the same channels as the control input.*

Figure 1 shows interpolations for the following second-order systems,

$$(a) A = \begin{bmatrix} 0 & 1 \\ 0 & 0 \end{bmatrix}, \quad (b) A = \begin{bmatrix} 0 & 5 \\ -5 & 0 \end{bmatrix}, \quad (c) A = \begin{bmatrix} 0 & 1 \\ -1 & -1 \end{bmatrix}, \quad (9)$$

with the same $B = [0 \ 1]^\top$. The first system represents a double integrator, the second one is a pure oscillator, and the third one is a Nyquist Johnson resistor model. These systems are later used in our numerical results in Section 4.

3. Flow matching for control systems

Our goal is to use the deterministic and stochastic interpolations constructed in Section 2 to find the feedback control law that steers a given initial distribution P_0 to a desired target distribution P_1 through a deterministic or stochastic linear system. We present the construction for the stochastic case, since the construction for the deterministic case is identical.

Problem 3 Consider the stochastic linear system (6). For any pair of distributions (P_0, P_1) , find a \mathcal{F}_t -adapted control input u_t so that if $X_0 \sim P_0$, then $X_1 \sim P_1$.

We solve the problem using the flow matching methodology. The first step is to construct a process, denoted by X_t^z , that has the desired end-point distributions, i.e. $X_0^z \sim P_0$ and $X_1^z \sim P_1$. The second step is to find the control input u_t in (6) so that the probability law of X_t is equal to the probability law of X_t^z .

In order to achieve the first step, let $z = (x, y) \in \mathbb{R}^n \times \mathbb{R}^n$ with the probability distribution Π . Assume the x -marginal and the y -marginal of Π are equal to P_0 and P_1 , respectively (e.g. take $\Pi = P_0 \otimes P_1$). For each $z \sim \Pi$, let X_t^z be the stochastic interpolant (8) with stochastic control input u_t^z given by (7). Note that, by construction,

$$X_0^z = x \sim P_0, \quad \text{and} \quad X_1^z = y \sim P_1.$$

This achieves the goal of the first step. The second step is presented in the following theorem.

Theorem 7 Problem 3 is solved with the feedback control law $u_t = \bar{k}(t, X_t)$ where

$$\bar{k}(t, \xi) = \mathbb{E}[u_t^z | X_t^z = \xi]. \quad (10)$$

Moreover, $X_t \stackrel{d}{=} X_t^z$ for all $t \in [0, 1]$, where $\stackrel{d}{=}$ means equality in distribution.

Proof Consider a smooth and bounded test function $f : \mathbb{R}^n \rightarrow \mathbb{R}$. Let X_t be the solution to (6) with the feedback control law (10). Then, the Itô rule implies

$$\frac{d}{dt} \mathbb{E}[f(X_t)] = \mathbb{E}[\nabla f(X_t)(AX_t + B\bar{k}(t, X_t)) + \epsilon^2 \text{Tr}(BB^\top \nabla^2 f(X_t))]$$

On the other hand, taking the time-derivative of $\mathbb{E}[f(X_t^z)]$, while using the fact that, for a fixed z , X_t^z solves (6) with control input u_t^z , implies

$$\begin{aligned} \frac{d}{dt} \mathbb{E}[f(X_t^z)] &= \mathbb{E}[\nabla f(X_t^z)(AX_t^z + Bu_t^z) + \sigma^2 \text{Tr}(BB^\top \nabla^2 f(X_t^z))] \\ &= \mathbb{E}[\nabla f(X_t^z)(AX_t^z + B\mathbb{E}[u_t^z | X_t^z]) + \sigma^2 \text{Tr}(BB^\top \nabla^2 f(X_t^z))] \\ &= \mathbb{E}[\nabla f(X_t^z)(AX_t^z + B\bar{k}(t, X_t^z)) + \sigma^2 \text{Tr}(BB^\top \nabla^2 f(X_t^z))], \end{aligned}$$

where we used the tower property of conditional expectation in the second identity, and the definition of the control law (10) in the third identity. The two derivations imply that the probability law of X_t and X_t^z follow the same update law. Therefore, due to the equality of the initial distribution of $X_0^z \sim P_0$ and $X_0 \sim P_0$, the probability law of X_t is equal to the probability law of X_t^z for all $t \in [0, 1]$. In particular, probability distribution of X_1 is equal to P_1 , the probability distribution of X_1^z . This concludes the solution to Problem 3. ■

3.1. Control law for Gaussian and mixture of Gaussians target distribution

In this section, we present the analytical formula for the feedback control law for the special case where P_0 is a Gaussian and P_1 is a mixture of Gaussians. In particular, we assume

$$P_0 = \eta_0, \quad P_1 = \sum_{l=1}^L w_l \eta_l, \quad (11)$$

where η_l is $\mathcal{N}(m_l, Q_l)$, for $l = 0, \dots, L$, $w_l \geq 0$, and $\sum_{l=1}^L w_l = 1$. The case $L = 1$ corresponds to a Gaussian target, while $L > 1$ corresponds to a mixture.

In order to achieve this, it is useful to express the feedback control law (10) according to

$$\bar{k}(t, \xi) = B^\top e^{(1-t)A^\top} \Phi_{1-t}^{-1} (\mathbb{E}[y|X_t^z = \xi] - e^{(1-t)A} \xi) \quad (12)$$

where the formula (7) for u_t^z is used. Therefore, the problem of finding the feedback control law is reduced to finding the analytical formula for the conditional expectation $\mathbb{E}[y|X_t^z = \xi]$. To simplify the presentation, we express the relationship (8) according to

$$X_t^z = R_t x + S_t y + \epsilon \Sigma_t^{\frac{1}{2}} Z. \quad (13)$$

where

$$R_t := e^{tA} - \Phi_t e^{(1-t)A^\top} \Phi_1^{-1} e^A, \quad \text{and} \quad S_t := \Phi_t e^{(1-t)A^\top} \Phi_1^{-1}.$$

Corollary 8 Consider Problem 3 where P_0 is a Gaussian and P_1 is a mixture of Gaussians, as described in (11). Then, the feedback control law that solves the problem takes the form (12) where

$$\mathbb{E}[y|X_t^z = \xi] = \frac{1}{\sum_{l=1}^L w'_l} \sum_{l=1}^L w'_l (m_l + K_l (\xi - R_t m_0 - S_t m_l)), \quad (14)$$

and

$$K_l := Q_l S_t^\top (R_t Q_0 R_t^\top + S_t Q_l S_t^\top + \epsilon^2 \Sigma_t)^{-1},$$

$$w'_l := w_l \exp\left(-\frac{1}{2} (\xi - R_t m_0 - S_t m_l)^\top (R_t^\top Q_0 R_t + S_t Q_l S_t^\top + \epsilon^2 \Sigma_t)^{-1} (\xi - R_t m_0 - S_t m_l)\right),$$

for $l = 1, \dots, L$.

Proof Consider the spacial case where $L = 1$. In this case, the Gaussian assumption $x \sim \mathcal{N}(m_0, Q_0)$ and $y \sim \mathcal{N}(m_1, Q_1)$, the relationship (13), and selecting the independent coupling $\Pi = P_0 \otimes P_1$, imply

$$\begin{aligned} \mathbb{E}[y|X_t^z = \xi] &= \mathbb{E}[y] + \text{Cov}(y, X_t^z) \text{Cov}(X_t^z, X_t^z)^{-1} (\xi - \mathbb{E}[X_t^z]) \\ &= m_1 + Q_1 S_t^\top (R_t Q_0 R_t^\top + S_t Q_1 S_t^\top + \epsilon^2 \Sigma_t)^{-1} (\xi - R_t m_0 - S_t m_1), \end{aligned}$$

concluding the formula (14) for $L = 1$.

The extension to the mixture case $L > 1$ follows by computing the conditional expectation for each Gaussian member of the mixture, and forming their weighted linear combination, where the weights are appropriately adjusted according to the likelihood of that particular member. The derivation details are removed on account of space. Similar derivations are common in Gaussian sum filters (Alspach and Sorenson, 1972). A similar form of the feedback control law also appears in Salhab et al. (2019) in the context of LQG games with multiple choice. ■

3.2. Extension to control affine systems

Consider the control affine stochastic system

$$dX_t = a(X_t) dt + b(X_t)(u_t + \epsilon dW_t),$$

where $a : \mathbb{R}^n \rightarrow \mathbb{R}^n$ and $b : \mathbb{R}^n \rightarrow \mathbb{R}^{n \times m}$. Let X_t^z be the stochastic bridge for this system, with the corresponding control input u_t^z . Then, the control law (10) can also be used for this system, to steer an initial distribution P_0 to a target distribution P_1 . However, in such a general setting, the process of sampling from X_t^z becomes computationally challenging because an analytical expression for the stochastic bridge is not available.

4. Algorithm and numerical results

In general, the conditional expectation (10) does not have an explicit solution. We follow the same procedure as in the flow matching methodology to numerically approximate the conditional expectation as the solution to the least-squares regression problem:

$$\bar{k} = \operatorname{argmin}_f \mathbb{E}[\|f(t, X_t^z) - u_t^z\|^2] \approx \operatorname{argmin}_{f \in \mathcal{F}} \frac{1}{N} \sum_{i=1}^N \|f(t, X_t^{z^i}) - u_t^{z^i}\|^2. \quad (15)$$

where the expectation is approximated using N independent samples of the pair $z^i = (x^i, y^i) \sim \Pi$. In this expression, $X_t^{z^i}$ represents a sample from (8) with the corresponding control input $u_t^{z^i}$ given in (7). And \mathcal{F} represents a parameterized function class. Across all numerical results, we select \mathcal{F} to be the class of neural networks with a 3 block ResNet architecture where each block consists of 2 linear layers of width 32 and an exponential linear unit (ELU)-type activation function.

The algorithm has two stages. In the training stage, we use the ADAM optimizer, with initial learning rate 10^{-2} and exponential decay of order 0.999, to solve the optimization problem (15) and find the parameters of the neural net f . The number of iterations is 10^4 , with the total sample size $N = 2000$, and the batch size 64. In the prediction stage, we use the Euler-Maruyama method, with $\Delta t = 0.001$, to simulate $N' = 2000$ independent realizations of the SDE (6) using the feedback control law learned in the training stage. The samples are denoted by $\{X_t^i\}_{i=1}^{N'}$. The code for reproducing the results is available online¹.

4.1. Numerical results for 2d systems

The numerical results for three different 2-dimensional linear control systems, with model parameters (9)-(a)-(b)-(c), are presented in Figure 2. In all these cases, the coefficient $\epsilon = 1$. The first row shows the results for (9)-(a) where the initial distribution is standard Gaussian and the target distribution is a mixture of two Gaussians. The left panel shows the trajectories $\{X_t^i; 0 \leq t \leq 1\}$ generated from the prediction stage. The initial states $\{X_0^i\}_{i=1}^{N'}$ are samples from the initial distribution and depicted by blue circles. The terminal states $\{X_1^i\}_{i=1}^{N'}$ are depicted with green circles and are expected to represent samples from the target distribution. For comparison, independent samples from target distribution are shown as red “×” markers. A kernel density approximation of the terminal states is compared with the exact target density in the second panel. The result demonstrates a qualitative proof that the proposed algorithm solves Problem 3 for this example. The right

1. <https://github.com/YuhangMeiUW/Flow-matching-control>

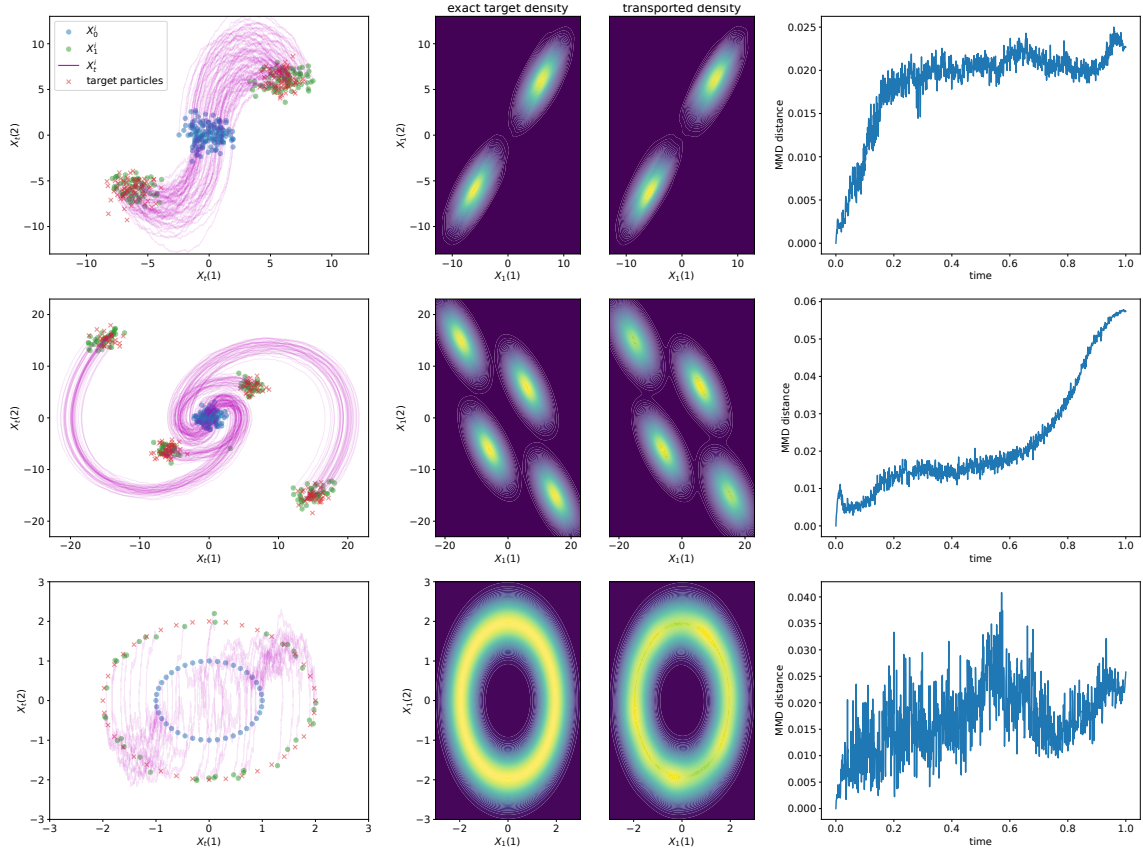


Figure 2: Numerical results for three 2-dimensional linear control systems, with model parameters (9)-(a)-(b)-(c). First row: numerical result for (9)-(a). The left panel shows the trajectories $\{X_t^i\}_{i=1}^{N'}$ generated from the prediction stage of the algorithm. The second panel compares the exact target density with a kernel density approximation of the generated samples $\{X_1^i\}_{i=1}^{N'}$. The right panel shows the MMD distance between generated samples $\{X_t^i\}_{i=1}^{N'}$ and training samples $\{X_t^z\}_{i=1}^N$. The second and third rows show similar results for models (9)-(b) and (c), respectively.

panel shows a quantitative comparison between the empirical probability distributions of the generated trajectories $\{X_t^i\}_{i=1}^{N'}$ and training samples $\{X_t^z\}_{i=1}^N$, using the maximum mean discrepancy (MMD) distance with Gaussian kernel and bandwidth 2. The MMD distance is normalized by the MMD distance between the initial and target distribution. The result highlights the conclusion of Theorem 7 that $X_t \stackrel{d}{=} X_t^z$ for all $t \in [0, 1]$.

The second and third rows show the same results for modeling parameters (9)-(b) and (c), respectively. In the second row, the initial distribution is standard Gaussian, while the terminal distribution is a mixture of four Gaussians. In the third row, the initial and target distributions are uniform distributions on circles of different radius. The results serve as a proof of concept that the proposed algorithm solves Problem 3 with a reasonable accuracy among different class of linear systems and probability distributions.

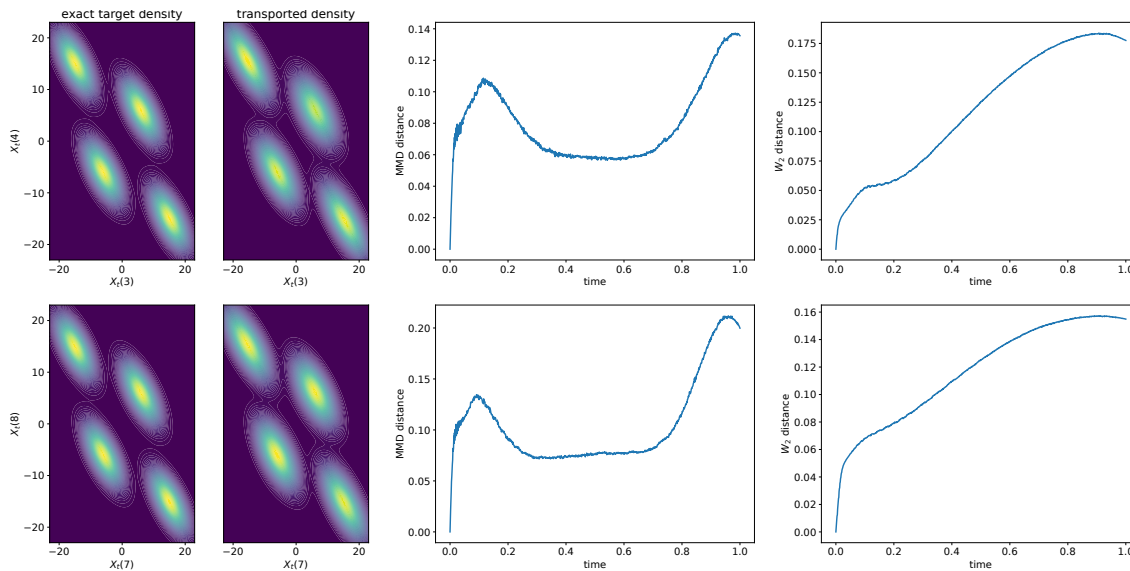


Figure 3: Numerical results for four dimensional (first row) and eight dimensional (second row) mass-springs systems. The left panel shows the approximated and exact densities, at $t = 1$, projected onto the last two components. The panel at the center shows the MMD distance, and the right panel shows the W_2 distance between the generated samples and training samples as a function of time t .

4.2. Numerical results for higher dimensional systems

We explore the scalability of the algorithm with the problem dimension by considering a mass-spring model with model parameters as in (Mei and Taghvaei, 2024, Sec. IV-C). Figure 3 shows the results for 4-dimensional and 8-dimensional mass-spring systems. The target distribution is a mixture of four Gaussians. The left panel shows the approximated and exact densities projected onto the last two components. The panel at the center shows the normalized MMD distance between the empirical distribution of the generated samples and training samples. The right panel shows the Wasserstein- 2^2 (W_2) distance between the same samples. The results highlight the ability of the algorithm to scale with the problem dimension.

5. Conclusion

In this work, we introduced a novel framework for flow matching within the context of deterministic and stochastic linear control systems. By leveraging the structure of these systems, we developed an efficient methodology to steer an initial probability distribution to a desired target distribution while adhering to control constraints. The numerical experiments demonstrated the effectiveness and scalability of our approach across various system parameters and distribution classes. Future research could explore performance enhancements and extensions to control-affine systems or systems with state constraints, to further broaden the applicability of this methodology.

2. The W_2 is computed using the python optimal transport (POT) library with the squared Euclidean distance.

Acknowledgments

The authors Y. Mei, M. Al-Jarrah, and A. Taghvaei are supported by the National Science Foundation (NSF) award 2318977 and 2347358. The author Y. Chen is supported by the NSF awards 1942523 and 2008513. The authors thank Bamdad Hosseini for his valuable insights.

References

- Michael S Albergo and Eric Vanden-Eijnden. Building normalizing flows with stochastic interpolants. *arXiv preprint arXiv:2209.15571*, 2022.
- Daniel Alspach and Harold Sorenson. Nonlinear bayesian estimation using gaussian sum approximations. *IEEE transactions on automatic control*, 17(4):439–448, 1972.
- Brian DO Anderson. Reverse-time diffusion equation models. *Stochastic Processes and their Applications*, 12(3):313–326, 1982.
- Tamer Basar, Sean Meyn, and William R Perkins. Lecture notes on control system theory and design. *arXiv preprint arXiv:2007.01367*, 2020.
- Alain Bensoussan, Jens Frehse, Phillip Yam, et al. *Mean field games and mean field type control theory*, volume 101. Springer, 2013.
- Roger Brockett. Notes on the control of the liouville equation. In *Control of partial differential equations*, pages 101–129. Springer, 2012.
- Roger W Brockett. Optimal control of the liouville equation. *AMS IP Studies in Advanced Mathematics*, 39:23, 2007.
- René Carmona, François Delarue, et al. *Probabilistic theory of mean field games with applications I-II*. Springer, 2018.
- Dezhi Chen, Qi Qi, Zirui Zhuang, Jingyu Wang, Jianxin Liao, and Zhu Han. Mean field deep reinforcement learning for fair and efficient UAV control. *IEEE Internet of Things Journal*, 8(2): 813–828, 2020.
- Yongxin Chen. Density control of interacting agent systems. *IEEE Transactions on Automatic Control*, 69(1):246–260, 2023.
- Yongxin Chen and Tryphon Georgiou. Stochastic bridges of linear systems. *IEEE Transactions on Automatic Control*, 61(2):526–531, 2015.
- Yongxin Chen, Tryphon T Georgiou, and Michele Pavon. Optimal steering of a linear stochastic system to a final probability distribution, part ii. *IEEE Transactions on Automatic Control*, 61(5): 1170–1180, 2015.
- Yongxin Chen, Tryphon T Georgiou, and Michele Pavon. Optimal transport over a linear dynamical system. *IEEE Transactions on Automatic Control*, 62(5):2137–2152, 2016a.

- Yongxin Chen, Tryphon T Georgiou, and Michele Pavon. On the relation between optimal transport and schrödinger bridges: A stochastic control viewpoint. *Journal of Optimization Theory and Applications*, 169:671–691, 2016b.
- Yongxin Chen, Tryphon T Georgiou, and Michele Pavon. Steering the distribution of agents in mean-field games system. *Journal of Optimization Theory and Applications*, 179(1):332–357, 2018.
- Yongxin Chen, Tryphon T Georgiou, and Allen Tannenbaum. Stochastic control and nonequilibrium thermodynamics: Fundamental limits. *IEEE transactions on automatic control*, 65(7):2979–2991, 2019.
- Yongxin Chen, Johan Karlsson, and Axel Ringh. Optimal transport for applications in control and estimation. *IEEE Control Systems Magazine*, 41(4):28–33, 2021. doi: 10.1109/MCS.2021.3076390.
- Paolo Dai Pra. A stochastic control approach to reciprocal diffusion processes. *Applied mathematics and Optimization*, 23(1):313–329, 1991.
- Karthik Elamvazhuthi and Spring Berman. Mean-field models in swarm robotics: A survey. *Bioinspiration & Biomimetics*, 15(1):015001, 2019.
- Massimo Fornasier and Francesco Solombrino. Mean-field optimal control. *ESAIM: Control, Optimisation and Calculus of Variations*, 20(4):1123–1152, 2014.
- Rui Fu, Amirhossein Taghvaei, Yongxin Chen, and Tryphon T Georgiou. Maximal power output of a stochastic thermodynamic engine. *Automatica*, 123:109366, 2021.
- Hao Gao, Wonjun Lee, Yuhan Kang, Wuchen Li, Zhu Han, Stanley Osher, and H. Vincent Poor. Energy-efficient velocity control for massive numbers of uavs: A mean field game approach. *IEEE Transactions on Vehicular Technology*, 71(6):6266–6278, 2022. doi: 10.1109/TVT.2022.3158896.
- Isabel Haasler, Johan Karlsson, and Axel Ringh. Control and estimation of ensembles via structured optimal transport. *IEEE Control Systems Magazine*, 41(4):50–69, 2021.
- Ulrich G Haussmann and Etienne Pardoux. Time reversal of diffusions. *The Annals of Probability*, pages 1188–1205, 1986.
- Minyi Huang, Roland P Malhamé, and Peter E Caines. Large population stochastic dynamic games: closed-loop mckean-vlasov systems and the nash certainty equivalence principle. *Communications in Information & Systems*, 6(3):221 – 252, 2006.
- Jean-Michel Lasry and Pierre-Louis Lions. Mean field games. *Japanese journal of mathematics*, 2(1):229–260, 2007.
- Yaron Lipman, Ricky TQ Chen, Heli Ben-Hamu, Maximilian Nickel, and Matt Le. Flow matching for generative modeling. *arXiv preprint arXiv:2210.02747*, 2022.

- Guan-Hong Liu, Yaron Lipman, Maximilian Nickel, Brian Karrer, Evangelos A Theodorou, and Ricky TQ Chen. Generalized schrödinger bridge matching. *arXiv preprint arXiv:2310.02233*, 2023.
- Xingchao Liu, Chengyue Gong, and Qiang Liu. Flow straight and fast: Learning to generate and transfer data with rectified flow. *arXiv preprint arXiv:2209.03003*, 2022.
- Zhiyu Liu, Bo Wu, and Hai Lin. A mean field game approach to swarming robots control. In *2018 Annual American Control Conference (ACC)*, pages 4293–4298. IEEE, 2018.
- Yuhang Mei and Amirhossein Taghvaei. Time-reversal solution of bsdes in stochastic optimal control: a linear quadratic study. *arXiv preprint arXiv:2410.04615*, 2024.
- Olga Movilla Miangolarra. *Stochastic Thermodynamic Treatment of Thermal Anisotropy*. University of California, Irvine, 2023.
- Michele Pavon. Stochastic control and nonequilibrium thermodynamical systems. *Applied Mathematics and Optimization*, 19:187–202, 1989.
- Michele Pavon and Anton Wakolbinger. On free energy, stochastic control, and schrödinger processes. In *Modeling, Estimation and Control of Systems with Uncertainty: Proceedings of a Conference held in Sopron, Hungary, September 1990*, pages 334–348. Springer, 1991.
- Luca Peliti and Simone Pigolotti. *Stochastic Thermodynamics: An Introduction*. Princeton University Press, 2021.
- Rabih Salhab, Roland P Malhamé, and Jerome Le Ny. Collective stochastic discrete choice problems: A min-lqg dynamic game formulation. *IEEE Transactions on Automatic Control*, 65(8): 3302–3316, 2019.
- Udo Seifert. Stochastic thermodynamics, fluctuation theorems and molecular machines. *Reports on progress in physics*, 75(12):126001, 2012.
- Ken Sekimoto. *Stochastic energetics*, volume 799. Springer, 2010.
- Alexander Tong, Kilian Fatras, Nikolay Malkin, Guillaume Huguet, Yanlei Zhang, Jarrid Rector-Brooks, Guy Wolf, and Yoshua Bengio. Improving and generalizing flow-based generative models with minibatch optimal transport. *arXiv preprint arXiv:2302.00482*, 2023.
- Haomin Zhou. Optimal transport on networks. *IEEE Control Systems Magazine*, 41(4):70–81, 2021.