

Rate Splitting Multiple Access for RIS-aided URLLC MIMO Broadcast Channels

Mohammad Soleymani, *Member, IEEE*, Ignacio Santamaria, *Senior Member, IEEE*, Eduard Jorswieck, *Fellow, IEEE*, Marco Di Renzo, *Fellow, IEEE*, Robert Schober, *Fellow, IEEE*, and Lajos Hanzo, *Life Fellow, IEEE*

Abstract—The performance of modern wireless communication systems is typically limited by interference. The impact of interference can be even more severe in ultra-reliable and low-latency communication (URLLC) use cases. A powerful tool for managing interference is rate splitting multiple access (RSMA), which encompasses many multiple-access technologies like non-orthogonal multiple access (NOMA), spatial division multiple access (SDMA), and broadcasting. Another effective technology to enhance the performance of URLLC systems and mitigate interference is constituted by reconfigurable intelligent surfaces (RISs). This paper develops RSMA schemes for multi-user multiple-input multiple-output (MIMO) RIS-aided broadcast channels (BCs) based on finite block length (FBL) coding. We show that RSMA and RISs can substantially improve the spectral efficiency (SE) and energy efficiency (EE) of MIMO RIS-aided URLLC systems. Additionally, the gain of employing RSMA and RISs noticeably increases when the reliability and latency constraints are more stringent. Furthermore, RISs impact RSMA differently, depending on the user load. If the system is underloaded, RISs are able to manage the interference sufficiently well, making the gains of RSMA small. However, when the user load is high, RISs and RSMA become synergetic.

Index Terms—Finite block length coding, low latency, max-min

Mohammad Soleymani is with the Signal and System Theory Group, Universität Paderborn, 33098 Paderborn, Germany (email: mohammad.soleymani@uni-paderborn.de).

Ignacio Santamaria is with the Department of Communications Engineering, Universidad de Cantabria, 39005 Santander, Spain (email: i.santamaria@unican.es).

Eduard Jorswieck is with the Institute for Communications Technology, Technische Universität Braunschweig, 38106 Braunschweig, Germany (email: jorswieck@ifn.ing.tu-bs.de).

Marco Di Renzo is with Université Paris-Saclay, CNRS, CentraleSupélec, Laboratoire des Signaux et Systèmes, 91192 Gif-sur-Yvette, France (email: marco.di-renzo@universite-paris-saclay.fr).

Robert Schober is with the Institute for Digital Communications, Friedrich Alexander University of Erlangen-Nuremberg, Erlangen 91058, Germany (email: robert.schober@fau.de).

Lajos Hanzo is with the Department of Electronics and Computer Science, University of Southampton, SO17 1BJ Southampton, United Kingdom (email: lh@ecs.soton.ac.uk).

The work of I. Santamaria was funded by MCIN/ AEI /10.13039/501100011033, under Grant PID2022-137099NB-C43 (MADDIE), and by European Union's (EU's) Horizon Europe project 6G-SENSES under Grant 101139282. The work of E. Jorswieck was supported by the Federal Ministry of Education and Research (BMBF, Germany) through the Program of Souverän. Digital. Vernetzt. joint Project 6G-RIC, under Grant 16KISK031, and by European Union's (EU's) Horizon Europe project 6G-SENSES under Grant 101139282. The work of M. Di Renzo was supported in part by the European Commission through the Horizon Europe project titled COVER under grant agreement number 101086228, the Horizon Europe project titled UNITE under grant agreement number 101129618, and the Horizon Europe project titled INSTINCT under grant agreement number 101139161, as well as by the Agence Nationale de la Recherche (ANR) through the France 2030 project titled ANR-PEPR Networks of the Future under grant agreement NF-PERSEUS 22-PEFT-004, and by the CHIST-ERA project titled PASSIONATE under grant agreements CHIST-ERA-22-WAI-04 and ANR-23-CHR4-0003-01.

energy efficiency, max-min rate, MIMO systems, reconfigurable intelligent surface, ultra-reliable communications.

I. INTRODUCTION

The sixth generation of wireless communication systems (6G) has to substantially improve the spectral efficiency (SE), energy efficiency (EE), peak and average data rate, latency, and reliability [1], [2]. To reach these ambitious goals, 6G has to overcome numerous challenges. In particular, due to a shortage in the available spectrum, we may have to operate in regimes where the number of users is significantly higher than the number of available resource blocks, which leads to strong interference. The impact of interference can be even more severe in ultra-reliable low-latency communication (URLLC) systems, which are needed to guarantee the extra requirements of 6G applications such as cloud gaming or robotic aided surgery. A powerful technique to handle interference is rate splitting multiple-access (RSMA), which encompasses non-orthogonal multiple access (NOMA), spatial division multiple access (SDMA), broadcasting, and multi-casting [3]. Another promising technology conceived for managing interference is represented by reconfigurable intelligent surfaces (RISs) [4], [5]. In this paper, we propose RSMA schemes for enhancing the SE and EE of RIS-aided multi-user (MU) multiple-input multiple-output (MIMO) URLLC systems.

A. Literature Review

The optimal treatment of interference critically depends on how strong it is. When the interference is *weak*, treating interference as noise (TIN) is optimal from a generalized degree of freedom (GDoF) or from a sum-rate maximization point of view [6], [7]. By contrast, the optimal approach to deal with *strong* interference is to decode, remodulate and subtract it [8], which is referred to as successive interference cancellation (SIC). Unfortunately, the optimal decoding strategy is unknown or is very complex for the operational regimes between these two extreme cases, which include many practical scenarios. In these cases, we may often have to utilize interference-management techniques, which are not necessarily optimal. One such effective interference-management technique is RSMA, which can exploit the benefits of both the TIN and SIC schemes [3]. In the downlink (DL) RSMA¹, the total rate of each user can be split into two types of

¹The focus of this work is on downlink communications. We refer the motivated reader to [3] for a distinction between the DL and uplink (UL) RSMA.

messages, which are referred to as the common and private messages. The common messages are decoded by a group of (or even all) the users, while the private messages are decoded only by the intended user. Moreover, each user first decodes the corresponding common messages, and then, removes them from the received signal to decode its intended private message. Indeed, to decode the private message, each user applies SIC to the common messages and treats the private messages of the other users as noise.

RSMA is a highly adaptive multiple-access technique that can handle interference effectively [9]–[12]. There are various RSMA schemes with different formats for the common messages. The most practical RSMA scheme is the 1-layer rate splitting (RS), which utilizes only a single common message that has to be decoded by all the users [11]–[19]. Moreover, the most attractive RSMA scheme is the generalized RS, which features $(K - 1)$ layers of message decoding that require a large number of different common messages if the number of users, K , is high [20]. Indeed, the complexity of RSMA drastically increases when the number of layers grows, which may affect its practicality. This is even more important for URLLC systems, since decoding multiple layers of common messages may increase the processing latency. Therefore, in this paper, we consider only the 1-layer RS scheme.

Another technology to manage the interference and improve the coverage is RIS, which has been shown to be promising in enhancing the performance of various networks, including the broadcast channel (BC) [21]–[24], K -user interference channel (IC) [25]–[30], multiple-access channel (MAC) [31], [32], cognitive radio systems [33], and URLLC systems [34]–[36]. RISs are capable of ameliorating the effective channel's behavior, which can help to increase the channel gains for the intended links and/or attenuate the interfering channels. This feature enables RISs to operate as an interference-management technology, especially in ICs [25]–[29]. For instance, the authors of [25] proposed interference-neutralizing designs for K -user single-input, single-output (SISO) ICs, employing RISs. Moreover, in [29], an RIS is used for reducing the interference leakage in a K -user MIMO IC.

Even though RISs are capable of handling interference in specific scenarios, the performance of systems supporting high user load may be further improved when leveraging RISs along with other interference-management techniques, such as improper Gaussian signaling (IGS), NOMA, and RSMA. For instance, the superiority of IGS over proper signaling in RIS-aided systems has been established in [37]–[39]. Moreover, the authors of [24], [40]–[42] showed that NOMA can improve the performance of various types of multiple-antenna RIS-aided systems. Additionally, the benefits of RSMA in RIS-aided BCs has been investigated in [12], [43]–[45]. Specifically, the authors of [12] proposed an optimization framework for 1-layer RS in MIMO RIS-assisted systems and showed that RSMA can enhance the SE and EE of RIS-aided BCs. The authors of [44] considered the SE and EE tradeoffs in a single-cell multiple-input single-output (MISO) BC with an active RIS and showed that RSMA is capable of enhancing the system performance.

The studies in [12], [43]–[45] on RSMA for RIS-aided sys-

TABLE I: Comparison of most related works on RSMA in systems with FBL coding.

	This paper	[34]	[49]	[50]	[51]–[54]	[46]–[48]
RIS	✓	✓	✓	✓	✓	-
Ch. disp. in [55]	✓	✓	-	-	-	-
SE metrics	✓	✓	✓	-	✓	✓
EE metrics	✓	✓	-	✓	-	-
MIMO systems	✓	-	-	-	-	-
Multiple streams	✓	-	-	-	-	-

tems showed that RSMA and RISs can be mutually beneficial. However, these papers considered the asymptotic Shannon rate as the performance metric of interest. To realize low latency communications, finite block length (FBL) coding has to be utilized, which makes the asymptotic Shannon rate an inaccurate performance metric. Specifically, the achievable data rate of FBL coding is lower than the Shannon rate and depends on the channel dispersion, the packet length, and the decoding error probability. Thus, the existing solutions for RSMA in RIS-aided systems based on the Shannon rate cannot be applied to URLLC systems utilizing FBL coding. Unfortunately, there is a paucity of studies on RSMA in systems employing FBL coding [34], [46]–[54]. There are fewer treatises investigating the performance of RSMA in RIS-aided systems relying on FBL coding, as shown in Table I. Furthermore, there is no work studying RSMA in MIMO systems with FBL coding, not even for systems operating without RISs. The authors of [34] proposed 1-layer RS schemes for MISO systems assisted by non-diagonal RISs and showed that RSMA and RISs can substantially enhance the SE and EE of multi-cell MISO BCs. The authors of [50] showed that 1-layer RS is capable of increasing the global EE of a single-cell MISO BC aided by an RIS. In [49], [51], it was shown that RSMA can improve the performance of different RIS-assisted SISO systems. The authors of [52]–[54] showed that RSMA can improve the DL SE of a BC with a multiple-antenna BS serving multiple single-antenna users.

B. Motivation

MIMO systems play an essential role in modern wireless communication networks. However, [36] is the only study on resource allocation designed for multi-stream MU-MIMO systems using FBL coding, and there is no literature on RSMA designed for MIMO URLLC systems. Resource allocations schemes for FBL encoding are much more difficult to handle than the asymptotic Shannon rate and the solutions obtained for the Shannon rate cannot be reused in RSMA URLLC systems. Upon utilizing FBL coding, the achievable data rate depends on the asymptotic Shannon rate, the channel dispersion, the packet length, and the reliability criterion. The channel dispersion is a fractional function of the signal-to-interference-plus-noise ratio (SINR), which makes the optimization of the FBL rate and/or thr EE much more challenging than in the asymptotic case. Optimizing the rate for FBL coding is even more complex in MIMO systems, where the optimization variables are matrices.

In [36], the authors proposed resource allocation schemes for MU-MIMO RIS-aided URLLC systems when multiple data streams per user are transmitted. It was shown that

RISs are capable of substantially improving the system performance. However, the benefits of RISs are reduced when the number of users grows. Indeed, the level of interference increases with the number of users, and an RIS alone may not be capable of mitigating the interference by itself. Thus, in this paper, we aim for integrating RSMA into MIMO RIS-aided URLLC systems.

As shown in Table I, there is no work on RSMA designed for MIMO systems using FBL coding. Although the authors of [34], [49]–[51] provided valuable insights into the performance of RSMA in RIS-assisted systems, there are several open research questions, especially for MIMO RIS-aided URLLC systems, that require further investigation. In particular, our goal is to answer the following questions:

- How does the performance of RSMA and RISs vary with the reliability and latency constraints in MU-MIMO URLLC systems?
- How do RISs affect the RSMA performance in different operational scenarios?
- How do the benefits of RISs and RSMA vary by considering different objective functions, notably the SE and EE?
- Considering RSMA and RIS, which is more beneficial in MU-MIMO URLLC systems when the user load is high?

We show that RSMA and RISs provide higher gains when the reliability and latency constraints are more demanding. Moreover, RSMA further improves the gains provided by RISs when the user load is high. Furthermore, the benefits of RSMA are more significant than those of RISs if the number of users is higher than the number of transmit antennas (TAs) at the base station (BS).

C. Contributions

In this study, we develop energy-efficient and spectral-efficient resource allocation schemes for multi-user MIMO URLLC systems by leveraging RISs and RSMA. To the best of our knowledge, this is the first paper to propose RSMA schemes for MU-MIMO systems with FBL coding, where the asymptotic Shannon rate is not a precise metric for characterizing the achievable data rate. We summarize the main contributions made by this paper, as follows:

- We show that RSMA substantially increases the SE and EE of MU-MIMO URLLC systems. Interestingly, an RIS-aided system employing TIN may perform worse than a system operating without RISs that uses RSMA. This is particularly the case for systems with high user load, which are typically interference-limited, and RISs may not be able to fully mitigate the heavy interference.
- We show that the performance gains offered by RSMA and RISs increase when the packets and codewords become shorter, and the maximum tolerable bit error rate becomes lower. Therefore, RSMA can provide higher gains over TIN in URLLC systems, especially when the number of transmit antennas at the BSs is less than the number of users.
- We show that RSMA and RISs synergize their benefits in systems having a higher user load. However, when the

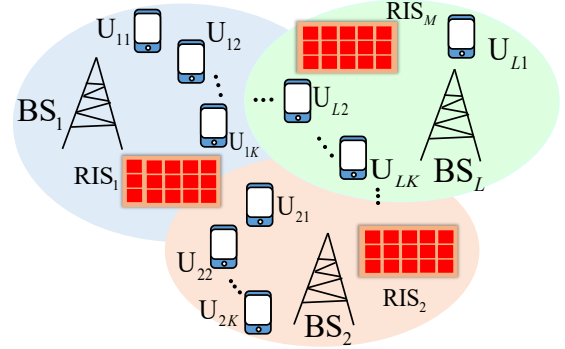


Fig. 1: A multicell BC assisted by RISs.

user load is light, the RISs reduce the benefits of RSMA, since they can effectively mitigate the interference in this case. Hence, there is no need to use sophisticated multiple access schemes in these scenarios. Additionally, the benefits provided by RISs become more substantial in systems having a high user load, when we utilize RSMA.

- The gains provided by RSMA become more significant in URLLC RIS-aided systems, when the power budget increases. Indeed, when the system performance is limited by interference, increasing the transmission power and/or power budget of the transmitters increases the interference level, and thus, it does not noticeably increase the achievable rate and/or EE. However, when we employ RSMA, the interference is appropriately managed by RSMA, which significantly improves the performance at high signal-to-noise ratios (SNR).

D. Paper Organization

The paper is structured as follows. Section II presents the network scenario, the channel models associated with RISs, and the signal model. Moreover, Section II derives the rate and EE expressions, and formulates the optimization problems of interest. Section III develops the algorithms proposed for SE and EE maximization. Section IV provides numerical results, while Section V summarizes our findings and concludes the paper.

II. SYSTEM MODEL

We consider a multicell MIMO RIS-aided DL BC having L BSs, each equipped with N_{BS} transmit antennas (TAs), as shown in Fig. 1. Each BS serves K users having N_u receive antennas (RAs) each. Moreover, M reflective RISs with N_{RIS} elements each aid the BSs. The data packets are assumed to have a finite block length n . Moreover, we assume perfect instantaneous global channel state information (CSI), as is common in many studies on RISs [12], [21], [22], [24], [38], [56]. This assumption is also widely used in resource allocation solutions for URLLC systems [35], [46], [57]–[59], specifically in systems with high channel coherence times. In such systems, the CSI estimation is easier and more accurate, allowing resource allocation solutions to be reused over multiple time slots with low pilot overhead. Additionally, studying RISs with perfect CSI reveals fundamental system tradeoffs and provides an upper performance bound.

A. RIS Model

We employ the RIS model of [38], [56], for the MIMO multicell BC considered. Therefore, the channel between BS i and the k -th user in cell l , represented by U_{lk} , is given by

$$\mathbf{H}_{lk,i}(\{\mathbf{Y}\}) = \underbrace{\sum_{m=1}^M \mathbf{G}_{lk,m} \mathbf{Y}_m \mathbf{G}_{m,i}}_{\text{Link through RIS}} + \underbrace{\mathbf{F}_{lk,i}}_{\text{Direct link}} \in \mathbb{C}^{N_u \times N_{BS}}, \quad (1)$$

where $\mathbf{F}_{lk,i}$ is the channel between the i -th BS and U_{lk} , $\mathbf{G}_{lk,m}$ is the channel between the m -th RIS and U_{lk} , $\mathbf{G}_{m,i}$ is the channel between the i -th BS and the m -th RIS, $\{\mathbf{Y}\} = \{\mathbf{Y}_m : \forall m\}$ groups all the RIS coefficients, where \mathbf{Y}_m is the scattering matrix for the m -th RIS. In this paper, we consider diagonal RISs. Hence, we have

$$\mathbf{Y}_m = \text{diag}(v_{m1}, v_{m2}, \dots, v_{mN_{RIS}}), \quad (2)$$

where v_{mn} is the n -th reflection coefficient of the m -th RIS. The coefficients v_{mn} for all m, n are optimization variables, which control the propagation channels. When an RIS element operates in a nearly passive mode, the power of its output signal is equal to or less than the power of its input signal. Thus, we have $|v_{mn}|^2 \leq 1$. In this case, the set encompassing all the feasible v_{mn} is [4, Eq. (11)]

$$\mathcal{F}_U = \{v_{mn} : |v_{mn}|^2 \leq 1 \ \forall m, n\}. \quad (3)$$

which is a convex set. Another common assumption for the RIS elements is the unit modulus constraint $|v_{mn}| = 1$, which yields the non-convex set [12, Eq. (47)]

$$\mathcal{F}_I = \{v_{mn} : |v_{mn}| = 1 \ \forall m, n\}. \quad (4)$$

Hereafter, we represent the feasibility set of $\{\mathbf{Y}\}$ by \mathcal{F} , when we do not refer to a specific set. Furthermore, we drop the dependence of the channels on $\{\mathbf{Y}\}$ to simplify the notation.

B. Signal Model

We assume that each BS employs 1-layer RS, which means that the transmit signal of BS l is

$$\mathbf{x}_l = \underbrace{\mathbf{W}_l \mathbf{s}_{l,c}}_{\text{Common M.}} + \sum_k \underbrace{\mathbf{W}_{lk} \mathbf{s}_{lk}}_{\text{Private M.}} \in \mathbb{C}^{N_{BS} \times 1}, \quad (5)$$

where $\mathbf{s}_{l,c} \in \mathbb{C}^{N_{BS} \times 1}$ is the common message of BS l , which is decoded by all of its associated users. Furthermore, $\mathbf{s}_{lk} \in \mathbb{C}^{N_{BS} \times 1}$ is the private message intended for U_{lk} , and the matrices $\mathbf{W}_l \in \mathbb{C}^{N_{BS} \times N_{BS}}$ and $\mathbf{W}_{lk} \in \mathbb{C}^{N_{BS} \times N_{BS}}$ are, respectively, the beamforming matrices for the common message $\mathbf{s}_{l,c}$ and the private message \mathbf{s}_{lk} , intended for U_{lk} . The signals $\mathbf{s}_{l,c}$ and \mathbf{s}_{lk} are assumed to be zero-mean, independent, complex, and proper Gaussian vectors for all l, k , with the identity matrix as their covariance matrix. Thus, the covariance matrix of \mathbf{x}_l is

$$\mathbf{C}_l = \mathbb{E}\{\mathbf{x}_l \mathbf{x}_l^H\} = \mathbf{W}_l \mathbf{W}_l^H + \sum_k \mathbf{W}_{lk} \mathbf{W}_{lk}^H \in \mathbb{C}^{N_{BS} \times N_{BS}}, \quad (6)$$

where $\mathbb{E}\{\mathbf{X}\}$ denotes the mathematical expectation of \mathbf{X} . Note that the transmit power of BS l is given by $\text{Tr}(\mathbf{C}_l)$, where

$\text{Tr}(\mathbf{X})$ denotes the trace of the square matrix \mathbf{X} . We refer the reader to [3, Section II.B] for more details on the signaling model of the 1-layer RS. We denote the set containing all the precoding matrices as $\{\mathbf{W}\} = \{\mathbf{W}_l, \mathbf{W}_{lk} : \forall l, k\}$.

The received signal at U_{lk} is

$$\begin{aligned} \mathbf{y}_{lk} = & \sum_i \mathbf{H}_{lk,i} \mathbf{x}_i + \mathbf{n}_{lk} = \underbrace{\mathbf{H}_{lk,l} \mathbf{W}_l \mathbf{s}_{l,c}}_{\text{Common M.}} + \underbrace{\mathbf{H}_{lk,l} \mathbf{W}_{lk} \mathbf{s}_{lk}}_{\text{Private M.}} \\ & + \underbrace{\mathbf{H}_{lk,l} \sum_{j \neq k} \mathbf{W}_{lj} \mathbf{s}_{lj}}_{\text{Intracell Interference}} + \underbrace{\sum_{i \neq l} \mathbf{H}_{lk,i} \mathbf{x}_i}_{\text{Intercell Interference}} + \underbrace{\mathbf{n}_{lk}}_{\text{Noise}} \in \mathbb{C}^{N_u \times 1}, \quad (7) \end{aligned}$$

where $\mathbf{n}_{lk} \sim \mathcal{CN}(\mathbf{0}, \sigma^2 \mathbf{I})$ is the zero-mean proper additive complex Gaussian noise at the receiver of U_{lk} , σ^2 is the noise variance at each receive antenna, and \mathbf{I} is the identity matrix.

Note that there is both intercell and intracell interference in the considered multi-cell system. The intercell interference is treated as noise, since decoding and canceling the intercell interference may require a large amount of signaling between the BSs [12]. Moreover, to apply SIC to the intercell interference may be very inefficient, because the BSs should transmit data at a rate that is supportable by the low-SINR outer-cell users. Hence, the data rate becomes limited by the links between the BS and the outer-cell users, which are typically much weaker than the links between the BS and the inner-cell users.

C. Channel Dispersion, Rate and EE Expressions

We assume that the BSs employ FBL coding to support low-latency communication. Thus, the achievable data rate depends on the channel dispersion, the packet length, the reliability constraint, and on the traditional Shannon rate. In this subsection, we first formulate the achievable data rate in multi-user MIMO systems with FBL coding in Lemma 1 and then derive the achievable rate and EE of each user.

Lemma 1 ([36], [60]). *Upon utilizing the normal approximation (NA), the FBL rate of a user in an interference-limited multi-user MIMO system is*

$$r = \underbrace{\log |\mathbf{I} + \mathbf{D}^{-1} \mathbf{S}|}_{\text{Shannon Rate}} - Q^{-1}(\epsilon) \sqrt{\frac{2 \text{Tr}(\mathbf{S}(\mathbf{D} + \mathbf{S})^{-1})}{n}}, \quad (8)$$

where $|\mathbf{X}|$ denotes the determinant of \mathbf{X} , n is the packet length, ϵ is the maximum tolerable bit error rate for the message, Q^{-1} is the inverse of the Gaussian Q -function, \mathbf{S} is the covariance matrix of the desired signal, and \mathbf{D} is the covariance matrix of the interference plus noise. Moreover, an achievable channel dispersion² for the considered communication link is $2 \text{Tr}(\mathbf{S}(\mathbf{D} + \mathbf{S})^{-1})$.

Proof. Please refer to [60, Theorem 68] and Lemma 1 and Lemma 2 in [36]. \square

²The channel dispersion in Lemma 1 is suboptimal, but it is achievable by Gaussian signaling in multi-user systems in the presence of interference [55]. The optimal channel dispersion is $\text{Tr}(\mathbf{I} - (\mathbf{I} + \mathbf{D}^{-1} \mathbf{S})^{-2})$ [61], but it is not achievable by Gaussian signals when there exists interference. Hence, in this paper, we adopt the achievable channel dispersion derived in [55].

In the 1-layer RS scheme, U_{lk} first decodes the common message $s_{l,c}$ while treating the other received signals as noise. Hence, the maximum decoding rate of $s_{l,c}$ at U_{lk} is

$$r_{c,lk} = \log \left| \mathbf{I} + \mathbf{D}_{c,lk}^{-1} \mathbf{S}_{c,lk} \right| - Q^{-1}(\epsilon_c) \sqrt{\frac{2\text{Tr}(\mathbf{S}_{c,lk}(\mathbf{D}_{c,lk} + \mathbf{S}_{c,lk})^{-1})}{n}}, \quad (9)$$

where n is the packet length of the common message, ϵ_c is the maximum tolerable bit error rate for the common message, $\mathbf{S}_{c,lk} = \mathbf{H}_{lk,l} \mathbf{W}_l (\mathbf{H}_{lk,l} \mathbf{W}_l)^H$ is the covariance matrix of the common message at the receiver of U_{lk} , and $\mathbf{D}_{c,lk}$ is the interference-plus-noise covariance matrix when decoding the common message $\mathbf{S}_{c,lk}$, which is given by

$$\mathbf{D}_{c,lk} = \sigma^2 \mathbf{I} + \sum_j \mathbf{H}_{lk,l} \mathbf{W}_{lj} \mathbf{W}_{lj}^H \mathbf{H}_{lk,l}^H + \sum_{i \neq l} \mathbf{H}_{lk,i} \mathbf{C}_i \mathbf{H}_{lk,i}^H, \quad (10)$$

where \mathbf{C}_i is a convex function of \mathbf{W}_i and \mathbf{W}_{ij} for all i, j , and is given by (6).

The signal $s_{l,c}$ should be transmitted at a rate r_{cl} that can be decoded by all the users associated with BS l . Therefore, the maximum transmission rate of $s_{l,c}$ is given by

$$r_{c,l} = \min_k (r_{c,lk}). \quad (11)$$

The constraint in (11) is referred to as the decodability constraint for the common message. Note that a user is in outage if it cannot decode the common message. Moreover, the user is unable to decode its own private message without successfully decoding the common message.

After decoding $s_{l,c}$, U_{lk} removes $s_{l,c}$ from its received signal and then decodes its own private message. Hence, the maximum achievable rate of $s_{p,lk}$ at U_{lk} is given by

$$r_{p,lk} = \log \left| \mathbf{I} + \mathbf{D}_{lk}^{-1} \mathbf{S}_{lk} \right| - Q^{-1}(\epsilon_p) \sqrt{\frac{2\text{Tr}(\mathbf{S}_{lk} \mathbf{D}_{lk}^{-1})}{n}}, \quad (12)$$

where n is the packet length of the private message, ϵ_p is the maximum tolerable bit error rate for the private message, $\mathbf{S}_{lk} = \mathbf{H}_{lk,l} \mathbf{W}_{lk} (\mathbf{H}_{lk,l} \mathbf{W}_{lk})^H$ is the covariance matrix of the private message for U_{lk} at its receiver, and \mathbf{D}_{lk} is the covariance matrix of the intracell and intercell interference plus noise, which is given by

$$\mathbf{D}_{lk} = \sigma^2 \mathbf{I} + \sum_{j \neq k} \mathbf{H}_{lk,l} \mathbf{W}_{lj} \mathbf{W}_{lj}^H \mathbf{H}_{lk,l}^H + \sum_{i \neq l} \mathbf{H}_{lk,i} \mathbf{C}_i \mathbf{H}_{lk,i}^H. \quad (13)$$

Note that $\mathbf{D}_{c,lk} = \mathbf{D}_{lk} + \mathbf{S}_{lk}$. Thus, we can write the achievable channel dispersion of the private message for U_{lk} as $2\text{Tr}(\mathbf{S}_{lk} \mathbf{D}_{c,lk}^{-1})$. Additionally, we assume that the common and private messages have the same finite block length n .

The achievable rate of U_{lk} is equal to the sum of its rate portion for the common message and the rate of its private message as

$$r_{lk} = t_{lk} + r_{p,lk}, \quad (14)$$

where t_{lk} is the rate portion of the common message $s_{l,c}$ that is dedicated to U_{lk} . Note that the rates $\mathbf{t} = \{t_{lk} : \forall l, k\}$ are indeed optimization variables, and we have $\sum_k t_{lk} \leq r_{c,l}$. Depending on the choice of $\{\mathbf{t}\}$, 1-layer RS can switch

between SDMA, NOMA, and broadcasting when $K = 2$. If $t_{lk} = 0$ for all l, k , the intracell interference is treated as noise, and the 1-layer RS scheme operates as SDMA. Moreover, when $r_{p,lk} = 0$ for all l, k , all the users get their data rate only from the corresponding common message, which is known as broadcasting. For further discussions on possible solutions for the common and private rates, please refer to [3], [62].

Finally, the EE of U_{lk} is [63]

$$e_{lk} = \frac{r_{lk}}{p_c + \eta \text{Tr}(\mathbf{W}_{lk} \mathbf{W}_{lk}^H) + \frac{\eta}{K} \text{Tr}(\mathbf{W}_l \mathbf{W}_l^H)}, \quad (15)$$

where η^{-1} is the power efficiency of the BSs, and p_c is the constant power consumption of the system, when transmitting data to a user, as given by [38, Eq. (27)].

D. Discussions on the Latency and Reliability Constraint

In the 1-layer RS scheme, each user should first decode a common message and then apply SIC to the common message to decode its private message. Hence, if the common message is not decoded correctly, then the private message cannot be decoded either. This means that the probability that an error occurs is

$$\epsilon = \epsilon_c + (1 - \epsilon_c) \epsilon_p \leq \epsilon_c + \epsilon_p. \quad (16)$$

To achieve a latency of less than τ seconds, the achievable rate of U_{lk} has to be higher than or equal to $r_{lk}^{th} = \frac{2n}{\omega\tau}$ (b/s/Hz), where ω is the channel bandwidth. Note that we assume that the packet lengths for the common and private messages are equal. Thus, we consider $2n$ as the worst case for the packet length so that $r_{lk} > r_{lk}^{th}$ ensures both the common and private messages are successfully decoded within τ seconds. Hence, the latency constraint is equivalent to an achievable rate constraint. It is worth emphasizing that this modeling of the reliability and latency constraints aligns with other studies on URLLC systems such as [64, Remark 1], [34, Sec. II.D], [36], [65].

E. Problem Statement

We consider both SE and EE maximization problems. To enhance the SE, we maximize the minimum weighted rate among all users, which leads to the following optimization problem

$$\max_{r, \{\mathbf{W}\}, \{\mathbf{Y}\} \in \mathcal{F}, \{\mathbf{t}\}} r \quad (17a)$$

$$\text{s.t. } r_{lk} \geq \max(\alpha_{lk} r, r_{lk}^{th}), \forall l, k, \quad (17b)$$

$$\text{Tr}(\mathbf{C}_l) \leq P_l, \forall l, \quad (17c)$$

$$t_{lk} \geq 0, \forall l, k, \quad (17d)$$

$$\sum_k t_{lk} \leq \min_k (r_{c,lk}), \forall l, \quad (17e)$$

where P_l is the power budget of BS l , the coefficients α_{lk} for all l, k are the weights of the users reflecting their priorities, (17b) represents the latency constraint as discussed in Section II-D, (17c) is the power budget constraint, (17d) is due to the fact that the rates cannot be negative, and (17e) is the decodability constraint of the common message. Additionally, the optimization variables are $r, \{\mathbf{W}\}, \{\mathbf{Y}\}$, and $\{\mathbf{t}\}$, where r

is the auxiliary variable, denoting the minimum weighted rate of users. We, moreover, maximize the minimum weighted EE among users, which leads to

$$\max_{e, \{\mathbf{W}\}, \{\mathbf{Y}\} \in \mathcal{F}, \{\mathbf{t}\}} e \quad (18a)$$

$$\text{s.t. } e_{lk} \geq \lambda_{lk} e, \forall l, k, \quad (18b)$$

$$r_{lk} \geq r_{lk}^{th}, \forall l, k, \quad (18c)$$

$$(17c), (17d), (17e), \quad (18d)$$

where the coefficients λ_{lk} for all l, k are the weights of the users assigned based on their priorities, (18c) is the latency constraint, and e is the auxiliary variable, denoting the minimum weighted EE of users. Note that the algorithms proposed can also be applied to other optimization problems such as maximizing sum rate, global EE and geometric mean of the rates. In this paper, we consider maximization of the minimum weighted rate/EE, since the achievable rate/EE region can be calculated by solving and employing the rate/EE profile technique [66]–[70]. Additionally, the minimum rate/EE can also be viewed as a metric for the fairness among the users [71].

Hereafter, we refer to the maximum minimum weighted rate (or EE) as the max-min weighted rate (or EE). The optimization problems (17) and (18) are complex non-convex problems, since the rates are not jointly concave functions of $\{\mathbf{W}\}$ and $\{\mathbf{Y}\}$. In the next section, we propose efficient algorithms for solving (17) and (18).

III. PROPOSED SOLUTIONS FOR SPECTRAL AND ENERGY EFFICIENCY MAXIMIZATION

In this section, we derive solutions for (17) and (18) by utilizing powerful numerical optimization tools such as alternating optimization (AO), majorization minimization (MM), and the generalized Dinkelbach algorithm (GDA). Our solution is iterative, and starts with a feasible initial point³ denoted as $\{\mathbf{W}^{(0)}\}$ and $\{\mathbf{Y}^{(0)}\}$. Then, we employ AO and update either $\{\mathbf{W}\}$ or $\{\mathbf{Y}\}$ in each step. More particularly, we develop iterative algorithms in which we first update $\{\mathbf{W}\}$ while $\{\mathbf{Y}\}$ is fixed to $\{\mathbf{Y}^{(z-1)}\}$, where z is the iteration index. Then we alternate and update $\{\mathbf{Y}\}$ when we fix $\{\mathbf{W}\}$ to $\{\mathbf{W}^{(z)}\}$. We iterate this operation until the algorithm converges. Below, we describe our detailed solutions for updating $\{\mathbf{W}\}$ and $\{\mathbf{Y}\}$.

A. Updating $\{\mathbf{W}\}$

In this subsection, we solve (17) and (18) when $\{\mathbf{Y}\}$ is fixed to $\{\mathbf{Y}^{(z-1)}\}$. We first provide the solution for the max-min weighted rate and then solve (18).

1) *Maximizing the minimum weighted rate:* The max-min weighted rate for fixed RIS coefficients can be written as

$$\max_{r, \{\mathbf{W}\}, \{\mathbf{t}\}} r \quad (19a)$$

³To find a feasible initial point, we can choose a random point, satisfying the power constraint for $\{\mathbf{W}\}$ and the unit modulus constraint for $\{\mathbf{Y}\}$. If this random point that satisfies (17c) and belongs to the set \mathcal{F}_l does not satisfy the latency constraint in (18c), we can run our algorithm to maximize the minimum rate of users for a few iterations to attain an initial point, satisfying all the constraints in (17) or (18).

$$\text{s.t. } r_{lk}(\{\mathbf{W}\}, \{\mathbf{Y}^{(z-1)}\}) \geq \max(\alpha_{lk} r, r_{lk}^{th}), \forall lk, \quad (19b)$$

$$\text{Tr}(\mathbf{C}_l) \leq P_l, \forall l, \quad (19c)$$

$$t_{lk} \geq 0, \forall lk, \quad (19d)$$

$$\sum_k t_{lk} \leq \min_k(r_{c,lk}), \forall l. \quad (19e)$$

Constraints (19c) and (19d) are convex, and (19) is linear in $\{\mathbf{t}\}$, and r . However, (19) is non-convex due to (19b) and (19e). Specifically, $r_{p,lk}$ and $r_{c,lk}$ are non-concave functions of $\{\mathbf{W}\}$, which makes (19) non-convex. To derive a suboptimal solution for (19), we leverage the MM method and calculate appropriate concave surrogate functions for $r_{p,lk}$ and $r_{c,lk}$. To this end, we utilize the lower bounds in [36, Lemma 3] and [36, Lemma 4], which are provided below to facilitate the development of the algorithm.

Lemma 2 ([38]). *Consider the arbitrary matrices $\mathbf{\Gamma} \in \mathbb{C}^{m \times n}$ and $\bar{\mathbf{\Gamma}} \in \mathbb{C}^{m \times n}$, and positive definite matrices $\mathbf{\Omega} \in \mathbb{C}^{m \times m}$ and $\bar{\mathbf{\Omega}} \in \mathbb{C}^{m \times m}$, where m and n are arbitrary natural numbers. Then, we have:*

$$\begin{aligned} \ln |\mathbf{I} + \mathbf{\Omega}^{-1} \mathbf{\Gamma} \mathbf{\Gamma}^H| &\geq \ln |\mathbf{I} + \mathbf{\Omega}^{-1} \bar{\mathbf{\Gamma}} \bar{\mathbf{\Gamma}}^H| \\ &\quad - \text{Tr}(\bar{\mathbf{\Omega}}^{-1} \bar{\mathbf{\Gamma}} \bar{\mathbf{\Gamma}}^H) + 2\Re \{ \text{Tr}(\bar{\mathbf{\Omega}}^{-1} \bar{\mathbf{\Gamma}} \mathbf{\Gamma}^H) \} \\ &\quad - \text{Tr}((\bar{\mathbf{\Omega}}^{-1} - (\bar{\mathbf{\Gamma}} \bar{\mathbf{\Gamma}}^H + \bar{\mathbf{\Omega}})^{-1})^H (\mathbf{\Gamma} \mathbf{\Gamma}^H + \mathbf{\Omega})). \end{aligned} \quad (20)$$

Lemma 3 ([36]). *The following inequality holds for arbitrary matrices $\mathbf{\Gamma} \in \mathbb{C}^{m \times n}$ and $\bar{\mathbf{\Gamma}} \in \mathbb{C}^{m \times n}$ and positive semi-definite $\mathbf{\Omega} \in \mathbb{C}^{m \times m}$ and $\bar{\mathbf{\Omega}} \in \mathbb{C}^{m \times m}$*

$$\begin{aligned} f(\mathbf{\Gamma}, \mathbf{\Omega}) = \text{Tr}(\mathbf{\Omega}^{-1} \mathbf{\Gamma} \mathbf{\Gamma}^H) &\geq 2\Re \{ \text{Tr}(\bar{\mathbf{\Omega}}^{-1} \bar{\mathbf{\Gamma}} \mathbf{\Gamma}^H) \} \\ &\quad - \text{Tr}(\bar{\mathbf{\Omega}}^{-1} \bar{\mathbf{\Gamma}} \bar{\mathbf{\Gamma}}^H \bar{\mathbf{\Omega}}^{-1} \mathbf{\Omega}), \end{aligned} \quad (21)$$

where m and n are arbitrary natural numbers, and $\Re\{x\}$ returns the real value of x .

The FBL rates $r_{p,lk}$ and $r_{c,lk}$ consist of two parts: the asymptotic Shannon rate and the term related to the channel dispersion. We utilize the quadratic, concave lower bound in Lemma 2 to calculate a surrogate function for the part related to the first-order Shannon rate of $r_{p,lk}$ and $r_{c,lk}$. Moreover, we use the results in Lemma 3 to compute a concave lower bound for the part related to the channel dispersion term. In the lemma below, we derive surrogate functions for $r_{p,lk}$ and $r_{c,lk}$, which are jointly quadratic and concave in the beamforming matrices $\{\mathbf{W}\}$.

Lemma 4. *For all feasible $\{\mathbf{W}\}$, the following inequalities hold*

$$\begin{aligned} r_{p,lk} &\geq \tilde{r}_{p,lk}^{(z)} = a_{p,lk} + 2 \sum_{ij} \Re \{ \text{Tr}(\mathbf{A}_{p,lk,ij} \mathbf{W}_{ij}^H \bar{\mathbf{H}}_{lk,i}^H) \} \\ &\quad + 2 \sum_{i \neq l} \Re \{ \text{Tr}(\mathbf{A}_{p,lk,i} \mathbf{W}_i^H \bar{\mathbf{H}}_{lk,i}^H) \} - \text{Tr}(\mathbf{B}_{p,lk} \mathbf{D}_{c,lk}), \end{aligned} \quad (22)$$

$$\begin{aligned} r_{c,lk} &\geq \tilde{r}_{c,lk}^{(z)} = a_{c,lk} + 2 \sum_{ij} \Re \{ \text{Tr}(\mathbf{A}_{c,lk,ij} \mathbf{W}_{ij}^H \bar{\mathbf{H}}_{lk,i}^H) \} \\ &\quad + 2 \sum_i \Re \{ \text{Tr}(\mathbf{A}_{c,lk,i} \mathbf{W}_i^H \bar{\mathbf{H}}_{lk,i}^H) \} \end{aligned}$$

$$- \text{Tr}(\mathbf{B}_{c,lk}(\bar{\mathbf{H}}_{lk,l} \mathbf{W}_l \mathbf{W}_l^H \bar{\mathbf{H}}_{lk,l}^H + \mathbf{D}_{c,lk})), \quad (23)$$

where we have:

$$a_{p,lk} = \ln |\mathbf{I} + \bar{\mathbf{D}}_{lk}^{-1} \bar{\mathbf{S}}_{lk}| - \text{Tr}(\bar{\mathbf{D}}_{lk}^{-1} \bar{\mathbf{S}}_{lk}) - \frac{Q^{-1}(\epsilon_p)}{2\sqrt{n}} \left(\sqrt{2\text{Tr}(\bar{\mathbf{S}}_{lk} \bar{\mathbf{D}}_{c,lk}^{-1})} + \frac{2I}{\sqrt{2\text{Tr}(\bar{\mathbf{S}}_{lk} \bar{\mathbf{D}}_{c,lk}^{-1})}} \right),$$

$$a_{c,lk} = \ln |\mathbf{I} + \bar{\mathbf{D}}_{c,lk}^{-1} \bar{\mathbf{S}}_{c,lk}| - \text{Tr}(\bar{\mathbf{D}}_{c,lk}^{-1} \bar{\mathbf{S}}_{c,lk}) - \frac{Q^{-1}(\epsilon_c)}{2\sqrt{n}} \left(\sqrt{\bar{\zeta}_{c,lk}} + \frac{2I}{\sqrt{\bar{\zeta}_{c,lk}}} \right),$$

$$\mathbf{A}_{p,lk,ij} = \begin{cases} \bar{\mathbf{D}}_{lk}^{-1} \bar{\mathbf{H}}_{lk,l} \bar{\mathbf{W}}_{lk} & \text{if } i = l, j = k, \\ \frac{Q^{-1}(\epsilon_p)}{\sqrt{2n\text{Tr}(\bar{\mathbf{S}}_{lk} \bar{\mathbf{D}}_{c,lk}^{-1})}} \bar{\mathbf{D}}_{c,lk}^{-1} \bar{\mathbf{H}}_{lk,i} \bar{\mathbf{W}}_{ij} & \text{otherwise,} \end{cases}$$

$$\mathbf{A}_{p,lk,i} = \frac{Q^{-1}(\epsilon_p)}{\sqrt{2n\text{Tr}(\bar{\mathbf{S}}_{lk} \bar{\mathbf{D}}_{c,lk}^{-1})}} \bar{\mathbf{D}}_{c,lk}^{-1} \bar{\mathbf{H}}_{lk,i} \bar{\mathbf{W}}_i,$$

$$\mathbf{A}_{c,lk,ij} = \frac{Q^{-1}(\epsilon_c)}{\sqrt{n\bar{\zeta}_{c,lk}}} (\bar{\mathbf{S}}_{c,lk} + \bar{\mathbf{D}}_{c,lk})^{-1} \bar{\mathbf{H}}_{lk,i} \bar{\mathbf{W}}_{ij},$$

$$\mathbf{A}_{c,lk,i} = \begin{cases} \bar{\mathbf{D}}_{c,lk}^{-1} \bar{\mathbf{H}}_{lk,l} \bar{\mathbf{W}}_l & \text{if } i = l, \\ \frac{Q^{-1}(\epsilon_c)}{\sqrt{n\bar{\zeta}_{c,lk}}} (\bar{\mathbf{S}}_{c,lk} + \bar{\mathbf{D}}_{c,lk})^{-1} \bar{\mathbf{H}}_{lk,i} \bar{\mathbf{W}}_i, & \text{otherwise,} \end{cases}$$

$$\mathbf{B}_{p,lk} = \bar{\mathbf{D}}_{lk}^{-1} - \bar{\mathbf{D}}_{c,lk}^{-1} + \frac{Q^{-1}(\epsilon_p)}{\sqrt{2n\text{Tr}(\bar{\mathbf{S}}_{lk} \bar{\mathbf{D}}_{c,lk}^{-1})}} \bar{\mathbf{D}}_{c,lk}^{-1} \bar{\mathbf{D}}_{lk} \bar{\mathbf{D}}_{c,lk}^{-1},$$

$$\mathbf{B}_{c,lk} = \bar{\mathbf{D}}_{c,lk}^{-1} - (\bar{\mathbf{S}}_{c,lk} + \bar{\mathbf{D}}_{c,lk})^{-1} + \frac{Q^{-1}(\epsilon_c)}{\sqrt{n\bar{\zeta}_{c,lk}}} (\bar{\mathbf{S}}_{c,lk} + \bar{\mathbf{D}}_{c,lk})^{-1} \bar{\mathbf{D}}_{c,lk} (\bar{\mathbf{S}}_{c,lk} + \bar{\mathbf{D}}_{c,lk})^{-1},$$

where $\bar{\mathbf{D}}_{lk}$, $\bar{\mathbf{D}}_{c,lk}$, $\bar{\mathbf{S}}_{lk}$, $\bar{\mathbf{S}}_{c,lk}$, $\bar{\mathbf{W}}_{ij}$, $\bar{\mathbf{W}}_i$, and $\bar{\mathbf{H}}_{lk,i}$, $\forall l, k, i, j$ are, respectively, the initial values of \mathbf{D}_{lk} , $\mathbf{D}_{c,lk}$, \mathbf{S}_{lk} , $\mathbf{S}_{c,lk}$, \mathbf{W}_{ij} , \mathbf{W}_i , and $\mathbf{H}_{lk,i}$ at the current step, which are obtained upon replacing $\{\mathbf{W}\}$ by $\{\mathbf{W}^{(z-1)}\}$ and $\{\mathbf{Y}\}$ by $\{\mathbf{Y}^{(z-1)}\}$. Moreover, $I = \min(N_{BS}, N_u)$ and $\bar{\zeta}_{c,lk} = 2\text{Tr}(\bar{\mathbf{S}}_{c,lk}(\bar{\mathbf{D}}_{c,lk} + \bar{\mathbf{S}}_{c,lk})^{-1})$ is the initial value of the channel dispersion for decoding the common message at U_{lk} .

Proof. Please refer to Appendix A. \square

We substitute $r_{p,lk}$ and $r_{c,lk}$ by $\tilde{r}_{p,lk}^{(z)}$ and $\tilde{r}_{c,lk}^{(z)}$ in (19), respectively, which yields the convex problem

$$\max_{r, \{\mathbf{W}\}, \{\mathbf{t}\}} r \quad (24a)$$

$$\text{s.t. } \tilde{r}_{p,lk}^{(z)} + t_{lk} \geq \max(\alpha_{lk} r, r_{lk}^{th}), \forall lk, \quad (24b)$$

$$\sum_k t_{lk} \leq \min(\tilde{r}_{c,lk}^{(z)}), \forall l, \quad (24c)$$

$$(19c), (19d). \quad (24d)$$

Since (24) is a convex optimization problem, the globally optimal solution of (24) can be efficiently computed by numerical optimization tools such as CVX [72].

2) *Maximizing the minimum weighted EE:* The max-min weighted EE optimization problem falls into the category of fractional programming problems, since the EE terms are fractional functions of $\{\mathbf{W}\}$. To solve (18) for fixed $\{\mathbf{Y}^{(z)}\}$, we replace $r_{p,lk}$ and $r_{c,lk}$ with $\tilde{r}_{p,lk}^{(z)}$ and $\tilde{r}_{c,lk}^{(z)}$, respectively, in (18), which results in

$$\max_{e, \{\mathbf{W}\}, \{\mathbf{t}\}} e \quad (25a)$$

$$\text{s.t. } \tilde{e}_{lk}^{(z)} \geq \lambda_{lk} e, \forall lk, \quad (25b)$$

$$\tilde{r}_{p,lk}^{(z)} + t_{lk} \geq r_{lk}^{th}, \forall lk, \quad (25c)$$

$$(19c), (19d), (24c), \quad (25d)$$

where

$$\tilde{e}_{lk}^{(z)} = \frac{\tilde{r}_{lk}^{(z)} + t_{lk}}{p_c + \eta \text{Tr}(\mathbf{W}_{lk} \mathbf{W}_{lk}^H) + \frac{\eta}{k} \text{Tr}(\mathbf{W}_l \mathbf{W}_l^H)}. \quad (26)$$

The constraints (19c), (19d), (24c), and (25c) are convex, but (25) is non-convex since \tilde{e}_{lk} has a fractional structure in $\{\mathbf{W}\}$, and it is non-concave. Since the numerator of \tilde{e}_{lk} is concave for all l, k , and its denominator is convex, we can calculate the optimum of (25) by the GDA. More specifically, the optimum of (25) can be found by iteratively solving

$$\max_{e, \{\mathbf{W}\}, \{\mathbf{t}\}} e \quad (27a)$$

$$\text{s.t. } \tilde{r}_{lk}^{(z)} + t_{lk} - \mu^{(z,m)} p_{lk}(\{\mathbf{W}\}) \geq \lambda_{lk} e, \forall lk, \quad (27b)$$

$$(19c), (19d), (24c), (25c), \quad (27c)$$

and updating the constant coefficient $\mu^{(z,m)}$ as

$$\mu^{(z,m)} = \min_{lk} \left\{ \frac{\tilde{r}_{lk}^{(z)}(\{\mathbf{W}^{(m-1)}\})}{p_{lk}(\{\mathbf{W}^{(m-1)}\})} \right\}, \quad (28)$$

where m is the iteration index of the GDA, and

$$p_{lk}(\{\mathbf{W}\}) = p_c + \eta \text{Tr}(\mathbf{W}_{lk} \mathbf{W}_{lk}^H) + \frac{\eta}{k} \text{Tr}(\mathbf{W}_l \mathbf{W}_l^H). \quad (29)$$

B. Updating $\{\mathbf{Y}\}$

In this subsection, we solve (17) and (18) when $\{\mathbf{W}\}$ is fixed to $\{\mathbf{W}^{(z)}\}$. In this case, the solution of (17) can be derived similarly to the solution of (18). Indeed, when we fix $\{\mathbf{W}\}$, the EE of a user becomes a scaled function of the rate, and it is not a fractional function in the optimization variables $\{\mathbf{Y}\}$ and $\{\mathbf{t}\}$. Therefore, we provide only the solution of (18), which we can formulate as a max-min weighted rate problem in $\{\mathbf{Y}\}$ for fixed $\{\mathbf{W}^{(z)}\}$ as follows

$$\max_{e, \{\mathbf{Y}\} \in \mathcal{F}, \{\mathbf{t}\}} e \quad (30a)$$

$$\text{s.t. } r_{lk} \geq \max(\lambda_{lk} p_{lk}^{(z)} e, r_{lk}^{th}), \forall lk, \quad (30b)$$

$$(17d), (17e), \quad (30c)$$

where $r_{lk} = r_{p,lk} + t_{lk}$ and $p_{lk}^{(z)} = p_{lk}(\{\mathbf{W}^{(z)}\})$ is given by inserting $\{\mathbf{W}^{(z)}\}$ into (29). In the following, we solve (30) for \mathcal{F}_U and \mathcal{F}_I in separate parts.

1) *Updating $\{\mathbf{Y}\}$ for \mathcal{F}_U :* Since the rates $r_{p,lk}$ and $r_{c,lk}$ are not concave in $\{\mathbf{Y}\}$, (30) is non-convex. To solve (30), we first calculate appropriate surrogate functions for the rates

as in Lemma 4, since the structures of the rates are similar in $\{\Upsilon\}$ and $\{\mathbf{W}\}$.

Corollary 1. For all feasible $\{\Upsilon\}$ and fixed $\{\mathbf{W}\}$, the following inequalities hold

$$r_{p,lk} \geq \hat{r}_{p,lk}^{(z)} = a_{p,lk} + 2 \sum_{ij} \Re \left\{ \text{Tr} \left(\mathbf{A}_{p,lk,ij} \bar{\mathbf{W}}_{ij}^H \mathbf{H}_{lk,i}^H \right) \right\} + 2 \sum_{i \neq l} \Re \left\{ \text{Tr} \left(\mathbf{A}_{p,lk,i} \bar{\mathbf{W}}_i^H \mathbf{H}_{lk,i}^H \right) \right\} - \text{Tr} \left(\mathbf{B}_{p,lk} \mathbf{D}_{c,lk} \right), \quad (31)$$

$$r_{c,lk} \geq \hat{r}_{c,lk}^{(z)} = a_{c,lk} + 2 \sum_{ij} \Re \left\{ \text{Tr} \left(\mathbf{A}_{c,lk,ij} \bar{\mathbf{W}}_{ij}^H \mathbf{H}_{lk,i}^H \right) \right\} + 2 \sum_i \Re \left\{ \text{Tr} \left(\mathbf{A}_{c,lk,i} \bar{\mathbf{W}}_i^H \mathbf{H}_{lk,i}^H \right) \right\} - \text{Tr} \left(\mathbf{B}_{c,lk} \left(\mathbf{H}_{lk,l} \bar{\mathbf{W}}_l \bar{\mathbf{W}}_l^H \mathbf{H}_{lk,l}^H + \mathbf{D}_{c,lk} \right) \right), \quad (32)$$

where the coefficients $a_{p,lk}$, $a_{c,lk}$, $\mathbf{A}_{p,lk,ij}$, $\mathbf{A}_{c,lk,ij}$, $\mathbf{A}_{p,lk,i}$, $\mathbf{A}_{c,lk,i}$, $\mathbf{B}_{p,lk}$, and $\mathbf{B}_{c,lk}$ are defined as in Lemma 4, and $\bar{\mathbf{W}}_l = \mathbf{W}_l^{(z)}$ and $\bar{\mathbf{W}}_{lk} = \mathbf{W}_{lk}^{(z)}$ for all l, k .

Proof. The rates have a similar structure in $\{\Upsilon\}$ and $\{\mathbf{W}\}$. Thus, this corollary can be proved similar to Appendix A. Specifically, we can employ the bound in Lemma 2 to calculate a concave lower bound for the part of the FBL rate, related to the Shannon rate. Additionally, we can employ the bounds in (38) and Lemma 3 to derive a suitable lower bound for the part of the FBL rate, related to the channel dispersion, packet length and the reliability constraint. \square

If we insert $\hat{r}_{p,lk}^{(z)}$ and $\hat{r}_{c,lk}^{(z)}$ into (30) for \mathcal{F}_U , we have

$$\max_{e, \{\Upsilon\}, \{\mathbf{t}\}} e \quad (33a)$$

$$\text{s.t. } \hat{r}_{p,lk}^{(z)} + t_{lk} \geq \max(\lambda_{lk} \rho_{lk}^{(z)} e, r_{lk}^{th}), \quad \forall lk, \quad (33b)$$

$$\sum_k t_{lk} \leq \min(\hat{r}_{c,lk}^{(z)}), \quad \forall l, \quad (33c)$$

$$t_{lk} \geq 0, \quad \forall l, k, \quad (33d)$$

$$|v_{mn}|^2 \leq 1, \quad \forall m, n, \quad (33e)$$

which is convex and can be efficiently solved. For \mathcal{F}_U , the framework converges to a *stationary point* of (18) (or (17)), since the concave lower bounds in Lemma 4 and Corollary 1 fulfill the three conditions mentioned in [73, Section III]. We summarize our solution for (18) with \mathcal{F}_U in Algorithm I.

2) *Updating $\{\Upsilon\}$ for \mathcal{F}_I :* To update $\{\Upsilon\}$ for \mathcal{F}_I , we have an additional non-convex constraint $|v_{mn}|^2 \geq 1$ for all m and n , which can be approximated as a convex constraint by using the convex-concave procedure similar to [36, Eq. (43)] as

$$|v_{mn}|^2 \geq |v_{mn}^{(z-1)}|^2 - 2\Re\{v_{mn}^{(z-1)*}(v_{mn} - v_{mn}^{(z-1)})\} \geq 1 - \delta, \quad (34)$$

for all m, n , where $\delta > 0$. In this case, we have

$$\max_{e, \{\Upsilon\}, \{\mathbf{t}\}} e \quad (35a)$$

$$\text{s.t. } |v_{mn}^{(z-1)}|^2 - 2\Re\{v_{mn}^{(z-1)*}(v_{mn} - v_{mn}^{(z-1)})\} \geq 1 - \delta, \quad \forall m, n, \quad (35b)$$

$$(33b), (33c), (33d), (33e). \quad (35c)$$

Algorithm I Max-min weighted EE with \mathcal{F}_U .

Initialization

Set $\gamma_1, \gamma_2, t = 1, \{\mathbf{W}\} = \{\mathbf{W}^{(0)}\}$, and $\{\Upsilon\} = \{\Upsilon^{(0)}\}$

While $\left(\min_{\forall lk} e_{lk}^{(t)} - \min_{\forall lk} e_{lk}^{(t-1)} \right) / \min_{\forall lk} e_{lk}^{(t-1)} \geq \gamma_1$

Update $\{\mathbf{W}\}$ for fixed $\{\Upsilon^{(t-1)}\}$

Calculate \tilde{r}_{lk} according to Lemma 4

Calculate \tilde{e}_{lk} based on (26)

Compute $\{\mathbf{W}\}$ by solving (25), i.e., by running

While $\left(\min_{\forall lk} \tilde{e}_{lk}^{(n)} - \min_{\forall lk} \tilde{e}_{lk}^{(n-1)} \right) / \min_{\forall lk} \tilde{e}_{lk}^{(n-1)} \geq \gamma_2$

Update $\mu^{(n)}$ based on (28)

Update $\{\mathbf{W}\}$ by solving (27)

Update $\{\Upsilon\}$ for fixed $\{\mathbf{W}^{(t-1)}\}$

Derive $\hat{r}_{lk}^{(t)}$ according to Corollary 1

Calculate $\{\Upsilon^{(t)}\}$ by solving (33)

$t = t + 1$

End (While)

Return $\{\mathbf{W}^{(*)}\}$ and $\{\Upsilon^{(*)}\}$.

The problem (35) is convex, but its solution, denoted by $\{\Upsilon^{(*)}\}$, may not satisfy $|v_{mn}| = 1$ for all m, n because of the relaxation in (34). Thus, we normalize $\{\Upsilon^{(*)}\}$ as $\hat{v}_{mn} = \frac{v_{mn}^{(*)}}{|v_{mn}^{(*)}|}$ for all m, n , and update $\{\Upsilon\}$ for \mathcal{F}_I according to

$$\{\Upsilon^{(z)}\} = \begin{cases} \{\hat{\Upsilon}\} & \text{if } f_0(\{\mathbf{W}^{(z)}\}, \{\hat{\Upsilon}\}) \geq f_0(\{\mathbf{W}^{(z)}\}, \{\Upsilon^{(z-1)}\}) \\ \{\Upsilon^{(z-1)}\} & \text{otherwise,} \end{cases} \quad (36)$$

to ensure convergence by generating a *non-decreasing* sequence of $f_0(\{\mathbf{W}\}, \{\Upsilon\})$, where $f_0 = \min_{lk} \left\{ \frac{r_{lk}}{\alpha_{lk}} \right\}$ and $f_0 = \min_{lk} \left\{ \frac{e_{lk}}{\lambda_{lk}} \right\}$ when solving (17) and (18), respectively.

C. Computational Complexity Analysis

In this subsection, we estimate an approximate upper bound for the number of multiplications required by our algorithms to obtain a solution for (18) with the feasibility set \mathcal{F}_U . The computational complexity of solving (17) can be similarly approximated. In the following, we first approximate the number of multiplications required to update $\{\mathbf{W}\}$ and $\{\Upsilon\}$ in separate paragraphs.

As shown in Algorithm I, updating $\{\mathbf{W}\}$ requires solving the convex optimization problem in (26). To numerically solve such a problem, the number of Newton iterations increases proportionally with the square root of the number of its constraints [74, Chapter 11], which is equal to $L(3K + 2)$ in (26). Solving each Newton iteration has to calculate $\tilde{r}_{c,lk}$ and $\tilde{r}_{p,lk}$ for all users. The number of multiplications to compute $\tilde{r}_{p,lk}$ is approximately in the same order as that of $\tilde{r}_{c,lk}$. These surrogate rates are quadratic in $\{\mathbf{W}\}$, and to compute each approximately requires on the order of $\mathcal{O}[LKN_{BS}^2(2N_{BS} + N_u)]$ multiplications. As we employ the GDA, (26) has to be iterated to obtain the solution of (25). We set the maximum number of iterations of the GDA to J . Thus, the total number of multiplications to update $\{\mathbf{W}\}$ at each iteration of our algorithm can be approximated as $\mathcal{O}[JL^2K^2N_{BS}^2\sqrt{L(3K+2)}(2N_{BS} + N_u)]$.

To update $\{\Upsilon\}$ requires solving the convex optimization problem in (33), which has $L(2K + 1) + MN_{RIS}$ constraints.

To solve each Newton iteration, one needs to calculate $2LK$ surrogate rates and L^2K equivalent channels. The number of multiplications to compute $\hat{r}_{p,lk}$ (or $\hat{r}_{c,lk}$) in Corollary 1 is on the same order of that of $\tilde{r}_{p,lk}$ (or $\tilde{r}_{c,lk}$), which is approximately $\mathcal{O}[LKN_{BS}^2(2N_{BS} + N_u)]$. To calculate each channel, $\mathbf{H}_{lk,i}$, $\forall l, k, i$, approximately needs $MN_uN_{BS}N_{RIS}$ multiplications. Therefore, to update $\{\Upsilon\}$ approximately needs $\mathcal{O}[L^2K\sqrt{L(2K+1)} + MN_{RIS}(KN_{BS}^2(2N_{BS} + N_u) + MN_uN_{BS}N_{RIS})]$ multiplications.

IV. NUMERICAL RESULTS

In this section, we provide numerical results through Monte Carlo simulations. To this end, we consider a two-cell BC with two multiple-antenna BSs, each serving K multiple-antenna users, and one RIS in each cell as shown in [12, Fig. 2]. We assume that there is a line of sight (LoS) link between each RIS and all users as well as all the BSs. Specifically, the small-scale fading of the RIS-related links follows a Rician distribution with a Rician factor of 3. Moreover, we assume that the link between each BS and each user is non-LoS (NLoS), and follows a Rayleigh distribution. Additionally, we assume that all the users have the same priority, which means that all the users have the same weight, i.e., $\alpha_{lk} = 1$ (or $\lambda_{lk} = 1$) for all l, k . In other words, we consider the maximization of the minimum rate (or EE), which we refer to as the max-min rate (or EE). Furthermore, the power budget of the BSs is set to P . We also assume that $\epsilon_c = \epsilon_p = \epsilon/2$, where ϵ is the maximum acceptable bit error rate, and n is the packet length. The other parameters, including the large-scale fading, are selected based on [38].

To make the numerical results consistent, we define a scenario for the max-min rate numerical results, referred to as "**Scenario 1**" in which $N_{BS} = 2$, $N_u = 2$, $P = 10$ dB, $K = 3$, $L = 2$, $M = 2$, $\epsilon = 10^{-5}$, $n = 256$ bits, and $N_{RIS} = 20$. Additionally, we define "**Scenario 2**" for the max-min EE numerical results in which $N_{BS} = 2$, $N_u = 2$, $K = 3$, $P = 10$ dB, $L = 1$, $M = 1$, $\epsilon = 10^{-5}$, $n = 256$ bits, and $N_{RIS} = 20$. In the numerical results, we mainly consider the parameters from **Scenario 1/Scenario 2** for the SE/EE results, unless we explicitly mention otherwise. Obviously, if we refer to **Scenario 1** while considering the impact of a specific parameter (e.g., packet length), all the other parameters are chosen based on the values in **Scenario 1**, except the specific parameter (i.e., packet length), which varies as depicted in the corresponding figure.

Note that to the best of our knowledge, there is no work on RSMA and/or NOMA in MU-MIMO RIS-aided systems with FBL coding and supporting multiple-stream data transmission per user. Thus, we compare the performance of the proposed RSMA schemes to the scheme in [36], which uses TIN, and to the NOMA-based schemes in [24], [42], which is based on the Shannon rate. The legends in the figures are defined as:

- **RIS-RS/RIS-RS_I** (or **RIS-TIN**): The RSMA algorithms (or the TIN algorithms in [36]) conceived for MIMO RIS-aided URLLC system with $\mathcal{F}_U/\mathcal{F}_I$ (or \mathcal{F}_U).
- **No-RIS-RS** (or **No-RIS-TIN**): The RSMA design (or the TIN algorithms in [36]) for MIMO URLLC systems that do not use RIS.

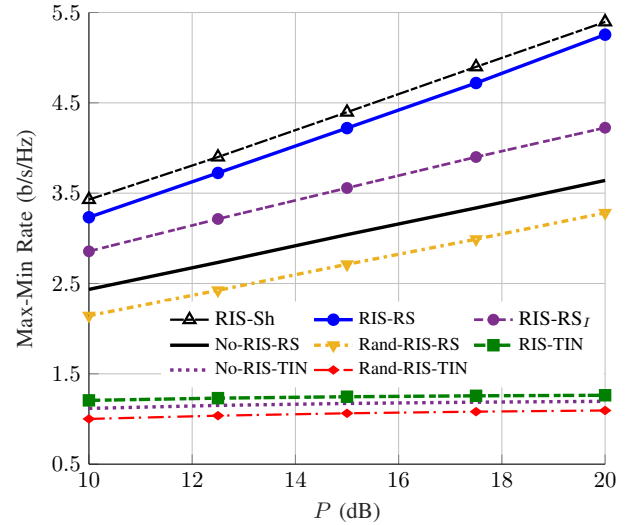


Fig. 2: Average max-min rate versus power budget at the BSs for **Scenario 1**.

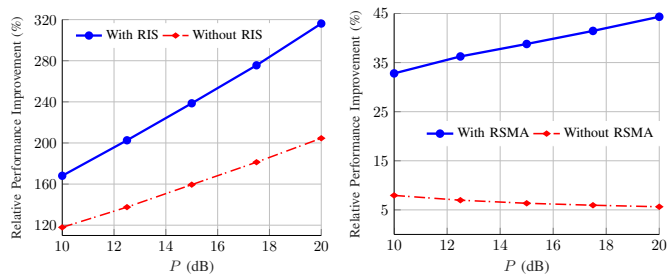
- **RIS-Rand-RS** (or **RIS-Rand-TIN**): The RSMA scheme (or the scheme with TIN in [36]) for MIMO RIS-aided URLLC systems that utilize random RIS coefficients.
- **RIS-Sh**: The RSMA algorithms for MIMO RIS-aided systems with the asymptotic Shannon rate and \mathcal{F}_U .
- **NOMA-Sh** (or **NOMA**): The NOMA-based scheme proposed in [24], [42] employing proper Gaussian signaling and perfect devices for MIMO RIS-aided systems with the Shannon (or FBL) rate and \mathcal{F}_U .

A. Maximization of the Minimum Rate

We evaluate the max-min rate of the proposed RSMA schemes in this subsection. We also examine how RSMA can influence the performance of RISs and vice versa. To this end, we investigate the impact of different system parameters like the BSs' power budget, the packet length, the reliability constraint, and the number of users per cell.

1) *Impact of power budget:* Fig. 2 depicts the average max-min rate versus the power budget at the BSs for **Scenario 1**. This may not be considered as a system of high user load, since the total number of antennas is higher than the number of users. However, the number of BS antennas is smaller than the number of users per cell. In this figure, RSMA substantially increases the average max-min rate. Indeed, the RSMA scheme for systems operating without RIS substantially outperforms the TIN scheme proposed in [36] for the RIS-aided systems. Additionally, RSMA with RIS significantly outperforms the other schemes, when the RIS elements are optimized based on our proposed scheme.

Fig. 3 shows the average max-min rate gains of utilizing RSMA and RISs versus the power budget at the BSs for **Scenario 1**. The benefits of RSMA are calculated as the percentage of improvements in the max-min rate over the SDMA schemes, which utilize TIN. Specifically, the RSMA benefits associated with (without) RIS are derived by comparing the average max-min rate of the RIS-RS (No-RIS-RS) scheme with the RIS-TIN (No-RIS-TIN) scheme. Moreover,



(a) Benefits of RSMA over SDMA. (b) Benefits of RIS over systems operating without RISs.

Fig. 3: Average max-min rate gains of utilizing RSMA and RISs versus the power budget at the BSs for **Scenario 1**.

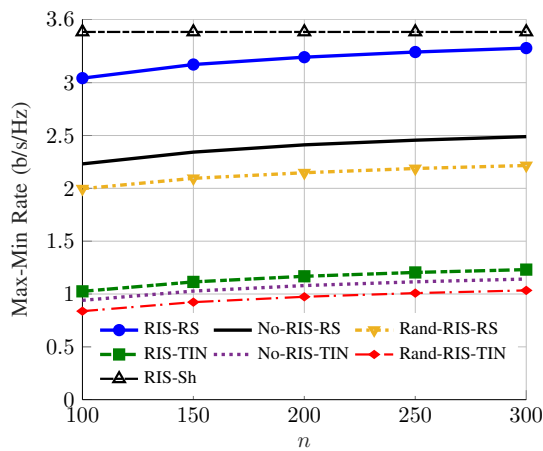
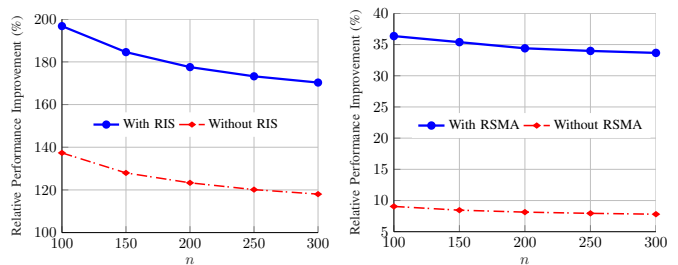


Fig. 4: Average max-min rate versus the packet length for **Scenario 1**.

the benefits of RIS with RSMA (or TIN) are obtained by comparing the max-min rate of the RIS-RS (RIS-TIN) scheme to that of the No-RIS-RS (No-RIS-TIN) scheme. Interestingly, RISs boost the RSMA gains in this example. Moreover, the gains of RSMA scale with the power budget at the BSs. This happens, since increasing the power budget may not lead to a significant rate increment, when the system is interference limited. However, when a powerful interference-management technique is used, the interference is mitigated, and hence, the interference limits performance to a lesser extent especially in the high SNR regime. This is also in line with previous results in [38], [73], [75], where it was shown that the benefits of IGS increase with the transmitters' power budget P .

Another interesting observation in Fig. 3 is that RSMA may augment the benefits of RISs. In this example, the gain with RISs for TIN is almost negligible (less than 10%). However, the RIS gain significantly increases when RSMA is employed. Additionally, the RIS gain decreases with the BS power budget when TIN is used. This is in stark contrast to the case when RSMA is employed, as described before. Note that, in this figure, $N_{RIS} = 20$, which is relatively low. It is known that the RIS gains become more significant when N_{RIS} grows.

2) *Impact of n :* Fig. 4 illustrates the average max-min rate versus the packet length for **Scenario 1**. In this example, RSMA for RIS-aided systems with optimized RIS elements



(a) Benefits of RSMA over SDMA. (b) Benefits of RIS over systems operating without RISs.

Fig. 5: Average max-min rate benefits of utilizing RSMA and RISs versus n for **Scenario 1**.

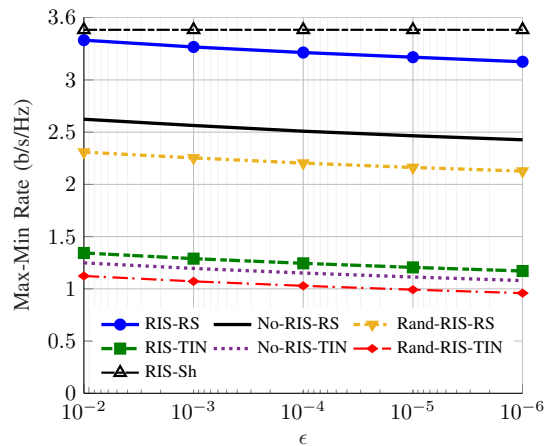
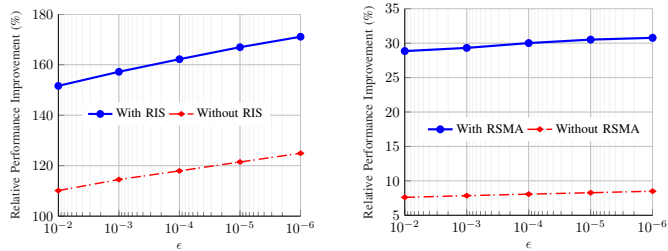


Fig. 6: Average max-min rate versus ϵ for **Scenario 1**.

substantially outperforms all the other algorithms. Moreover, RSMA provides much more significant gains compared to RISs, and all the RSMA schemes outperform the TIN schemes both with and without an RIS. Additionally, the max-min rate grows with n , and it is expected to converge to the Shannon rate in the asymptotic case.

Fig. 5 shows the average max-min rate gains of utilizing RSMA and RISs versus n for **Scenario 1**. In this example, the RISs significantly amplify the RSMA gains. Moreover, the RSMA gains are much more significant when the packets are shorter. As described in Section II-D, the latency constraint is related to the packet length, and shorter packets have to be utilized when a lower latency has to be achieved. As a result, RSMA is more beneficial in URLLC systems. We also observe that the RIS gains are less than 10% when TIN is used, but the gains considerably increase when RSMA is employed. Specifically, RSMA enhances the gains of RISs by more than a factor of 3 in this example. Furthermore, the RIS gains are reduced when n grows, which shows that RISs provide higher gains in URLLC systems.

3) *Impact of ϵ :* Fig. 6 depicts the average max-min rate versus the maximum tolerable bit error rate for **Scenario 1**. Again, RSMA substantially outperforms the TIN schemes both with and without RISs. Moreover, the proposed RSMA scheme using RISs significantly outperforms the other schemes, if the RIS elements are optimized by the proposed algorithms.



(a) Benefits of RSMA over SDMA. (b) Benefits of RIS over systems operating without RISs.

Fig. 7: Average max-min rate benefits of utilizing RSMA and RISs versus ϵ for **Scenario 1**.

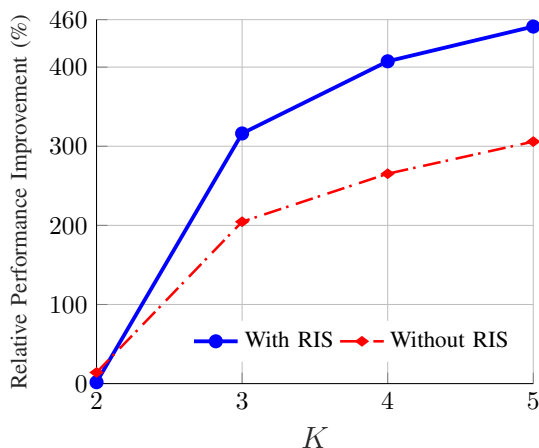


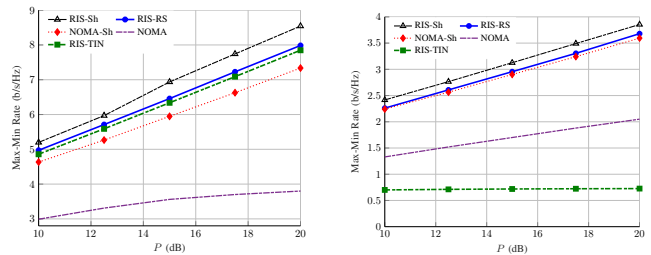
Fig. 8: Average max-min rate benefits of utilizing RSMA versus K for **Scenario 1**.

Additionally, the max-min rate increases with ϵ . This means that the lower the maximum tolerable bit error rate is, the lower the data transmission rate has to be.

Fig. 7 shows the average max-min rate benefits of utilizing RSMA and RISs versus n for **Scenario 1**. The benefits of RSMA increase with ϵ^{-1} . Thus, the lower the maximum tolerable bit error rate is, the higher improvements along with RSMA. Moreover, RISs noticeably improve the gains of RSMA. Additionally, we can observe that RSMA drastically increases the gains along with RISs. Furthermore, in this example, the gains associated with RISs slightly increase, when ϵ is reduced.

4) *Impact of K* : Fig. 8 shows the benefits of utilizing RSMA versus K for **Scenario 1**. This figure reveals that the higher the number of users is, the higher gain RSMA can provide. Indeed, the amount of interference escalates, when there are more users in the system, and an interference-management technique becomes more beneficial when the interference level is higher. Therefore, the gains achieved by RSMA increase with K .

Another interesting observation gleaned from Fig. 8 is the impact of RISs on the benefits of RSMA. When the number of BS antennas is lower than the number of users per cell, RISs increase the RSMA gains. However, when $K = N_{BS} = 2$, RISs reduce the RSMA gain and make it almost negligible. In this example, the RSMA gain for



(a) $K = 2$.

(b) $K = 4$.

Fig. 9: Average max-min rate versus the power budget at the BSs for **Scenario 1**.

$K = 2$ is around 14% without RISs, which is reduced to around 1.7% when RISs are used. Note that RISs also have interference-management capabilities in certain scenarios [29]. Hence, RISs can adequately mitigate the impact of interference when the interference is not strong. By contrast, the RIS has to be supported by more powerful interference-management techniques when the interference is strong. In this case, RISs can improve the coverage, while RSMA is responsible for interference management.

5) *Comparison with NOMA and TIN*: Fig. 9 shows the average max-min rate versus the power budget at the BSs for **Scenario 1**. Note that the NOMA-based schemes in [24], [42] consider only the Shannon rates. Hence, we provide the average results for the Shannon and FBL rates achieved by the schemes in [24], [42]. Interestingly, the TIN scheme associated with FBL coding outperforms the NOMA-based scheme with both the Shannon and FBL rates, when $K = 2$. However, when $K = 4$, the NOMA-based scheme with either FBL rates or Shannon rates noticeably outperforms the TIN scheme. As discussed in the content of Fig. 8, when $K = 2$, the interference level is low, and TIN performs very close to the RSMA scheme. However, when K increases, the interference becomes more severe, which makes TIN suboptimal. Additionally, Fig. 9 illustrates that the RSMA scheme outperforms the other schemes in both cases, i.e., $K = 2$ and $K = 4$. Since RSMA includes both TIN and SIC strategies, it can switch between these strategies, depending on the interference level. Thus, RSMA performs better than the TIN and the NOMA-based schemes. We can also observe in Fig. 9 that applying the solutions associated with the Shannon rate to the FBL rates drastically decreases the performance. Indeed, the performance gap of the schemes proposed in [24], [42] for the FBL and Shannon rates is significantly higher than the gap for the RSMA scheme that considers FBL rates. As the schemes in [24], [42] are designed for Shannon rates, their performance significantly drops by switching from the Shannon rate to the FBL rate, which shows the importance of developing resource allocation schemes considering the FBL rate.

B. Energy Efficiency Metrics

Here, we evaluate the performance of the proposed RSMA scheme in terms of the max-min EE. Moreover, we investigate how RSMA and RISs influence each other from an EE perspective. Specifically, we evaluate the impact of p_c , n , and ϵ

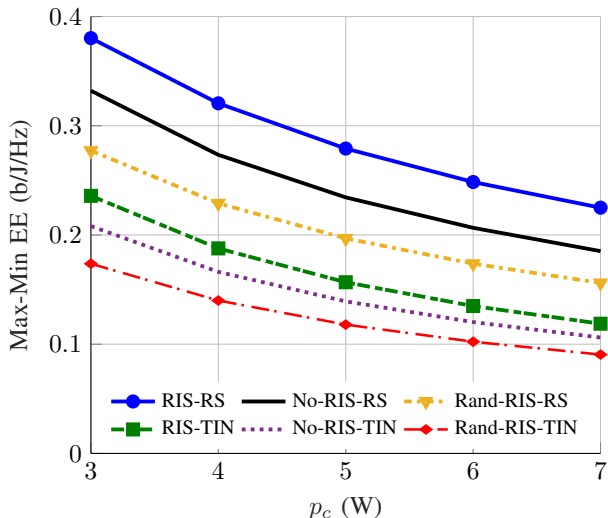
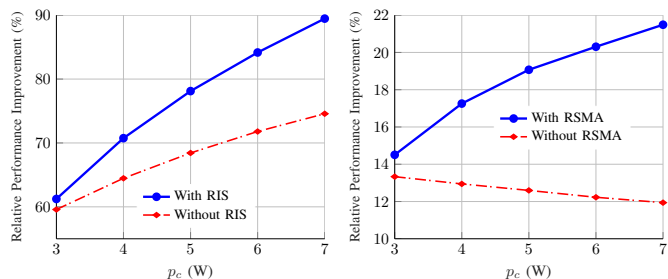


Fig. 10: Average max-min EE versus p_c for **Scenario 1**.



(a) Benefits of RSMA over SDMA. (b) Benefits of RIS over systems operating without RISs.

Fig. 11: Average EE benefits of utilizing RSMA and RISs versus p_c for **Scenario 1**.

on the performance of RSMA and RISs. In this subsection, we adopt $P = 10$ dB for all figures. Moreover, for a fair comparison between the RIS-aided systems and the systems without an RIS, we consider a lower static power for the systems operating without RISs. Specifically, we assume that 1 Watt is required to operate each RIS. Thus, $p_{c, No-RIS} = p_c - 1/K$, where p_c is the static power consumed by the system, which is defined as in (15). Even with this assumption, our results show that RISs can improve the EE, as discussed below.

1) *Impact of p_c* : We illustrate the average max-min EE versus p_c for **Scenario 1** in Fig. 10. This example reveals that each RSMA scheme significantly outperforms all the TIN schemes both with and without RIS. Moreover, an RIS can improve the performance substantially only when its coefficients are accurately optimized. Additionally, the RSMA scheme of RIS-aided systems performs the best among the schemes considered.

Fig. 11 shows the EE gains of RSMA and RISs versus p_c for **Scenario 1**. Again, in this example, we can observe that RSMA and RISs mutually enhance each other's gains. Hence, they are mutually beneficial technologies. Additionally, the gain of RSMA is much higher than the gain of RISs in this example.

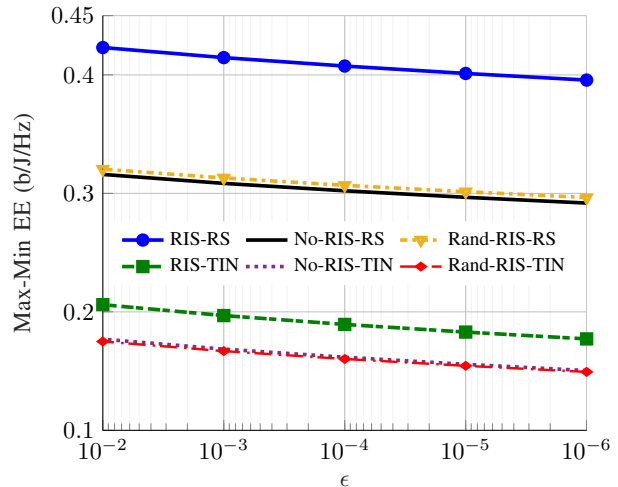
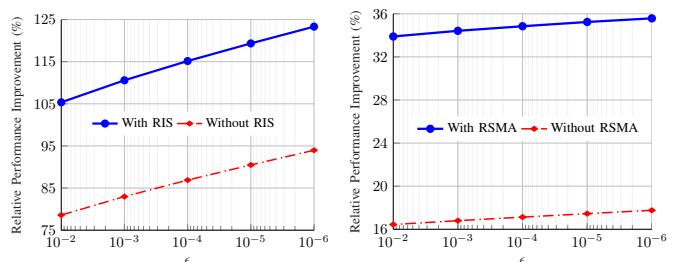


Fig. 12: Average max-min EE versus ϵ for **Scenario 2**.



(a) Benefits of RSMA over SDMA. (b) Benefits of RIS over systems operating without RISs.

Fig. 13: Average EE benefits of utilizing RSMA and RISs versus ϵ for **Scenario 2**.

2) *Impact of ϵ* : Fig. 12 illustrates the average max-min EE versus ϵ for **Scenario 2**. This figure shows that RSMA with RISs can significantly improve the EE. Moreover, similar to the other examples of this section, all the RSMA designs outperform each TIN scheme both with and without employing an RIS. Additionally, the RSMA scheme of RIS-aided systems substantially outperforms all the other schemes.

Fig. 13 shows the gains of employing RSMA and RISs in terms of the max-min EE versus ϵ for **Scenario 2**. Here, the gain along with RSMA is more significant in RIS-aided systems than in systems operating without an RIS. Moreover, the gains of RSMA and/or RISs are enhanced when ϵ is reduced. Thus, RSMA and RISs are more beneficial when highly reliable communication is needed. Additionally, we can observe that RSMA enhances the gains of RISs and vice versa, which implies again that they are mutually beneficial technologies.

3) *Impact of n* : Fig. 14 shows the average max-min EE versus the packet length in bits for **Scenario 2**. In this example, RSMA provides higher benefits compared to an RIS. Specifically, a system without an RIS using RSMA outperforms an RIS-assisted system with TIN. Additionally, an RIS only improves the performance if its coefficients are appropriately optimized.

Fig. 15 shows the benefits of employing RSMA and RISs

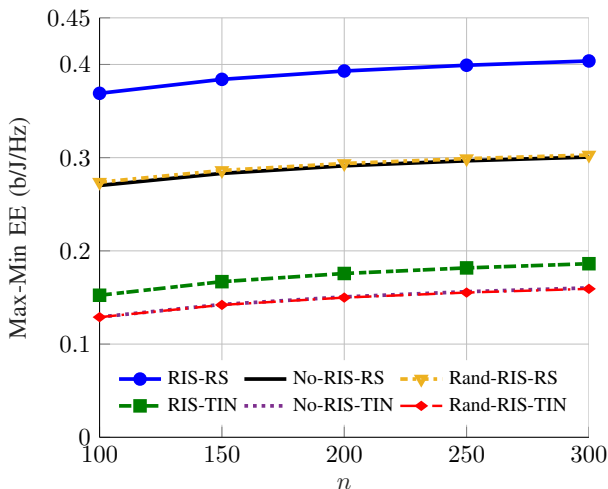
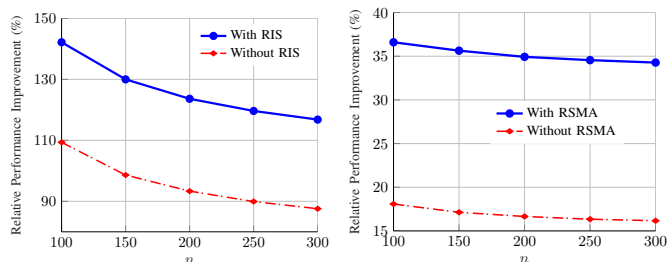


Fig. 14: Average max-min EE versus versus n for **Scenario 2**.



(a) Benefits of RSMA over SDMA. (b) Benefits of RIS over systems operating without RISs.

Fig. 15: Average EE benefits of utilizing RSMA and RISs versus n for **Scenario 2**.

in terms of the max-min EE versus n for **Scenario 2**. As it can be observed, RSMA provides higher gains in an RIS-aided system than in a system operating without RISs, and the RSMA gains are higher when the packet length is reduced. Similarly, the RIS gains increase when we use RSMA in this example, since the system is interference-limited, and an RIS alone cannot completely eliminate the interference.

V. SUMMARY AND CONCLUSIONS

This paper developed RSMA algorithms for maximizing the minimum weighted rate and/or EE of the users in a multicell RIS-aided URLLC MIMO BC. The main findings of this study are summarized below:

- RSMA and RISs substantially enhance both the SE and EE of MU-MIMO URLLC systems. The SE gains of RISs and RSMA are higher than their EE benefits, since the optimal EE usually favors a lower transmit power than the optimal SE. Moreover, the benefits of RSMA and RISs are increasing functions of the BSs transmission power.
- RISs impact the performance of RSMA differently, depending on the user load. When the number of users is higher than the number of TAs at the BSs, RISs improve the RSMA gains and vice versa. However, when the user load is low, RISs erase the RSMA gains.

- RISs and RSMA can provide higher gains when the reliability and latency constraints are more demanding. Particularly, the benefits of RSMA and RIS are enhanced when the maximum tolerable packet error rate and packet length are reduced.
- RSMA provides higher SE and EE gains than RISs when the user load is higher than one. Additionally, in the scenarios considered, RSMA always outperformed SDMA both with and without RISs.

APPENDIX A PROOF OF LEMMA 4

The rates $r_{c,lk}$ and $r_{p,lk}$ comprise a term associated with the first-order Shannon rate and a term with the channel dispersion expression. Since both rates $r_{c,lk}$ and $r_{p,lk}$ have a similar structure, we prove that the lower bound holds for $r_{c,lk}$. It is straightforward to show that (22) holds based on the proof of the lower bound in (23). To calculate the concave lower bounds, we derive a lower bound for each part separately. Specifically, we utilize Lemma 2 to compute a lower bound for the Shannon rate part as

$$\begin{aligned} \ln \left| \mathbf{I} + \mathbf{D}_{c,lk}^{-1} \mathbf{S}_{c,lk} \right| &\geq \ln \left| \mathbf{I} + \bar{\mathbf{D}}_{c,lk}^{-1} \bar{\mathbf{S}}_{c,lk} \right| - \text{Tr} \left(\bar{\mathbf{D}}_{c,lk}^{-1} \bar{\mathbf{S}}_{c,lk} \right) \\ &\quad + 2\Re \left\{ \bar{\mathbf{W}}_l^H \bar{\mathbf{H}}_{lk,l}^H \bar{\mathbf{D}}_{c,lk}^{-1} \mathbf{H}_{lk,l} \mathbf{W}_l \right\} \\ &\quad - \text{Tr} \left(\left(\bar{\mathbf{D}}_{c,lk}^{-1} - (\bar{\mathbf{S}}_{c,lk} + \bar{\mathbf{D}}_{c,lk}^{-1})^{-1} \right) (\bar{\mathbf{H}}_{lk,l} \mathbf{W}_l \mathbf{W}_l^H \bar{\mathbf{H}}_{lk,l}^H + \mathbf{D}_{c,lk}) \right). \end{aligned} \quad (37)$$

The part of $r_{c,lk}$, which is related to the channel dispersion term, is $-Q^{-1}(\epsilon_c) \sqrt{\frac{\zeta_{c,lk}}{n}}$, where $\zeta_{c,lk} = 2\text{Tr}(\mathbf{S}_{c,lk}(\mathbf{S}_{c,lk} + \mathbf{D}_{c,lk})^{-1})$ is the channel dispersion for decoding the common message at \mathbf{U}_{lk} , and ϵ_c and n are constant. Thus, deriving a concave lower bound for $-Q^{-1}(\epsilon_c) \sqrt{\frac{\zeta_{c,lk}}{n}}$ is equivalent to finding a convex upper bound for $\sqrt{\zeta_{c,lk}}$. To obtain a convex upper bound for $\sqrt{\zeta_{c,lk}}$, we first employ the inequality below:

$$\sqrt{\zeta_{c,lk}} \leq \frac{\sqrt{\bar{\zeta}_{c,lk}}}{2} + \frac{\zeta_{c,lk}}{2\sqrt{\bar{\zeta}_{c,lk}}}, \quad (38)$$

where $\bar{\zeta}_{c,lk}$ is defined as in Lemma 4. Unfortunately, $\zeta_{c,lk}$ is not a convex function, but we can derive a convex upper bound for $\zeta_{c,lk}$ upon utilizing the bound in Lemma 3. To this end, we rewrite $\zeta_{c,lk}$ as

$$\zeta_{c,lk} = 2\text{Tr} \left(\mathbf{I} - \mathbf{D}_{c,lk} (\mathbf{S}_{c,lk} + \mathbf{D}_{c,lk})^{-1} \right). \quad (39)$$

Now, we want to obtain a concave lower bound for $\text{Tr}(\mathbf{D}_{c,lk}(\mathbf{S}_{c,lk} + \mathbf{D}_{c,lk})^{-1})$, which can be derived by utilizing Lemma 3 as

$$\begin{aligned} \text{Tr} \left(\mathbf{D}_{c,lk} (\mathbf{S}_{c,lk} + \mathbf{D}_{c,lk})^{-1} \right) &\geq \\ &2 \sum_{ij} \Re \left\{ \text{Tr} \left((\bar{\mathbf{S}}_{c,lk} + \bar{\mathbf{D}}_{c,lk})^{-1} \bar{\mathbf{H}}_{lk,i} \bar{\mathbf{W}}_{ij} \mathbf{W}_{ij}^H \bar{\mathbf{H}}_{lk,i}^H \right) \right\} \\ &+ 2 \sum_{i \neq l} \Re \left\{ \text{Tr} \left((\bar{\mathbf{S}}_{c,lk} + \bar{\mathbf{D}}_{c,lk})^{-1} \bar{\mathbf{H}}_{lk,i} \bar{\mathbf{W}}_i \mathbf{W}_i^H \bar{\mathbf{H}}_{lk,i}^H \right) \right\} \end{aligned}$$

$$-\text{Tr}[(\bar{\mathbf{S}}_{c,lk} + \bar{\mathbf{D}}_{c,lk})^{-1} \bar{\mathbf{D}}_{c,lk} (\bar{\mathbf{S}}_{c,lk} + \bar{\mathbf{D}}_{c,lk})^{-1} (\mathbf{S}_{c,lk} + \mathbf{D}_{c,lk})]. \quad (40)$$

From (38), (39), and (40), we have

$$\begin{aligned} & -Q^{-1}(\epsilon_c) \sqrt{\frac{\zeta_{c,lk}}{n}} \geq -Q^{-1}(\epsilon_c) \sqrt{\frac{\bar{\zeta}_{c,lk}}{4n}} - Q^{-1}(\epsilon_c) \frac{\text{Tr}(\mathbf{I})}{\sqrt{n\bar{\zeta}_{c,lk}}} \\ & + \frac{2Q^{-1}(\epsilon_c)}{\sqrt{n\bar{\zeta}_{c,lk}}} \sum_{ij} \Re\{\text{Tr}((\bar{\mathbf{S}}_{c,lk} + \bar{\mathbf{D}}_{c,lk})^{-1} \bar{\mathbf{H}}_{lk,i} \bar{\mathbf{W}}_{ij} \mathbf{W}_{ij}^H \bar{\mathbf{H}}_{lk,i}^H)\} \\ & + \frac{2Q^{-1}(\epsilon_c)}{\sqrt{n\bar{\zeta}_{c,lk}}} \sum_{i \neq l} \Re\{\text{Tr}((\bar{\mathbf{S}}_{c,lk} + \bar{\mathbf{D}}_{c,lk})^{-1} \bar{\mathbf{H}}_{lk,i} \bar{\mathbf{W}}_i \mathbf{W}_i^H \bar{\mathbf{H}}_{lk,i}^H)\} \\ & - \frac{Q^{-1}(\epsilon_c)}{\sqrt{n\bar{\zeta}_{c,lk}}} \text{Tr}[(\bar{\mathbf{S}}_{c,lk} + \bar{\mathbf{D}}_{c,lk})^{-1} \bar{\mathbf{D}}_{c,lk} (\bar{\mathbf{S}}_{c,lk} + \bar{\mathbf{D}}_{c,lk})^{-1} \\ & \quad \times (\mathbf{S}_{c,lk} + \mathbf{D}_{c,lk})]. \quad (41) \end{aligned}$$

Upon using (37) and (41), we can readily obtain (23).

REFERENCES

- [1] C.-X. Wang *et al.*, "On the road to 6G: Visions, requirements, key technologies and testbeds," *IEEE Commun. Surv. Tutor.*, vol. 25, no. 2, pp. 905–974, 2023.
- [2] T. Gong *et al.*, "Holographic MIMO communications: Theoretical foundations, enabling technologies, and future directions," *IEEE Commun. Surv. Tutor.*, vol. 26, no. 1, pp. 196–257, 2024.
- [3] Y. Mao, O. Dizdar, B. Clerckx, R. Schober, P. Popovski, and H. V. Poor, "Rate-splitting multiple access: Fundamentals, survey, and future research trends," *IEEE Commun. Surv. Tutor.*, vol. 24, no. 4, pp. 2073–2126, 2022.
- [4] Q. Wu, S. Zhang, B. Zheng, C. You, and R. Zhang, "Intelligent reflecting surface aided wireless communications: A tutorial," *IEEE Trans. Commun.*, vol. 69, no. 5, pp. 3313–3351, 2021.
- [5] M. Di Renzo, A. Zappone, M. Debbah, M.-S. Alouini, C. Yuen, J. De Rosny, and S. Tretyakov, "Smart radio environments empowered by reconfigurable intelligent surfaces: How it works, state of research, and the road ahead," *IEEE J. Sel. Areas Commun.*, vol. 38, no. 11, pp. 2450–2525, 2020.
- [6] C. Geng, N. Naderializadeh, A. S. Avestimehr, and S. A. Jafar, "On the optimality of treating interference as noise," *IEEE Trans. Inf. Theory*, vol. 61, no. 4, pp. 1753–1767, 2015.
- [7] V. S. Annapureddy and V. V. Veeravalli, "Gaussian interference networks: Sum capacity in the low-interference regime and new outer bounds on the capacity region," *IEEE Trans. Inf. Theory*, vol. 55, no. 7, pp. 3032–3050, 2009.
- [8] H. Sato, "The capacity of the Gaussian interference channel under strong interference (corresp.)," *IEEE Trans. Inf. Theory*, vol. 27, no. 6, pp. 786–788, 1981.
- [9] B. Clerckx, H. Joudeh, C. Hao, M. Dai, and B. Rassouli, "Rate splitting for MIMO wireless networks: A promising PHY-layer strategy for LTE evolution," *IEEE Commun. Mag.*, vol. 54, no. 5, pp. 98–105, 2016.
- [10] A. Mishra, Y. Mao, O. Dizdar, and B. Clerckx, "Rate-splitting multiple access for downlink multiuser MIMO: Precoder optimization and PHY-layer design," *IEEE Trans. Commun.*, vol. 70, no. 2, pp. 874–890, 2022.
- [11] H. Joudeh and B. Clerckx, "Sum-rate maximization for linearly precoded downlink multiuser MISO systems with partial CSIT: A rate-splitting approach," *IEEE Trans. Commun.*, vol. 64, no. 11, pp. 4847–4861, 2016.
- [12] M. Soleymani, I. Santamaria, and E. Jorswieck, "Rate splitting in MIMO RIS-assisted systems with hardware impairments and improper signaling," *IEEE Trans. Veh. Technol.*, vol. 72, no. 4, pp. 4580–4597, April 2023.
- [13] G. Zhou, Y. Mao, and B. Clerckx, "Rate-splitting multiple access for multi-antenna downlink communication systems: Spectral and energy efficiency tradeoff," *IEEE Trans. Wireless Commun.*, vol. 21, no. 7, pp. 4816–4828, 2021.
- [14] Y. Mao, E. Piovano, and B. Clerckx, "Rate-splitting multiple access for overloaded cellular internet of things," *IEEE Trans. Commun.*, vol. 69, no. 7, pp. 4504–4519, 2021.
- [15] O. Dizdar, Y. Mao, and B. Clerckx, "Rate-splitting multiple access to mitigate the curse of mobility in (massive) MIMO networks," *IEEE Trans. Commun.*, vol. 69, no. 10, pp. 6765–6780, 2021.
- [16] M. Soleymani, I. Santamaria, and E. Jorswieck, "Rate region of MIMO RIS-assisted broadcast channels with rate splitting and improper signaling," *WSA 2023; 26th International ITG Workshop on Smart Antennas*, 2023.
- [17] Z. Li, C. Ye, Y. Cui, S. Yang, and S. Shamai, "Rate splitting for multi-antenna downlink: Precoder design and practical implementation," *IEEE J. Sel. Areas Commun.*, vol. 38, no. 8, pp. 1910–1924, 2020.
- [18] A. R. Flores, R. C. De Lamare, and B. Clerckx, "Tomlinson-Harashima precoded rate-splitting with stream combiners for MU-MIMO systems," *IEEE Trans. Commun.*, vol. 69, no. 6, pp. 3833–3845, 2021.
- [19] M. Soleymani, I. Santamaria, and E. Jorswieck, "Energy-efficient rate splitting for MIMO STAR-RIS-assisted broadcast channels with IQ imbalance," *Proc. IEEE Eu. Signal Process. Conf. (EUSIPCO)*, pp. 1504–1508, 2023.
- [20] Y. Mao, B. Clerckx, and V. O. Li, "Rate-splitting multiple access for downlink communication systems: Bridging, generalizing, and outperforming SDMA and NOMA," *EURASIP J. Wirel. Commun. Netw.*, vol. 2018, pp. 1–54, 2018.
- [21] C. Huang, A. Zappone, G. C. Alexandropoulos, M. Debbah, and C. Yuen, "Reconfigurable intelligent surfaces for energy efficiency in wireless communication," *IEEE Trans. Wireless Commun.*, vol. 18, no. 8, pp. 4157–4170, 2019.
- [22] Q. Wu and R. Zhang, "Intelligent reflecting surface enhanced wireless network via joint active and passive beamforming," *IEEE Trans. Wireless Commun.*, vol. 18, no. 11, pp. 5394–5409, 2019.
- [23] M. Soleymani, I. Santamaria, E. Jorswieck, M. Di Renzo, and J. Gutierrez, "Energy efficiency comparison of RIS architectures in MISO broadcast channels," in *Int. Workshop Signal Process. Adv. Wireless Commun. (SPAWC)*. IEEE, 2024, pp. 701–705.
- [24] M. Soleymani, I. Santamaria, E. Jorswieck, and S. Rezvani, "NOMA-based improper signaling for multicell MISO RIS-assisted broadcast channels," *IEEE Trans. Signal Process.*, vol. 71, pp. 963–978, March 2023.
- [25] M. Jiang, Y. Li, G. Zhang, and M. Cui, "Achievable rate region maximization in intelligent reflecting surfaces-assisted interference channel," *IEEE Trans. Veh. Technol.*, vol. 70, no. 12, pp. 13406–13412, 2021.
- [26] A. H. A. Bafghi, V. Jamali, M. Nasiri-Kenari, and R. Schober, "Degrees of freedom of the K-user interference channel assisted by active and passive IRSs," *IEEE Trans. Commun.*, vol. 70, no. 5, pp. 3063–3080, 2022.
- [27] X. Xu, H. Ren, J. Bao, W.-P. Zhu, and Z. Liu, "An enhanced interference alignment strategy with MIL criterion and RCG algorithm for IRS-assisted multiuser MIMO," *IEEE Commun. Lett.*, vol. 27, no. 3, pp. 1001–1005, 2023.
- [28] W. Liu, A. Li, Y. Xu, Z. Zhang, Y. Zhang, and B. Jiang, "RIS-aided interference subspace alignment for K-user MIMO interference networks," *IEEE Commun. Lett.*, vol. 28, no. 8, pp. 1919–1923, 2024.
- [29] I. Santamaria, M. Soleymani, E. Jorswieck, and J. Gutierrez, "Interference leakage minimization in RIS-assisted MIMO interference channels," *Proc. IEEE Int. Conf. on Acoust., Speech and Signal Processing (ICASSP)*, 2023.
- [30] W. Huang, Y. Zeng, and Y. Huang, "Achievable rate region of MISO interference channel aided by intelligent reflecting surface," *IEEE Trans. Veh. Technol.*, vol. 69, no. 12, pp. 16264–16269, 2020.
- [31] L. You, J. Xiong, Y. Huang, D. W. K. Ng, C. Pan, W. Wang, and X. Gao, "Reconfigurable intelligent surfaces-assisted multiuser MIMO uplink transmission with partial CSI," *IEEE Trans. Wireless Commun.*, vol. 20, no. 9, pp. 5613–5627, 2021.
- [32] R. K. Fotock, A. Zappone, and M. Di Renzo, "Energy efficiency optimization in RIS-aided wireless networks: Active versus nearly-passive RIS with global reflection constraints," *IEEE Trans. Commun.*, vol. 72, no. 1, pp. 257–272, 2024.
- [33] L. Zhang, Y. Wang, W. Tao, Z. Jia, T. Song, and C. Pan, "Intelligent reflecting surface aided MIMO cognitive radio systems," *IEEE Trans. Veh. Technol.*, vol. 69, no. 10, pp. 11445–11457, 2020.
- [34] M. Soleymani, I. Santamaria, E. Jorswieck, and B. Clerckx, "Optimization of rate-splitting multiple access in beyond diagonal RIS-assisted URLLC systems," *IEEE Trans. Wireless Commun.*, vol. 23, no. 5, pp. 5063–5078, 2024.
- [35] M. Soleymani, I. Santamaria, and E. Jorswieck, "Spectral and energy efficiency maximization of MISO STAR-RIS-assisted URLLC systems," *IEEE Access*, vol. 11, pp. 70833–70852, 2023.

- [36] M. Soleymani, I. Santamaria, E. Jorswieck, R. Schober, and L. Hanzo, "Optimization of the downlink spectral- and energy-efficiency of RIS-aided multi-user URLLC MIMO systems," *IEEE Trans. Commun.*, 2024.
- [37] J. Fang, C. Zhang, Q. Wu, and A. Li, "Improper Gaussian signaling for IRS assisted multiuser SWIPT systems with hardware impairments," *IEEE Trans. Veh. Technol.*, vol. 72, no. 10, pp. 13 024–13 038, 2023.
- [38] M. Soleymani, I. Santamaria, and P. J. Schreier, "Improper signaling for multicell MIMO RIS-assisted broadcast channels with I/Q imbalance," *IEEE Trans. Green Commun. Netw.*, vol. 6, no. 2, pp. 723–738, 2022.
- [39] H. Yu, H. D. Tuan, E. Dutkiewicz, H. V. Poor, and L. Hanzo, "Maximizing the geometric mean of user-rates to improve rate-fairness: Proper vs. improper Gaussian signaling," *IEEE Transactions on Wireless Communications*, vol. 21, no. 1, pp. 295–309, 2022.
- [40] L. Liu, B. Li, W. Wu, H. Wang, and R. Song, "Optimization for multicell NOMA systems assisted by multi-RIS with inter-RIS reflection," *IEEE Commun. Lett.*, vol. 28, no. 1, pp. 123–127, 2024.
- [41] J. Li, Z. Song, T. Hou, J. Gao, A. Li, and Z. Tang, "An RIS-aided interference mitigation based design for MIMO-NOMA in cellular networks," *IEEE Trans. Green Commun. Netw.*, vol. 8, no. 1, pp. 317–329, 2024.
- [42] M. Soleymani, I. Santamaria, and E. Jorswieck, "NOMA-based improper signaling for MIMO STAR-RIS-assisted broadcast channels with hardware impairments," *IEEE Global Commun. Conf. (GLOBECOM)*, pp. 673–678, 2023.
- [43] M. Katwe, K. Singh, B. Clerckx, and C.-P. Li, "Rate splitting multiple access for sum-rate maximization in IRS aided uplink communications," *IEEE Trans. Wireless Commun.*, vol. 22, no. 4, pp. 2246–2261, 2023.
- [44] H. Niu, Z. Lin, K. An, J. Wang, G. Zheng, N. Al-Dhahir, and K.-K. Wong, "Active RIS assisted rate-splitting multiple access network: Spectral and energy efficiency tradeoff," *IEEE J. Sel. Areas Commun.*, vol. 41, no. 5, pp. 1452–1467, 2023.
- [45] T. Zhang and S. Mao, "Joint beamforming design in reconfigurable intelligent surface-assisted rate splitting networks," *EEE Trans. Wireless Commun.*, vol. 23, no. 1, pp. 263–275, 2024.
- [46] Y. Wang, V. W. Wong, and J. Wang, "Flexible rate-splitting multiple access with finite blocklength," *IEEE J. Sel. Areas Commun.*, vol. 41, no. 5, pp. 1398–1412, May 2023.
- [47] Y. Xu, Y. Mao, O. Dizdar, and B. Clerckx, "Max-min fairness of rate-splitting multiple access with finite blocklength communications," *IEEE Trans. Veh. Technol.*, vol. 72, no. 5, pp. 6816–6821, 2023.
- [48] —, "Rate-splitting multiple access with finite blocklength for short-packet and low-latency downlink communications," *IEEE Trans. Veh. Technol.*, 2022.
- [49] S. K. Singh, K. Agrawal, K. Singh, B. Clerckx, and C.-P. Li, "RSMA for hybrid RIS-UAV-aided full-duplex communications with finite blocklength codes under imperfect SIC," *IEEE Trans. Wireless Commun.*, vol. 22, no. 9, pp. 5957–5975, 2023.
- [50] M. Katwe, K. Singh, B. Clerckx, and C.-P. Li, "Rate splitting multiple access for energy efficient RIS-aided multi-user short-packet communications," in *IEEE Globecom Workshops (GC Wkshps)*. IEEE, 2022, pp. 644–649.
- [51] S. Dhok and P. K. Sharma, "Rate-splitting multiple access with STAR RIS over spatially-correlated channels," *IEEE Trans. Commun.*, vol. 70, no. 10, pp. 6410–6424, 2022.
- [52] S. Pala, M. Katwe, K. Singh, B. Clerckx, and C.-P. Li, "Spectral-efficient RIS-aided RSMA URLLC: Toward mobile broadband reliable low latency communication (mBRLLC) system," *IEEE Trans. Wireless Commun.*, vol. 23, no. 4, pp. 3507–3524, 2024.
- [53] M. V. Katwe, R. Deshpande, K. Singh, M.-L. Ku, and B. Clerckx, "RSMA-enabled aerial RIS-aided MU-MIMO system for improved spectral-efficient URLLC," *IEEE Trans. Veh. Technol.*, 2024.
- [54] E. Jorswieck, M. Soleymani, I. Santamaria, and J. Gutiérrez, "URLLC networks enabled by STAR-RIS, rate splitting, and multiple antennas," in *Accepted at IEEE International Conference on Mobile and Miniaturized Terahertz Systems (ICMMTS 2025)*. IEEE, 2025.
- [55] J. Scarlett, V. Y. Tan, and G. Durisi, "The dispersion of nearest-neighbor decoding for additive non-Gaussian channels," *IEEE Trans. Inf. Theory*, vol. 63, no. 1, pp. 81–92, 2016.
- [56] C. Pan, H. Ren, K. Wang, W. Xu, M. ElKashlan, A. Nallanathan, and L. Hanzo, "Multicell MIMO communications relying on intelligent reflecting surfaces," *IEEE Trans. Wireless Commun.*, vol. 19, no. 8, pp. 5218–5233, 2020.
- [57] A. A. Nasir, H. D. Tuan, H. H. Nguyen, M. Debbah, and H. V. Poor, "Resource allocation and beamforming design in the short blocklength regime for URLLC," *IEEE Trans. on Wireless Commun.*, vol. 20, no. 2, pp. 1321–1335, Feb. 2020.
- [58] S. Pala, K. Singh, M. Katwe, and C.-P. Li, "Joint optimization of URLLC parameters and beamforming design for multi-RIS-aided MU-MISO URLLC system," *IEEE Wireless Commun. Lett.*, vol. 12, no. 1, pp. 148–152, 2022.
- [59] W. R. Ghanem, V. Jamali, Y. Sun, and R. Schober, "Resource allocation for multi-user downlink MISO OFDMA-URLLC systems," *IEEE Trans. Commun.*, vol. 68, no. 11, pp. 7184–7200, Nov. 2020.
- [60] Y. Polyanskiy, *Channel coding: Non-asymptotic fundamental limits*. Princeton University, 2010.
- [61] Y. Polyanskiy, H. V. Poor, and S. Verdú, "Channel coding rate in the finite blocklength regime," *IEEE Trans. Inf. Theory*, vol. 56, no. 5, pp. 2307–2359, 2010.
- [62] B. Clerckx, Y. Mao, R. Schober, and H. V. Poor, "Rate-splitting unifying SDMA, OMA, NOMA, and multicasting in MISO broadcast channel: A simple two-user rate analysis," *IEEE Wireless Commun. Lett.*, vol. 9, no. 3, pp. 349–353, 2019.
- [63] A. Zappone and E. Jorswieck, "Energy efficiency in wireless networks via fractional programming theory," *Found Trends in Commun. Inf. Theory*, vol. 11, no. 3-4, pp. 185–396, 2015.
- [64] B. Liu, P. Zhu, J. Li, D. Wang, and X. You, "Energy-efficient optimization in distributed massive MIMO systems for slicing eMBB and URLLC services," *IEEE Trans. Veh. Technol.*, vol. 72, no. 8, pp. 10 473–10 487, 2023.
- [65] S. He, Z. An, J. Zhu, J. Zhang, Y. Huang, and Y. Zhang, "Beamforming design for multiuser uRLLC with finite blocklength transmission," *IEEE Trans. Wireless Commun.*, vol. 20, no. 12, pp. 8096–8109, Dec. 2021.
- [66] Y. Zeng, C. M. Yetis, E. Gunawan, Y. L. Guan, and R. Zhang, "Transmit optimization with improper Gaussian signaling for interference channels," *IEEE Trans. Signal Process.*, vol. 61, no. 11, pp. 2899–2913, 2013.
- [67] R. Zhang and S. Cui, "Cooperative interference management with MISO beamforming," *IEEE Trans. Signal Process.*, vol. 58, no. 10, pp. 5450–5458, 2010.
- [68] M. Soleymani, C. Lameiro, I. Santamaria, and P. J. Schreier, "Energy-Efficient improper signaling for K -User interference channels," in *Proc. IEEE Eu. Signal Process. Conf. (EUSIPCO)*, 2019, pp. 1–5.
- [69] S. Buzzi, I. Chih-Lin, T. E. Klein, H. V. Poor, C. Yang, and A. Zappone, "A survey of energy-efficient techniques for 5G networks and challenges ahead," *IEEE J. Sel. Areas Commun.*, vol. 34, no. 4, pp. 697–709, 2016.
- [70] M. Soleymani, I. Santamaria, B. Maham, and P. J. Schreier, "Rate region of the K -user MIMO interference channel with imperfect transmitters," in *Proc. IEEE Eu. Signal Process. Conf. (EUSIPCO)*, 2020, pp. 1–5.
- [71] W. Zhu, H. Tuan, E. Dutkiewicz, H. Poor, and L. Hanzo, "Max-min rate optimization of low-complexity hybrid multi-user beamforming maintaining rate-fairness," *IEEE Trans. Wireless Commun.*, 2023.
- [72] M. Grant and S. Boyd, "CVX: Matlab software for disciplined convex programming, version 2.1," 2014.
- [73] M. Soleymani, I. Santamaria, and P. J. Schreier, "Improper Gaussian signaling for the K -user MIMO interference channels with hardware impairments," *IEEE Trans. Veh. Technol.*, vol. 69, no. 10, pp. 11 632–11 645, 2020.
- [74] S. Boyd and L. Vandenberghe, *Convex Optimization*. Cambridge University Press, 2004.
- [75] M. Soleymani, C. Lameiro, I. Santamaria, and P. J. Schreier, "Improper signaling for SISO two-user interference channels with additive asymmetric hardware distortion," *IEEE Trans. Commun.*, vol. 67, no. 12, pp. 8624–8638, 2019.