

# Advancing Mathematical Epidemiology and Chemical Reaction Network Theory via Synergies Between Them

Florin Avram<sup>1</sup>, Rim Adenane<sup>2</sup>, Mircea Neagu<sup>3</sup>,

November 5, 2024

<sup>1</sup> Laboratoire de Mathématiques Appliquées, Université de Pau, 64000, Pau, France; avramf3@gmail.com

<sup>2</sup> Laboratoire des Equations aux dérivées partielles, Algèbre et Géométrie spectrales, département des Mathématiques, Université Ibn-Tofail, 14000, Kenitra, Maroc; rim.adenane@uit.ac.ma

<sup>3</sup> Transilvania University of Braşov, Department of Mathematics and Computer Science, 500091, Braşov, Romania; mircea.neagu@unitbv.ro

## Abstract

Our paper reviews some key concepts in chemical reaction network theory and mathematical epidemiology, and examines their intersection, with three goals. The first is to make the case that mathematical epidemiology (ME), and also related sciences like population dynamics, virology, ecology, etc., could benefit by adopting the universal language of essentially non-negative kinetic systems as developed by chemical reaction network (CRN) researchers. In this direction, our investigation of the relations between CRN and ME lead us to propose for the first time a definition of ME models, stated in Open Problem 1. Our second goal is to inform researchers outside ME of the convenient next generation matrix (NGM) approach for studying the stability of boundary points, which do not seem sufficiently well known. Last but not least, we want to help students and researchers who know nothing about either ME or CRN to learn them quickly, by offering them a Mathematica package “bootcamp”, located at [https://github.com/adhalanay/epidemiology\\_crns](https://github.com/adhalanay/epidemiology_crns), including illustrating notebooks (and certain sections below will contain associated suggested notebooks; however, readers with experience may safely skip the bootcamp). We hope that the files indicated in the titles of various sections will be helpful, though of course improvement is always possible, and we ask the help of the readers for that.

**Keywords:** Mathematical Epidemiology; essentially non-negative ODE systems; chemical reaction networks; symbolic computation; algebraic biology.

## Contents

<b>1</b>	<b>Introduction</b>	<b>2</b>
1.1	Motivation . . . . .	2
1.2	A Short History of Mathematical Epidemiology . . . . .	2
1.3	The Stoichiometric Matrix for CRN Representation of a SIRS Model: SIRSclosed.nb . . . . .	3
1.4	Polynomial ODEs, Essential Non-Negativity and Mass-Action Representation . . . . .	4
1.5	Essentially Non-Negative Kinetic Systems . . . . .	4
1.6	The Traditional Reactions Representation of CRN Theory, and the Feinberg–Horn–Jackson (FHJ) Graph: SIRS.nb . . . . .	4
1.7	Three Crucial Differences Between Mathematical Epidemiology and Chemical Reaction Network Models . . . . .	7
1.8	First Fundamentals of CRNT: Complex Balancedness, Deficiency Theorems, and Toricity Conditions—CoxTcell.nb, CoxWegscheider.nb, CoxFeinberg.nb . . . . .	7
1.9	Some Recent Interactions Between CRN and ME Methods . . . . .	10
1.10	Can CRN Software Solve ME Problems? . . . . .	10
1.11	Contents . . . . .	11

arXiv:2411.00488v2 [math.DS] 4 Nov 2024

<b>2</b>	<b>A Revisit of Some Key Concepts in Mathematical Epidemiology: The Disease-Free Equilibrium, the Next Generation Matrix, the Basic Reproduction Number <math>R_0</math>, and the Diekmann Kernel</b>	<b>11</b>
2.1	An Example: The SAIR/ $SI^2R$ /SEIR Epidemic Model: SAIRS.nb . . . . .	11
2.2	The Next Generation Matrix Approach . . . . .	13
2.3	SIR-PH-FA Models . . . . .	14
2.4	Markovian Semi-Groups Associated to SIR-PH-FA Epidemic Models with One Susceptible Class and next generation matrix of Rank One: Their “Age of Infection Diekmann Kernel”, and an Explicit $\mathcal{R}$ Formula for Their Replacement Number . . . . .	16
2.5	Explicit Computations for Two Examples of SIR-PH-FA Models: SAIRS.nb, SLIAR.nb . . . . .	18
2.6	SIR-PH-FA Meets ACR: EnvZ.nb . . . . .	20
<b>3</b>	<b>Further Fundamentals of CRNT: The Euclidean FHJ Graph, Network Translation GMAKs, and ACR Results; The (4,5,3,2) MAK ( [TJ18], (1) ): Tonello.nb</b>	<b>22</b>
3.1	Finding Weakly Reversible and Zero Deficiency (WR-ZD/ $WR_0$ ) Representations of an ODE, Using TowardZ [HHKK23] . . . . .	23
<b>4</b>	<b>Discussion: Can (Generalized) Chemical Reaction Network Methods Help in Solving Mathematical Epidemiology Problems, and Vice Versa?</b>	<b>24</b>
<b>5</b>	<b>A Brief Tour of Some Relevant Facts from the Theory of “Continuous Time Pure Jump Markov Chains” (CTMC)</b>	<b>25</b>
5.1	An Approximate “Stochastic SIR Infection Process” on the infected compartment . . . . .	25
5.2	A Review of the Times of Absorption of Finite-State Continuous-Time Markov Chains . . . . .	25
5.3	The CRN representation yields a Hamiltonian representation of the expected time spent along “escape paths” of stochastic CTMC processes . . . . .	26

## 1 Introduction

### 1.1 Motivation

Dynamical systems are very important in the “sister sciences” of mathematical epidemiology (ME), virology, ecology, population dynamics, chemical reaction network (CRN) theory, and other related domains. They may have very complex behaviors, including in two dimensions (as illustrated by Hilbert’s 16th problem, for example).

It has long been noted, however, that the natural restriction to essentially non-negative (i.e., positivity preserving) “mass-action kinetics” leads often to results which are surprisingly simple, despite high-dimensionality (see for example Gunawardena [Gun03]). This has motivated several researchers, already long ago, to propose turning chemical reaction networks theory (CRNT) (which grew out of mass-action polynomial kinetics theory) into a unified tool for studying all applied disciplines involving essentially non-negative dynamical systems.

There are not many sources which have attempted to develop a unified view point of essentially non-negative systems. For one exception, see the book [HCH10], and recent papers which might be associated to the new unifying banner of “algebraic biology”—see, for example [PS05,MY20,TF21].

Unfortunately, the opposite of unification is also happening. The sister sciences seem to be growing further and further apart, due to their focus on particular examples, to the point that a suspicious reader might ask themselves whether sometimes they might not be studying the same system under different names, without being aware of each other’s results.

One striking example of this is the fundamental equivalence of mass-action polynomial kinetics to the “absence of negative cross-terms”, already discovered by Vera Hárs and János Tóth [HT81], which seems unknown outside chemical reaction network theory, and it has been reproved in particular examples an uncountable number of times.

We will start now our campaign for unification by short introductions to ME and CRN.

### 1.2 A Short History of Mathematical Epidemiology

The role of the father of epidemiology has been assigned by [W68] to the Greek physician Hippocrates (460–377 B.C.E), who first described the connection between disease and environment. The first mathematical model of epidemiology for smallpox was formulated and solved in 1766 by the Swiss mathematician Daniel

Bernoulli [Ber66]. In modern times, Ronald Ross pioneered applying mathematical methods to the study of malaria [Ros16].

In 1927, Kermack and Mckendrick proposed the foundational SIR model which consists of a division of the population into compartments of Susceptible–Infected–Removed individuals [KM27]. Their model assumes that the population is constant and an interaction is allowed between the whole classes of the population. The first non-polynomial SIR is due to Bailey [Bai75], who replaced the linear force of infection in SIR by a fractional one, given by the fraction represented by the infected out of the sum of the susceptible and infected (i.e.,  $I/(S + I)$ ). After this era, a panoply of work on generalizations which became known as compartmental models was carried out—see, for example, [Die88, DHM90, AM91, Het00, DH00, VdDW02, Bra05, ABvdD<sup>+</sup>06, VdDW08, BvdDW08, Het09, DHB13].

A big part of these works was dedicated to studying the stability of the disease-free equilibrium (DFE—see below), which is the most important concept of mathematical epidemiology, and by relating it to an important parameter known as the basic reproduction number  $R_0$ , whose origins come from population dynamics and the theory of branching processes. This research culminated into the celebrated new generation matrix approach [DHM90, VdDW02, VdDW08].

### 1.3 The Stoichiometric Matrix for CRN Representation of a SIRS Model: SIRS<sub>closed</sub>.nb

We must clarify from the start that CRNT has been very efficiently summarized in tutorials by “great masters” like Gunawardena, Angeli, Craciun and D.A. Cox [Gun03, Ang09, YC18, Cox18a]—see also [HJ72, Fei87, TNP18, Fei19] for some original results, and for more extensive treatments. Since we cannot compete with their works, we urge the reader to peruse these sources, among others.

We will diverge now from these works by introducing CRNT via a SIRS ODE example:

$$x' = \begin{pmatrix} s' \\ i' \\ r' \end{pmatrix} = \begin{pmatrix} -1 & 0 & 1 & -1 \\ 1 & -1 & 0 & 0 \\ 0 & 1 & -1 & 1 \end{pmatrix} \begin{pmatrix} \beta si \\ \gamma_i i \\ \gamma_r r \\ \gamma_s s \end{pmatrix} := \Gamma \mathbf{R}(x) \quad (1)$$

(see below for the practical meaning of the variables and parameters).

Above, following the CRN literature, we have defined the model by a triple  $(\Gamma, \mathbf{R}, x)$  so that

$$x' = \Gamma \cdot \mathbf{R}(x) \quad (2)$$

where we have the following:

1.  $x$  denotes the variables (called species);
2.  $\Gamma$  is the “stoichiometric matrix” (SM), whose columns represent directions in which several species/compartments change simultaneously;
3.  $\mathbf{R}(x)$  is the vector of rates of change associated to each direction, also known as kinetics, which must satisfy the following admissibility conditions:
  - A1.**  $R_j(x)$  is continuously differentiable,  $j = 1, \dots, n_r$ ;
  - A2.** if  $\Gamma_{ij} < 0$ , then  $x_i = 0$  implies  $R_j(x) = 0$ ;
  - A3.**  $\partial R_j / \partial x_i(x) \geq 0$  if  $\Gamma_{ij} < 0$  and  $\partial R_j / \partial x_i(x) \equiv 0$  if  $\Gamma_{ij} \geq 0$ ;
  - A4.** The inequality in A3 holds strictly for all positive concentrations, i.e., when  $x \in \mathbb{R}_+^n$ .

**Remark 1** *The representation (2) suggests that the investigation of the ODE of CRN might be split in two parts: “algebraic structural interaction elements” embodied in  $\Gamma$ , and “parametric analysis features” reflected in the specific structure of the functions  $\mathbf{R}(x)$  (polynomial, or Michaelis–Menten, or Hill kinetics, etc.). This opened up the fruitful investigation of “robust questions”, which are independent of the specific kinetics—see, for example, “robust stability” [AARAS20, AR23]—and was also exploited in ME recently in [VAA24].*

## 1.4 Polynomial ODEs, Essential Non-Negativity and Mass-Action Representation

When the rates  $\mathbf{R}(x)$  are monomials, an alternative representation for (2) is

$$\dot{\mathbf{x}} = f(\mathbf{x}) = \sum_{k=1}^{n_R} \mathbf{w}_k \mathbf{x}^{\mathbf{y}_k} = \mathbf{W} \mathbf{x}^{\mathbf{Y}}, \quad \mathbf{x}, \mathbf{y}_r, \mathbf{w}_r \in \mathbb{R}_+^{n \times 1}, \quad (3)$$

where  $\mathbf{Y} \in \mathbb{R}^{n \times n_R}$  is the “matrix of exponents”,  $\mathbf{W} \in \mathbb{R}^{n \times n_R}$  is the “matrix of direction vectors” (formed respectively by joining exponents  $\mathbf{y}_1, \dots, \mathbf{y}_{n_R}$  and directions  $\mathbf{w}_1, \dots, \mathbf{w}_{n_R}$  as columns), and where  $\mathbf{x}^{\mathbf{Y}} \in \mathbb{R}_+^{n \times 1}$  is a column vector of monomials, whose  $r$ ’th component is  $\mathbf{x}^{\mathbf{y}_r}$ , with  $\mathbf{x}^{\mathbf{y}_r} := x_1^{y_{r1}} x_2^{y_{r2}} \dots \in \mathbb{R}_+$ .

Note that any polynomial dynamical systems can be uniquely written in such a form for some distinct  $\mathbf{y}_i$  and non-zero  $\mathbf{w}_i$  [CJY22], but  $\mathbf{Y}$  is not unique since its dimension may be easily increased.

Note also the “pseudo-linearity” property of (2) and (3) which may be transformed into linearity by selecting the reaction rates as variables.

**Remark 2** *The fact that the parametrization (3) employs only two matrices ( $\mathbf{W}, \mathbf{Y}$ ) for describing any polynomial ODE probably explains why several researchers have proposed in the past using the language of chemical reaction network theory as a unifying modeling tool for all the “sister disciplines” which study “essentially non-negative ODEs” (see next section): mathematical epidemiology, ecology, virology, biochemical systems, etc.*

## 1.5 Essentially Non-Negative Kinetic Systems

Kinetic systems (which is the old, physics-inspired name for CRN systems) must be “essentially non-negative”, meaning that they leave invariant the non-negative orthant.

**Remark 3** *An obvious sufficient condition for the essential non-negativity (i.e., the preservation of the non-negative octant) of a polynomial system  $X' = f(X)$  is that each component  $f_i(X)$  may be decomposed as*

$$f_i(X) = g_i(X) - x_i h_i(X), \quad (4)$$

where  $g_i, h_i$  are polynomials with non-negative coefficients, i.e., if all negative terms in an equation contain the variable whose rate is given by the equation.

**Definition 1** *Terms which do not satisfy (4) are called negative cross-effects.*

**Example 1** *The Lorentz system (a famous example of chaotic behavior)*

$$\begin{cases} x' = \sigma(y - x) \\ y' = \rho x - y - \boxed{xz} \\ z' = xy - \beta z \end{cases}$$

does not satisfy (4), due to the  $-xz$  term in the  $y$  equation.

The following result, sometimes called the “Hungarian lemma” is well known in the chemical reaction network literature [HT81], ([TNP18], Thm 6.27):

**Lemma 1** *A polynomial system admits an essentially non-negative “mass-action” representation (see next section) if and only if there are no negative cross-effects, i.e., if (4) holds.*

## 1.6 The Traditional Reactions Representation of CRN Theory, and the Feinberg–Horn–Jackson (FHJ) Graph: SIRS.nb

There exists a third parametrization used in CRN, in which each “reaction” (associated to a column of  $\Gamma$ ) is represented as a directed pair (input  $\rightarrow$  output), in the style (“T”  $\rightarrow$  “R”, ...)

This is formalized by introducing the following triple (to which one may associate both an ODE, and several interesting graphs; see below).

**Definition 2** A CRN is defined by a triple  $\{\mathcal{S}, \mathcal{C}, \mathcal{R}\}$ :

$$\begin{aligned} \mathcal{S} &= \{S_1, \dots, S_i, \dots, S_{|\mathcal{S}|}\} && \text{species} \\ \mathcal{C} &= \{y_1, \dots, y_\alpha, \dots, y_{|\mathcal{C}|} : y_\alpha \in \mathbb{N}^{|\mathcal{S}|}\} && \text{complexes} \\ \mathcal{R} &= \{y_\alpha \xrightarrow{[k_{\{y_\alpha \rightarrow y_\beta\}} * x^{y_{\alpha,\beta}}]} y_\beta : k_{\{y_\alpha \rightarrow y_\beta\}} \geq 0\} && \text{reactions,} \end{aligned}$$

where Roman letters  $(i, j)$  and Greek letters  $(\alpha, \beta)$  are used to denote species and complex indices, respectively, and where  $x = \{s_1, \dots, s_i, \dots, s_{|\mathcal{S}|}\}$  denotes the vector of unknowns.

Finally, if the rate exponents  $y_{\alpha,\beta}$  intervening in  $\mathcal{R}$  coincide with the input exponents  $y_\alpha$ , we have a **mass-action CRN (MAS/MAK)**, and otherwise, we have a **generalized mass-action CRN (GMAS/GMAK)**.

**Example 2** The mass-action SIRS ODE (1) is induced by the reactions

$$\begin{cases} S + I \xrightarrow{[\beta si]} 2I \\ I \xrightarrow{[\gamma i]} R \\ R \xrightarrow{[\gamma r]} S \\ S \xrightarrow{[\gamma s]} R \end{cases} \quad (5)$$

In this example,

$$\begin{aligned} \mathcal{S} &= \{S, I, R\}, x = (s, i, r), \\ \mathcal{C} &= \{y_1 = (1, 1, 0), y_2 = (0, 2, 0), y_3 = (1, 0, 0), y_4 = (0, 1, 0), y_5 = (0, 0, 1)\} \\ \mathcal{R} &= \{y_1 \xrightarrow{[\beta si]} y_2, y_4 \xrightarrow{[\gamma i]} y_5, \dots\} \end{aligned}$$

**Remark 4** While the last three “transfer reactions” in (5) require no explanation, to understand why the first reaction is written as “ $S + I \rightarrow 2I$ ” rather than “ $S \rightarrow I$ ” requires recalling that the mass-action assumption forces the coefficients appearing in the left “reactants” complex to coincide with the exponents of  $x$  in the rate  $\beta si$ .

**Remark 5** In CRN terminology, the pair, called reaction, is viewed as a transition from a “source complex”/input  $y_\alpha$  to a “product complex”/output  $y_\beta$ .

From the representation (5), one may construct the stoichiometric/directions matrix  $\Gamma$  by associating to each reaction the column given by  $y_\beta - y_\alpha$ .

The RN representation (5) may be visualized via a graph having the complexes as vertices and reactions as edges, which is known as the Feinberg–Horn–Jackson (HJF) graph. The graph may be embedded in Euclidean space by using “species coordinates”: “S” is represented by  $(1,0,0)$ , “I” is represented by  $(0,1,0)$ , and “R” by  $(0,0,1)$ . Thus, we are associating now to each reaction both an input  $(0,1,0)$  and an output  $(0,0,1)$ , rather than just the direction  $(0,-1,1)$  (as is the case in (2)). Formally, let us summarize this in the following definition, lifted essentially from [HHKK23].

**Definition 3** 1. The Feinberg–Horn–Jackson graph is the directed graph whose edges are the reactions  $y_\alpha \rightarrow y_\beta$ , and the vertices are given by the complexes  $y_\alpha, y_\beta$ .

2. A linkage class is a connected component in the Feinberg–Horn–Jackson graph, when it is regarded as an undirected graph.
3. A CRN is said to be weakly reversible if each of its linkage classes is strongly connected, i.e., if there is a sequence of reactions from a complex  $y$  to another complex  $y'$ , then there must exist a sequence of reactions from  $y'$  to  $y$ .
4. The stoichiometric subspace for a CRN is defined as

$$S := \text{span}\{y'_r - y_r : y_r \rightarrow y'_r \in \mathcal{R}\}.$$

The vector  $y'_r - y_r$  associated with a reaction  $y_r \rightarrow y'_r$  is called a stoichiometric vector. The matrix whose column vectors are the stoichiometric vectors is called a stoichiometric matrix.

5. For  $a \in \mathbb{R}_{>0}^d$ , the stoichiometric compatibility class containing  $a$  is  $a+S$ . In other words, the stoichiometric compatibility class containing  $a$  is the maximal set that can be reached by the deterministic system which starts from  $a$ .
6. The deficiency of a CRN is defined as  $\delta := |\mathcal{C}| - l - s$ , where  $|\mathcal{C}|$ ,  $l$ , and  $s$  are the number of complexes, the number of linkage classes, and the dimension of the stoichiometric subspace, respectively.
7. The order of a reaction  $y_r \rightarrow y'_r$  is  $y_{r,1} + \dots + y_{r,d}$ . Reactions of orders one and two are called monomolecular and bimolecular reactions, respectively.
8. The ODE associated to a CRN is

$$\frac{dx(t)}{dt} = \sum_r \mathcal{K}_r(x(t))(y'_r - y_r), \quad (6)$$

where  $\mathcal{K}_r : \mathbb{R}_{\geq 0}^d \rightarrow \mathbb{R}_{\geq 0}$  is a rate function which indicates the rate of the reaction  $y_r \rightarrow y'_r$ . In the mass-action case, this becomes

$$\frac{dx(t)}{dt} = \Gamma \text{diag}(\mathbf{k}) x^{Y_\alpha}, \quad (7)$$

where  $Y_\alpha$  is the matrix whose columns are the source vectors  $y_r$ , and  $\mathbf{k}$  is the vector of constants of each reaction.

**Example 3** For example, consider a SIRS model with demography, with eight reactions, defined by the reactions  $\{0 \rightarrow "S", "S" + "I" \rightarrow 2 "I", "I" \rightarrow "R", "R" \rightarrow "S", "S" \rightarrow "R", "S" \rightarrow 0, "I" \rightarrow 0, "R" \rightarrow 0\}$ , or

$$\frac{dx(t)}{dt} = \begin{pmatrix} 1 & -1 & 0 & 1 & -1 & -1 & 0 & 0 \\ 0 & 1 & -1 & 0 & 0 & 0 & -1 & 0 \\ 0 & 0 & 1 & -1 & 1 & 0 & 0 & -1 \end{pmatrix} \begin{pmatrix} \lambda \\ \beta i s \\ i \gamma_i \\ r \gamma_r \\ s \gamma_s \\ \mu s \\ i \mu_i \\ \mu r \end{pmatrix}. \quad (8)$$

It has two linkage classes (see Figure 1), one involving the complexes  $(S, I, R, 0)$ , and the other involving  $(S + I, 2I)$ . The SM has rank 3; hence, the deficiency is  $6 - 3 - 2 = 1$ .

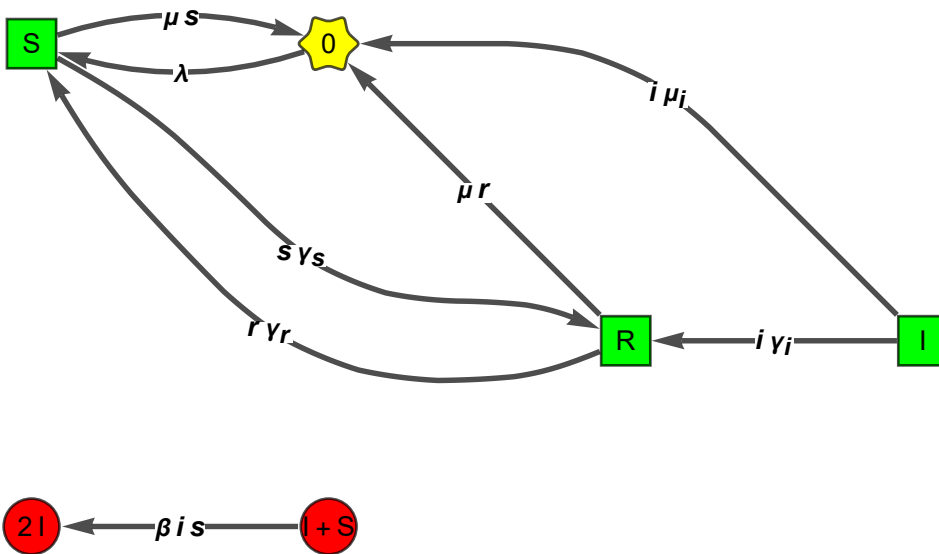


Figure 1: The FHJ graph of the SIRS with demography (8) renders clear that the CRN is not weakly reversible. The orders of the eight reactions are  $(0, 2, 1, 1, 1, 1, 1, 1)$ .

SIRS (8) has two fixed points:

1.  $(s = \frac{\lambda(\mu + \gamma_r)}{\mu(\mu + \gamma_r + \gamma_s)}, i = 0, r = \frac{\lambda \gamma_s}{\mu(\mu + \gamma_r + \gamma_s)})$ , (DFE)

$$2. (s = \frac{\gamma_i + \mu_i}{\beta}, i = \frac{\beta\lambda(\mu + \gamma_r) - \mu(\gamma_i + \mu_i)(\mu + \gamma_r + \gamma_s)}{\beta\mu\gamma_i + \beta\mu_i(\mu + \gamma_r)}, r = \frac{\beta\lambda\gamma_i - (\gamma_i + \mu_i)(\mu\gamma_i - \mu_i\gamma_s)}{\beta\mu\gamma_i + \beta\mu_i(\mu + \gamma_r)}) (E).$$

**Example 4 (An associated reversible monomolecular model with deficiency zero)** For comparison, consider now a “monomolecular version” obtained by “simplifying/translating” the second reaction “S”+“I” → 2 “I” to “S” → “I” (we will say more about translation below). (see Section 3, and Remark 24 ).

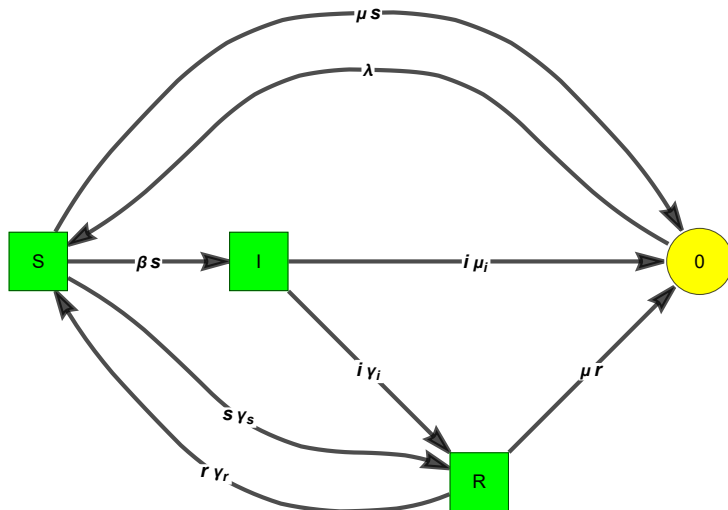


Figure 2: The “monomolecular SIRS” has one linkage class, is weakly reversible (WR), and has zero deficiency (ZD)  $4 - 3 - 1 = 0$ .

This process has a unique globally attractive fixed point, which is positive for all values of the parameters. In fact, this is conjectured to hold always for the class of WR-ZD CRNs by the so-called “Global Attractor Conjecture” [Hor74, CF05, CF06]. However, this simplified model does not make sense epidemiologically.

**Remark 6** We have hinted in the last two examples one possible interest of the CRN-ME collaboration. ME models display often multistability and oscillations (which are always proved by example dependent methods). On the other hand, they have typically “WR-ZD cousins”, obtained by translation, which are super well behaved, and which may be obtained by off-shelf software (involving sometimes Linear Programming) [HHKK23].

It is conceivable that the well-behaved cousins can help in reaching interesting conclusions for their more complex relatives, but this remains to be seen. For now, we only know that product form stationary distributions for certain CTMC stochastic CRNs (see the Section 5) may be obtained this way [HKAAR<sup>+</sup>21].

## 1.7 Three Crucial Differences Between Mathematical Epidemiology and Chemical Reaction Network Models

The most fundamental aspect of mathematical epidemiology is the existence of at least two possible special fixed points, a boundary one, and an interior one. The first, the DFE, corresponds to the elimination of all compartments involving sickness. The second, called the endemic point (E), is an interior fixed point which takes the “stability relay” from the DFE when this becomes unstable.

This dichotomy between the stability of the boundary or that of the interior is less frequent in CRN, though it is encountered also in ACR (absolute concentration robustness) models [AAHJ].

Furthermore, CRN and ME models lie often on opposite sides of the “weak-reversibility boundary”, rendering the intersection of these two sets small.

As a last difference, let us mention that CRN investigates mostly models with conservations. While this is also true in a large part of the ME literature, which assumes a constant population, it is not true for “varying population ME models”, which do not neglect the amount of deaths, and are therefore more challenging.

## 1.8 First Fundamentals of CRNT: Complex Balancedness, Deficiency Theorems, and Toricity Conditions—CoxTcell.nb, CoxWegscheider.nb, CoxFeinberg.nb

For a delightful introduction to CRN, the reader might want to consult, in parallel with reading this section, the slides ([Cox18b], p. 209)—see also their guide [Cox18a], and the experiment with the notebooks indicated in the title.

We will attempt our own brief tour of CRN theory by recalling the celebrated zero deficiency (ZD) theorem of Horn and Jackson [HJ72], and of Feinberg [Fei87, Fei19] :

**Proposition 1 (ZD theorem)** *Regardless of the choice of parameters  $k_r$ , a reaction network  $\mathcal{N}$  with deterministic mass-action kinetics (MAK) that is both a) weakly reversible (WR) and b) has a deficiency of zero will satisfy the following:*

1.  $\mathcal{N}$  has a “robust ratio” in each pair of complexes  $y$  and  $y'$  belonging to a common linkage class, i.e., the ratio  $\mathbf{x}^y/\mathbf{x}^{y'}$  takes the same value at every positive steady state  $\mathbf{x} \in \mathbb{R}_{>0}^n$ . More precisely,

$$\frac{\mathbf{x}^y}{\mathbf{x}^{y'}} = \frac{K(y)}{K(y')}, \quad (9)$$

where the “tree constants”  $K(y)$  can be computed via a graphical procedure called the matrix tree theorem—see, for example, [Cox18b].

2.  $\mathcal{N}$  admits a “complex-balanced” equilibrium, and all its equilibria are complex-balanced.

The complex balancedness from the second part of the theorem is a generalization of the well-known concept of reversible equilibrium from statistical physics, and parallel the concept of the partially balanced stationary state of probability, which we will take for granted here. What must be recalled for our paper, and for the development of computer packages, is its Definition 4 below, which requires a matrix representation of mass-action CRNs due to [Hor74]

$$x' = \Gamma \mathbf{R}(x) = (\mathbf{Y} I_E)(I_k x^{\mathbf{Y}}) = \mathbf{Y} \mathcal{L} x^{\mathbf{Y}}. \quad (10)$$

Here,  $\mathbf{Y}$  is a  $n_S \times n_C$  matrix whose columns specify the composition of the “complexes” (i.e., the vectors representing the left- and right-hand sides of each equation);  $I_E$  is the  $n_C \times n_R$  incidence matrix of the Feinberg–Horn–Jackson graph on the complexes, whose edges correspond to the reactions;  $x^{\mathbf{Y}}$  is the  $n_C \times 1$  vector of exponents of the inputs of each reaction, completed by 1 for the complexes which are not inputs; and  $I_k$  is an  $n_R \times n_C$  “outgoing coincidence matrix” containing all the reaction constants, whose  $(r, c)$ -th element equals  $k_r$  if the  $c$ -th complex is the input complex for the  $j$ -th reaction, and zero otherwise.

It follows that  $\mathcal{L} = I_E I_k$  is a  $n_C \times n_C$  “Laplacian matrix” with non-positive diagonal elements and non-negative off-diagonal elements, whose column sums are zero. This matrix intervenes in the study of “complex-balanced equilibria” and Wegscheider conditions—see, for example [GES05, VdSRJ15] for further details.

**Definition 4** *A mass-action CRN defined by (10) is called complex-balanced (CB) at an equilibrium point  $x_* \in \mathbb{R}_+^n$  if*

$$I_E \mathbf{R}(x_*) = \mathcal{L} x_*^{\mathbf{Y}} = 0.$$

**Remark 7** *Note the representation (10) suggests a conceptual decomposition of CRN ODEs into (1) the stoichiometric matrix (SM); (2) a weighted graph structure specified by a Laplacian matrix; and (3) monomial rates.*

*This gives rise to the further generalization of generalized mass-action kinetics (GMAK) [Hor74, MR12], in which the last matrix in (10), to be called the kinetic matrix (KM), may be different from the first matrix (SM).*

**Remark 8** *If a polynomial dynamical system admits a deficiency zero realization that is not weakly reversible, then its dynamics is also greatly restricted: it can have no positive steady states, no oscillations, and no chaotic dynamics [Hor74, Fei19], ([Fei87], Remark 6.1.B) for any choice of parameters  $\kappa_r$ .*

*This shows that such models cannot appear in ME (because we are only interested in models that admit a positive steady state when  $R_0 > 1$ ).*

On the other hand, models with both ZD and WR also probably cannot appear in ME, due to the “Global Attractor Conjecture”, which states that the complex-balanced equilibria of reaction networks are globally asymptotically stable relative to the interior of their positive compatibility classes [Hor74]. Later, this conjecture, whose name was given by Craciun et al. [CDSS09], became the Graal of CRN; in the case of single-linkage CRNs, it was proved by Anderson [And11].

Thus, deficiency zero is probably impossible for ME models; however, a few simple models like SIRS (8) do have deficiency one but do not satisfy the conditions of the deficiency one theorem.

The above suggests that immediate applications of CRN methods to ME models are not easy to find—see, however, the next subsection for some recent “intersection results”.

We provide now some examples from [Cox18a], implemented in the notebooks mentioned in the title. The first illustrates the power of the ZD theorem.



**Example 5** *The system*

$$\frac{d}{dt} \begin{pmatrix} a \\ b \\ c \\ d \end{pmatrix} = \begin{pmatrix} -abk_1 + ck_2 + dk_4 \\ -abk_1 + ck_2 + dk_4 \\ abk_1 - c(k_2 + k_3) \\ ck_3 - dk_4 \end{pmatrix}$$

is quite a challenge analytically since it may be checked to have a 2-dim set of fixed points, parameterized by  $a, c$ , with a complicated singularity in the origin. However, the ZD theorem allows us to conclude directly that for every set of positive reaction rates, in any stoichiometric compatibility class, there is a unique positive steady-state solution which is complex-balanced and locally attracting, and oscillation is impossible.

While ZD-WR CRNs are complex-balanced (also called toric) for every choice of positive constants, certain networks, as known since Wegscheider [Weg02], are only CB/toric under certain conditions. Toricity conditions are beyond the scope of this review—see [Cox18b, Cox18a]. We will offer though some notebooks where they are determined by Mathematica’s elimination tools.

**Example 6** *The system ( [Cox18b], p. 241)*

$$\frac{d}{dt} \begin{pmatrix} a \\ b \end{pmatrix} = \begin{pmatrix} -(a^2(\kappa_{31} + 2\kappa_{32})) + ab(\kappa_{13} - \kappa_{12}) + b^2(2\kappa_{23} + k_{21}) \\ a^2(\kappa_{31} + 2\kappa_{32}) + ab(\kappa_{12} - \kappa_{13}) - b^2(2\kappa_{23} + k_{21}) \end{pmatrix}$$

is used as an illustration of the matrix tree theorem, which yields the Wegscheider-type toricity condition  $K_1 K_3 = K_2^2$ , where  $K_1 = \kappa_{21}\kappa_{31} + \kappa_{23}\kappa_{31} + \kappa_{21}\kappa_{32}$ ,  $K_3 = \kappa_{13}\kappa_{21} + \kappa_{12}\kappa_{23} + \kappa_{13}\kappa_{23}$ ,  $K_2 = \kappa_{12}\kappa_{32} + \kappa_{13}\kappa_{32} + \kappa_{31}\kappa_{12}$ .

**Example 7** *The Edelstein–Feinberg–Gatermann example ( [Cox18b], p. 252)*

$$\frac{d}{dt} \begin{pmatrix} a \\ b \\ c \end{pmatrix} = \begin{pmatrix} a(-ak_{21} - bk_{34} + \kappa_{12}) + ck_{43} \\ c(\kappa_{45} + k_{43}) - b(a\kappa_{34} + \kappa_{54}) \\ ab\kappa_{34} + b\kappa_{54} - c(\kappa_{45} + k_{43}) \end{pmatrix}$$

has toricity condition  $\kappa_{12} = \frac{\kappa_{54}k_{21}k_{43}}{\kappa_{34}\kappa_{45}}$ .

Here is a stochastic counterpart of the deficiency zero theorem, provided by Anderson et al. [ACK10].

**Proposition 2** *To a deterministic CRN  $(\mathcal{S}, \mathcal{C}, \mathcal{R})$ , associate a CTMC*

$X(t) = (X_{[1]}(t), X_{[2]}(t), \dots, X_{[d]}(t)) \in \mathbb{Z}_{\geq 0}^d$  whose transition rates are given by

$$P(X(t + \Delta t) = \mathbf{n} + \zeta \mid X(t) = \mathbf{n}) = \sum_{k: y'_r - y_r = \zeta} \lambda_r(\mathbf{n}) \Delta t + o(\Delta t) \quad \text{for each } \zeta \in \mathbb{Z}^d,$$

where the  $i$ -th coordinate represents the number of species  $S_i$ , and  $\lambda_r : \mathbb{Z}_{\geq 0}^d = \mathbb{R}_{\geq 0}$ , the mass-action propensity function associated with the reaction  $y_r \rightarrow y'_r$ , is given by

$$\lambda_r(\mathbf{n}) = \kappa_r \frac{\mathbf{n}!}{(\mathbf{n} - y_r)!} \mathbf{1}_{\mathbf{n} \geq y_r}, \quad (11)$$

and where we note that the powers in the continuous mass-action kinetics  $\mathcal{K}_r(x) = \kappa_r x^{y_r}$  have been replaced by decreasing factorials.

Now let  $(c_{[1]}, \dots, c_{[d]})$  denote the complex-balanced equilibrium of a deterministic CRN which has WR and ZD. Then, the stochastic CRN under stochastic mass-action kinetics (11) admits a Poisson product-form stationary distribution that is given by

$$\pi(\mathbf{n}) = M \prod_{i=1}^d \frac{c_{[i]}^{n_{[i]}}}{n_{[i]}!},$$

where  $M > 0$  is a normalizing constant.

We conclude this section by noting that the remarkable simplifications for WR and ZD networks gave rise to the natural question of whether one might find CRN realizations whose associated dynamical system is equivalent to a given one, and also has one of these two properties. One such method, called “Network Translation”, initiated by Johnston [Joh14, TJ18], gave rise to several applications and software implementations, for example, TOWARDZ [HHKK23]. For example, ([TJ18], Thm 2,3) showed that formula (9) holds also whenever a MAK may be translated into a ZD-WR GMAK. A further example illustrating the combined power of the ZD theorem and of network translation will be given in the last Sections 3 and 3.1.

Further applications for CTMC CRNs are provided in [HKAAR<sup>+</sup>21, HWX23].

## 1.9 Some Recent Interactions Between CRN and ME Methods

1. The idea behind the representation (1), see also Remark 1, was exploited for ME models in the recent paper [VAA24]. An interesting result there is ([VAA24], Thm 3.1), which may be informally stated as follows: Consider any epidemiological system in which there exists an “S→I infection reaction” with admissible rate  $R_1(s, i)$ , and an “I→... treatment reaction” with admissible rate  $R_2(i)$ . Then, the “symbolic Jacobian”, in which  $R_1, R_2$  are not specified (but the sign of their derivatives is specified, via admissibility), may always have purely imaginary eigenvalues if  $R_1, R_2$  are “rich” in the sense of [Vas23, Vas24] (for example, Michaelis–Menten).

Briefly, all epidemic models admit “symbolic bifurcations”, provided their rate functions have enough parameters; it is only the restriction to mass action that may prevent the occurrence of Hopf bifurcations.

Note that this result had been observed empirically in many particular three-compartment SIR-type models, but the fact that the number of compartments and the exact architecture of the model are irrelevant was not properly understood.

2. A second CRN result exploited in [VAA24] was the **Inheritance of oscillation in chemical reaction networks** of [Ban18], which gives conditions for Hopf bifurcations to be inherited by models, given that they exist in a submodel where some parameters are 0. This allowed establishing the existence of Hopf bifurcations for a certain mass-action ME model, using their existence in a simpler case already studied by Hethcote and Van den Driesche [HSVDD81]).
3. In a recent preprint [AAHJ], we provided an interaction in the opposite sense, by showing that the stability of boundary points for the class of CRNs with absolute concentration robustness (ACR) may be analyzed via the NGM method of ME.

**Open Problem 1** *Mathematical epidemiology ODE models could be defined (hopefully with benefits) as particular CRN models formed with only three types of reactions:*

1. *Transfers (monomolecular reactions);*
2. *Bimolecular auto-catalytic reactions of the type  $S + I \rightarrow 2I$  as encountered in SIR, etc;*
3. *Bimolecular auto-catalytic reactions of the type  $S + I \xrightarrow{[\beta_e si]} I + E \Leftrightarrow s' = -\beta_e si \dots, e' = \beta_e si \dots$  as encountered in SEIR.*

*In addition, they should have at least one boundary fixed point and one interior fixed point.*

**Remark 9** *By the suggested definition above, the EnvZ-OmpR model in (37) below cannot be accepted as an ME model, even though its qualitative behavior is similar to that of ME models.*

**Open Problem 2** *Can an ME model defined as in Open Problem 1 be weakly reversible?*

**Remark 10** *As an aside, for mathematical virology ODE models, it seems that most of the bimolecular reactions encountered in CRN (with sum of the coefficients less than two in the LHS of each reaction) might be of practical relevance.*

## 1.10 Can CRN Software Solve ME Problems?

CRN methods were implemented in powerful software, like, for example, the following:

1. The collaborative package CoNtRoL (accessed on 6 August 2015) [DBMP14, JPD16] <https://reaction-networks.net/wiki/CoNtRoL>;
2. The Mathematica packages ReactionKinetics [TNP18], MathCRN (accessed on 29 April 2016) <https://gitlab.com/csb.ethz/MathCrn> and reaction-networks.m <https://vcp.med.harvard.edu/software.html#crnt>;
3. Feinberg’s Chemical Reaction networks toolbox <https://cbe.osu.edu/chemical-reaction-network-theory#toolbox>;
4. The Julia package Catalyst.jl [LMI<sup>+</sup>23];

5. The Macaulay package ReactionNetworks.m2 <https://macaulay2.com/doc/Macaulay2/share/doc/Macaulay2/ReactionNetworks/html/index.html>;
6. The Matlab package LEARN [ARA15b, AARAS20, AR23] <https://github.com/malirdwi/LEARN>;
7. The Matlab packages TowardZ and CASTANET for network translation, a topic initiated by Johnston [Joh14, TJ18, JMP19, HLJK22]), implemented by Hong et al. <https://github.com/Mathbiomed/TOWARDZ> and <https://github.com/Mathbiomed/CASTANET>;
8. The Python packages [Ton18, Ton] and <https://github.com/materialsproject/reaction-network>.

See also [https://reaction-networks.net/wiki/Mathematics\\_of\\_Reaction\\_Networks](https://reaction-networks.net/wiki/Mathematics_of_Reaction_Networks) for further resources.

It is interesting to reflect on the reason for the disparity between the strong computerization of CRN and its absence in ME for similarly looking problems. One reason is that ME strives towards complete analysis of small-dimension models (but see the 31 reactions model of [BO23] for an exception), while CRN researchers study larger models but settle for partial answers (concerning, say, multistationarity and the existence of ACR) and avoid often difficult issues like the presence of Hopf and Bogdanov–Takens bifurcations, or chaos.

## 1.11 Contents

Section 2 revisits some key concepts in mathematical epidemiology, among them being the stability of boundary points, which are illustrated by two examples, the SAIR and SLAIR epidemic models.

Section 3 touches briefly on some CRN state-of-the-art topics which might turn out to be useful for ME researchers in the future.

Section 4 concludes with a discussion of future perspectives.

Section 5 reviews some relevant facts on continuous-time Markov chain (CTMC) models, which lurk in the backstage since ODE models may be viewed as limits of CTMCs.

## 2 A Revisit of Some Key Concepts in Mathematical Epidemiology: The Disease-Free Equilibrium, the Next Generation Matrix, the Basic Reproduction Number $R_0$ , and the Diekmann Kernel

We will start our tour of ME by an example of ME model, a generalization of the classic SEIR model.

### 2.1 An Example: The SAIR/ $SI^2R$ /SEIR Epidemic Model: SAIRS.nb

We introduce here a nine-parameter SAIR/ $SI^2R$ /SEIR-FA epidemic model [VdDW08, RS13, AKK<sup>+</sup>20, OSS22, AAH22] as a concrete example for the generalization presented in the next section, which is parameterized by two matrices.

We now warn the reader that the equations we choose to study below, for the fractions  $s, a, i,$  and  $r$  of susceptible, asymptomatic, infected, and recovered, are an only an approximation (albeit a very popular one). Indeed, the model defined in Figure 3 has varying population models due to  $\delta > 0$ , and the correct model for the fractions must include further quadratic terms multiplied by  $\delta$  [LGWK99, AABH22, AAH22]:

$$\begin{cases} s'(t) = \Lambda - s(t) (\beta_i i(t) + \beta_a a(t) + \gamma_s + \Lambda) + \gamma_r r(t) \\ \begin{pmatrix} a'(t) \\ i'(t) \end{pmatrix} = \begin{bmatrix} s(t) \begin{pmatrix} \beta_a & \beta_i \\ 0 & 0 \end{pmatrix} - \begin{pmatrix} \gamma_a + \Lambda & 0 \\ -a_i & \Lambda + \gamma_i + \delta \end{pmatrix} \end{bmatrix} \begin{pmatrix} a(t) \\ i(t) \end{pmatrix} \\ r'(t) = \gamma_s s(t) + a_r a(t) + \gamma_i i(t) - (\gamma_r + \Lambda) r(t) \end{cases}, \quad (12)$$

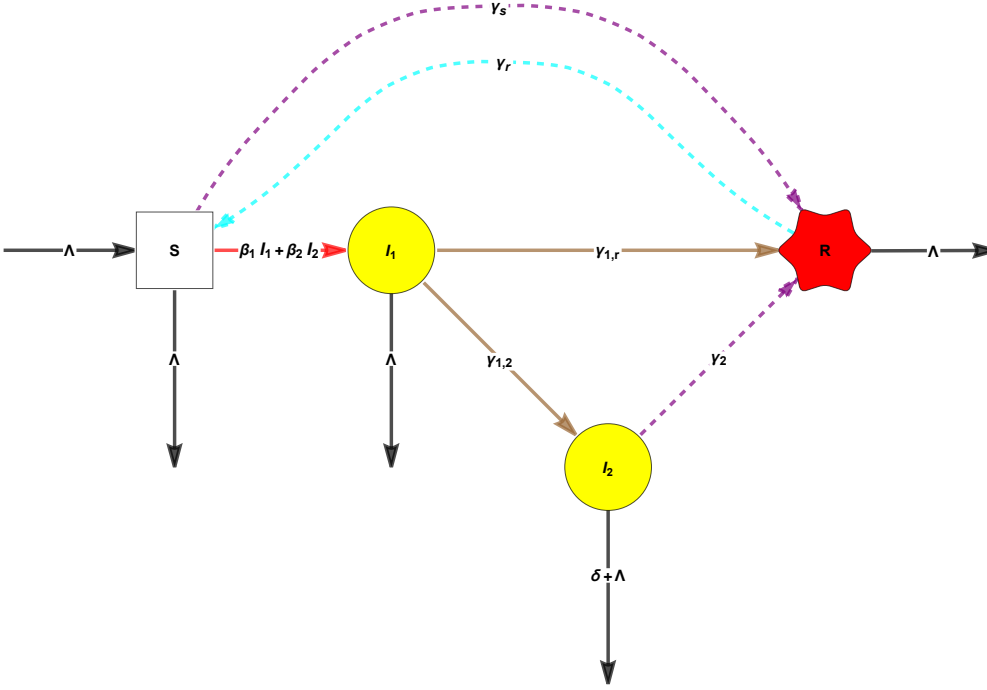


Figure 3: Chart flow/species graph of the  $SI^2R$  model, with two infected classes and extra deaths at rate  $\delta$ . The red edge corresponds to the entrance of susceptibles into the disease classes, the brown edges are the rate of the transition matrix  $V$ , and the cyan dashed lines correspond to the rate of loss of immunity. The remaining black lines correspond to the inputs and outputs of the birth and natural death rates, respectively, which are equal in this case.

### Remark 11

1. We write the “infection” middle equations in the form  $\vec{i}' = M \vec{i}$ , where  $\vec{i} = \begin{pmatrix} a(t) \\ i(t) \end{pmatrix}$  to emphasize their factorization. Also, for the factor appearing in these equations, we emphasize a form

$$F - V. \quad (13)$$

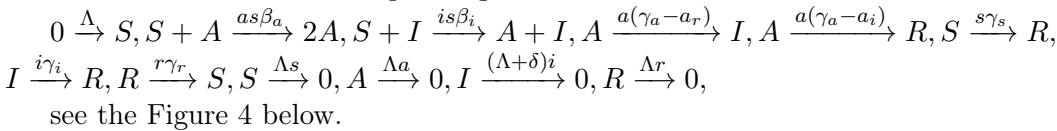
Such decompositions, not necessarily existing nor unique [DHM90, VdDW02, VdDW08], are used in the computation of the next generation matrix (NGM)

$$K = F.V^{-1} \quad (14)$$

and of its spectral radius, the basic reproduction number  $R_0$ .

2. The SAIR model is obtained when  $a_r = (\gamma_{1,r}) = 0 = \delta$ , and the classic SEIR model is obtained when furthermore  $\beta_a = 0$ .

The reactions of the corresponding mass-action CRN are



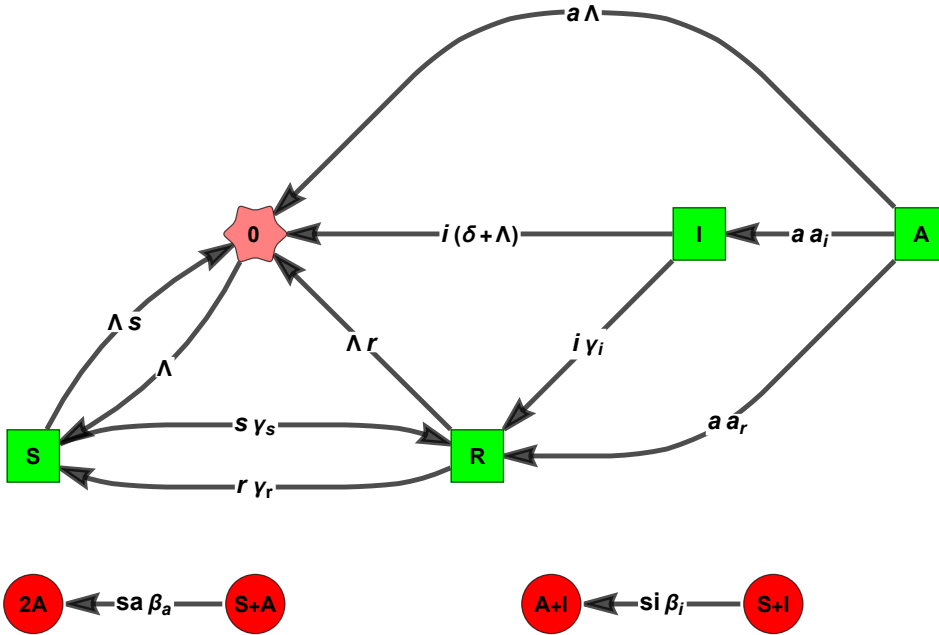


Figure 4: The Feinberg–Horn–Jackson graph of the ‘SAIR network’ with  $n_V = 9$  vertices ( $S, A, I, R, S + A, S + I, 2A, A + I, 0$ ) (where the 0 node represents the exterior), 12 edges, and 3 linkage classes. The deficiency is  $n_V - \text{rank}(\Gamma) - n_C = 9 - 4 - 3 = 2$ , and weak reversibility does not occur, so neither of the conditions for having complex-balanced equilibria holds.

## 2.2 The Next Generation Matrix Approach

In this section, we discuss the computation of the stability domain of the DFE, via the fascinating next generation matrix (NGM) method [DHM90, VdDW02, VdDW08], called this way since it replaces the investigation of the Jacobian with that of a matrix whose origins lie in probability (the theory of branching processes). The NGM approach seems to be very little known outside ME, but we have shown in [AAHJ] that it may be applied to CRN models with ACR (absolute concentration robustness).

The NGM method is based on the projection of the Jacobian on the subset of infection variables, and is justified by conditions which may be found in [DHM90, VdDW02, VdDW08]. These seem to be satisfied in all ME models with polynomial rates, so instead of stating them, we will offer here a less known ‘NGM heuristic’, consisting of the following steps:

1. Write the infection equations (the middle ones in the Section 2.1) in the form

$$\vec{i}' = M \vec{i} \quad (15)$$

2. Split  $M$  into the part of ‘new infections’  $F$  containing all the non-constant terms with positive sign [AABJ23], and the rest, denoted by  $-V$ , arriving thus to

$$\vec{i}' = (F - V) \vec{i} \quad (16)$$

The purpose of this is to replace the study of the spectrum of Jacobian  $M$  with that of the ‘next generation matrix’ defined by

$$K = F.V^{-1}. \quad (17)$$

3. Determine the spectral radius of  $K$ , the so called basic reproduction number  $R_0$ .

**Remark 12** *The first step is suggested by the well-known fact that infection variables are fast compared to the others, so the non-infection variables may be taken as fixed and their equations ignored, asymptotically.*

*The second step is justified by an empirical observation made in [AABJ23]. We recall that the rigorous NGM is obtained via a decomposition which was not specified uniquely in the papers cited above. This leads to the non-uniqueness of  $R_0$ , and leaves its final choice to the latitude of the ‘expert epidemiologist’, a situation which is maybe not ideal. We propose in [AABJ23] to complement the classical NGM method by the unique specification of  $F$  described above, and show that this produces reasonable answers in all the examples we investigated.*

*Let us mention also another empirical observation, that the characteristic polynomial of the matrix  $K$  factors usually more than the characteristic polynomial of the Jacobian of the infection equations with respect to the infection variables, which explains the popularity of the NGM method.*

For an example of applying the NGM method, see Remark 20.

In the next section, we present a special but quite general class, the SIR-PH-FA models introduced by us in [AAB<sup>+</sup>23], which generalize the SAIR example from Section 2.1, and which we deem important for several reasons, to be explained at the end of Section 2.4.

We conclude by explaining the acronym SIR-PH-FA. The PH (phase type), is due to the probabilistic interpretation of SIR models where the passage through the infection classes, before recovery, is similar to the lifetime of an absorbing CTMC with generating matrix  $(-V)$ , which has a phase-type distribution. The FA (first approximation) part is due to the fact that these models will have, in general, a varying population, and that it is convenient to study the corresponding proportions from the total population. Since these are quite hard to study in general—see, for example, [LGWK99, AAB<sup>+</sup>23]—it is common practice to ignore the number of deaths (quite acceptable for short periods), and the first example of this is the SIR model of [KM27]. This practice is so common that, in fact, all ME researchers refer to FA ME models as ME models, simply. We cannot do that, however, because we have introduced in [AAB<sup>+</sup>23] a more refined IA (intermediate approximation of varying population models), and we want to distinguish between the extensively studied FA models, and our own (very little studied) IA models.

### 2.3 SIR-PH-FA Models

We revisit here a class of epidemic models [AAB<sup>+</sup>23, AABH22, AAGH24], which is a particular case of the yet more general  $(A, B)$  Arino-Brauer epidemic models introduced in [AAB<sup>+</sup>23]. Here, PH stands for “phase-type” (distribution), and FA (first approximation) stands for the fact that certain terms from the correct SIR-PH model have been neglected, which will be further explained below.

Before proceeding, we need to comment on the “intrusion” of PH, yet another Markovian concept (the first two where the NGM and the basic reproduction number) into the theory of ODE models, and also to clarify that this third intruder is not sufficiently known since, unlike the first two, it was only introduced recently in a paper that was never published, by Riano [Ria20].

**Remark 13** *To clarify the above statement further, the fact that ODE models and their “CTMC versions” are very close to each other is very well known (and reviewed in the Section 5). What was very little mentioned in the literature prior to [Ria20] was the fact that the ODE model projected on the infection equations also has a close version, an absorbing CTMC. More precisely, the matrix  $-V$  in (16) may be viewed as the generator of a Markovian evolution among the infection states, prior to their absorption in the recovered state (and the susceptible state, if second infections are possible). As one echo of this possibly forgotten fact, note that the elements of  $V^{-1}$  in (41) are sometimes called “expected dwell times”, adopting the terminology of absorbing CTMCs—see Subsection 5.2.*

SIR-PH-FA epidemic models are parameterized essentially by two matrices, which we introduce now via the SAIR example (12):

$$\begin{cases} s'(t) = \Lambda - s(t) (\beta_i i(t) + \beta_a a(t) + \gamma_s + \Lambda) + \gamma_r r(t) \\ \begin{pmatrix} a'(t) \\ i'(t) \end{pmatrix} = \begin{bmatrix} s(t) \begin{pmatrix} \beta_a & \beta_i \\ 0 & 0 \end{pmatrix} - \begin{pmatrix} \gamma_a + \Lambda & 0 \\ -a_i & \Lambda + \gamma_i + \delta \end{pmatrix} \end{bmatrix} \begin{pmatrix} a(t) \\ i(t) \end{pmatrix} \\ r'(t) = \gamma_s s(t) + a_r a(t) + \gamma_i i(t) - (\gamma_r + \Lambda) r(t) \end{cases}$$

and let us rewrite the middle equations in the form:

$$\begin{aligned} \begin{pmatrix} a'(t) \\ i'(t) \end{pmatrix} &= \begin{bmatrix} s(t)B + A - \begin{pmatrix} \Lambda & 0 \\ 0 & \Lambda + \delta \end{pmatrix} \end{bmatrix} \begin{pmatrix} a(t) \\ i(t) \end{pmatrix} \Leftrightarrow M = s(t)B + \left( A - \begin{pmatrix} \Lambda & 0 \\ 0 & \Lambda + \delta \end{pmatrix} \right) \\ &= F - V, F = s(t)B, V = -A + \begin{pmatrix} \Lambda & 0 \\ 0 & \Lambda + \delta \end{pmatrix}, \end{aligned}$$

where  $B = \begin{pmatrix} \beta_a & \beta_i \\ 0 & 0 \end{pmatrix}$ ,  $A = \begin{pmatrix} -\gamma_a & 0 \\ a_i & -\gamma_i \end{pmatrix}$ .

Here, the constant matrix  $B$  gathers all the infection rates, while  $A$  is the generator of the phase-type semigroup describing the CTMC, which may be associated with transitions between the infected compartments, prior to absorption in the susceptible or recovered classes—recall Remark 13. Finally, the diagonal matrix containing demography terms has the probabilistic interpretation of extra killing (moving outside the four compartments).

**Remark 14** *The matrix  $B$  has rank one due to the existence of only one susceptible class, and this simplifying feature will be kept in the generalization presented next.*

We recall now the powerful generalization of SAIR in [AAB<sup>+</sup>23], suggested by the works of [ABvdD<sup>+</sup>07, Ria20].

**Definition 5** *A SIR-PH-FA model ([AABH22], Definition 1) is defined by*

$$\begin{aligned} \vec{i}'(t) &= \vec{i}(t) [\mathbf{s}(t) B + A - \text{Diag}(\boldsymbol{\delta} + \Lambda \mathbf{1})] := \vec{i}(t) \boxed{(\mathbf{s}(t) B - V)} \\ \mathbf{s}'(t) &= [\Lambda - (\Lambda + \gamma_s) \mathbf{s}(t)] - \mathbf{s}(t) \tilde{\mathbf{i}}(t) + \gamma_r \mathbf{r}(t), \quad \tilde{\mathbf{i}}(t) = \vec{i}(t) \boldsymbol{\beta} \\ \boldsymbol{\beta} &= \begin{pmatrix} \beta_1 \\ \vdots \\ \beta_n \end{pmatrix}, \quad \beta_i = (B\mathbf{1})_i = \sum_j B_{i,j}, \quad i = 1, \dots, n \\ \mathbf{r}'(t) &= \vec{i}(t) \mathbf{a} + \mathbf{s}(t) \gamma_s - (\gamma_r + \Lambda) \mathbf{r}(t), \quad \mathbf{a} = (-A)\mathbf{1}. \end{aligned} \tag{18}$$

Here

1.  $\mathbf{s}(t) \in \mathbb{R}_+$  represents the set of individuals susceptible to be infected (the beginning state).
2.  $\mathbf{r}(t) \in \mathbb{R}_+$  models recovered individuals (the end state).
3.  $\gamma_r$  gives the rate at which recovered individuals lose immunity, and  $\gamma_s$  gives the rate at which individuals are vaccinated (immunized). These two transfers connect directly the beginning and end states (or classes).
4. The row vector  $\vec{i}(t) \in \mathbb{R}^n$  represents the set of individuals in different disease states.
5.  $\Lambda > 0$  is the per individual death rate, and it equals also the global birth rate (this is due to the fact that this is a model for proportions).
6.  $A$ , which describes transitions between the disease classes, is a  $n \times n$  **Markovian subgenerator matrix**, (i.e., with negative diagonal elements dominating the sum of the positive off-diagonal ones). More precisely, a Markovian subgenerator matrix satisfies that each off-diagonal entry  $A_{i,j} \geq 0, i \neq j$ , and that the row-sums  $\sum_j A_{i,j} \leq 0, \forall i$  with at least one inequality being strict.

Alternatively,  $-A$  is a non-singular  $M$ -matrix [ABvdD<sup>+</sup>07], i.e., a real matrix  $P$  with  $P_{ij} \leq 0, \forall i \neq j$ , and having eigenvalues whose real parts are non-negative [Ple77].

The fact that a Markovian subgenerator appears in our “disease equations” suggests that certain probabilistic concepts intervene in our deterministic models, and this is indeed the case—see [AAB<sup>+</sup>21, AAK21] and below.

7.  $\boldsymbol{\delta} \in \mathbb{R}_+^n$  is a column vector giving the death rates caused by the epidemic in the disease compartments.
8. The matrix  $-V$ , which combines  $A$  and the birth and death rates  $\Lambda, \boldsymbol{\delta}$  by

$$V := -A + \text{Diag}(\boldsymbol{\delta} + \Lambda \mathbf{1}) \tag{19}$$

is also a Markovian subgenerator. This entails that  $V^{-1}$  contains only positive elements, which are precisely the expected “dwell times” (i.e., times spent in each infection class—see (50)) before absorption into  $S$ , in the associated CTMC model [AAB<sup>+</sup>21].

9.  $B$  is an  $n \times n$  matrix. We will denote by  $\boldsymbol{\beta}$  the vector containing the sum of the entries in each row of  $B$ , namely,  $\boldsymbol{\beta} = B\mathbf{1}$ . Its components  $\beta_i$  represent the **total force of infection** of the disease class  $i$ , and  $\mathbf{s}(t) \vec{i}(t) \boldsymbol{\beta}$  represents the total flux which must leave class  $\mathbf{s}$ . Finally, each entry  $B_{i,j}$ , multiplied by  $\mathbf{s}$ , represents the force of infection from the disease class  $i$  onto class  $j$ , and our essential assumption below will be that  $B_{i,j} = \beta_i \alpha_j$ , i.e., that all forces of infection are distributed among the infected classes conforming to the same probability vector  $\vec{\alpha} = (\alpha_1, \alpha_2, \dots, \alpha_n)$ .

**Remark 15** The Jacobian of the SIR-PH-FA model is explicit. With  $\gamma_r = 0$  (for simplicity), it is

$$\begin{pmatrix} \mathbf{s}B - V & \vec{i}B \\ -\mathbf{s}\beta & -\Lambda - \gamma_s - \vec{i}\beta \end{pmatrix} \quad (20)$$

where  $\beta$  is defined in (18).

**Remark 16** Note that the factorization of Equation (18) for the diseased compartments  $\vec{i}$  implies a representation of  $\vec{i}$  in terms of  $\mathbf{s}$ :

$$\vec{i}(t) = \vec{i}(0)e^{-tV+B\int_0^t \mathbf{s}(\tau)d\tau} = \vec{i}(0)e^{[-tI_n+BV^{-1}\int_0^t \mathbf{s}(\tau)d\tau]V}. \quad (21)$$

In this representation intervenes an essential character of our story, the matrix  $BV^{-1}$ , which is proportional for SIR-PH-FA models to the next generation matrix  $\mathbf{s}BV^{-1}$ . A second representation (27) below will allow us to embed our models in the interesting class of distributed delay/renewal models, in the case when  $B$  has rank one.

## 2.4 Markovian Semi-Groups Associated to SIR-PH-FA Epidemic Models with One Susceptible Class and next generation matrix of Rank One: Their ‘‘Age of Infection Diekmann Kernel’’, and an Explicit $\mathcal{R}$ Formula for Their Replacement Number

The purpose of this section is to revisit, for SIR-PH-FA epidemic models (with one susceptible class and next generation matrix of rank one), a kernel defined first in [AAB<sup>+</sup>23] and below in (23), which generalizes conceptually the replacement number  $\mathcal{R}$  defined in (24) below.

**Proposition 3** Consider a SIR-PH-FA model (18) with one susceptible class, with  $B = \beta\vec{\alpha}$  of rank one, and with  $\gamma_r = 0$  so that  $\mathbf{r}(t)$  does not affect the rest of the system. Let

$$\tilde{i}(t) = \vec{i}(t)\beta$$

denote the total force of infection. Then, we have the following:

1. The solutions of the ODE system (18) satisfy also a ‘‘distributed delay SI system’’ of two scalar equations

$$\begin{cases} s'(t) = \Lambda - (\Lambda + \gamma_s) s(t) - s(t)\tilde{i}(t) \\ \tilde{i}(t) = \vec{i}(0)e^{-tV}\beta + \int_0^t s(\tau)\tilde{i}(\tau)a(t-\tau)d\tau, \end{cases} \quad (22)$$

where

$$a(\tau) = \vec{\alpha}e^{-\tau V}\beta, \quad (23)$$

with  $-V = A - (\text{Diag}[\delta + \Lambda\mathbf{1}])$  (it may be checked that this fits the formula on page 3 of [BDDG<sup>+</sup>12] for SEIR when  $\Lambda = 0, \delta = 0$ ). ( $a(t)$  is called ‘‘age of infection/renewal kernel; see [HD96, Bra05, BDDG<sup>+</sup>12, DHB13, CDE18, DGM18, DI22] for expositions of this concept.)

2. Define the basic replacement number via the integral representation (the Arino et al. [ABvdD<sup>+</sup>07] formula)

$$\mathcal{R} = \int_0^\infty a(\tau)d\tau = \int_0^\infty \vec{\alpha}e^{-\tau V}\beta d\tau = \vec{\alpha}V^{-1}\beta. \quad (24)$$

Then, the basic reproduction number and basic replacement number satisfy

$$R_0 = \mathbf{s}_{df}e\mathcal{R}. \quad (25)$$

**Remark 17** The definition (24) comes from the ‘‘survival method’’, a first-principles method whose rich history is described in [HD96, DHR10]—see also ([CDE18], (2.3)), ([DGM18], (5.9)).



**Proof 1** 1. The non-homogeneous infectious equations may be transformed into an integral equation by applying the variation of constants formula. The first step is the solution of the homogeneous part. Denoting this by  $\vec{\Gamma}(t)$ , it holds that

$$\vec{\Gamma}'(t) = -\vec{\Gamma}(t)V \implies \vec{\Gamma}(t) = \vec{\Gamma}(0)e^{t(-V)}. \quad (26)$$

When  $\vec{\Gamma}(0)$  is a probability vector, (26) has the interesting probabilistic interpretation of the survival probabilities in the various components of the semigroup generated by the Metzler/Markovian subgenerator matrix  $-V$  (which inherits this property from the phase-type generator  $A$ ). Practically,  $\vec{\Gamma}(t)$  will give the expected fractions of individuals who are still in each compartment at time  $t$ .)

The variation of constants formula implies then that  $\vec{i}(t)$  satisfies the integral equation

$$\vec{i}(t) = \boxed{\vec{i}(0)e^{-tV} + \int_0^t \mathfrak{s}(\tau) \vec{i}(\tau) B e^{-(t-\tau)V} d\tau}. \quad (27)$$

Now in the rank one case  $B = \beta\vec{\alpha}$ , and (27) becomes

$$\vec{i}(t) = \vec{i}(0)e^{-tV} + \int_0^t \mathfrak{s}(\tau) \left[ \vec{i}(\tau)\beta \right] \vec{\alpha} e^{-(t-\tau)V} d\tau. \quad (28)$$

Finally, multiplying both sides on the right by  $\beta$  yields the result.

2. See ([AAB<sup>+</sup>23], Prop. 2 and 3), or, alternatively, note that all eigenvalues of the next generation matrix except one are 0 [ABvdD<sup>+</sup>07, AAB<sup>+</sup>23].

In conclusion, SIR-PH-FA models with next generation matrix of rank one are important due to the following:

1. They allow relating two approaches for computing  $R_0$ , and they render evident the importance of the basic replacement number  $\mathcal{R}$ , the integral of the age of infection/Diekmann kernel ([AAB<sup>+</sup>23], (7)) (see [DHM90] for the origins of this concept).
2. They are quite tractable analytically due to the existence of a unique endemic point EE, for which

$$s_E = 1/\mathcal{R} \quad (29)$$

([AAB<sup>+</sup>23], Prop. 2 and 3). This may further be elegantly expressed as

$$R_0 = \frac{s_{dfe}}{s_E}. \quad (30)$$

**Remark 18** There exists some confusion in the literature between the basic reproduction number and the basic replacement number (we follow here the terminology of Hethcote [Het00]).

The main points are that we need two concepts, as is evident from (25), and that  $\mathcal{R}$  cannot be ignored since it appears in important formulas like (29).

Let us mention that while (25) and (29) have been proved to hold in numerous particular examples, the fact that there exists a class of models (the SIR-PH) which unifies hundreds of previous papers has gone unnoticed until [AAB<sup>+</sup>23].

We emphasize again that the equivalence of the two approaches for computing  $R_0$ , and the formulas (25), (29), (30) was proved in [AAB<sup>+</sup>23] only for SIR-PH-FA epidemic models with one type of susceptible, and with  $F$  and  $K$  of rank one.

**Remark 19** The formula (29) for SIR-PH-FA model points to the fact that the endemic susceptibles are independent of the total population (the stoichiometric class), a property called absolute concentration robustness (ACR) in CRNT; there, the susceptibles would be called the absolute concentration robustness (ACR) species.

Note that the uniqueness of the endemic point and the formula (29) above holds also for a more refined ‘‘Intermediate Approximation’’ of SIR-PH models introduced in ([AAB<sup>+</sup>23], Prop. 4), suggesting the following questions.

**Open Problem 3** Are there formulas analogous to (25), (29), (30), in the case of higher rank NGMs, or several type of susceptibles?

## 2.5 Explicit Computations for Two Examples of SIR-PH-FA Models: SAIRS.nb, SLIAR.nb

**Example 8** The SAIR/SI<sup>2</sup>R model of Section 2.1 is a SIR-PH with parameters  $\vec{\alpha} = (1 \ 0)$ ,  $A = \begin{pmatrix} -\gamma_a & a_i \\ 0 & -\gamma_i \end{pmatrix}$ ,  $\mathbf{a} = (-A)\mathbf{1} = \begin{pmatrix} a_r \\ \gamma_i \end{pmatrix}$  and

$$\boldsymbol{\beta} = \begin{pmatrix} \beta_a \\ \beta_i \end{pmatrix}, \text{ so } B = \begin{pmatrix} \beta_a & 0 \\ \beta_i & 0 \end{pmatrix}, \boldsymbol{\delta} = \begin{pmatrix} 0 \\ \delta \end{pmatrix}, V = \begin{pmatrix} \gamma_a + \Lambda & -a_i \\ 0 & \gamma_i + \Lambda + \delta \end{pmatrix}. \quad (31)$$

The Laplace transform of the age of infection kernel is

$$\widehat{\alpha}(s) = \vec{\alpha}(sI + V)^{-1}\boldsymbol{\beta} = \beta_a \frac{1}{(\Lambda + \gamma_a + s)} + \beta_i \frac{a_i}{(\Lambda + \gamma_i + \delta + s)(\Lambda + \gamma_a + s)}, \quad (32)$$

and Arino et al.'s formula becomes  $\mathcal{R} = \int_0^\infty a(\tau)d\tau = \widehat{\alpha}(0) = \frac{\beta_a(\Lambda + \gamma_i + \delta) + a_i\beta_i}{(\Lambda + \gamma_i + \delta)(\Lambda + \gamma_a)}$ .

We conclude by noting that the system (12) admits two fixed points, with the boundary point being given by

$$\left( s_{df_e} = \frac{\Lambda + \gamma_r}{\Lambda + \gamma_r + \gamma_s}, a = 0, i = 0, r_{df_e} = \frac{\gamma_s}{\Lambda + \gamma_r + \gamma_s} \right).$$

It may be checked that the endemic point with coordinates given by

$$\begin{cases} s_e = \frac{1}{\mathcal{R}}, \\ a_e = \frac{1}{\mathcal{R}} \frac{\Lambda(\gamma_i + \delta + \Lambda)(\gamma_r + \gamma_s + \Lambda)(\mathcal{R}_0 - 1)}{(\Lambda + \delta)(\Lambda\gamma_a + a_i\gamma_r) + \gamma_a\gamma_i\Lambda + \Lambda(\gamma_r + \Lambda)(\gamma_i + \delta + \Lambda)}, \\ i_e = \frac{1}{\mathcal{R}} \frac{a_i\Lambda^2(\gamma_i + \delta + \Lambda)(\gamma_r + \gamma_s + \Lambda)(\mathcal{R}_0 - 1)}{(\Lambda + \delta)(\Lambda\gamma_a + a_i\gamma_r) + \gamma_a\gamma_i\Lambda + \Lambda(\gamma_r + \Lambda)(\gamma_i + \delta + \Lambda)}, \\ r_e = \frac{[(\gamma_a\gamma_i\Lambda + a_r\delta\Lambda + a_r\Lambda^2)(1 - 1/\mathcal{R})] + \left[ \frac{\gamma_s\Lambda^2 + a_i\gamma_s(\Lambda + \delta) + \gamma_s\Lambda(\delta + \gamma_i)}{\mathcal{R}} \right]}{(\Lambda + \delta)(\Lambda\gamma_a + a_i\gamma_r) + \gamma_a\gamma_i\Lambda + \Lambda(\gamma_r + \Lambda)(\gamma_i + \delta + \Lambda)}, \end{cases} \quad (33)$$

becomes positive precisely when  $R_0 = s_{df_e}\mathcal{R} > 1$ , and that it is always stable when it exists (see notebook).

**Example 9** The SIR model is also an SIR-PH-FA model with parameters  $\vec{\alpha} = (1)$ ,  $A = (-\gamma)$ ,  $\boldsymbol{\beta} = B = \beta$ ,  $V = (\gamma + \Lambda)$ .

**Example 10** The SLIAR/SEIAR epidemic model, where L/E refer to the latently infected individuals (i.e., those who are infected but have not yet developed any symptoms) [YB08, AP20, AAB24] is defined by

$$\begin{cases} s'(t) = \Lambda - s(t)(\beta_2 i_2(t) + \beta_3 i_3(t) + \Lambda) \\ \begin{pmatrix} i_1'(t) & i_2'(t) & i_3'(t) \end{pmatrix} = \begin{pmatrix} i_1(t) & i_2(t) & i_3(t) \end{pmatrix} \left[ s(t) \begin{pmatrix} 0 & 0 & 0 \\ \beta_2 & 0 & 0 \\ \beta_3 & 0 & 0 \end{pmatrix} + \begin{pmatrix} -\gamma_1 - \Lambda & \gamma_{1,2} & \gamma_{1,3} \\ 0 & -\gamma_2 - \Lambda & \gamma_{2,3} \\ 0 & 0 & -\gamma_3 - \Lambda \end{pmatrix} \right] \\ r'(t) = \gamma_{2,r} i_2(t) + \gamma_3 i_3(t) - \Lambda r(t) \end{cases}. \quad (34)$$

See the Figure 5 below which illustrates its corresponding schematic graph.

This is a SIR-PH-FA model with parameters

$$\vec{\alpha} = (1 \ 0 \ 0), A = \begin{pmatrix} -\gamma_1 & \gamma_{1,2} & \gamma_{1,3} \\ 0 & -\gamma_2 & \gamma_{2,3} \\ 0 & 0 & -\gamma_3 \end{pmatrix}, \mathbf{a} = (-A)\mathbf{1} = \begin{pmatrix} 0 \\ \gamma_{2,r} \\ \gamma_3 \end{pmatrix}, \boldsymbol{\beta} = \begin{pmatrix} 0 \\ \beta_2 \\ \beta_3 \end{pmatrix}, \text{ so } B = \begin{pmatrix} 0 & 0 & 0 \\ \beta_2 & 0 & 0 \\ \beta_3 & 0 & 0 \end{pmatrix}.$$

The Laplace transform of the age of infection kernel is

$$\widehat{\alpha}(s) = \beta_2 \frac{\gamma_{1,2}}{(\Lambda + \gamma_1 + s)(\Lambda + \gamma_2 + s)} + \beta_3 \left( \frac{\gamma_{1,3}}{(\Lambda + \gamma_1 + s)(\Lambda + \gamma_3 + s)} + \frac{\gamma_{1,2}\gamma_{2,3}}{(\Lambda + \gamma_1 + s)(\Lambda + \gamma_2 + s)(\Lambda + \gamma_3 + s)} \right),$$

and the Arino et al. formula yields  $\mathcal{R} = \frac{\beta_3\gamma_{1,2}\gamma_{2,3} + b\beta_2\gamma_{1,2} + \beta_2\gamma_3\gamma_{1,2} + b\beta_3\gamma_{1,3} + \beta_3\gamma_2\gamma_{1,3}}{(b + \gamma_1)(b + \gamma_2)(b + \gamma_3)}$ .

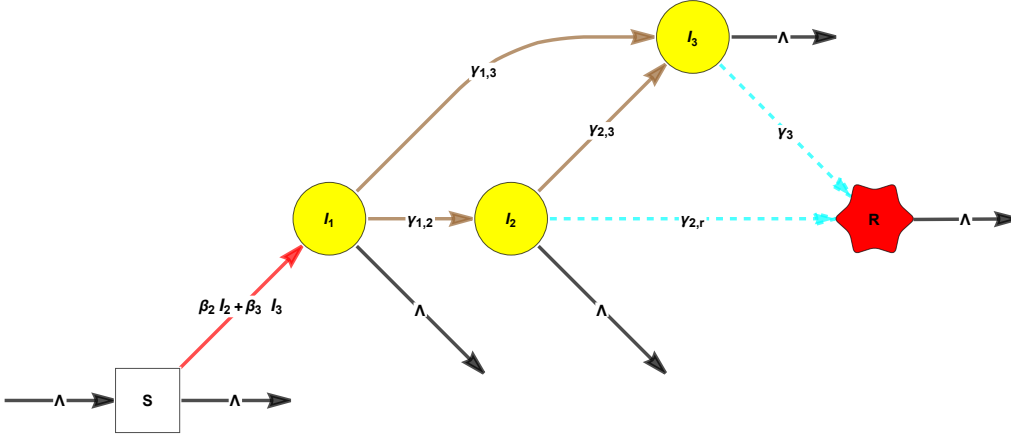


Figure 5: Chart flow/species graph of the SLIAR model (34). The red edge corresponds to the entrance of susceptibles into the entrance disease class  $L$ , the cyan dashed lines correspond to the rates of recovery, and the brown and black edges are the rates of the transition matrix  $V$  towards the interior and exterior, respectively.

The ODE, using slightly different notations from those in the figure, are

$$\begin{cases} s'(t) = \Lambda - s(t)(\beta_a a(t) + \beta_i i(t) + \Lambda) \\ \begin{pmatrix} l'(t) & i'(t) & a'(t) \end{pmatrix} = \begin{pmatrix} l(t) & a(t) & i(t) \end{pmatrix} \left[ s(t) \begin{pmatrix} 0 & 0 & 0 \\ \beta_a & 0 & 0 \\ \beta_i & 0 & 0 \end{pmatrix} + \begin{pmatrix} -\gamma_l - \Lambda & l_i & l_a \\ 0 & -\gamma_i - \Lambda & i_a \\ 0 & 0 & -\gamma_a - \Lambda \end{pmatrix} \right], \\ r'(t) = i_r i(t) + \gamma_a a(t) - \Lambda r(t) \end{cases}, \quad (35)$$

where  $\gamma_i = i_a + i_r$  and  $\gamma_l = l_i + l_a$ .

The correspondence between the two sets of notation is

$$\begin{cases} \gamma_1 \rightarrow \gamma_l, \gamma_{1,2} \rightarrow l_i, \gamma_{1,3} \rightarrow l_a, \\ \gamma_2 \rightarrow \gamma_i, \gamma_{2,3} \rightarrow i_a, \gamma_{2,r} \rightarrow i_r, \gamma_3 \rightarrow \gamma_a, \\ \beta_2 \rightarrow \beta_i, \beta_3 \rightarrow \beta_a, \\ (i_1, i_2, i_3) \rightarrow (l, i, a), \end{cases}$$

Proposition 3 yields that

$$\mathcal{R} = \hat{a}(0) = \frac{\beta_i l_i (\Lambda + \gamma_a) + \beta_a l_a (\Lambda + \gamma_i) + \beta_a l_i i_a}{(\Lambda + \gamma_l)(\Lambda + \gamma_i)(\Lambda + \gamma_a)} \quad (36)$$

We conclude by noting that the system (35) admits two fixed points, with the boundary point being given by

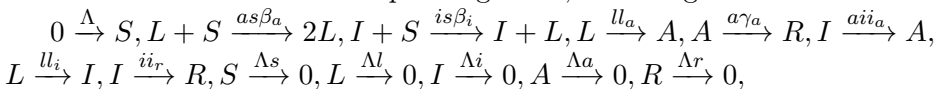
$$(s_{df_e} = 1, a = 0, i = 0, r_{df_e} = 0).$$

It may be checked that the endemic point with coordinates given by

$$\begin{cases} s_e = \frac{1}{\mathcal{R}}, \\ l_e = \frac{\Lambda}{\Lambda + \gamma_l} \left(1 - \frac{1}{\mathcal{R}}\right), \\ i_e = \frac{\Lambda l_i}{(\gamma_i + \Lambda)(\gamma_l + \Lambda)} \left(1 - \frac{1}{\mathcal{R}}\right), \\ a_e = \frac{\Lambda((\Lambda + i_r)l_a + \gamma_l i_a)}{\beta_i l_i (\Lambda + \gamma_a) + \beta_a l_a (\Lambda + \gamma_i) + \beta_a l_i i_a} (\mathcal{R} - 1), \\ r_e = \frac{i_r l_i \Lambda + \gamma_a \gamma_l \gamma_i + \gamma_a l_a \Lambda}{\beta_i l_i (\Lambda + \gamma_a) + \beta_a l_a (\Lambda + \gamma_i) + \beta_a l_i i_a} (\mathcal{R} - 1) \end{cases}$$

becomes positive precisely when  $R_0 = s_{df_e} \mathcal{R} > 1$ , and that it is always stable when it exists (see notebook).

The reactions of the corresponding CRN, assuming ‘‘mass-action form’’, are



see the Figure 6 below.

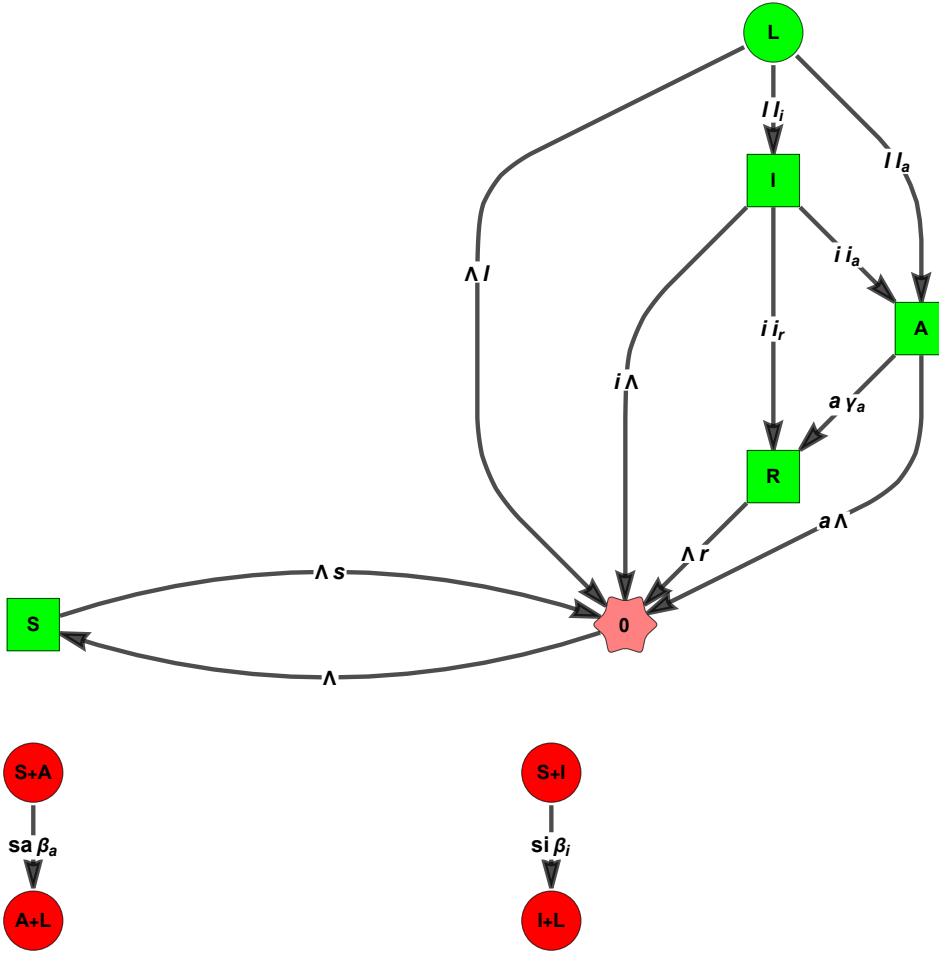
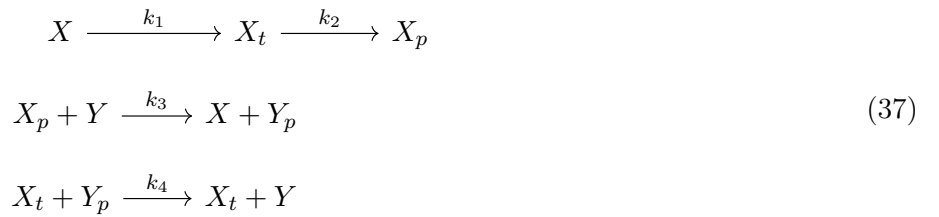


Figure 6: The Feinberg–Horn–Jackson graph of the ‘SLIAR network’ with 13 reactions. The deficiency is  $10 - 3 - 5 = 2$ , and weak reversibility does not hold.

## 2.6 SIR-PH-FA Meets ACR: EnvZ.nb

We provide here an ACR example, for which the stability condition for the fixed boundary point is of the form (30).

Consider a simplified EnvZ-OmpR system [AAHJ]:



with stoichiometric matrix  $\begin{pmatrix} -1 & 0 & 1 & 0 \\ 1 & -1 & 0 & 0 \\ 0 & 1 & -1 & 0 \\ 0 & 0 & -1 & 1 \\ 0 & 0 & 1 & -1 \end{pmatrix}$ , rank 3, deficiency  $7 - 3 - 3 = 1$ , and a corresponding system

of ordinary differential equations:

$$\begin{cases} X' = -k_1 X + k_3 X_p Y \\ X'_t = k_1 X - k_2 X_t \\ X'_p = k_2 X_t - k_3 X_p Y \\ Y' = -k_3 X_p Y + k_4 X_t Y_p \\ Y'_p = k_3 X_p Y - k_4 X_t Y_p \end{cases} \tag{38}$$

(to simplify the notation, we have abbreviated, as is customary, EnvZ by X, and OmpR by Y). There are two conservation laws  $x_{tot} = X + X_t + X_p, y_{tot} = Y + Y_p$ , (total EnvZ and total OmpR, respectively).

Mathematica finds quickly the ‘‘DFE’’ fixed point with resident species  $\{X_p, Y_p\}$ :

$$X = X_t = 0 = Y, X_p = x_{tot}, Y_p = y_{tot},$$

and possibly a second interior fixed point, parametrized by  $(x^*, x_p^*)$ :

$$x_t^* = \frac{k_1 x^*}{k_2}, y^* = \frac{k_1 x^*}{k_3 x_p^*}, y_p^* = \frac{k_2}{k_4} \leq y_{tot},$$

the last component  $y_p^*$  being the ACR species (this example satisfies the sufficient [SF10] ACR conditions since it has deficiency one and two non-terminal complexes  $X_t, X_t + Y_p$ —see (37)—which differ in the single species  $Y_p$ , which must therefore be the ACR species).

It turns out that the last obvious inequality implies both the uniqueness of the interior point within each invariant set, parametrized by  $x_{tot}, y_{tot}$ , its stability, and the instability of the DFE when the inequality is strict. Rewriting this inequality in the form

$$1 < \frac{y_{tot}}{y_p^*} := R_0, \quad (39)$$

which is the complement of the inequality  $R_0 \leq 1$  (30), we render obvious its CRN interpretation that for the interior point to be stable, it must first satisfy the total constraint where it intervenes.

**Remark 20** *Let us also establish the stability of the DFE, as a full example of the NGM approach, in the non-rank one case (so, the formula of [ABvdD<sup>+</sup>07] does not apply).*

1. *The derivative of RHS<sub>i</sub> with respect to the infection variables is*

$$J_i = \begin{pmatrix} -k_1 & 0 & k_3 X_p \\ k_1 & -k_2 & 0 \\ 0 & k_4 Y_p & -k_3 X_p \end{pmatrix} = F - V = \begin{pmatrix} 0 & 0 & k_3 X_p \\ 0 & 0 & 0 \\ 0 & k_4 Y_p & 0 \end{pmatrix} - \begin{pmatrix} k_1 & 0 & 0 \\ -k_1 & k_2 & 0 \\ 0 & 0 & k_3 X_p \end{pmatrix} \implies \quad (40)$$

$$K = FV^{-1} = \begin{pmatrix} 0 & 0 & 1 \\ 0 & 0 & 0 \\ \frac{k_4 y_{tot}}{k_2} & \frac{k_4 y_{tot}}{k_2} & 0 \end{pmatrix} \quad (41)$$

where the resident species  $X_p, Y_p$  are evaluated at the ‘‘disease-free state’’ (with  $X = X_t = Y = 0$ ), i.e.,  $X_p = x_{tot}, Y_p = y_{tot}$  (this is implemented in our script NGM).

2. *The next step consists in attempting to factor the characteristic polynomial of K, and in removing ‘‘stable factors’’ (i.e., factors which may not have eigenvalues with a positive real part). It seems, at least for the ACR models satisfying the [SF10] conditions discussed in this section, that the characteristic polynomial of K factors more often than that of J<sub>i</sub>.*

*In our current example, the 3rd degree characteristic polynomial of K is  $ch(u) = u(k_2 u^2 - k_4 Y_p)$ . After removing the factor u, the remaining second-degree polynomial has symmetric roots, the positive one being*

$$R_0 = \sqrt{\frac{k_4 y_{tot}}{k_2}} = \sqrt{\frac{y_{tot}}{y_p^*}}.$$

*Finally, the condition  $R_0 > 1$  under which the stability of the boundary disease-free steady state is lost is precisely*

$$y_{tot} > \frac{k_2}{k_4} = y_p^*. \quad (42)$$

**Remark 21** *When the characteristic polynomial has a higher degree, we may also apply, alternatively, the RH criteria to the shifted polynomial  $p(x) = ch(x+1)$ . In our current example, the shifted second-degree polynomial is  $k_2 x^2 + 2k_2 x + k_2 - k_4 Y_p$ , and RH recovers the condition  $k_2 - k_4 Y_p \geq 0$ . The computational advantage of this approach is that the single condition  $R_0 \leq 1$ , with  $R_0$ , which may be the root of a high-order polynomial, may be replaced by several RH conditions.*

**Open Problem 4** *Are varying total population models and their intermediate approximations of interest in CRN? Are there particular classes of CRN models where formulas similar to (29) and (30) hold (which include for example the ACR examples provided in [AAHJ])?*

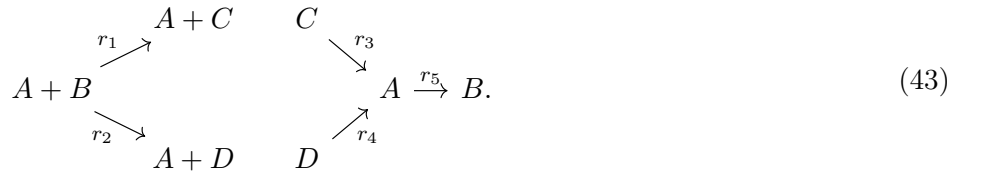
**Remark 22** *As an aside, nowadays, mathematical epidemiology literature suffers from "irreproducibility", i.e., the lack of electronic notebooks to support complicated computations, an absence which changes the simple task of pressing enter for checking into days of work.*

*To remedy this, we have provided our Mathematica package and notebooks for the above examples at [https://github.com/adhalanay/epidemiology\\_crns](https://github.com/adhalanay/epidemiology_crns) (accessed on 18 September 2024). Since they may still contain mistakes or unclarities occasionally, we ask the reader to contact us for any remarks.*

### 3 Further Fundamentals of CRNT: The Euclidean FHJ Graph, Network Translation GMAKs, and ACR Results; The (4,5,3,2) MAK ( [TJ18], (1)): Tonello.nb

We end our essay by mentioning one idea which seems important for the non-reversible models of ME. The reader may have noticed that one idea of CRNT, the embedding of the Feinberg–Horn–Jackson into Euclidean space [CF05], raises the question of how moving the graph vertices, and allowing them maybe to collide, will affect the corresponding ODE. This implicit question has been now addressed in the theory of GMAKs obtained by network translation, initiated by Johnston [Joh14, TJ18, JMP19, HLJK22]. This approach requires understanding that translation has a double effect: (1) it changes the directions in the SM, and (2) it also changes the matrix of exponents  $Y_\alpha$ —see Example 4. An interesting effect is obtained when we effectuate only the first change but leaving  $Y_\alpha$  and  $diag(\mathbf{k})$  unchanged. It can easily be seen that the SM and ODE for the resulting GMAK remain then unchanged, provided all complexes in a linkage class are translated by the same vector. This way, one may achieve weak reversibility and “kinetic deficiency” 0 for the new SM, as happened in Example 4.

Network translation of a MAK to a ZD-WR GMAK helps understanding, among other things, rational parametrizations related to the matrix tree theorem (see, for example, [Cox18b]) which appear in certain MAKs. This is well illustrated by the MAK ( [TJ18], (1))



with stoichiometric matrix  $\begin{pmatrix} 0 & 0 & 1 & 1 & -1 \\ -1 & -1 & 0 & 0 & 1 \\ 1 & 0 & -1 & 0 & 0 \\ 0 & 1 & 0 & -1 & 0 \end{pmatrix}$ .

Ordering the species (and the complexes) according to their appearance order yields the ODE:

$$\frac{d}{dt} \begin{pmatrix} A \\ B \\ C \\ D \end{pmatrix} = \begin{pmatrix} -Ak_5 + Ck_3 + Dk_4 \\ -A(Bk_1 + Bk_2 - k_5) \\ ABk_1 - Ck_3 \\ ABk_2 - Dk_4 \end{pmatrix}
 \tag{44}$$

1. It can be checked that  $rank(\Gamma) = 3$ , the deficiency is  $\delta = n_C - rank(\Gamma) - \ell = 7 - 3 - 2 = 2$ , the CRN has the conservation  $A + B + C + D$ , and that the cone of positive fluxes has dimension 2.
2. Mathematica finds two fixed points

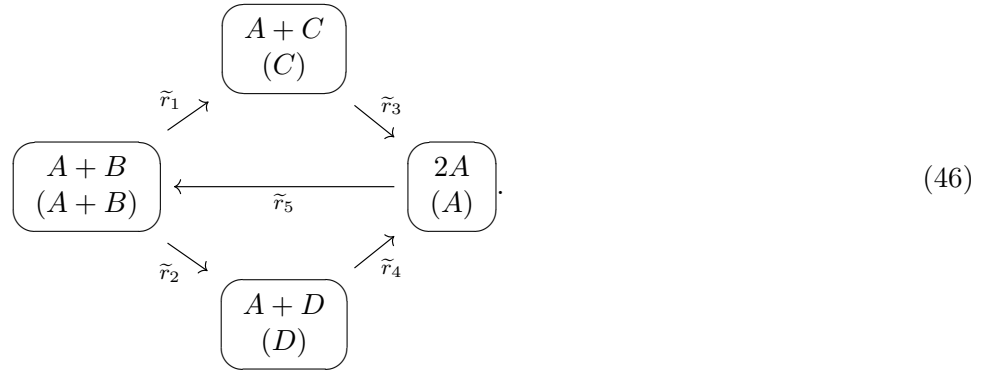
$$\left\{ \begin{array}{l} A = 0, C = 0, D = 0, B = n_{tot} \\ \left\{ b^* = \frac{k_5}{k_1 + k_2}, c^* = a^* \frac{k_1 k_5}{(k_1 + k_2) k_3}, d^* = a^* \frac{k_2 k_5}{(k_1 + k_2) k_4} \right. \end{array} \right. ,
 \tag{45}$$

which suggests that the matrix tree theorem might be at work. The second solution under the extra constraint  $A + B + C + D = n_{tot}$ ,

$$\begin{cases} A = ((k_1 + k_2) n_{tot} - k_5) \frac{k_3 k_4}{k_1 k_4 (k_3 + k_5) + k_2 k_3 (k_4 + k_5)}, B = \frac{k_5}{k_1 + k_2} \\ C = ((k_1 + k_2) n_{tot} - k_5) \frac{k_1 k_4 k_5}{(k_1 + k_2)(k_1 k_4 (k_3 + k_5) + k_2 k_3 (k_4 + k_5))} \\ D = ((k_1 + k_2) n_{tot} - k_5) \frac{k_2 k_3 k_5}{(k_1 + k_2)(k_1 k_4 (k_3 + k_5) + k_2 k_3 (k_4 + k_5))} \end{cases}$$

is positive if and only if  $n_{tot} > b^*$ . The NGM method yields  $R_0 = \frac{n_{tot}}{b^*}$ , and the Jacobian at the EE reveals that it is always stable when it exists, i.e., when  $R_0 > 1$ .

To better understand this model, the authors propose studying in parallel the GMAK



In (46), the lower (kinetic) complexes, displayed in parenthesis, correspond to the original source complexes [Joh14], and the upper (stoichiometric) complexes correspond to the source complexes adjusted by “translation complexes” (in this case,  $A$  is added to  $r_3$ ,  $r_4$ , and  $r_5$ ), with the net result of gluing some of the product complexes to source ones, creating in this way a WR GMAK.

Now the translated CRN, which represents the same dynamics, has ZD, and hence the fixed point formulas may be interpreted via the matrix tree theorem, applied to the graph (46) ([TJ18], Thm 2-3).

We end this section by showing how to use the Matlab TowardZ algorithm [HKAAR<sup>+</sup>21, HHKK23], which uses network translation, available at <https://github.com/Mathbiomed/TOWARDZ>, (accessed on 5 December 2022), for determining some WR-ZD network translations for the MAK (43), including that given in (46).

1. We must type first the sources and products for the MAK of ([TJ18], (1)) in the file TOWARDZ\_for\_given.m, which is provided in TowardZ for testing the illustrated examples from the paper (or others).
2. The results to examine first are the solution, a  $7 \times 2$  cell array object, and Index, a  $7 \times 5$  cell array. They indicate the presence of seven distinct WR-ZD GMAK realizations. The source and product for the GMAK (46) may be found by typing `Solution{7,:}`. This corresponds to the solution provided in ([TJ18] (1)), after a permutation of the reactions provided by `Index{7,:}` (which reveals that the source and product complex matrices displayed have the column order r4, r3, r2, r1, and r5).

### 3.1 Finding Weakly Reversible and Zero Deficiency (WR-ZD/ $WR_0$ ) Representations of an ODE, Using TowardZ [HHKK23]

Since the existence of a WR-ZD representation guarantees that an ODE has remarkable properties, it is quite interesting to detect the existence of such representations. Let us first mention one algorithm for that, which offers MAK representations, provided in the recent paper [CJY22]. We have not yet succeeded in finding ME examples where it applies, so we state this as an open problem.

**Open Problem 5** *Are there ME models which admit equivalent MAK WR-ZD representations?*

**Remark 23** *This question is related to the papers [PGH<sup>+</sup>23, JB19, HWX23, CJY22], where the question of which models admit WR-ZD representations is studied algorithmically but may not be fully resolved theoretically.*

On the other hand, TowardZ does produce GMAK representations for several of the ME models we tried.

We provide now the 4 TowardZ WR-ZD translations of the deficiency one SIRS model with eight reactions (8):

$$\frac{dx(t)}{dt} = \begin{pmatrix} 1 & -1 & 0 & 1 & -1 & -1 & 0 & 0 \\ 0 & 1 & -1 & 0 & 0 & 0 & -1 & 0 \\ 0 & 0 & 1 & -1 & 1 & 0 & 0 & -1 \end{pmatrix} \begin{pmatrix} \lambda \\ \beta is \\ \gamma i \\ r\gamma_r \\ s\gamma_s \\ \mu s \\ i\mu_i \\ \mu r \end{pmatrix} = \begin{pmatrix} -\beta si + \lambda + r\gamma_r - s\gamma_s - \mu s \\ -\gamma i - i\mu_i + \beta is \\ \gamma i - r\gamma_r - \mu r + s\gamma_s \end{pmatrix}$$

**Remark 24** Besides the monomolecular SIRS from example 4, TowardZ finds three other “WR-ZD cousins” SIRS:

1.  $\{ "r" \rightarrow "r" + "s", "r" + "s" \rightarrow "i" + "r", "i" + "r" \rightarrow "r", "r" + "s" \rightarrow 2 "r", 2 "r" \rightarrow "r" + "s", "r" + "s" \rightarrow "r", "i" + "r" \rightarrow 2 "r", 2 "r" \rightarrow "r" \}$
2.  $\{ "i" \rightarrow "i" + "s", "i" + "s" \rightarrow 2 "i", 2 "i" \rightarrow "i", "i" + "s" \rightarrow "i" + "r", "i" + "r" \rightarrow "i" + "s", "i" + "s" \rightarrow "i", 2 "i" \rightarrow "i" + "r", "i" + "r" \rightarrow "i" \}$
3.  $\{ "s" \rightarrow 2 "s", 2 "s" \rightarrow "i" + "s", "i" + "s" \rightarrow "s", 2 "s" \rightarrow "r" + "s", "r" + "s" \rightarrow 2 "s", 2 "s" \rightarrow "s", "i" + "s" \rightarrow "r" + "s", "r" + "s" \rightarrow "s" \}$

Now SIRS is in itself an easy model, but it is quite possible that such cousins might turn out useful for studying more complex models.

## 4 Discussion: Can (Generalized) Chemical Reaction Network Methods Help in Solving Mathematical Epidemiology Problems, and Vice Versa?

The CRN formalism provides a universal language for studying essentially non-negative ODEs, which is not known well enough outside CRNT; as a result, classic results like, for example, that in [HT81], and the use of reaction variables [CJ93] are rediscovered again and again, while newer results like [Ban18] are of course ignored.

On the other hand, ME models are quite difficult to analyze under realistic assumptions, as witnessed by the huge proportion of ME papers that work under approximations like the negligibility of deaths, permanent immunity, single-strain viruses, and either linear birth rates or constant immigration rates (but not a combination of both). Let us stress that the simplest ME model, the three species SIRS, has only been analyzed under complete realistic assumptions only recently, in [Nil23], and that despite brilliant papers on SEIRS like, for example, [LM95, LGWK99, LMVDD99, SH10, LL18], this four-species model is far from being fully understood. Also, as already noted, simplifying properties in CRN, like weak reversibility and ZD, seem to be never met in ME models (Open Problem 1).

Therefore, the answer to the question in the title is not easy. What has been established for now is that the intersection of “classical chemical models” and “ME-type models with conditionally stable boundary fixed points”, while not large, is not empty since it includes the CRN ACR models, for which the NGM method for establishing DFE stability turns out to be quite convenient, and for which relations first encountered for SIR-PH-FA models like (25) hold.

Furthermore, as recalled already in Section 1.9, two CRN methods found spectacular ME applications in [VAA24], namely, the following:

1. The inheritance of Hopf bifurcations was applied to SIRnS models (i.e., cyclic epidemic models with one susceptible class, one infection class, and  $n$  recovered classes).
2. The existence of bifurcations for models with rich rates has turned out useful for showing that all models which include as submodels a Capasso-type SIR (i.e., SIR models with admissible symbolic incidence function) admit Hopf bifurcations [VAA24].

Our personal answer to the question in the title of this section is that the CRN formulations and notation style seem more suitable to us for capturing “network dynamics” than the traditional representation. For that, we use them nowadays daily in investigating any essentially non-negative ODE problem, by calling our CRN-style Mathematica package EpidCRN, offered at [https://github.com/adhalanay/epidemiology\\_crns](https://github.com/adhalanay/epidemiology_crns), (accessed on 18 September 2024), (already used in [AAHJ]), which, in turn, uses the package ReactionKinetics.



But a complete answer to the question in the title is impossible since CRN/BIN theory is quickly evolving nowadays. For some developments which might turn out useful also in ME, let us suggest the theory of  $k$ -contractions [WM21, WKM22, ARAS23, KGM24, DARJS24], of structural stability, and BDC decompositions [BFG14, BG15, GCSFB16, Gio16, BCCG19, BG18], and that of robust Lyapunov functions [BG14, ARA15a, AARS21, ARA15b, Ali16, BHGS18, AR23].

In the opposite direction, the renewal kernel method—see for example [DHM90, AAHJ], and Section 2.3 above—might turn out to be useful for studying CRN models.

Let us end this paper by repeating the question raised in Remark 24: can the “WR-ZD cousins” of epidemic models shed some light on their ME relatives?

## 5 A Brief Tour of Some Relevant Facts from the Theory of “Continuous Time Pure Jump Markov Chains” (CTMC)

An ODE RHS like (18) may also be used to define a stochastic CTMC (continuous-time Markov chain) process on a mesh  $h\mathbb{N}^3$ ,  $h > 0$ , which jumps in the direction of the columns of  $\Gamma$ , at rates  $\mathbf{r}(\mathbf{x})$ . Note that for the Mathematica kernel/ChatGPT/Alexa, the only difference between the specification of an ODE and of its associated pure jump Markov model is an extra “mesh parameter”  $h$ .

Since only numeric results are available typically for multidimensional CTMC processes, various semi-analytic approximations have been proposed as well, notably by fixing the non-infectious compartments, since intuitively they evolve on a smaller time-scale.

Citing Griffiths [Gri73], “It has been noted by Bartlett (1955), p. 129, that for an epidemic in a large population, the number of susceptibles may, at least in the early stages of an outbreak, be regarded as approximately constant at its initial value and that this approximation will continue to hold throughout the course of an epidemic, provided that the final epidemic size is small relative to the total susceptible population. Thus the general (SIR) epidemic process may be approximated by a one-dimensional birth-and-death process.”

The resulting approximation may either converge to 0 or be non-positive-recurrent (due the infinite state space) as detailed in the next section.

### 5.1 An Approximate “Stochastic SIR Infection Process” on the infected compartment

An approximate “stochastic SIR infection process” obtained by fixing  $s, r$  is associated to the equation

$$i' = \beta si - \mu i = (\beta s - \mu)i,$$

of the disease compartment  $i$ , where  $s$  is assumed fixed. Recall that this projection on the disease compartments is also the main brick of the next generation matrix (NGM) method for computing the stability of the DFE [DHM90, VdDW02, VdDW08].

The resulting birth and death process is a Markov process  $X_t \in \mathbb{N}$  with **linear rates**, generating operator on the set of functions  $f : h\mathbb{N} \rightarrow h\mathbb{N}$  defined by

$$\mathcal{G}f(i) = \beta si(f(i+h) - f(i)) - \mu i(f(i-h) - f(i)) := Af(i).$$

This process either converges to 0 or is non-positive-recurrent, depending on whether  $R_0 := \frac{\beta s}{\mu}$  is strictly smaller than 1, or not. The probabilities of “extinction/absorption into 0”, when starting the process with  $j$  infected are

$$q^j, \quad q = \begin{cases} 1 & R_0 \leq 1 \\ \frac{\mu}{\beta s} = \frac{1}{R_0} & R_0 > 1 \end{cases} \quad (47)$$

see, for example, the textbook [Daw17].

A general quadratic (matrix) formula for computing the extinction probabilities for any epidemic model inspired by Bacaer and spelled out in [AABJ23] is also implemented in our package EpidCRN.

### 5.2 A Review of the Times of Absorption of Finite-State Continuous-Time Markov Chains

There exists a second approximate epidemic process of interest, for which there does not exist much work in the literature (probably due to its trivial nature). Recall that we fixed all the non-infection compartments so that now all the transition rates except for birth are linear. Assume now we are following the evolution of a

single infected individual between the infection compartments, which changes the rates from linear to constant, given by the elements of the matrix  $-V$ . We have now to deal with a Markovian evolution among a set of finite states, i.e., a finite state CTMC, and the issue is to study its time until absorption (which corresponds to the infected individual becoming recovered).

A phase-type distribution is the distribution of the time until the absorption of a finite-state continuous-time Markov chain (CTMC) into an absorbing state. More formally, we have the following.

**Definition 6** ([LR99]) *Let  $X_t$  denote a finite-state continuous-time Markov process, with one absorbing state. Denote by  $\begin{pmatrix} \mathbf{a} & A \\ 0 & \mathbf{0} \end{pmatrix}$  the generating matrix of  $X_t$ , where  $\mathbf{a} := -A\mathbf{1}$ , and  $A$  is an  $n \times n$  matrix, describing transitions between transient states, and let  $\vec{\alpha} = (\alpha_1, \alpha_2, \dots, \alpha_n)$  denote a 1-dimensional subprobability row vector of size  $n$ , representing the initial distribution of  $X_t$ .*

*The “absorption time” until  $X_t$  enters its absorbing state, to be denoted by  $T_{abs}$ , is also called a phase-type random variable.*

The matrix-exponential  $e^{tA}$  yields, by definition, the transition probabilities at time  $t$  between the transient states. The following hold:

1. The survival function of  $T_{abs}$  is given by

$$P[T_{abs} > t] = \vec{\alpha} e^{tA} \mathbf{1}, \quad (48)$$

where  $\mathbf{1}$  is a column vector of 1's.

2. The density of  $T_{abs}$  is

$$f_{T_{abs}}(t) = \vec{\alpha} e^{tA} \mathbf{a}, \quad (49)$$

where  $\mathbf{a} = (-A)\mathbf{1}$  is a column vector representing the direct absorption rates (via one transition).

3. The “expected dwell times” in each state are given by the components of the matrix  $(-A)^{-1}$ :

$$E_i[1_{\{X_t=j\}}] = (-A)_{i,j}^{-1} \quad (50)$$

**Remark 25** *The expression above shows that the elements of the NGM matrix (41) may be interpreted as the total force of infectivity an infectious individual will exert before recovery.*

The expression phase-type distribution (or law) refers to the ensemble of probabilities  $P[T_{abs} \in [a, b], a, b \in \mathbb{R}_+$ , and sometimes to just one of the two equations, (48) and (49), given above.

Phase-type distributions have become very popular in applied probability, due to their computational tractability. Essentially, all known results on exponential distributions hold for these more complex laws (simply by replacing scalars by matrices or vectors). Since this class is dense in the class of continuous laws on  $\mathbb{R}_+$ , statisticians may always fit PH distributions to their data, while simultaneously taking advantage of the exceptional tractability of the exponential law.

The ancestor of the phase-type modelization is the method of stages, introduced by A. K. Erlang. In ME, phase-type modelization was popularized by Hurtado [HK19, HR21]—see also [AAB<sup>+</sup>21, AAK21] for some explanation of why probabilities intervene in ODE ME models.

### 5.3 The CRN representation yields a Hamiltonian representation of the expected time spent along “escape paths” of stochastic CTMC processes

The importance of the CRN formalism becomes apparent when introducing the Hamiltonian function associated to a CRN (see for example [Sna21, GS23, CS24]):

$$H_{\text{CRN}}(\theta, x) = \sum_{r \in \mathcal{R}} (e^{(y_\beta - y_\alpha)\theta} - 1) k_{y_\alpha \rightarrow y_\beta} x^{y_\alpha} \quad (51)$$

(note that this depends only on the stoichiometric columns  $y_\beta - y_\alpha$ , and that when  $\theta \rightarrow 0$ ,  $H_{\text{CRN}}(\theta, x)/\theta \rightarrow \text{RHS}$ ). The Hamiltonian allows computing the trajectories of the least improbable paths by which a CTMC escapes from a stable point (say endemic) towards an unstable one (say the DFE), but the rarity of such events makes them uninteresting in ME.

A Hamiltonian has an associated deterministic motion in  $(x, \theta)$  space, defined by the equations:

$$\frac{dx}{dt} = \frac{\partial H}{\partial \theta}, \quad \frac{d\theta}{dt} = -\frac{\partial H}{\partial x}. \quad (52)$$

The expected travel time to an unstable deterministic fixed point, starting from a stable deterministic equilibrium point, satisfies (see [EK04])

$$\frac{\ln(\tau_{\lfloor Nx^* \rfloor})}{N} \rightarrow A = \int_{-\infty}^{\infty} \theta \frac{dx}{dt} dt \text{ as } N \rightarrow \infty, \quad (53)$$

where  $A$  is known as ‘‘action functional’’. The value of  $A$  is found by integrating along the trajectory of (52) that goes from initial state  $(x, \theta) = (x^*, 0)$  at time  $t = -\infty$ , to a final state at time  $t = +\infty$  which is a fixed point of the Hamiltonian  $(x, \theta) = (0, 0)$ .

The methods outlined above are quite general, and can potentially be applied numerically to any ME model.

As an aside, for the SI process the value of  $A$  may be found explicitly [DSS05, CT18], but for higher dimensions only numeric integration seems to work. Whether or not symbolic treatment is possible in other particular cases is an open problem.

## References

- [AAB<sup>+</sup>21] Florin Avram, Rim Adenane, Lasko Basnarkov, Gianluca Bianchin, Dan Goreac, and Andrei Halanay, On matrix-SIR arino models with linear birth rate, loss of immunity, disease and vaccination fatalities, and their approximations, arXiv preprint arXiv:2112.03436 (2021).
- [AAB<sup>+</sup>23] ———, An Age of infection kernel, an R formula, and further results for Arino-Brauer A, B matrix epidemic models with varying populations, waning immunity, and disease and vaccination fatalities, *Mathematics* **11** (2023), no. 6, 1307.
- [AAB24] Florin Avram, Rim Adenane, and Lasko Basnarkov, Some probabilistic interpretations related to the next-generation matrix theory: A review with examples., *Mathematics* (2227-7390) **12** (2024), no. 15.
- [AABH22] Florin Avram, Rim Adenane, Gianluca Bianchin, and Andrei Halanay, Stability analysis of an Eight parameter SIR-type model including loss of immunity, and disease and vaccination fatalities, *Mathematics* **10** (2022), no. 3.
- [AABJ23] Florin Avram, Rim Adenane, Lasko Basnarkov, and Matthew D Johnston, Algorithmic approach for a unique definition of the next-generation matrix, *Mathematics* **12** (2023), no. 1, 27.
- [AAGH24] Florin Avram, Rim Adenane, Dan Goreac, and Andrei Halanay, Does mathematical epidemiology have general laws, besides the DFE stability theorem?, *Monografías Matemáticas Garcia de Galdeano* **43** (2024), 11–20.
- [AAH22] Florin Avram, Rim Adenane, and Andrei Halanay, New results and open questions for SIR-PH epidemic models with linear birth rate, waning immunity, vaccination, and disease and vaccination fatalities, *Symmetry* **14** (2022), no. 5, 995.
- [AAHJ] Florin Avram, Rim Adenane, Andrei D. Halanay, and Matthew D. Johnston, Investigating synergies between chemical reaction networks (CRN) and mathematical epidemiology (ME), using the Mathematica package Epid-CRN, Preprint.
- [AAK21] Florin Avram, Rim Adenane, and David I Ketcheson, A review of matrix SIR arino epidemic models, *Mathematics* **9** (2021), no. 13, 1513.
- [AARAS20] M Ali Al-Radhawi, David Angeli, and Eduardo D Sontag, A computational framework for a lyapunov-enabled analysis of biochemical reaction networks, *PLoS computational biology* **16** (2020), no. 2, e1007681.
- [AARS21] David Angeli, Muhammad Ali Al-Radhawi, and Eduardo D Sontag, A robust lyapunov criterion for nonoscillatory behaviors in biological interaction networks, *IEEE Transactions on Automatic Control* **67** (2021), no. 7, 3305–3320.

- [ABvdD<sup>+</sup>06] Julien Arino, Fred Brauer, Pauline van den Driessche, James Watmough, and Jianhong Wu, Simple models for containment of a pandemic, *Journal of the Royal Society Interface* **3** (2006), no. 8, 453–457.
- [ABvdD<sup>+</sup>07] ———, A final size relation for epidemic models, *Mathematical Biosciences & Engineering* **4** (2007), no. 2, 159.
- [ACK10] David F Anderson, Gheorghe Craciun, and Thomas G Kurtz, Product-form stationary distributions for deficiency zero chemical reaction networks, *Bulletin of mathematical biology* **72** (2010), 1947–1970.
- [AKK<sup>+</sup>20] Santosh Ansumali, Shaurya Kaushal, Alope Kumar, Meher K Prakash, and M Vidyasagar, Modelling a pandemic with asymptomatic patients, impact of lockdown and herd immunity, with applications to sars-cov-2, *Annual reviews in control* (2020).
- [Ali16] Muhammad Ali, New approach to the stability and control of reaction networks, Imperial College London, 2016.
- [AM91] R. M. Anderson and R. McM. May, Infectious diseases of humans, vol. 1, Oxford university press Oxford, 1991.
- [And11] David F Anderson, A proof of the global attractor conjecture in the single linkage class case, *SIAM Journal on Applied Mathematics* **71** (2011), no. 4, 1487–1508.
- [Ang09] David Angeli, A tutorial on chemical reaction networks dynamics, 2009 European Control Conference (ECC), IEEE, 2009, pp. 649–657.
- [AP20] Julien Arino and Stéphanie Portet, A simple model for covid-19, *Infectious Disease Modelling* **5** (2020), 309–315.
- [AR23] M Ali Al-Radhawi, Graphical characterizations of robust stability in biological interaction networks, *Mathematics of Control, Signals, and Systems* **35** (2023), no. 3, 585–617.
- [ARA15a] M Ali Al-Radhawi and David Angeli, Robust lyapunov functions for reaction networks: An uncertain system framework, arXiv preprint arXiv:1509.02086 (2015).
- [ARA15b] Muhammad Ali Al-Radhawi and David Angeli, New approach to the stability of chemical reaction networks: Piecewise linear in rates lyapunov functions, *IEEE Transactions on Automatic Control* **61** (2015), no. 1, 76–89.
- [ARAS23] M Ali Al-Radhawi, David Angeli, and Eduardo Sontag, On structural contraction of biological interaction networks, arXiv preprint arXiv:2307.13678 (2023).
- [Bai75] Norman Bailey, The mathematical theory of infectious diseases and its applications, Charles Griffin & Company Ltd, 5a Crendon Street, High Wycombe, Bucks HP13 6LE., 1975.
- [Ban18] Murad Banaji, Inheritance of oscillation in chemical reaction networks, *Applied Mathematics and Computation* **325** (2018), 191–209.
- [BCCG19] Franco Blanchini, Graziano Chesi, Patrizio Colaneri, and Giulia Giordano, Checking structural stability of bdc-decomposable systems via convex optimisation, *IEEE Control Systems Letters* **4** (2019), no. 1, 205–210.
- [BDDG<sup>+</sup>12] Dimitri Breda, Odo Diekmann, WF De Graaf, A Pugliese, and R Vermiglio, On the formulation of epidemic models (an appraisal of kermack and mckendrick), *Journal of biological dynamics* **6** (2012), no. sup2, 103–117.
- [Ber66] Daniel Bernoulli, Essai d’une nouvelle analyse de la mortalité cause par la petite vérole et des avantages de l’inoculation pour la prévenir. histoire de l’académie royale des sciences avec les mémoires de mathématique et de physique tirés des registres de cette académie. paris 1766 (année 1760), *History of Actuarial Science* **8** (1766), 1766.

- [BFG14] Franco Blanchini, Elisa Franco, and Giulia Giordano, A structural classification of candidate oscillatory and multistationary biochemical systems, *Bulletin of mathematical biology* **76** (2014), no. 10, 2542–2569.
- [BG14] Franco Blanchini and Giulia Giordano, Piecewise-linear lyapunov functions for structural stability of biochemical networks, *Automatica* **50** (2014), no. 10, 2482–2493.
- [BG15] ———, Structural stability of biochemical networks: Quadratic vs. polyhedral lyapunov functions, *IFAC-PapersOnLine* **48** (2015), no. 14, 278–283.
- [BG18] ———, Bdc-decomposition for global influence analysis, *IEEE Control Systems Letters* **3** (2018), no. 2, 260–265.
- [BHGS18] Franco Blanchini, EI-Samad Hana, Giulia Giordano, and Eduardo D Sontag, Control-theoretic methods for biological networks, 2018 IEEE conference on decision and control (CDC), IEEE, 2018, pp. 466–483.
- [BO23] Lorena C Bulhosa and Juliane F Oliveira, Vaccination in a two-strain model with cross-immunity and antibody-dependent enhancement, arXiv preprint arXiv:2302.02263 (2023).
- [Bra05] Fred Brauer, The kermack–mckendrick epidemic model revisited, *Mathematical biosciences* **198** (2005), no. 2, 119–131.
- [BvdDW08] Fred Brauer, Pauline van den Driessche, and Jianhong Wu, Mathematical epidemiology, Springer: DOI: 10.1007/978-3-540-78911-6, 2008.
- [CDE18] David Champredon, Jonathan Dushoff, and David JD Earn, Equivalence of the erlang-distributed seir epidemic model and the renewal equation, *SIAM Journal on Applied Mathematics* **78** (2018), no. 6, 3258–3278.
- [CDSS09] Gheorghe Craciun, Alicia Dickenstein, Anne Shiu, and Bernd Sturmfels, Toric dynamical systems, *Journal of Symbolic Computation* **44** (2009), no. 11, 1551–1565.
- [CF05] Gheorghe Craciun and Martin Feinberg, Multiple equilibria in complex chemical reaction networks: I. the injectivity property, *SIAM Journal on Applied Mathematics* **65** (2005), no. 5, 1526–1546.
- [CF06] ———, Multiple equilibria in complex chemical reaction networks: Ii. the species-reaction graph, *SIAM Journal on Applied Mathematics* **66** (2006), no. 4, 1321–1338.
- [CJ93] Bruce L Clarke and Weimin Jiang, Method for deriving hopf and saddle-node bifurcation hypersurfaces and application to a model of the belousov–zhabotinskii system, *The Journal of chemical physics* **99** (1993), no. 6, 4464–4478.
- [CJY22] Gheorghe Craciun, Jiaxin Jin, and Polly Y Yu, An algorithm for finding weakly reversible deficiency zero realizations of polynomial dynamical systems, arXiv preprint arXiv:2205.14267 (2022).
- [Cox18a] David A Cox, Lecture guide available at <https://faculty.tcu.edu/gfriedman/cbms2018/LectureGuide> 2018.
- [Cox18b] ———, Lecture slides available at [https://faculty.tcu.edu/gfriedman/cbms2018/Lecture\\_slides](https://faculty.tcu.edu/gfriedman/cbms2018/Lecture_slides) 2018.
- [CS24] Damian Clancy and John JH Stewart, Extinction in host–vector infection models and the role of heterogeneity, *Mathematical Biosciences* **367** (2024), 109108.
- [CT18] Damian Clancy and Elliott Tjia, Approximating time to extinction for endemic infection models, *Methodology and Computing in Applied Probability* **20** (2018), no. 4, 1043–1067.
- [DARJS24] Alon Duvall, M Ali Al-Radhawi, Dhruv D Jatkar, and Eduardo Sontag, Interplay between contractivity and monotonicity for reaction networks, arXiv preprint arXiv:2404.18734 (2024).

- [Daw17] Donald A Dawson, Introductory lectures on stochastic population systems, arXiv preprint arXiv:1705.03781 (2017).
- [DBMP14] Pete Donnell, Murad Banaji, Anca Marginean, and Casian Pantea, Control: an open source framework for the analysis of chemical reaction networks, *Bioinformatics* **30** (2014), no. 11, 1633–1634.
- [DGM18] Odo Diekmann, Mats Gyllenberg, and JAJ Metz, Finite dimensional state representation of linear and nonlinear delay systems, *Journal of Dynamics and Differential Equations* **30** (2018), no. 4, 1439–1467.
- [DH00] Odo Diekmann and Johan Andre Peter Heesterbeek, Mathematical epidemiology of infectious diseases: model building, analysis and interpretation, vol. 5, John Wiley & Sons, 2000.
- [DHB13] O. Diekmann, H. Heesterbeek, and T. Britton, Mathematical Tools for Understanding Infectious Disease Princeton Univ. Press, 2013.
- [DHM90] Odo Diekmann, Johan Andre Peter Heesterbeek, and Johan AJ Metz, On the definition and the computation of the basic reproduction ratio  $R_0$  in models for infectious diseases in heterogeneous populations, *Journal of mathematical biology* **28** (1990), no. 4, 365–382.
- [DHR10] Odo Diekmann, JAP Heesterbeek, and Michael G Roberts, The construction of next-generation matrices for compartmental epidemic models, *Journal of the Royal Society Interface* **7** (2010), no. 47, 873–885.
- [DI22] Odo Diekmann and Hisashi Inaba, A systematic procedure for incorporating separable static heterogeneity into compartmental epidemic models, arXiv preprint arXiv:2207.02339 (2022).
- [Die88] Klaus Dietz, Mathematical models for transmission and control of malaria.
- [DSS05] Charles R Doering, Khachik V Sargsyan, and Leonard M Sander, Extinction times for birth-death processes: Exact results, continuum asymptotics, and the failure of the fokker–planck approximation, *Multiscale Modeling & Simulation* **3** (2005), no. 2, 283–299.
- [EK04] Vlad Elgart and Alex Kamenev, Rare event statistics in reaction-diffusion systems, *Physical Review E* **70** (2004), no. 4, 041106.
- [Fei87] Martin Feinberg, Chemical reaction network structure and the stability of complex isothermal reactors—i. the deficiency zero and deficiency one theorems, *Chemical engineering science* **42** (1987), no. 10, 2229–2268.
- [Fei19] ———, Foundations of chemical reaction network theory, Springer, 2019.
- [GCSFB16] Giulia Giordano, Christian Cuba Samaniego, Elisa Franco, and Franco Blanchini, Computing the structural influence matrix for biological systems, *Journal of Mathematical Biology* **72** (2016), 1927–1958.
- [GES05] Karin Gatermann, Markus Eiswirth, and Anke Sesse, Toric ideals and graph theory to analyze hopf bifurcations in mass-action systems, *Journal of Symbolic Computation* **40** (2005), no. 6, 1361–1382.
- [Gio16] Giulia Giordano, Structural analysis and control of dynamical networks, Ph.D. thesis, Università degli Studi di Udine, 2016, Available at [https://giuliagiordano.dii.unitn.it/docs/papers/Theses/GiuliaGiordano\\_PhDThesis.pdf](https://giuliagiordano.dii.unitn.it/docs/papers/Theses/GiuliaGiordano_PhDThesis.pdf).
- [Gri73] DA Griffiths, Multivariate birth-and-death processes as approximations to epidemic processes, *Journal of Applied Probability* **10** (1973), no. 1, 15–26.
- [GS23] Praful Gagrani and Eric Smith, Action functional gradient descent algorithm for estimating escape paths in stochastic chemical reaction networks, *Physical Review E* **107** (2023), no. 3, 034305.
- [Gun03] Jeremy Gunawardena, Chemical reaction network theory for in-silico biologists, Notes available for download at <http://vcp.med.harvard.edu/papers/crnt.pdf> **5** (2003).

- [HCH10] Wassim M Haddad, VijaySekhar Chellaboina, and Qing Hui, Nonnegative and compartmental dynamical systems, Princeton University Press, 2010.
- [HD96] JAP Heesterbeek and Klaus Dietz, The concept of  $R_0$  in epidemic theory, *Statistica neerlandica* **50** (1996), no. 1, 89–110.
- [Het00] H. W. Hethcote, The mathematics of infectious diseases, *S(ature)AM review* **42** (2000), no. 4, 599–653.
- [Het09] Herbert W Hethcote, Epidemiology models with variable population size, *Mathematical Understanding of Infectious Disease Dynamics*, World Scientific, 2009, pp. 63–89.
- [HHKK23] Hyukpyo Hong, Bryan S Hernandez, Jinsu Kim, and Jae Kyoung Kim, Computational translation framework identifies biochemical reaction networks with special topologies and their long-term dynamics, *SIAM Journal on Applied Mathematics* **83** (2023), no. 3, 1025–1048.
- [HJ72] Fritz Horn and Roy Jackson, General mass action kinetics, *Archive for rational mechanics and analysis* **47** (1972), 81–116.
- [HK19] Paul J Hurtado and Adam S Kiro Singh, Generalizations of the ‘linear chain trick’: incorporating more flexible dwell time distributions into mean field ode models, *Journal of mathematical biology* **79** (2019), no. 5, 1831–1883.
- [HKAAR<sup>+</sup>21] Hyukpyo Hong, Jinsu Kim, M Ali Al-Radhawi, Eduardo D Sontag, and Jae Kyoung Kim, Derivation of stationary distributions of biochemical reaction networks via structure transformation, *Communications biology* **4** (2021), no. 1, 620.
- [HLJK22] Bryan S Hernandez, Patrick Vincent N Lubenia, Matthew D Johnston, and Jae Kyoung Kim, A framework for deriving analytic long-term behavior of biochemical reaction networks, *bioRxiv* (2022), 2022–12.
- [Hor74] Friedrich JM Horn, The dynamics of open reaction systems, *Mathematical aspects of chemical and biochemical problems and quantum chemistry* (Proc. SIAM-AMS Sympos. Appl. Math., New York, 1974), vol. 8, Amer. Math. Soc. Providence, 1974, pp. 125–137.
- [HR21] Paul J Hurtado and Cameron Richards, Building mean field ode models using the generalized linear chain trick & Markov chain theory, *Journal of Biological Dynamics* (2021), 1–25.
- [HSVDD81] Herbert W Hethcote, Harlan W Stech, and Pauline Van Den Driessche, Nonlinear oscillations in epidemic models, *SIAM Journal on Applied Mathematics* **40** (1981), no. 1, 1–9.
- [HT81] Vera Hárs and János Tóth, On the inverse problem of reaction kinetics, *Qualitative theory of differential equations* **30** (1981), 363–379.
- [HWX23] Linard Hoessly, Carsten Wiuf, and Panqiu Xia, Complex balanced distributions for chemical reaction networks, *arXiv preprint arXiv:2301.04091* (2023).
- [JB19] Matthew D Johnston and Evan Burton, Computing weakly reversible deficiency zero network translations using elementary flux modes, *Bulletin of Mathematical Biology* **81** (2019), 1613–1644.
- [JMP19] Matthew D Johnston, Stefan Müller, and Casian Pantea, A deficiency-based approach to parametrizing positive equilibria of biochemical reaction systems, *Bulletin of Mathematical Biology* **81** (2019), 1143–1172.
- [Joh14] Matthew D Johnston, Translated chemical reaction networks, *Bulletin of mathematical biology* **76** (2014), 1081–1116.
- [JPD16] Matthew D Johnston, Casian Pantea, and Pete Donnell, A computational approach to persistence, permanence, and endotacticity of biochemical reaction systems, *Journal of mathematical biology* **72** (2016), 467–498.
- [KGM24] Rami Katz, Giulia Giordano, and Michael Margaliot, Existence of attracting periodic orbits in 3-dimensional strongly 2-cooperative systems, *arXiv preprint arXiv:2407.00461* (2024).

- [KM27] W. O. Kermack and A. G. McKendrick, A contribution to the mathematical theory of epidemics, Proc. R. Soc. Lond. Series A, Containing papers of a mathematical and physical character **115** (1927), no. 772, 700–721.
- [LGWK99] Michael Y Li, John R Graef, Liancheng Wang, and János Karsai, Global dynamics of a seir model with varying total population size, Mathematical biosciences **160** (1999), no. 2, 191–213.
- [LL18] Guichen Lu and Zhengyi Lu, Global asymptotic stability for the seirs models with varying total population size, Mathematical biosciences **296** (2018), 17–25.
- [LM95] Michael Y Li and James S Muldowney, Global stability for the seir model in epidemiology, Mathematical biosciences **125** (1995), no. 2, 155–164.
- [LMI<sup>+</sup>23] Torkel E. Loman, Yingbo Ma, Vasily Ilin, Shashi Gowda, Niklas Korsbo, Nikhil Yewale, Chris Rackauckas, and Samuel A. Isaacson, Catalyst: Fast and flexible modeling of reaction networks, PLOS Computational Biology **19** (2023), no. 10, 1–19.
- [LMVDD99] MICHAEL Y LI, JAMES S MULDOWNEY, and P VAN DEN DRIESSCHE, Global stability of seirs models in epidemiology, Recuperado de Research Gate (1999).
- [LR99] G. Latouche and V. Ramaswami, Introduction to matrix analytic methods in stochastic modeling, Soc. Industrial Appl. Math. (SIAM), Philadelphia, PA, <https://doi.org/10.1137/1.9780898719734.ch2> **3510** (1999).
- [MR12] Stefan Muller and Georg Regensburger, Generalized mass action systems: Complex balancing equilibria and sign vectors of the stoichiometric and kinetic-order subspaces, SIAM Journal on Applied Mathematics **72** (2012), no. 6, 1926–1947.
- [MY20] Matthew Macauley and Nora Youngs, The case for algebraic biology: from research to education, Bulletin of Mathematical Biology **82** (2020), 1–16.
- [Nil23] Florian Nill, Endemic oscillations for SARS-COV-2 Omicron—A SIRS model analysis, Chaos, Solitons & Fractals **173** (2023), 113678.
- [OSS22] Stefania Ottaviano, Mattia Sensi, and Sara Sottile, Global stability of sairs epidemic models, Nonlinear Analysis: Real World Applications **65** (2022), 103501.
- [PGH<sup>+</sup>23] Luis David García Puente, Elizabeth Gross, Heather A Harrington, Matthew Johnston, Nicolette Meshkat, Mercedes Pérez Millán, and Anne Shiu, Absolute concentration robustness: Algebra and geometry, arXiv preprint arXiv:2401.00078 (2023).
- [Ple77] Robert J Plemmons, M-matrix characterizations. i—nonsingular m-matrices, Linear Algebra and its Applications **18** (1977), no. 2, 175–188.
- [PS05] Lior Pachter and Bernd Sturmfels, Algebraic statistics for computational biology, vol. 13, Cambridge university press, 2005.
- [Ria20] Germán Riaño, Epidemic models with random infectious period, medRxiv (2020).
- [Ros16] Ronald Ross, An application of the theory of probabilities to the study of a priori pathometry.—part i, Proceedings of the Royal Society of London. Series A, Containing papers of a mathematical and physical character **92** (1916), no. 638, 204–230.
- [RS13] Marguerite Robinson and Nikolaos I Stilianakis, A model for the emergence of drug resistance in the presence of asymptomatic infections, Mathematical biosciences **243** (2013), no. 2, 163–177.
- [SF10] Guy Shinar and Martin Feinberg, Structural sources of robustness in biochemical reaction networks, Science **327** (2010), no. 5971, 1389–1391.
- [SH10] Chengjun Sun and Ying-Hen Hsieh, Global analysis of an seir model with varying population size and vaccination, Applied Mathematical Modelling **34** (2010), no. 10, 2685–2697.
- [Sna21] Michael Snarski, Hamilton-jacobi-bellman equations for chemical reaction networks, arXiv preprint arXiv:2108.00514 (2021).



- [TF21] Angélica Torres and Elisenda Feliu, Symbolic proof of bistability in reaction networks, SIAM Journal on Applied Dynamical Systems **20** (2021), no. 1, 1–37.
- [TJ18] Elisa Tonello and Matthew D Johnston, Network translation and steady-state properties of chemical reaction systems, Bulletin of Mathematical Biology **80** (2018), 2306–2337.
- [TNP18] János Tóth, Attila László Nagy, and Dávid Papp, Reaction kinetics: exercises, programs and theorems, Springer, 2018.
- [Ton] Elisa Tonello, Crnpy: a python library for the analysis of chemical reaction networks. 2016.
- [Ton18] ———, Graph properties of biological interaction networks, Ph.D. thesis, University of Nottingham, 2018.
- [VAA24] Nicola Vassena, Florin Avram, and Rim Adenane, Finding bifurcations in mathematical epidemiology via reaction network methods, Preprint (2024).
- [Vas23] Nicola Vassena, Symbolic hunt of instabilities and bifurcations in reaction networks, Discrete and Continuous Dynamical Systems-B (2023), 0–0.
- [Vas24] Unstable cores are the source of instability in chemical reaction networks, Proceedings of the Royal Society A **480** (2024), no. 2285, 20230694.
- [VdDW02] Pauline Van den Driessche and James Watmough, Reproduction numbers and sub-threshold endemic equilibria for compartmental models of disease transmission, Mathematical biosciences **180** (2002), no. 1-2, 29–48.
- [VdDW08] P Van den Driessche and James Watmough, Further notes on the basic reproduction number, Mathematical epidemiology, Springer, 2008, pp. 159–178.
- [VdSRJ15] Arjan Van der Schaft, Shodhan Rao, and Bayu Jayawardhana, Complex and detailed balancing of chemical reaction networks revisited, Journal of Mathematical Chemistry **53** (2015), 1445–1458.
- [W68] Jones W, Hippocrates collected works, Cambridge Harvard University Press, 1968.
- [Weg02] Rud Wegscheider, Über simultane gleichgewichte und die beziehungen zwischen thermodynamik und reaktionskinetik homogener systeme, Zeitschrift für physikalische Chemie **39** (1902), no. 1, 257–303.
- [WKM22] Chengshuai Wu, Ilya Kanevskiy, and Michael Margaliot, k-contraction: Theory and applications, Automatica **136** (2022), 110048.
- [WM21] Eyal Weiss and Michael Margaliot, A generalization of linear positive systems with applications to nonlinear systems: invariant sets and the poincaré–bendixson property, Automatica **123** (2021), 109358.
- [YB08] Christine K Yang and Fred Brauer, Calculation of  $r_0$  for age-of-infection models, Mathematical Biosciences & Engineering **5** (2008), no. 3, 585.
- [YC18] Polly Y Yu and Gheorghe Craciun, Mathematical analysis of chemical reaction systems, Israel Journal of Chemistry **58** (2018), no. 6-7, 733–741.