

Isothermal spheres from grand partition functions in nonextensive statistical mechanics

Nahomi Kan*

National Institute of Technology, Gifu College, Motosu-shi, Gifu 501-0495, Japan

Takuya Maki†

Japan Women's College of Physical Education, Setagaya, Tokyo 157-8565, Japan

Kiyoshi Shiraishi‡

*Graduate School of Sciences and Technology for Innovation,
Yamaguchi University, Yamaguchi-shi, Yamaguchi 753-8512, Japan*

We analytically study isothermal spheres in the light of nonextensive statistical mechanics. The equations for the isothermal spheres are derived from the grand partition function of the gravitating particle system in the Tsallis statistical mechanics. The effect of nonextensive statistics appears in relatively dense state, which appears at the center of the isothermal sphere. The stability of the isothermal sphere in the general relativistic system is found to be sensitive to the parameter q in the Tsallis statistics.

Keywords: Isothermal spheres, Tsallis statistics, General relativistic systems

* kan@gifu-nct.ac.jp

† maki@g.jwcpe.ac.jp

‡ shiraish@yamaguchi-u.ac.jp

I. INTRODUCTION

There has been widespread interest in the equilibrium shape and universal properties of self-gravitating systems for quite some time [1]. In the research field of astrophysics, statistical mechanical studies have been conducted for a long time on the distribution of galaxies and globular clusters [2]. Theoretically, gravothermal instability [3–7] has been analyzed mainly using the Boltzmann–Gibbs statistical mechanics, and Antonov’s analysis of an isothermal sphere [8] is a famous classic in this field. In the case of finite temperature, when the density distribution is determined by the equilibrium of gravity and pressure gradient, scales such as the Jeans length appear in various states. Further, since gravity is a long range force, it follows that the extensivity of thermodynamical quantities is fundamentally not preserved.

Many studies have been reported on gravitational many-body statistical systems when Newtonian gravity is extended to general relativity [9]. The properties of the isothermal sphere in general relativity and Hořava gravity [10, 11] were recently clarified by two of the present authors [12]. These have been analyzed based on the statistical mechanics of Boltzmann–Gibbs.

On the other hand, Tsallis’ thermostatistical mechanics [13] is a nonextensive theory that includes an additional parameter q . It is connected to the canonical Boltzmann–Gibbs theory in the limit of $q \rightarrow 1$. Tsallis’ nonextensive statistical mechanics has already been used to analyze various statistical systems including hadronic matter systems, plasma systems, network systems, and systems with fractal and multifractal structures [14, 15]. Nonextensive statistical mechanics has also been actively applied to systems under the action of gravity, and many papers have been published on the subject [17–21]. This is because the standard Boltzmann–Gibbs statistics are not considered to be strictly valid for the system with long-range forces. Furthermore, there is a motivation to investigate the relevance of Tsallis statistics for describing celestial systems, since Plastino and Plastino [16], and Taruya and Sakagami [17–19] reported that the equation of state is expressed by the polytrope with the index n which depends on q .

The theme of the present paper is the exploration of the properties of an isothermal sphere using a nonextensive statistical mechanical approach. In our analysis, we use the grand partition function of the gravitating particle system under the nonextensive statistics.

The technique using the grand partition function is similar to that in our previous paper [12], except that the statistics are changed to nonextensive statistics. We start our analysis by introducing a classical gravitational field, even in the case of the Newtonian gravity, which is involved in the Hamiltonian. This allows us to smoothly move on to the consideration of general relativistic particle systems later.

This paper is structured as follows. In Section II, we derive the approximate analytic equations for a spherically symmetric gravitational field in a particle system subjected to Newtonian gravity from the grand partition function in Tsallis' nonextensive statistical mechanics, and discuss the properties of an isothermal sphere. In particular, we focus on their dependence on the parameter q . The treatment of general relativistic gravitational systems in nonextensive statistical mechanics is presented in Section III, and the gravitational binding energy in the system is studied. The final section is devoted to a summary and future prospects.

II. GRAND PARTITION FUNCTION IN THE TSALLIS STATISTICAL MECHANICS FOR PARTICLES IN THE NEWTONIAN GRAVITY AND ISOTHERMAL SPHERES

Consider a massive-particle system that is subjected to Newtonian gravity. Here, we use the coupled classical theory of particles and fields to treat an isothermal self-gravitating system using nonextensive statistical mechanics, and investigate the spherically symmetric equilibrium state of the particle system.

The Newtonian gravitational field equation is a Poisson equation such as

$$\nabla^2\phi(\vec{x}) = 4\pi G\rho(\vec{x}), \quad (2.1)$$

where ϕ is the Newtonian potential and G is the Newton constant. The mass density ρ is here assumed to be that of the gass consisting of n particles:

$$\rho(\vec{x}) = m\tilde{\rho}(\vec{x}) = m \sum_{a=1}^n \delta^3(\vec{x} - \vec{q}_a), \quad (2.2)$$

where m is the common mass of the particles and q_a is the location of the a th particle. In this case, the Hamiltonian of the gravitating n -particle system is

$$H_n = \int \left[\frac{1}{8\pi G} (\nabla\phi(\vec{x}))^2 + m\tilde{\rho}(\vec{x})\phi(\vec{x}) + \sum_{a=1}^n \frac{p_a^2}{2m} \delta^3(\vec{x} - \vec{q}_a) \right] d^3\vec{x}. \quad (2.3)$$

where p_i^a denotes the momentum of the a th particle.

The n -particle partition function in Tsallis' statistical mechanics [13] is

$$Z_n = \int [D\phi] \int \int \prod_{a=1}^n \frac{d^3\vec{p}_a d^3\vec{q}_a}{(2\pi)^3} [1 - \beta(1-q)H_n]^{\frac{1}{1-q}}, \quad (2.4)$$

where it should be noted that the partition function can be represented by the path integral with the field variable ϕ , and the constant β is the inverse of the temperature, and q is the parameter. One can see that $\lim_{q \rightarrow 1} (1 - \beta(1-q)H)^{1/(1-q)} = e^{-\beta H}$ and thus the limit $q \rightarrow 1$ recovers the partition function of the Boltzmann–Gibbs.¹

The grand partition function Z_G is defined by [22]

$$Z_G = \sum_{n=0}^{\infty} \frac{z^n}{n!} Z_n, \quad (2.5)$$

where z is the activity (the fugacity). Note that nonextensivity makes it impossible to analytically calculate the momentum integral of each particle separately from the contribution of the other part in the Hamiltonian. For this reason, we use the integral transformation used by Prato [23] to evaluate the grand partition function. Using Prato's transformation, we obtain the n -particle partition function in Tsallis' statistical mechanics (2.4):

$$Z_n = \frac{1}{\Gamma\left(\frac{1}{q-1}\right)} \int [D\phi] \int \int \prod_{a=1}^n \frac{d^3\vec{p}_a d^3\vec{q}_a}{(2\pi)^3} \int_0^{\infty} \frac{dt}{t^{\frac{1}{1-q}+1}} \exp\{-[1 - \beta(1-q)H_n]t\}. \quad (2.6)$$

Here, the trace of the particle part of this expression can be rewritten as

$$\begin{aligned} & \int \int \prod_{a=1}^n \frac{d^3\vec{p}_a d^3\vec{q}_a}{(2\pi)^3} \exp\left[-\beta(q-1)t \sum_{a=1}^n \left(\frac{p_a^2}{2m} + m\phi(q_a)\right)\right] \\ &= \left(\frac{m}{2\pi\beta(q-1)t}\right)^{\frac{3n}{2}} \int \prod_{a=1}^n d^3\vec{q}_a \exp\left[-\beta(q-1)t \sum_{a=1}^n m\phi(q_a)\right] \\ &= \left[\int d^3\vec{x} \left(\frac{m}{2\pi\beta(q-1)t}\right)^{\frac{3}{2}} e^{-\beta(q-1)tm\phi(\vec{x})}\right]^n \equiv [G(t)]^n \equiv \left[\int g(t)d^3\vec{x}\right]^n. \end{aligned} \quad (2.7)$$

Therefore, the grand partition function for $q > 1$ is obtained as

$$Z_G = \int [D\phi] \int_0^{\infty} \frac{dt}{\Gamma\left(\frac{1}{q-1}\right) t^{\frac{1}{1-q}+1}} \exp\left\{-\left[1 - \beta(1-q) \int \frac{1}{8\pi G} (\nabla\phi)^2 d^3\vec{x}\right]t + zG(t)\right\}. \quad (2.8)$$

¹ The q -exponential is frequently defined as $\exp_q X \equiv [1 + (1-q)X]^{\frac{1}{1-q}}$, and then $\lim_{q \rightarrow 1} \exp_q X = \exp X$.

The integral associated with the Prato transformation can be evaluated using the method of steepest descents [24] (the saddle point method).² We assume $z \ll 1$ and estimate the integral by the stationary point method up to the first order of z . Later, small z will be related to the low central density of the isothermal sphere. Then, we obtain

$$Z_G = \frac{\sqrt{2\pi} e^{-\frac{2-q}{q-1}} \left(\frac{2-q}{q-1}\right)^{\frac{2-q}{q-1} - \frac{1}{2}}}{\Gamma\left(\frac{2-q}{q-1}\right)} \int [D\phi] [1 - \beta(1-q)H_{eff}]^{\frac{1}{1-q}}, \quad (2.9)$$

where

$$H_{eff} = \int d^3\vec{x} \left\{ \frac{1}{8\pi G} (\nabla\phi)^2 - z \left[\frac{2-q}{\beta\hat{N}} g(t_0) + \frac{1}{\beta} g'(t_0) + \frac{\hat{N}}{2\beta(q-1)} g''(t_0) \right] \right\}, \quad (2.10)$$

with

$$t_0 = \frac{1}{q-1} \hat{N}, \quad \hat{N} = (2-q) \left(1 + \beta(q-1) \int \frac{1}{8\pi G} (\nabla\phi)^2 d^3\vec{x} \right)^{-1}. \quad (2.11)$$

Substituting $g(t)$ defined in (2.7) into the expression, we find

$$H_{eff} = \int d^3\vec{x} \left\{ \frac{1}{8\pi G} (\nabla\phi)^2 - \frac{ze^{-\beta\hat{N}m\phi}}{\beta\hat{N}} \left[\frac{m}{2\pi\beta\hat{N}} \right]^{3/2} \left[1 + \frac{q-1}{2} \left(-\frac{5}{4} + \beta\hat{N}m\phi + \beta^2\hat{N}^2 m^2 \phi^2 \right) \right] \right\} \quad (2.12)$$

Although the integral transform is expressed by the specific contour integration on the complex plane for $q < 1$ [23], the representation of the effective Hamiltonian is the same as (2.12) because we use the method of steepest descents and the integrand is common for the cases with $q > 1$ and $q < 1$.

Here, we can easily check that it reproduces the result with the Boltzmann–Gibbs statistical mechanics [25, 26], in the limit of $q \rightarrow 1$. The previous result of the Liouville type was obtained by applying the Gaussian integration and perform Stratonovich–Hubbard transformation. We should also notice that the factor \hat{N} appears only in the combination $\beta\hat{N}$. Thus, we can recognize that the factor \hat{N} is absorbed in β as “renormalization” in a certain

² Incidentally, the integral

$$\frac{1}{\Gamma\left(\frac{1}{q-1}\right)} \int_0^\infty \frac{dt}{t^{\frac{1}{q-1}+1}} \exp[-\beta(q-1)tH_n]$$

(where βH_n is independent of t) is evaluated by the stationary point method ($\int_0^\infty e^{-f(t)} dt \approx \sqrt{\frac{2\pi}{|f''(t_1)|}} e^{-f(t_1)}$, where t_1 satisfies $f'(t_1) = 0$) and results in

$$\frac{\sqrt{2\pi} e^{-\frac{2-q}{q-1}} \left(\frac{2-q}{q-1}\right)^{\frac{2-q}{q-1} - \frac{1}{2}}}{\Gamma\left(\frac{2-q}{q-1}\right)} [1 - \beta(1-q)H_n]^{\frac{1}{1-q}}.$$

sense. The equation of motion can be derived from the variation principle on the effective Hamiltonian. Note that, in the limit of $q \rightarrow 1$, the equation of motion for ϕ becomes a Poisson-type equation

$$\nabla^2 \phi = 4\pi G \rho_0 e^{-\beta m \phi}, \quad (2.13)$$

where ∇^2 denotes the Laplacian in a flat space and we set $\rho_0 \equiv z m \left(\frac{m}{2\pi\beta}\right)^{3/2}$, since $\hat{N} \rightarrow 1$ when $q \rightarrow 1$. This equation has already been known for the Newtonian isothermal gas [1–8].

Now, we consider the case with spherical symmetry. Then we find the following second-order differential equation:

$$\frac{1}{x^2} \frac{d}{dx} \left(x^2 \frac{dy}{dx} \right) = \frac{1 + \frac{q-1}{2} \left(-\frac{9}{4} - y + y^2 \right)}{1 + \frac{q-1}{2} \left(-\frac{9}{4} - y_0 + y_0^2 \right)} e^{-(y-y_0)} \equiv n(y), \quad (2.14)$$

where the radial coordinate r and the gravitational potential ϕ have been rescaled as

$$x \equiv \sqrt{4\pi G \rho_c \beta \hat{N} m} r, \quad y \equiv \beta \hat{N} m \phi, \quad (2.15)$$

with

$$\rho_c \equiv z m \left[\frac{m}{2\pi\beta\hat{N}} \right]^{3/2} \left[1 + \frac{q-1}{2} \left(-\frac{9}{4} - y_0 + y_0^2 \right) \right] e^{-y_0}. \quad (2.16)$$

Here, the boundary conditions are $y(0) = y_0$ and $y'(0) = 0$, where the prime ($'$) denotes the derivative in terms of x . Obviously, the invariance under the arbitrary choice of y_0 in (2.14) is found only in the case of $q = 1$, i.e., the case with the authodox isothermal sphere in the Boltzmann–Gibbs statistical mechanics [1–8]. Thus, we find that the nonextensivity breaks this scale invariance under $y \rightarrow y + \ell$ and $x \rightarrow x e^{\ell/2}$. As we will see later, the scale invariance is broken also in the general relativistic isothermal sphere, even in the case with $q = 1$ [12]. That is, the properties of the isothermal sphere also depend on y_0 , or equivalently, the central value of the density of gass.

The differential equation (2.14) can be decomposed the following two first-order equations,

$$y'(x) = \frac{\mu(x)}{x^2}, \quad \mu'(x) = n(y)x^2. \quad (2.17)$$

Then, we define two functions as in the previous studies [1, 4]:

$$v \equiv \frac{\mu(x)}{x} = x y'(x), \quad u \equiv \frac{n(y)x^3}{\mu(x)} = \frac{n(y)x}{y'(x)} = \frac{n(y)x^2}{v}. \quad (2.18)$$

In Fig. 1, we show the solutions for various conditions in the (u, v) plane. The black curves indicate the case with $q = 1$, and the grey curves correspond to the case with $q = 1.01$,

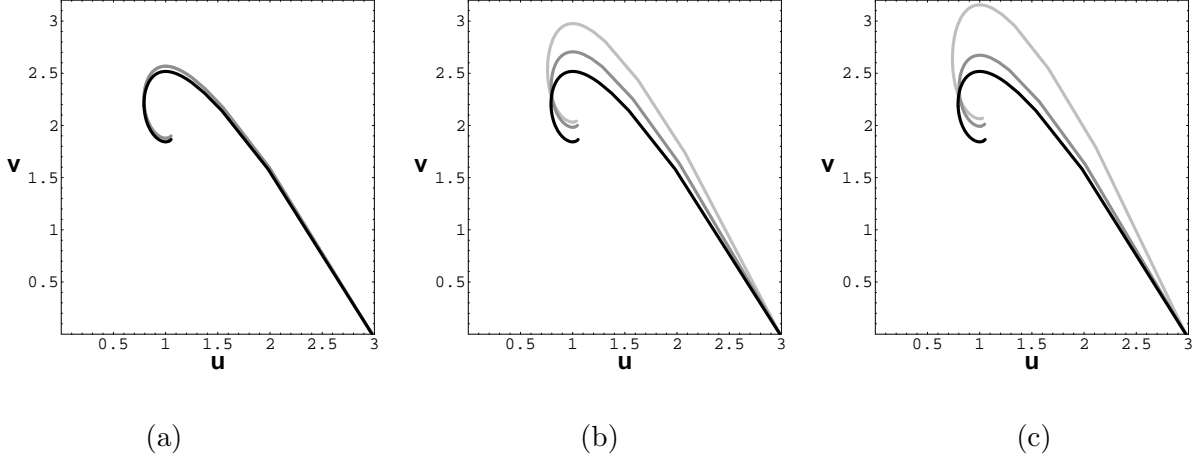


FIG. 1. Plots of spirals in the (u, v) plane for Newtonian isothermal spheres. (a) $y_0 = 100$, (b) $y_0 = 10$, and (c) $y_0 = 6$. From the inner spiral to the outer spiral, $q = 1$, $q = 1.01$, and $q = 1.1$ in each plot.

while lighter grey curves indicate the case with $q = 1.1$, in three figures (a),(b), and (c). The spirals become larger according to larger values of q . The curves in the case with low central density $y_0 = 100$ are given in Fig. 1(a). The relatively high-density cases with $y_0 = 10$ [Fig. 1(b)] and $y_0 = 6$ [Fig. 1(c)] exhibit similar characteristics. All the curves start at the point $(u, v) = (3, 0)$, which represents the center of the isothermal sphere ($x = 0$), and they approach the fixed point $(u, v) \approx (1, 2)$, which corresponds to $x \rightarrow \infty$.

The behavior of curves near $(u, v) = (3, 0)$ is found to be

$$u = 3 + bv \quad (v \ll 1), \quad (2.19)$$

where

$$b = -\frac{3 \left[1 + \frac{q-1}{8}(-5 - 12y_0 + 4y_0^2) \right]}{5 \left[1 + \frac{q-1}{8}(-9 - 4y_0 + 4y_0^2) \right]}. \quad (2.20)$$

Taruya and Sakagami [17] advocated that the gass of massive particles governed by the Tsallis statistical mechanics obeys the polytropic equation of state. For the polytropic sphere [17, 21],

$$b = -\frac{3}{5} \frac{n}{n+1}, \quad (2.21)$$

where n is the polytrope index (the pressure P is proportional to $\rho^{\frac{n+1}{n}}$, where ρ is the density). Therefore, in our present analysis, the effective polytrope index in the center of

the sphere can be expressed by

$$n = \frac{1}{y_0 - 1/2} \left(\frac{1}{q - 1} + \frac{-5 - 12y_0 + 4y_0^2}{8} \right), \quad (2.22)$$

which depends on q as well as y_0 , but is independent of the activity z . This result does not coincide with the one in [16, 17] or the other reports by Taruya and Sakagami. Of course, the Boltzmann–Gibbs limit, $q = 1$ gives $n = \infty$, which corresponds to the case of the isothermal sphere. We also notice that $n = \infty$ is obtained in the low temperature (equivalently, low density) limit, which is attained by $y_0 \rightarrow \infty$.

In our analysis, the effects of nonextensivity appear at relatively high densities. Thus, the three spirals appear almost overlapping in Fig. 1(a). Since the density of gas decreases in the asymptotic region $x \gg 1$, all the spirals in Fig. 1 approach the fixed point $(u, v) \approx (1, 2)$, which indicates that the equation of state in the asymptotic region corresponds to $n = \infty$. In all of these cases, we find the asymptotic behavior $\rho \propto 1/r^2$, because it turns out that $v \approx 2$ and $u \approx 1$ means $n \approx 2/x^2$. Note that the current approximation could not hold up to significant high densities, since we adopted $z \ll 1$ in the approximation scheme in evaluating the effective Hamiltonian. For the same reason, we study only on the case with $q > 1$ in the present analysis, otherwise ($q < 1$) the central density becomes apparently negative even for large y_0 under the present approximation.

There are many arguments about stability even in the case of ordinary statistical mechanics. In the present paper, the stability will be discussed in the next section, after the consideration of the isothermal sphere in general relativistic systems.

III. GRAND PARTITION FUNCTION IN THE TSALLIS STATISTICAL MECHANICS FOR PARTICLES IN THE EINSTEIN GRAVITY AND ISOTHERMAL SPHERES

In this section, we study isothermal spheres in the Einstein gravity, from the viewpoint of Tsallis' statistical mechanics. The Hamiltonian formalism is adopted for the system in the present analysis. We start with the ADM line element [27],

$$ds^2 = -N^2 dt^2 + \tilde{g}_{ij} (dx^i + N^i dt) (dx^j + N^j dt), \quad (3.1)$$

where N is the lapse function, N^i ($i, j = 1, 2, 3$) is the shift vector, and \tilde{g}_{ij} is the spatial metric. The Hamiltonian for the gravitational field is then written in the form

$$H = \int d^3x \sqrt{\tilde{g}} (N\mathcal{H} + N^i\mathcal{H}_i) , \quad (3.2)$$

where \tilde{g} is the determinant of \tilde{g}_{ij} . Here, the Hamiltonian constraint \mathcal{H} and the momentum constraint \mathcal{H}_i are given by

$$16\pi G \mathcal{H} = \frac{1}{\sqrt{\tilde{g}}} \left[\pi^{ij}\pi_{ij} - \frac{1}{2}(\pi_i^i)^2 \right] - \tilde{R}, \quad 16\pi G \mathcal{H}_i = -2\nabla^j \pi_{ij}, \quad (3.3)$$

with π^{ij} being the conjugate momentum of \tilde{g}_{ij} , and \tilde{R} being the scalar curvature constructed from \tilde{g}_{ij} , respectively. Here, ∇_i is the three-dimensional covariant derivative.

We express the Hamiltonian of the relativistic n -particle system in the spacetime as

$$H_n = N \sum_{a=1}^n \sqrt{\tilde{g}^{ij} p_i^a p_j^a + m^2}, \quad (3.4)$$

where m is the common mass of the particles and p_i^a denotes the momentum of the a th particle located at q_a .

The treatment of the grand partition function is the same as in the case with the Newtonian gravity. We should notice the following relation and the definition of $g_R(t)$;

$$\begin{aligned} & \int \int \prod_{a=1}^n \frac{d^3\vec{p}_a d^3\vec{q}_a}{(2\pi)^3} \exp \left[-\beta(q-1)t \sum_{a=1}^n \left(N(\vec{q}_a) \sqrt{\tilde{g}^{ij} p_i^a p_j^a + m^2} \right) \right] \\ &= \int \prod_{a=1}^n d^3\vec{q}_a \sqrt{\tilde{g}} \frac{m^3}{2\pi^2} \frac{K_2(\beta(q-1)tmN(\vec{q}_a))}{\beta(q-1)tmN(\vec{q}_a)} \\ &= \left[\int d^3\vec{x} \sqrt{\tilde{g}} \frac{m^3}{2\pi^2} \frac{K_2(\beta(q-1)tmN(\vec{x}))}{\beta(q-1)tmN(\vec{x})} \right]^n = [G_R(t)]^n = \left[\int g_R(t) d^3\vec{x} \right]^n, \end{aligned} \quad (3.5)$$

where the special function $K_\nu(z)$ is the modified Bessel function of the second kind. The grand partition function can thus be expressed as

$$Z_G = \frac{1}{\Gamma\left(\frac{1}{q-1}\right)} \int [DN][D\tilde{g}_{ij}] \int_0^\infty \frac{dt}{t^{\frac{1}{1-q}+1}} \exp \left\{ - \left[1 + \beta N(1-q) \int \frac{1}{16\pi G} \tilde{R} \sqrt{\tilde{g}} d^3\vec{x} \right] t + z G_R(t) \right\}. \quad (3.6)$$

We have assumed that the shift vector vanishes for nonrotating bodies, and the integration over conjugate momentum π^{ij} is omitted. In other words, the graviton degrees of freedom are decoupled from the statistical system.

As in the previous section, we evaluate the integration over t by the method of steepest descents. Replacing $g(t)$ by $g_R(t)$ in the second half of (2.10), and replacing the kinetic term of ϕ in the first half of (2.10) by $-\frac{1}{16\pi G}N\tilde{R}$, we obtain

$$H_{eff} = \int d^3\vec{x}\sqrt{\tilde{g}} \left\{ -\frac{1}{16\pi G}N\tilde{R} - \frac{zm^3}{2\pi^2\hat{\beta}} \left[\frac{K_2(\hat{\beta}Nm)}{\hat{\beta}Nm} + \frac{q-1}{2} \left(K_1(\hat{\beta}Nm) + (4 + \hat{\beta}^2 N^2 m^2) \frac{K_2(\hat{\beta}Nm)}{\hat{\beta}Nm} \right) \right] \right\}, \quad (3.7)$$

where

$$\hat{\beta} \equiv \beta\hat{N}, \quad \hat{N} = (2-q) \left[1 + \beta N(1-q) \int \frac{1}{16\pi G} \tilde{R} \sqrt{\tilde{g}} d^3\vec{x} \right]^{-1}. \quad (3.8)$$

It is noteworthy that $\hat{\beta}$ appears in the combination $\hat{\beta}N = \hat{\beta}\sqrt{-g_{00}}$, as advocated by Tolman [28].

We can derive equations for the static equilibrium configuration, which are obtained by the variation of the effective Hamiltonian. One can obtain the following classical equations of motion from the variational principle:

$$\tilde{R} = 16\pi G\rho(y), \quad (3.9)$$

where

$$\rho(y) = \frac{zm^4}{2\pi^2 y} \left[K_1(y) + \frac{3}{y}K_2(y) + \frac{q-1}{2} \left(2y K_0(y) + (7+y^2)K_1(y) + 12\frac{K_2(y)}{y} \right) \right], \quad (3.10)$$

and

$$N \left(\tilde{R}_{ij} - \frac{1}{2}\tilde{R}\tilde{g}_{ij} \right) - \nabla_i \nabla_j N + \nabla^2 N \tilde{g}_{ij} = 8\pi GNP(y)\tilde{g}_{ij}, \quad (3.11)$$

where

$$P(y) = \frac{zm^4}{2\pi^2 y} \left[\frac{K_2(y)}{y} + \frac{q-1}{2} (yK_2(y) + K_3(y)) \right]. \quad (3.12)$$

In the above expressions,

$$y \equiv \hat{\beta}Nm, \quad (3.13)$$

\tilde{R}_{ij} is the Ricci tensor constructed from \tilde{g}_{ij} , and $\nabla^2 \equiv \tilde{g}^{ij}\nabla_i\nabla_j$.

Now, we discuss the case with spherical symmetry. Then, we set the metric as

$$ds^2 = -N^2(r) dt^2 + \frac{dr^2}{1 - \frac{2GM(r)}{r}} + r^2(d\theta^2 + \sin^2\theta d\varphi^2), \quad (3.14)$$

where the function $M(r)$ describes the mass inside the sphere with radius r .³ Substituting the metric (3.14), the equations of motion are reduced to [12]

$$\frac{1}{r^2} \frac{dM(r)}{dr} = 4\pi\rho(y), \quad \frac{1}{r} \left[1 - \frac{2GM(r)}{r} \right] \frac{dN(r)}{dr} - \frac{GM(r)}{r^3} N(r) = 4\pi GN(r)P(y), \quad (3.15)$$

where $\rho(y)$ and $P(y)$ are defined by (3.10) and (3.12) with $N \rightarrow N(r)$. In order to simplify the equations further, we rescale the variables,

$$x \equiv \sqrt{4\pi G\rho_c} r, \quad y \equiv \hat{\beta} m N, \quad \tilde{M} \equiv \sqrt{4\pi G\rho_c} GM, \quad (3.16)$$

with

$$\rho_c \equiv \rho(y_0), \quad y_0 \equiv y(0). \quad (3.17)$$

Then, the equations for $\tilde{M}(x)$ and $y(x)$ read

$$\frac{1}{x^2} \tilde{M}' = \frac{\rho(y)}{\rho_c}, \quad \frac{1}{x} \left(1 - \frac{2\tilde{M}}{x} \right) y' - \frac{\tilde{M}}{x^3} y = \frac{yP(y)}{\rho_c}, \quad (3.18)$$

where the prime (') means the derivative with respect to x . We must find solutions satisfying the boundary conditions $\tilde{M}(0) = 0$ and $y(0) = y_0$.

Now, we define two functions [12]:

$$u \equiv \frac{d \ln M(r)}{d \ln r} = x \frac{\tilde{M}'(x)}{\tilde{M}(x)}, \quad v \equiv \hat{\beta} m \frac{dN(r)}{d \ln r} = xy'(x). \quad (3.19)$$

It was shown that u and v coincide with the variables in (2.18) in the Newtonian limit [12].

In Fig. 2, we show the general relativistic solutions for various initial conditions in the (u, v) plane. The three figures correspond to the boundary conditions $y_0 = 100, 10,$ and 6 , respectively. The correspondences of grey-scales of curves are the same as in Fig. 1. All the curves start at the point $(u, v) = (3, 0)$, which represents the center of the isothermal sphere. The fixed point $(u, v) \approx (1, 2)$ is almost unchanged.

In the relativistic case, the slope coefficient b , in the behavior of curves $u = 3 + bv$ ($v \ll 1$) near $(u, v) = (3, 0)$, is less than $-\frac{3}{5}$. Therefore, the polytropic interpretation of equation of state is not so effective in the center of isothermal spheres.

While the behaviors of the spirals in the (u, v) plane and the density profiles have moderate dependence on the central density and the parameter q , the parameter dependence of

³ Since the equation from the variation of N gives M' , M is proportional to the volume integral of the 00 component of the energy-momentum tensor, which appears in the right-hand side of the Einstein equation.

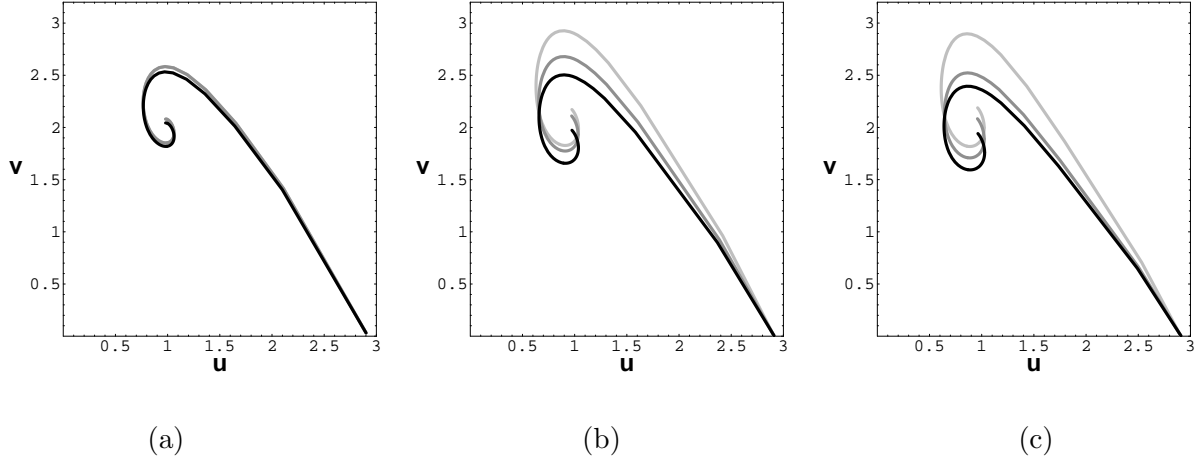


FIG. 2. Plots of spirals in the (u, v) plane for general relativistic isothermal spheres. (a) $y_0 = 100$, (b) $y_0 = 10$, and (c) $y_0 = 6$. From the inner spiral to the outer spiral, $q = 1$, $q = 1.01$, and $q = 1.1$ in each plot.

stability is very complicated as we will show below. Therefore, in the present paper, we only discuss the stability by considering the ratio of the sum of the mass of constituent particles and the mass of the isothermal sphere in the region of the fixed radius. The analyses using various known methods are left for future studies.

Because the isothermal spheres in our model have the similar asymptotic density profile as the Newtonian one, we consider the finite spherical box to define the mass of the object [1–8]. We consider the region inside the sphere with radius r .

Here, we consider the ratio of the mass of the particles and the total mass M , which includes gravitational binding energy, mN_p/M , expressed as [12]

$$\frac{mN_p}{M} = \frac{1}{\tilde{M}(x)} \int_0^x \frac{mn_p(y(x'))x'^2}{\rho_c \sqrt{1 - \frac{2\tilde{M}(x')}{x'}}} dx', \quad (3.20)$$

where the particle number density is given by

$$n_p(y) = \hat{\beta}NP = \frac{zm^3}{2\pi^2} \left[\frac{K_2(y)}{y} + \frac{q-1}{2} \left(K_1(y) + (4+y^2) \frac{K_2(y)}{y} \right) \right], \quad (3.21)$$

which is derived from the effective Hamiltonian.

Figure 3 shows the ratio mN_p/M versus $-\log_{10}[\rho/\rho_c]$. Since the ratio $\rho(r)/\rho_c$ monotonically decreases with r (or x), as we have seen in this section, the radius of the spherical box becomes larger from left to right in the horizontal axis. Notice that, apart from some

exceptions, the characteristic feature of the plots lies inside the finite region by selecting the scale of the axis.

Since $N_p = \int n_p \sqrt{g} d^3x$, the ratio $mN_p/M > 1$ implies positive binding energy $mN_p - M$, so the isothermal sphere is expected to be energetically stable in this case. We should also consider the maximum point of the ratio. On the right-hand side of the maximum, the increase of the radius of the sphere reduces the amount of binding energy per mass. Thus, there is a possibility that some smaller bodies produced by fission will be more stable than a single body.

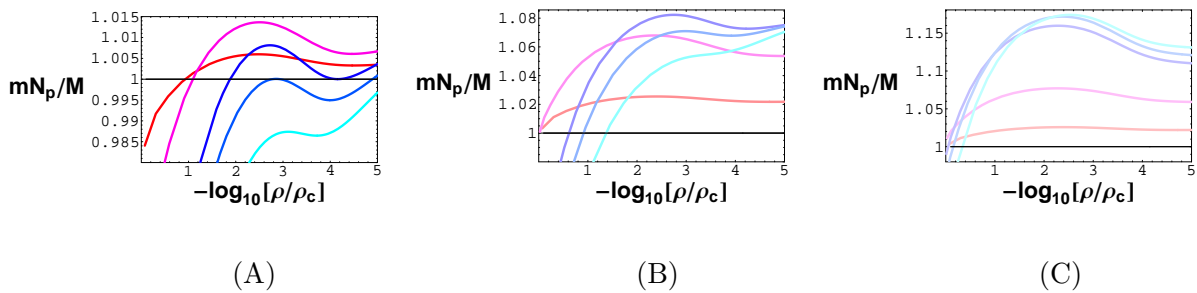


FIG. 3. The ratio mN_p/M is plotted. (A) $q = 1$, (B) $q = 1.01$, and (C) $q = 1.1$. In each plot, the red curve represents $y_0 = 100$, the magenta curve is for $y_0 = 30$, the blue curve is for $y_0 = 10$, the pale blue curve is for $y_0 = 7.8$, and the cyan curve is for $y_0 = 6$.

In Fig. 3(A), we show the general relativistic case in the Boltzmann–Gibbs statistics ($q = 0$) [12]. If the central density is sufficiently large (i.e., the gas is rather relativistic in the vicinity of the center), the stable configuration disappears according to the above-mentioned criteria. Its critical value is $y_0 \approx 7.8$. However, the change of the curve is complicated for $y_0 > 10$. For $y_0 = 100$, the maximum is located around $-\log_{10}[\rho(r)/\rho_c] \approx 2.5$. This is consistent with the known stability criterion for the Newtonian isothermal sphere $-\log_{10}[\rho(r)/\rho_c] < 2.85$ [3–8].

The cases of the nonextensive statistics are also complicated. The behaviors of the curves in Figs. 3(B) (for $q = 1.01$) and 3(C) (for $q = 1.1$) drastically change if y_0 is larger than about 10. Thus, the almost nonrelativistic gas sphere is stable when the radius is relatively small. Another important feature one can observe in Fig. 3 is that even the relatively high-central-density (small y_0) spheres may possess a stable radius for $q > 1$.

Fig. 4 shows the density profiles $\rho(x)/\rho_c$ as functions of x . The parameters y_0 and q are all the same as those in Fig. 3. Note that the curves corresponding to different q are nearly

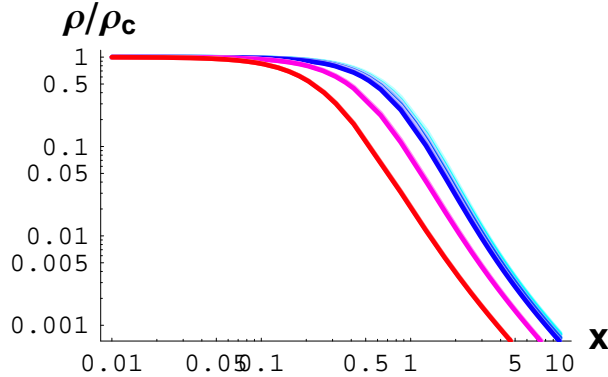


FIG. 4. Density profiles $\rho(x)/\rho_c$ of general relativistic isothermal spheres. The colors of curves are exactly the same as those assigned in Fig. 3. Note that the curves corresponding to different values of q almost overlap.

overlapping. In all of these cases, we find the asymptotic behavior $\rho \propto 1/x^2$, similarly to that of the Newtonian isothermal sphere.

IV. SUMMARY AND PROSPECTS

Using the grand partition function, we investigate the spherically symmetric equilibrium state of an isothermal self-gravitating system from the Tsallis' nonextensive statistical mechanical treatment of the system. At the central region, where the density is relatively high, the equation of state can be expressed by the effective polytropic index $n(< \infty)$, which however differs from the previously reported result [16, 17]. We also considered such isothermal spheres in curved space. For $q > 1$, the gravitational stability is attained for wider range of central densities. The density profiles of isothermal spheres depends on the central density, but are almost independent of the value of q . In future work, it will be possible to analyze the fluctuations in this system using field theory techniques.

In our present approach, we only consider the case with $q \geq 1$, since the central density becomes negative even for low density in the present analysis. This is due to the approximation which holds only for $z \ll 1$. However, if it is not the case, the equations of motion becomes highly nonlinear integro-differential equations, for both Newtonian and relativistic cases. Further investigation of the case with $q < 1$ may be needed, in relation to the general treatment of the gravitating system, such as a cluster of galaxies [29]. Some analytic

treatment of such cases will be one of the future challenges.

Since we deal with the grand canonical formalism, we can also take the mergers and splits of particles (i.e. the change and transfer in the particle number) into consideration. In such a case, even spherically symmetric states may have a layer structure. On the other hand, extension to cases with a strong gravitational field as a background field can be considered. This consideration leads to a model of the system including black holes. As we treat the isothermal system, we wish to take the temperature as the Hawking temperature in the presence of a black hole. To incorporate such a back ground effect, we must extend the formulation to the case with fully curved spacetime and inclusion of (Hawking) radiation (and other possible fields).

Finally, we consider that the study of gravitating systems governed by quantum statistical mechanics with and without nonextensivity are much interesting. The contribution of quantum fields as a correction to the stable conditions will be an important subject to study in future works.

ACKNOWLEDGMENTS

One of the authors (KS) would like to thank A. Taruya for discussion. We would like to thank M. Takeuchi for reading this manuscript.

-
- [1] S. Chandrasekhar, *Introduction to the study of stellar structure* (Dover, New York, 1939).
 - [2] J. Binney and S. Tremaine, *Galactic Dynamics* (Princeton Univ. Press, Princeton, 1987).
 - [3] D. Lynden-Bell and R. Wood, “The gravo-thermal catastrophe in isothermal spheres and the onset of red-giant structure for stellar systems”, *Mon. Not. R. Astron. Soc.* **138** (1968) 495.
 - [4] T. Padmanabhan, “Statistical mechanics of gravitating systems”, *Phys. Rep.* **188** (1990) 285.
 - [5] T. Padmanabhan, “Antonov instability and gravothermal catastrophe—revisited”, *ApJS* **71** (1989) 651.
 - [6] P. H. Chavanis, “Gravitational instability of finite isothermal spheres”, *A&A* **381** (2002) 340. astro-ph/0103159.

- [7] C. Sire and P. H. Chavanis, “Thermodynamics and collapse of self-gravitating Brownian particles in D dimensions”, Phys. Rev. **E66** (2002) 046133. cond-mat/0204303.
- [8] V. A. Antonov, “Most probable phase transition in spherical star systems and conditions for its existence”, Vest. Leningrad Univ. **7** (1962) 135; IAU Symposia **113** (1985) 525.
- [9] G. Alberti and P. H. Chavanis, “Caloric curves of classical self-gravitating systems in general relativity”, Phys. Rev. **E101** (2020) 052105. arXiv:1908.10316 [gr-qc].
- [10] P. Hořava, “Membrane at quantum criticality”, JHEP **0903** (2009) 020. arXiv:0812.4287 [hep-th].
- [11] P. Hořava, “Quantum gravity at a Lifshitz point”, Phys. Rev. **D79** (2009) 084008. arXiv:0901.3775 [hep-th].
- [12] N. Kan and K. Shiraishi, “Isothermal spheres in general relativity and Hořava-type gravity”, Phys. Rev. **D103** (2021) 064058. arXiv:2010.00173 [gr-qc].
- [13] C. Tsallis, “Possible generalization of Boltzmann–Gibbs statistics”, J. Stat. Phys. **52** (1988) 479.
- [14] C. Tsallis, “Introduction to nonextensive statistical mechanics”, (Springer, New York, 2009).
- [15] For reviews, Europhysics News **36** No. 6 (2005) 185–231.
- [16] A. R. Plastino and A. Plastino, “Stellar polytropes and Tsallis’ entropy”, Phys. Lett. **A174** (1993) 384.
- [17] A. Taruya and M. Sakagami, “Gravothermal catastrophe and Tsallis’ generalized entropy of self-gravitating systems”, Physica **A307** (2002) 185. cond-mat/0107494.
- [18] A. Taruya and M. Sakagami, “Gravothermal catastrophe and Tsallis’ generalized entropy of self-gravitating systems. (II). Thermodynamic properties of stellar polytrope”, Physica **A318** (2003) 387. cond-mat/0204315.
- [19] A. Taruya and M. Sakagami, “Gravothermal catastrophe and Tsallis’ generalized entropy of self-gravitating systems. (III). Quasi-equilibrium structure using normalized q -values”, Physica **A322** (2003) 285. cond-mat/0211305.
- [20] P. H. Chavanis, “Gravitational instability of polytropic spheres and generalized thermodynamics”, A&A **386** (2002) 732. astro-ph/0108378.
- [21] P. H. Chavanis and C. Sire, “Anomalous diffusion and collapse of self-gravitating Langevin particles in D dimensions”, Phys. Rev. **E69** (2004) 016116. cond-mat/0303088.

- [22] W. Greiner, L. Neise and H. Stöcker, “Thermodynamics and statistical mechanics” (Springer-Verlag, New York, 1995).
- [23] D. Prato, “Generalized statistical mechanics: Extension of the Hilhorst formula and application to the classical ideal gas”, *Phys. Lett.* **A203** (1995) 165.
- [24] A. B. Migdal, “Qualitative Methods in Quantum Theory” (*Front. Phys.* 48), (W. A. Benjamin, Reading, Mass, 1977).
- [25] H. J. de Vega, N. Sanchez and F. Combes, *Phys. Rev.* **D54** (1996) 6008.
- [26] H. J. de Vega, N. Sanchez and F. Combes, *Nature* **383** (1996) 56.
- [27] R. L. Arnowitt, S. Deser and C. W. Misner, “Canonical variables for general relativity”, *Phys. Rev.* **117** (1960) 1595. *Gen. Rel. Grav.* **40** (2008) 1997.
- [28] R. C. Tolman, *Relativity, thermodynamics, and cosmology* (Dover, New York, 1987).
- [29] C. Hanyu and A. Habe, “The differential energy distribution of the universal density profile of dark halos”, *ApJ* **554** (2001) 1268. astro-ph/0011004.