

Exploring the Design Space of Visual Context Representation in Video MLLMs

Yifan Du^{1,2*}, Yuqi Huo^{2*}, Kun Zhou^{3*}, Zijia Zhao⁴, Haoyu Lu¹, Han Huang⁴,
Wayne Xin Zhao^{1†}, Bingning Wang^{2†}, Weipeng Chen², and Ji-Rong Wen^{1,3}

¹Gaoling School of Artificial Intelligence, Renmin University of China

²Baichuan Inc.

³School of Information, Renmin University of China

⁴Institute of Automation, Chinese Academy of Sciences

{yifandu1999, batmanfly}@gmail.com, daniel@baichuan-inc.com

Abstract

Video Multimodal Large Language Models (MLLMs) have shown remarkable capability of understanding the video semantics on various downstream tasks. Despite the advancements, there is still a lack of systematic research on visual context representation, which refers to the scheme to select frames from a video and further select the tokens from a frame. In this paper, we explore the design space for visual context representation, and aim to improve the performance of video MLLMs by finding more effective representation schemes. Firstly, we formulate the task of visual context representation as a constrained optimization problem, and model the language modeling loss as a function of the number of frames and the number of embeddings (or tokens) per frame, given the maximum visual context window size. Then, we explore the scaling effects in frame selection and token selection respectively, and fit the corresponding function curve by conducting extensive empirical experiments. We examine the effectiveness of typical selection strategies and present empirical findings to determine the two factors. Furthermore, we study the joint effect of frame selection and token selection, and derive the optimal formula for determining the two factors. We demonstrate that the derived optimal settings show alignment with the best-performed results of empirical experiments. Our code and model are available at: <https://github.com/RUCAIBox/Opt-Visor>.

1 Introduction

Recent advancements in video Multimodal Large Language Models (*video MLLMs*) have shown the great potential in extending LLMs to process video data (Lin et al., 2023). Typically, a video MLLM is developed based on a pre-trained LLM, and an image encoder will be attached to the LLM via a modality projector, which links the textual and visual semantic spaces. In this way, we can prompt the video MLLM with textual instruction and visual embeddings, to generate the natural language response for fulfilling the video-based task, *e.g.*, video question answering (Xu et al., 2017) and video captioning (Caba Heilbron et al., 2015). Despite the success, it is still challenging for existing video MLLMs to handle complex or long videos, due to the limited model capacities.

To develop effective video MLLMs, previous research work mainly focuses on two aspects, either improving the model architecture (Wang et al., 2024) or enhancing the model training (Zhang et al., 2024b; Liu et al., 2024b). However, another important aspect has been missing in the related literature, *i.e.*, visual context representation. In this work, *visual context* refers to the visual embeddings in the prompt of video MLLMs. Unlike text and images, it is not very straightforward to represent a video. In existing approaches, a widely used way

*Equal contribution.

†Corresponding authors.

is to sample a number of frames from a video (*frame selection*) and then further sample or generate a number of embeddings for each selected frame (*embedding selection*). However, it is unclear how each factor affects the performance of video MLLMs, and how both factors jointly contribute to the performance improvement within the limited context length of the underlying LLM.

Considering this issue, in this paper, we take the initiative to explore the design space for visual context representation, and derive more effective representation schemes to improve the performance of video MLLMs. Specifically, we firstly formulate the studied task as a constrained optimization problem: given the maximum visual context window size, we model the language modeling loss as a function of the number of frames and the number of embeddings (or tokens) per frame. Such a formulation is useful to help understand the competitive relationships between frame selection and embedding selection. Subsequently, we conduct extensive empirical experiments to explore the scaling effects in frame and embedding selection respectively, and fit the corresponding function to describe the performance trend. Our findings show that: (1) overall increasing the number of visual embeddings (either tokens or frames) would enhance the performance, while scaling the frames can lead to consistently improved performance; (2) the compression-based method can effectively preserve more semantic information with fewer visual embeddings. Furthermore, we study the joint effect of the two factors and propose the method to find the optimal allocation given the limited context length, which is further supported by empirical experiments.

The major contributions of our work are as follows:

- To the best of our knowledge, this is the first work to systematically study the design of visual context, which is an important yet under-explored problem for developing capable video MLLMs. We provide both theoretical formulations and empirical findings to approach this problem. We also release a model under the **Optimal Visual Context** representation scheme, **Opt-Visor**, which can process videos up to 162 frames.
- We study the scaling effects of model performance *w.r.t.* the number of selected frames and the number of selected embeddings per frame respectively. We fit the corresponding function curve, and compare different strategies (*i.e.*, sampling- and compression-based methods) for both factors.
- We explore the trade-off relationships for frame and embedding selection, and suggest the optimal formula for determining the two factors. We demonstrate that the derived optimal settings show alignment with the best-performed results of empirical experiments.

2 Preliminary

In this section, we introduce the background for building the base model in our work.

Model Architecture. Following existing works (Liu et al., 2024a; Zhang et al., 2024c), we adopt the LLaVA-like model architecture, consists of a visual encoder, an LLM, and a projector that maps the visual embeddings to the semantic space of the LLM. Formally, given a video with T frames $\{I_t\}_{t=1}^T$, each frame is encoded by the image encoder f_ϕ to obtain M visual embeddings $\{\mathbf{v}_i^t\}_{i=1}^M$, where $\mathbf{v}_i^t \in \mathbb{R}^{d_v}$ denotes the i -th visual embedding in the t -th frame, and d_v is the dimensionality of the visual embedding. Then the projector f_ψ projects these visual embeddings into the semantic space of the LLM, producing $\mathbf{h}_i^t \in \mathbb{R}^d$. These visual embeddings are concatenated with the embeddings of a textual prompt $\{\mathbf{e}_j\}_{j=1}^N$, where $\mathbf{e}_j \in \mathbb{R}^d$ is the embedding of the j -th token in the prompt. The concatenated sequence is fed as input to the LLM f_θ to generate the output:

$$y_1 \cdots y_K = f_\theta([\mathbf{h}_1^1, \dots, \mathbf{h}_M^1, \dots, \mathbf{h}_1^T, \dots, \mathbf{h}_M^T, \mathbf{e}_1, \dots, \mathbf{e}_N]) \quad (1)$$

During training, we optimize the parameters $\{\phi, \psi, \theta\}$ by minimizing the next-token prediction loss.

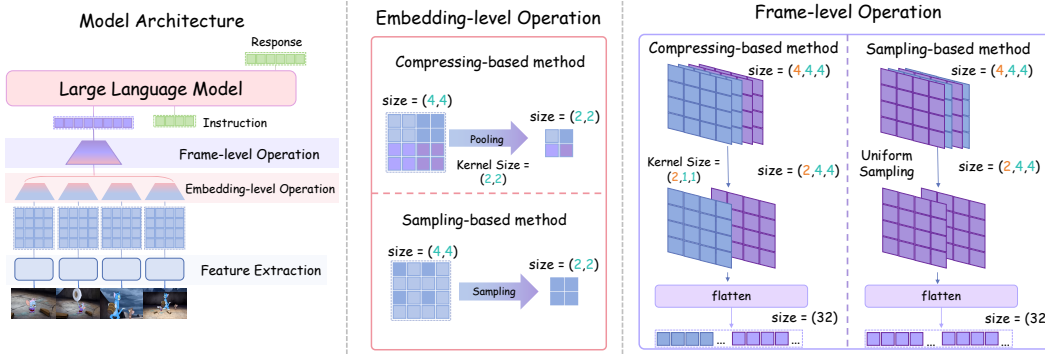


Figure 1: Overview of the LLaVA-like architecture for video-MLLM, and our used frame-level and embedding-level operations for adjusting the visual context window size.

Training Data. Based on existing instruction datasets, we mix several widely used image instruction and video instruction sets to construct a new instruction dataset. For the image instruction set, we adopt Cauldron (Laurençon et al., 2024b), which is a large image instruction set based on 50 vision-language datasets. For the video instruction set, we collect the instructions from VideoChatGPT-100K (Muhammad Maaz & Khan, 2023), ShareGPT4Video (Chen et al., 2024), ShareGPTVideo (Zhang et al., 2024b), VIM (Du et al., 2024), as well as some instruction data from VideoChat2 (Li et al., 2024b). The statistics of each instruction set are listed in Table 7.

Implementation Details. We adopt SigLIP (Zhai et al., 2023) as the image encoder, Qwen2-7B (Yang et al., 2024) as the base LLM, and a two-layer MLP as the projector. We train all the models with the training data listed in Table 7 for 1 epoch. We have tried to include a pre-training stage before the visual instruction tuning, using the 558K pre-training data and only updated the parameters in the MLP following LLaVA (Liu et al., 2024a), but found no obvious difference. All the experiments are conducted on 32 Nvidia H800, with the detailed hyperparameters listed in Table 8.

Evaluation Setup To quantitatively assess the scaling effect of visual context in video MLLMs, we consider the following two metrics for evaluation:

- *Language Modeling Loss.* It is a continuous measure that reflects model performance in predicting the next token, which can be used to estimate the parameters of the scaling law function. To align with the setting in Chinchilla (Hoffmann et al., 2022), each model will be trained for 1 epoch, to ensure that training samples have not been seen when we calculate the loss for evaluation.
- *Zero-shot Accuracy.* The zero-shot accuracy can reflect the performance of the model in the real-world application. We select several long video understanding benchmarks for evaluation, including Event-Bench (Du et al., 2024) (only with the challenging episodic reasoning task), NBench (Zhao et al., 2024), MLVU (Zhou et al., 2024), and VideoMME (Fu et al., 2024). All the questions in these benchmarks are multiple-choice, and we use accuracy as the evaluation metric.

3 Scaling law of visual context

3.1 Problem Formulation

As introduced in Section 2, existing video LLMs typically follow the vision-language model architecture (Liu et al., 2024a; Zhang et al., 2024c), which represents a video into multiple representative frames. Further, each frame will be encoded into a number of visual tokens or embeddings. The aggregation of the visual embeddings from all selected frames is referred to as *visual context* in this work. To set the visual context, it is essential to determine two

aspects when the base architecture is fixed: (1) how to select the frames from a video (*frame selection*), and (2) how to select the visual embeddings from an input frame (*embedding selection*). Since the base architecture is developed on an existing LLM, the length of visual context is naturally limited by its context length, *i.e.*, the maximum length of input tokens. The two aspects would be competitive in input length allocation: the more the selected frames, the fewer the visual embeddings per selected frame, and vice versa.

In this work, we study the optimal allocation relationship of the visual context for a given video. Formally, we model the language modeling loss $\mathcal{L}(T, M)$ as a function of the number of frames T and the number of embeddings (or tokens) per frame M . Given the maximum visual context window size L , the number of frames T and visual embeddings per frame M should satisfy the constraint: $T \times M < L$, we aim to find the optimal solution in minimizing $\mathcal{L}(T, M)$ under this constraint:

$$T_{\text{opt}}(L), M_{\text{opt}}(L) = \underset{T, M \text{ s.t. } T \times M < L}{\operatorname{argmin}} \mathcal{L}(T, M), \quad (2)$$

where $T_{\text{opt}}(L)$ and $M_{\text{opt}}(L)$ represent the optimal allocation strategy for the frame and visual embedding, respectively, with the input limit L . To approach it, in the following, we will explore the scaling effect of the number of frames and embeddings in Section 3.2 and Section 3.3 respectively.

3.2 Scaling Effect of the Visual Embeddings

We first analyze the scaling effect of visual embeddings in a frame for a fixed number of frames. Specifically, we utilize two methods to select (or generate) the visual embeddings in a frame: the sampling- and compression-based method.

3.2.1 Sampling-based Method

Experimental Setup. In this part, each image is first converted to 27×27 embeddings by the image encoder, then we vary the number of sampled visual embeddings. Specifically, we uniformly sample $\{1^2, 2^2, 3^2, 4^2, 5^2, 6^2, 7^2, 9^2, 14^2\}$ embeddings from the 27×27 embeddings, as illustrated in Figure 1. Other sampling methods like block sampling (Li et al., 2023c) will be explored in future work. We set $T = 32$ as the constant, and uniformly sample frames from each video and keep all other factors the same to train 9 video MLLMs with this setup of visual embeddings.

Fitting Function. We propose the following function to fit the scaling law of visual embeddings:

$$\mathcal{L}(M) = L_M + \left(\frac{M_0}{M}\right)^{\alpha_M} \quad (3)$$

We fit the language modeling loss with respect to the number of visual embeddings M using the `scipy curvefit` function, obtaining $L_M = 0.48$, $M_0 = 1.16 \times 10^{-5}$, $\alpha_M = 0.1$, with $R^2 = 0.927$ indicating a good fit. The fit curve in Figure 2a shows that $\mathcal{L}(M)$ decreases with increasing M , following a power-law like trend. We calculate the mean squared error between the actual loss and predicted loss, obtaining a value of 0.0001, which indicates a very low fitting error.

Benchmark Performance Analysis Table 1 shows the results of scaling visual embeddings on the evaluation benchmarks. Overall, the model performance improves as the number of visual embeddings increases, especially when it varies from 1 to 4. The improvement becomes more marginal with increasingly more visual embeddings. However, when it exceeds some threshold, the performance starts to decrease. For example, using 196 tokens is worse than using 49 tokens. An interesting finding is that the language modeling loss with 196 embeddings is significantly smaller than that of the model trained with 49 embeddings, as shown in Figure 2a, which indicates that model loss might not directly reflect the performance on downstream tasks.

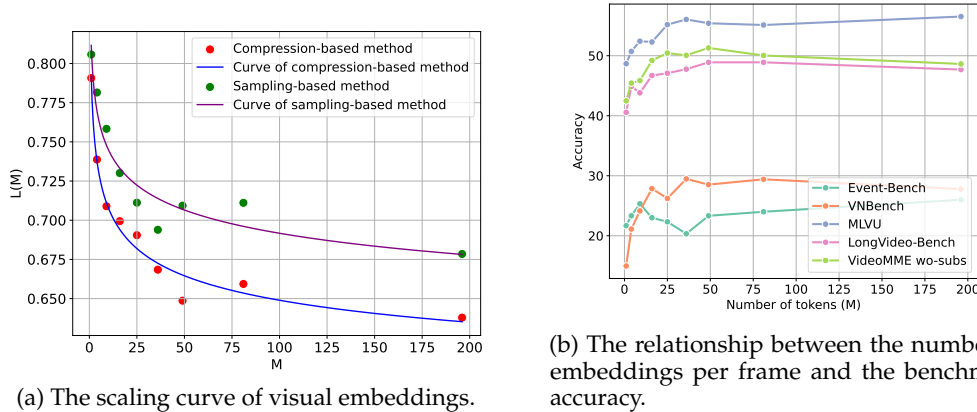


Figure 2: The scaling law of visual embeddings, reflected by the language modeling loss and the zero-shot accuracy on video understanding benchmarks.

Table 1: Results of sampling-based method under different number of visual embeddings per frame.

# Frames	# Embed./ Frames	Event-Bench	VNBench	MLVU	LongVideo-Bench	VideoMME wo/w-sub	Avg.
32	1	21.67	14.96	48.67	40.56	42.48/52.04	36.73
32	4	23.33	21.11	50.72	44.88	45.44/54.81	40.05
32	9	<u>25.33</u>	24.15	52.42	43.82	45.85/54.67	41.04
32	16	23.00	27.85	52.29	46.70	49.22/57.11	42.20
32	25	22.33	26.22	55.18	47.08	<u>50.44/58.26</u>	43.25
32	36	20.33	29.48	<u>56.05</u>	<u>47.76</u>	50.07/58.04	43.62
32	49	23.33	28.52	<u>55.41</u>	48.90	51.30/59.74	44.53
32	81	24.00	<u>29.41</u>	55.12	48.90	50.04/57.30	<u>44.13</u>
32	196	26.00	27.78	56.53	47.69	48.63/55.59	43.70

3.2.2 Compression-based Method

Experimental Setup. We utilize the MeanPooling (Yao et al., 2024) strategy for compressing the visual embeddings, which has been widely used in visual information processing. Another advantage is that it does not introduce extra parameters, avoiding the influence of new factors in the experiments. We apply MeanPooling with different kernel sizes on the feature map produced by the image encoder and obtain the condensed representation of the image. Specifically, each image is encoded into 27×27 visual embeddings, on which we apply $p \times p$ mean pooling with stride p ($p = \{2, 3, 4, 5, 6, 7, 9, 14, 27\}$), obtaining $\{1^2, 2^2, 3^2, 4^2, 5^2, 6^2, 7^2, 9^2, 14^2\}$ condensed embeddings per image. All the other factors are kept the same for fair comparison.

Fitting Function. We use Equation 3 to fit the scaling law and obtain $L_M = 0.57$, $M_0 = 0.01$, $\alpha_M = 0.39$, with $R^2 = 0.987$. We also calculate the mean square error of the predicted loss and the actual loss, a value of 5.32×10^{-5} indicates a good fit. Compared to the parameters of sampling-based method in Section 3.2.1, where $\alpha_M = 0.1$, the α_M of the compression-based method is significantly larger, implying that increasing the number of embeddings using the compression-based method will result in faster loss decrease, as shown in Figure 2a. Additionally, the compression-based method consistently yields a lower loss than the sampling-based method for the same number of visual embeddings. Unlike sampling-based methods, compression-based method does not directly discard visual embeddings but instead aggregates information from them, which is useful to accelerate the optimization process.

Table 2: Model performance under different numbers of visual embeddings per frame, with the compression-based method.

# Frames	# Embed./ Frames	Event-Bench	VNBench	MLVU	LongVideo-Bench	VideoMME wo/w-sub	Avg.
32	1	18.67	18.44	49.45	39.88	41.33/49.15	36.15
32	4	24.33	27.04	52.77	43.44	46.11/55.93	41.60
32	9	22.33	27.41	53.83	45.11	47.78/55.41	41.98
32	16	20.33	28.96	55.04	46.32	49.85/58.15	43.11
32	25	23.00	28.67	54.21	46.02	49.85/58.11	43.31
32	36	<u>27.33</u>	<u>30.00</u>	53.73	48.45	50.33/58.74	<u>44.76</u>
32	49	21.33	29.93	54.84	47.16	49.96/58.37	43.60
32	81	23.33	27.33	57.59	<u>48.60</u>	<u>52.00/59.37</u>	44.70
32	196	29.00	31.56	<u>56.81</u>	52.24	53.56/59.48	47.11

Table 3: Experimental results under different number of frames, with the sampling-based method.

# Frames	# Embed./ Frames	Event-Bench	VNBench	MLVU	LongVideo-Bench	VideoMME wo/w-sub	Avg.
8	49	21.67	15.70	46.30	44.73	44.85/52.74	37.67
16	49	22.67	23.33	52.53	46.78	49.74/57.59	42.11
32	49	21.33	29.93	54.84	47.16	49.96/58.37	43.60
48	49	22.67	34.15	56.22	<u>48.75</u>	52.81/59.11	45.62
64	49	25.33	32.59	57.23	47.08	52.59/58.93	45.63
96	49	26.67	<u>37.26</u>	<u>60.97</u>	48.60	<u>53.26/60.85</u>	<u>47.94</u>
128	49	<u>25.67</u>	39.70	61.44	51.40	56.11/61.63	49.33

Benchmark Performance Analysis For the benchmark evaluation in Table 2, the overall accuracy consistently increases as the number of visual embeddings increases. This finding is significantly different from that in Table 1. This result highlights the advantage of the compression-based method, which can preserve more information than the sampling-based method. The conclusion drawn from the benchmark evaluation aligns with that concluded from the language modeling loss.

Take-away Findings

- Increasing the number of visual embeddings can significantly enhance the performance, with the sampling-based method achieves the peak at 49 tokens while the compression-based method does not saturate even with 196 tokens.
- When the visual context window size is limited, the compression-based method can effectively preserve more visual information with fewer visual embeddings.

3.3 Scaling Effect of the Selected Frames

Next, we continue to explore the scaling effect of the selected frames by varying its number T while fixing the number of embeddings per frame M . We also consider utilizing sampling-based and compression-based methods.

3.3.1 Sampling-based Method

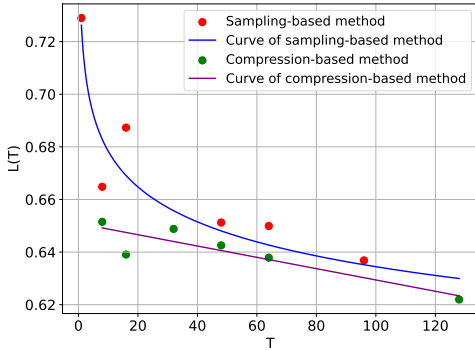
Experimental Setup. In existing works, it has become a widely used practice to sample frames uniformly from the original video to accommodate for the context length of LLM. Based on this method, we sample different numbers of frames from the video to explore the scaling effect, by varying T in $\{1, 8, 16, 32, 48, 64, 96, 128\}$. In Section 4, we further increase T

to 162 to explore the limit of scaling frames. The maximum context length allowed by the computation memory is 8K, corresponding to 128 frames and 49 visual embeddings per frame. As a result, we adopt 4×4 MeanPooling to keep 49 embeddings per frame and train 8 video MLLMs by varying the number of frames from 1 to 128.

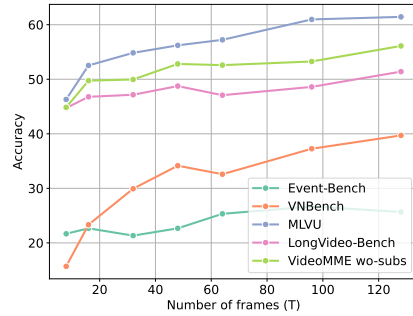
Fitting Function. Similarly, we use the following function to fit the scaling law of frames:

$$\mathcal{L}(T) = L_T + \left(\frac{T_0}{T}\right)^{\alpha_T} \quad (4)$$

We fit the losses with the number of frames T and obtain $L_T = 0.14$, $T_0 = 5.37 \times 10^{-7}$, $\alpha_T = 0.04$, with $R^2 = 0.892$. The fitted curve in Figure 2a shows that $\mathcal{L}(T)$ decreases with increasing T , following a power-law like trend. We calculate the mean squared error between the actual loss and predicted loss, obtaining a value of 0.0001, which indicates a very low fitting error.



(a) The scaling curve of frames.



(b) The relationship between the number of frames and the benchmark accuracy.

Figure 3: The scaling law of frames, reflected by the language modeling loss and the zero-shot accuracy on video understanding benchmarks.

Benchmark Performance Analysis The results in Table 3 and Figure 3b show that as the number of frames increases, the model consistently improves on all benchmarks, with no clear saturation point, even at 128 frames, which exceeds the maximum frame count of most video MLLMs. Among all the benchmarks, VNBench shows that the most pronounced improvements (from 15.70 to 39.70), suggesting that the Needle-In-the-Haystack-Search (NIAH) task benefits most from extended temporal context. However, the Event-Bench shows no significant improvement beyond 64 frames, and a detailed inspection reveals that all questions in Event-Bench focus on episodic reasoning, a task that cannot be effectively learned by video MLLMs simply by increasing the number of frames (Li et al., 2023d). Overall, compared to scaling the visual embeddings per frame (Figure 2b), increasing the frames is more beneficial for improving the model performance.

Performance Compensating for Compressing Visual Embeddings. Another interesting finding is that the performance degradation caused by compressing visual embeddings can be compensated by increasing the number of frames. Specifically, Table 2 shows that reducing the number of visual embeddings per frame from 196 to 49 leads to a performance drop across all benchmarks. However, if we simultaneously increase the number of frames to 128, the accuracy returns, even surpassing the model with 196 embeddings (comparing the last rows of Table 2 and Table 3, both setups use a total of 6272 visual embeddings, but one utilizes 32 frames with 196 embeddings per frame, while the other employs 128 frames with 49 embeddings per frame). These results suggest that when constrained by the visual context length, we can increase the number of frames while decreasing the embeddings per frame to achieve better performance, as will be further demonstrated in Section 4.

Table 4: Model performance with the compression-based method under different numbers of frames. For the model trained with 128 frames, since $T_{\max} = T = 128$ in this setting, the temporal pooling kernel size is $l = \lceil \frac{128}{128} \rceil = 1$, resulting in the same outcome as the sampling-based method.

# Frames	# Embed./ Frames	Event- Bench	VNBench	MLVU	LongVideo Bench	VideoMME wo/w-sub	Avg.
8	49	25.67	20.89	53.04	46.32	50.48/57.41	42.30
16	49	<u>27.00</u>	27.04	55.77	48.07	50.44/58.30	44.44
32	49	25.33	29.78	59.37	<u>48.52</u>	<u>53.81/60.93</u>	46.29
48	49	24.33	<u>37.41</u>	59.31	47.61	52.07/59.81	46.76
64	49	29.00	<u>36.30</u>	<u>61.03</u>	47.61	53.70/60.56	<u>48.03</u>
128*	49	25.67	39.70	61.44	51.40	56.11/61.63	49.33

3.3.2 Compression-based Method

Experimental Setup. Compressing frames along the temporal dimension has been widely discussed in the field of video representation learning but remains underexplored in video MLLMs (Cheng et al., 2024). Similar to the compression strategy used in Section 3.2, we utilize MeanPooling here to reduce the number of frames input to the LLM. Specifically, we uniformly sample T_{\max} frames¹ from the video and encode them with the image encoder. Then, we apply MeanPooling along the temporal dimension to compress the video into T frames, where the temporal pooling kernel size l is determined by T_{\max} and T : $l = \lceil \frac{T_{\max}}{T} \rceil$. Due to the limitation of computational memory, we set $T_{\max} = 128$ and $T = \{8, 16, 32, 48, 64, 128\}$ to explore the scaling law, which is significantly larger than existing state-of-the-art video MLLMs that mostly use 32 or 64 frames as input (Li et al., 2024a; Cheng et al., 2024). To ensure a fair comparison with the sampling-based method, we also reduce the number of visual embeddings per frame to 49. In practice, we utilize three-dimensional MeanPooling, instead of first performing spatial MeanPooling followed by temporal MeanPooling, to avoid over-smoothing of the feature maps.

Fitting Function. Different from the previous experiments, a power-law like function can't fit the data points in this part. Instead, we find that a simple linear function can well describe the function relationship, which is defined as follows:

$$\mathcal{L}(T) = a \times T + b \quad (5)$$

We fit the losses with the number of frames T and obtain $a = -0.0002, b = 0.651$, with $R^2 = 0.807$. The fit curve is shown in Figure 3a. We calculate the mean squared error between the actual loss and predicted loss is 1.753×10^{-5} , which indicates a very low fitting error.

Benchmark Performance Analysis Comparing the curve of the sampling-based method and the compression-based method, the latter always results in lower loss than the former. This phenomenon reveals the temporal redundancy in video data, showing that temporal information can still be effectively preserved even when compressed into fewer frames. The evaluation results on the benchmarks are shown in Table 4. Overall, increasing the number of frames always leads to improved model performance. Additionally, compared with the sampling-based method, the compression-based method consistently achieves higher accuracy with the same number of frames. This aligns with the phenomenon that the compression-based method generally gives lower training loss as depicted in Figure 3a.

¹If the original video duration $T' \leq T_{\max}$, we uniformly sample T' frames from it; otherwise, we uniformly sample T_{\max} frames, which is a common practice for video MLLMs.

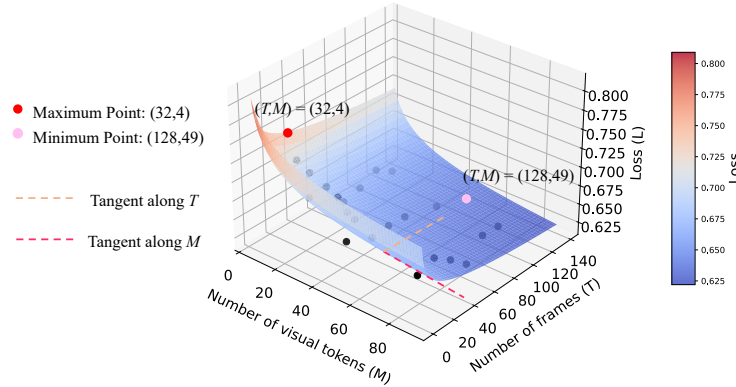


Figure 4: The scaling law of the visual embeddings and frames. We also display the maximum point and the minimum point in our experiments.

Take-away Findings

- Increasing the number of frames consistently improves the performance, even compensating for the performance degradation caused by compressing visual embeddings per frame.
- When the visual context window size is limited, the compression-based method can preserve more temporal information than sampling-based method with fewer frames.

4 Trade-off between Visual Embeddings and Frames

Section 3.2 and Section 3.3 have discussed the scaling effect of visual embeddings and frames separately. In this section, we explore the joint effect of the two factors, and study the problem: *how to jointly determine the numbers of visual embeddings and frames under the constraint of maximum input length of LLM or deployment resource?* Based on the theoretical and empirical analysis, we present a video MLLM under the **Optimal Visual Context** representation scheme, **Opt-Visor**, which can process videos up to 162 frames.

Fitting Function of the Two Factors. Following Hoffmann et al. (2022), we fit the losses by considering the numbers of embeddings M and frames T as follows:

$$\mathcal{L}(M, T) = C_M \times M^{-\alpha} + C_T \times T^{-\beta} + L_0 \quad (6)$$

Specifically, we set the number of visual embeddings as $\{25, 81\}$, and set the number of frames as $\{48, 64, 80, 96\}$, train $2 \times 4 = 8$ models in total. To extend the data points, we also include the 17 models trained in Section 3, and finally obtain 25 models in total. We obtain $C_M = 0.25, \alpha = 0.26, C_T = 0.13, \beta = 0.21, L_0 = 0.50$, with $R^2 = 0.884$. The fit curve along the axes of T and M is shown in Figure 4. With the decreasing of both T and M , the loss $\mathcal{L}(M, T)$ will consistently increase, reaching the highest loss at the data point $T = 32, M = 4$ in our experiment. In contrast, as the M and T increase, the loss gradually decreases, and $T = 128, m = 49$ reaches the lowest loss. The computed gradient via the fitting function can help determine whether to increase M or T to achieve a lower loss. For example, the derivatives at $T = 32, M = 4$ are $\frac{\partial \mathcal{L}}{\partial M} = -0.01, \frac{\partial \mathcal{L}}{\partial T} = -0.004$, indicating that \mathcal{L} descends faster along the M direction. Therefore, increasing the number of embeddings is more promising to obtain lower loss, which aligns with our experiments.

Finding Optimal Setting. In practice, we are interested in the question that “given the visual context window L , what is the best choice of M and T that achieves the lowest loss

$\mathcal{L}(M, T)$? To answer this question, we utilize the Lagrange multiplier method to obtain the minimum point of Equation 6 under the constraint $M \times T < L$:

$$T_{\text{opt}} = \left(\frac{L}{\left(\frac{\beta C_T}{\alpha C_M}\right)^{\frac{1}{1-\alpha}}} \right)^{\frac{1-\alpha}{2-\beta-\alpha}}, \quad M_{\text{opt}} = \left(\frac{\beta C_T}{\alpha C_M}\right)^{\frac{1}{1-\alpha}} T^{\frac{1-\beta}{1-\alpha}} \quad (7)$$

To verify the effectiveness of this principle, we set L as 6K and obtain $T_{\text{opt}} \approx 118$ and $M_{\text{opt}} \approx 51$ according to Equation 7. For the experiment, we vary the number of visual embeddings and frames simultaneously under a fixed visual context length, yielding five $\langle T, M \rangle$ configurations: $\langle 8, 729 \rangle$, $\langle 30, 196 \rangle$, $\langle 72, 81 \rangle$, $\langle 120, 49 \rangle$, $\langle 162, 36 \rangle$. For each configuration, we train a video MLLM and calculate the language modeling loss. We also evaluate these models on the long video understanding benchmarks. The results in Table 5 show that the minimum loss is achieved with 120 frames and 49 visual embeddings per frame, which is quite near to $T_{\text{opt}} \approx 118$ and $M_{\text{opt}} \approx 51$. As for the benchmark evaluation, scaling the number of frames consistently improves overall performance without saturation, even with 162 frames and 36 visual embeddings. This phenomenon occurs because there remains a gap between the next-token-prediction loss and final performance on downstream tasks, but the theoretical minimum point can serve as a strong starting point for subsequent optimization.

Table 5: Model performance under the same number of total visual embeddings.

# Frames	# Embed./ Frames	# Total Embed.	Loss ↓	Event- Bench	VNBench	MLVU	LongVideo Bench	VideoMME wo/w-sub	Avg.
8	729	5832	0.642	18.33	16.30	50.98	43.44	46.22/53.67	38.16
30	196	5880	0.648	28.67	31.11	54.97	48.90	53.19/60.19	46.17
72	81	5832	0.648	24.33	37.56	58.37	50.34	53.04/61.11	47.46
120	49	5880	0.639	<u>29.67</u>	<u>38.44</u>	<u>59.06</u>	49.81	<u>55.15/61.67</u>	<u>48.97</u>
162	36	5832	0.653	33.00	40.67	62.83	<u>50.04</u>	55.19/62.00	50.62

Comparison with Existing MLLMs. We compare our model with a series of representative MLLMs, including four proprietary MLLMs: GPT-4o (OpenAI, 2024), Gemini-1.5-Pro (Reid et al., 2024), GPT-4V (OpenAI, 2023), Qwen-VL-Max (Bai et al., 2023), as well as nine open-source MLLMs: Video-CCAM (Fei et al., 2024), Video-LLaVA (Lin et al., 2023), LLaMA-VID-long (Li et al., 2023d), MovieChat (Song et al., 2024), VideoChat2 (Li et al., 2024b), ST-LLM (Liu et al., 2025), VideoLLaMA2 (Cheng et al., 2024), LongVA (Zhang et al., 2024a), and LongViLA (Xue et al., 2024). To improve the performance of our model, we apply several techniques during training. Specifically, we represent each image in the image instruction with the AnyRes encoding scheme (Zhang et al., 2024c), where each image is divided into multiple tiles to simulate a short video. Additionally, to equip the model with the temporal understanding ability, we introduce a temporal prompt before each frame, resulting in the video representation “1 <frame 1> 2 <frame 2> ... n <frame n>”, where <frame i > represent the visual embeddings of the i -th frame. Besides, we increase the global batch size from 64 to 128 and train the model for 2 epochs. Under this configuration, we re-train the model with $\langle T, M \rangle = \langle 120, 49 \rangle$ and name it **Opt-Visor**. We evaluate Opt-Visor and the baseline models on the long video understanding benchmarks. The results in Table 6 show that Opt-Visor achieves the best performance among all the open-source models, with only 2.6M training samples. Notably, our model even outperforms GPT-4V on certain benchmarks, such as Event-Bench and MLVU, demonstrating the effectiveness of our optimal visual context representation scheme.

5 Related Work

Scaling Law. In the field of LLMs, many existing works have demonstrated that scaling the size of model parameters and training data can consistently improve the model capacity (Radford et al., 2019; Brown, 2020; Touvron et al., 2023). As a result, it is necessary to

Table 6: Experiment results on representative long video understanding benchmarks.

Models	Training Data	Event-Bench	VNBench	VideoMME wo/w-sub	MLVU	LongVideoBench
<i>Proprietary MLLMs</i>						
GPT-4o	Unknown	<u>37.33</u>	<u>64.4</u>	<u>71.9/77.2</u>	64.6	66.7
Gemini-1.5-Pro	Unknown	38.67	66.7	75.0/81.3	-	<u>64.0</u>
GPT-4V	Unknown	27.00	48.9	59.9/63.3	<u>49.2</u>	59.1
Qwen-VL-Max	Unknown	-	-	51.3/51.2	42.2	-
<i>Open-source MLLMs</i>						
Video-CCAM-14B	4.4M	-	-	<u>53.2/57.4</u>	<u>63.1</u>	-
Video-LLaVA-7B	2M	5.87	12.4	39.9/41.6	47.3	-
LLaMA-VID-long-7B	1.6M	0.00	10.8	-	33.2	-
MovieChat-7B	Unknown	<u>20.33</u>	-	-	25.8	-
VideoChat2-7B	29M	14.67	12.4	39.5/43.8	-	-
ST-LLM-7B	Unknown	16.67	<u>22.7</u>	37.9/42.3	-	-
VideoLLaMA2-7B	13.4M	-	-	46.6/-	48.5	-
LongVA-7B	1.3M	-	-	52.6/-	56.3	-
LongViLA-8B	Unknown	-	-	50.5/-	-	-
Opt-Visor-7B (Ours)	2.6M	32.00	45.41	54.9/62.0	63.6	51.63

build a quantitative relationship between these scaling factors and the final performance, which is called the scaling law. Two representative scaling laws for LLM are proposed by Kaplan et al. (2020) and Hoffmann et al. (2022), where the former one models the relationship between the loss and model size, dataset size, and the amount of computation budget independently, and the follower one models the relationship between loss and model size, dataset size simultaneously. Inspired by these works, several studies show that the scaling law also holds for different model architectures (Clark et al., 2022), training strategies (Gao et al., 2023), and can be transferred to other domains like information retrieval (Fang et al., 2024; Ardalani et al., 2022), computer vision (Zhai et al., 2022; Dehghani et al., 2023), and multi-modal (Radford et al., 2021; Alayrac et al., 2022).

Video MLLM. Training an MLLM with long-context video understanding ability is a challenging task and remains underexplored. One line of work focuses on enabling long video training from the perspectives of training systems (Xue et al., 2024), training strategies (Liu et al., 2024b), and model architectures (Wang et al., 2024). For example, LongViLA (Xue et al., 2024) proposes the first Multi-Modal Sequence Parallelism system for long-context training and inference. Kangaroo (Liu et al., 2024b) utilizes a curriculum training pipeline to gradually increase the number of frames during training. LongLLaVA (Wang et al., 2024) adapts the model architecture to a hybrid of Mamba (Gu & Dao, 2023) and Transformer (Vaswani et al., 2017) blocks. Another line of work aims to enable long video understanding during inference (Song et al., 2024; Zhang et al., 2024a). For example, MovieChat (Song et al., 2024) proposes a memory mechanism that includes a rapidly updated short-term memory and a compact long-term memory to store representations of long videos. LongVA (Zhang et al., 2024a) extends the context window of an LLM and demonstrates that long video understanding can be directly transferred from an MLLM without any video-specific training.

Visual Embedding Compression. Most existing MLLMs are typically composed of a vision encoder, an LLM, and a visual projector to project the image embeddings into the semantic space of the LLM. Early works like Flamingo (Alayrac et al., 2022) adopt a resampler, which inserts a cross-attention module into the LLM layer to extract visual features, and this is followed by IDEFICS (Laurençon et al., 2024a) and Otter (Li et al., 2023a). Similar to the resampler, BLIP-2 (Li et al., 2023b) and InstructBLIP (Dai et al., 2023) utilize a cross-attention module called Q-Former to compress the image embeddings and directly input the resulting visual embeddings into the LLM. Another line of work, represented by LLaVA (Liu et al., 2024a), directly projects the image embeddings into the semantic space of the LLM with an MLP, achieving decent performance and converging

quickly. Based on this, several works (Yao et al., 2024; Cai et al., 2024) propose adding a pooling module after the MLP to reduce the number of visual embeddings. However, when adapting MLLMs to video tasks, the design of the projector is less explored. LLaVA-NeXT-Video (Zhang et al., 2024c) and LLaVA-OneVision (Li et al., 2024a) use mean pooling or bilinear interpolation to aggregate visual embeddings, while neglecting the temporal dependency of video frames. To model the temporal dependency, VideoLLaMA2 (Cheng et al., 2024) introduces a downsampling module and a spatial-temporal convolution module.

6 Conclusion

In this work, we explored the basic design space of visual context representation in video MLLMs from two major aspects, *i.e.*, determining the number of sampled frames per video (*frame selection*) and visual embeddings per frame (*embedding selection*). We conducted experiments based on widely-used Video-MLLM architecture using different sampling and compression strategies, and varied the number of visual embeddings and frames to collect the data points. We first formulated the studied task as a constrained optimization problem, and then studied the scaling effects for frame selection and embedding selection. Then, we fitted the performance function curve *w.r.t.* the two factors, and derived several important empirical findings to determine the two factors. Finally, we modeled the joint effects of the two factors, derived the optimal setting, and then verified the effectiveness with empirical experiments. Our work has revealed that visual context representation has an important effect on the model performance of video MLLMs, which is worth more research attention. In future work, we will investigate more strategies for frame and embedding selection, and also consider designing new architectures that can support video context representation.

Limitation

In this work, we explore the basic design space of visual context modeling by varying the numbers of sampled frames per video and visual embeddings per frame. Although we also consider using different sampling and compressing strategies, there are also other important designs that should be explored in the future, *e.g.*, different backbone LLMs and visual encoders. Furthermore, we only consider two metrics to study the scaling effect, *i.e.*, language modeling loss and zero-shot accuracy on benchmarks. Besides, we conduct all the experiments on the classic LLaVA architecture. It is also necessary to test the effectiveness of our conclusion on other architectures.

References

- Jean-Baptiste Alayrac, Jeff Donahue, Pauline Luc, Antoine Miech, Iain Barr, Yana Hasson, Karel Lenc, Arthur Mensch, Katherine Millican, Malcolm Reynolds, et al. Flamingo: a visual language model for few-shot learning. *Advances in neural information processing systems*, 35:23716–23736, 2022.
- Newsha Ardalani, Carole-Jean Wu, Zeliang Chen, Bhargav Bhushanam, and Adnan Aziz. Understanding scaling laws for recommendation models. *arXiv preprint arXiv:2208.08489*, 2022.
- Jinze Bai, Shuai Bai, Shusheng Yang, Shijie Wang, Sinan Tan, Peng Wang, Junyang Lin, Chang Zhou, and Jingren Zhou. Qwen-vl: A frontier large vision-language model with versatile abilities. *CoRR*, abs/2308.12966, 2023.
- Tom B Brown. Language models are few-shot learners. *arXiv preprint arXiv:2005.14165*, 2020.
- Fabian Caba Heilbron, Victor Escorcia, Bernard Ghanem, and Juan Carlos Niebles. Activitynet: A large-scale video benchmark for human activity understanding. In *Proceedings of the IEEE conference on computer vision and pattern recognition*, pp. 961–970, 2015.
- Mu Cai, Jianwei Yang, Jianfeng Gao, and Yong Jae Lee. Matryoshka multimodal models. *arXiv preprint arXiv:2405.17430*, 2024.

- Lin Chen, Xilin Wei, Jinsong Li, Xiaoyi Dong, Pan Zhang, Yuhang Zang, Zehui Chen, Haodong Duan, Bin Lin, Zhenyu Tang, et al. Sharegpt4video: Improving video understanding and generation with better captions. *arXiv preprint arXiv:2406.04325*, 2024.
- Zesen Cheng, Sicong Leng, Hang Zhang, Yifei Xin, Xin Li, Guanzheng Chen, Yongxin Zhu, Wenqi Zhang, Ziyang Luo, Deli Zhao, et al. Videollama 2: Advancing spatial-temporal modeling and audio understanding in video-llms. *arXiv preprint arXiv:2406.07476*, 2024.
- Aidan Clark, Diego de Las Casas, Aurelia Guy, Arthur Mensch, Michela Paganini, Jordan Hoffmann, Bogdan Damoc, Blake Hechtman, Trevor Cai, Sebastian Borgeaud, et al. Unified scaling laws for routed language models. In *International conference on machine learning*, pp. 4057–4086. PMLR, 2022.
- Wendi Dai, Junnan Li, Liyuan Zhang, Dongxu Zhang, Zhecan Chen, Yu Liu, Yue Xie, Lu Yuan, Lijuan Zhang, and Michael Zeng. Instructblip: Towards general-purpose vision-language models with instruction tuning. *arXiv preprint arXiv:2305.06500*, 2023.
- Mostafa Dehghani, Josip Djolonga, Basil Mustafa, Piotr Padlewski, Jonathan Heek, Justin Gilmer, Andreas Peter Steiner, Mathilde Caron, Robert Geirhos, Ibrahim Alabdulmohsin, et al. Scaling vision transformers to 22 billion parameters. In *International Conference on Machine Learning*, pp. 7480–7512. PMLR, 2023.
- Yifan Du, Kun Zhou, Yuqi Huo, Yifan Li, Wayne Xin Zhao, Haoyu Lu, Zijia Zhao, Bingning Wang, Weipeng Chen, and Ji-Rong Wen. Towards event-oriented long video understanding. *arXiv preprint arXiv:2406.14129*, 2024.
- Yan Fang, Jingtao Zhan, Qingyao Ai, Jiaxin Mao, Weihang Su, Jia Chen, and Yiqun Liu. Scaling laws for dense retrieval. In *Proceedings of the 47th International ACM SIGIR Conference on Research and Development in Information Retrieval*, pp. 1339–1349, 2024.
- Jiajun Fei, Dian Li, Zhidong Deng, Zekun Wang, Gang Liu, and Hui Wang. Video-ccam: Enhancing video-language understanding with causal cross-attention masks for short and long videos. *arXiv preprint arXiv:2408.14023*, 2024.
- Chaoyou Fu, Yuhan Dai, Yondong Luo, Lei Li, Shuhuai Ren, Renrui Zhang, Zihan Wang, Chenyu Zhou, Yunhang Shen, Mengdan Zhang, et al. Video-mme: The first-ever comprehensive evaluation benchmark of multi-modal llms in video analysis. *arXiv preprint arXiv:2405.21075*, 2024.
- Leo Gao, John Schulman, and Jacob Hilton. Scaling laws for reward model overoptimization. In *International Conference on Machine Learning*, pp. 10835–10866. PMLR, 2023.
- Albert Gu and Tri Dao. Mamba: Linear-time sequence modeling with selective state spaces. *arXiv preprint arXiv:2312.00752*, 2023.
- Jordan Hoffmann, Sebastian Borgeaud, Arthur Mensch, Elena Buchatskaya, Trevor Cai, Eliza Rutherford, Diego de Las Casas, Lisa Anne Hendricks, Johannes Welbl, Aidan Clark, et al. Training compute-optimal large language models. *arXiv preprint arXiv:2203.15556*, 2022.
- Jared Kaplan, Sam McCandlish, Tom Henighan, Tom B Brown, Benjamin Chess, Rewon Child, Scott Gray, Alec Radford, Jeffrey Wu, and Dario Amodei. Scaling laws for neural language models. *arXiv preprint arXiv:2001.08361*, 2020.
- Hugo Laurençon, Lucile Saulnier, Léo Tronchon, Stas Bekman, Amanpreet Singh, Anton Lozhkov, Thomas Wang, Siddharth Karamcheti, Alexander Rush, Douwe Kiela, et al. Obelics: An open web-scale filtered dataset of interleaved image-text documents. *Advances in Neural Information Processing Systems*, 36, 2024a.
- Hugo Laurençon, Léo Tronchon, Matthieu Cord, and Victor Sanh. What matters when building vision-language models? *arXiv preprint arXiv:2405.02246*, 2024b.
- Bo Li, Yuanhan Zhang, Liangyu Chen, Jinghao Wang, Jingkang Yang, and Ziwei Liu. Otter: a multi-modal model with in-context instruction tuning. *corr abs/2305.03726 (2023)*, 2023a.

- Bo Li, Yuanhan Zhang, Dong Guo, Renrui Zhang, Feng Li, Hao Zhang, Kaichen Zhang, Yanwei Li, Ziwei Liu, and Chunyuan Li. Llava-onevision: Easy visual task transfer. *arXiv preprint arXiv:2408.03326*, 2024a.
- Junnan Li, Dongxu Li, Silvio Savarese, and Steven Hoi. Blip-2: Bootstrapping language-image pre-training with frozen image encoders and large language models. In *International conference on machine learning*, pp. 19730–19742. PMLR, 2023b.
- Kunchang Li, Yali Wang, Yanan He, Yizhuo Li, Yi Wang, Yi Liu, Zun Wang, Jilan Xu, Guo Chen, Ping Luo, et al. Mvbench: A comprehensive multi-modal video understanding benchmark. In *Proceedings of the IEEE/CVF Conference on Computer Vision and Pattern Recognition*, pp. 22195–22206, 2024b.
- Xianhang Li, Zeyu Wang, and Cihang Xie. An inverse scaling law for CLIP training. In Alice Oh, Tristan Naumann, Amir Globerson, Kate Saenko, Moritz Hardt, and Sergey Levine (eds.), *Advances in Neural Information Processing Systems 36: Annual Conference on Neural Information Processing Systems 2023, NeurIPS 2023, New Orleans, LA, USA, December 10 - 16, 2023*, 2023c.
- Yanwei Li, Chengyao Wang, and Jiaya Jia. Llama-vid: An image is worth 2 tokens in large language models. *CoRR*, abs/2311.17043, 2023d.
- Bin Lin, Bin Zhu, Yang Ye, Munan Ning, Peng Jin, and Li Yuan. Video-llava: Learning united visual representation by alignment before projection. *arXiv preprint arXiv:2311.10122*, 2023.
- Haotian Liu, Chunyuan Li, Qingyang Wu, and Yong Jae Lee. Visual instruction tuning. *Advances in neural information processing systems*, 36, 2024a.
- Jiajun Liu, Yibing Wang, Hanghang Ma, Xiaoping Wu, Xiaoqi Ma, Xiaoming Wei, Jianbin Jiao, Enhua Wu, and Jie Hu. Kangaroo: A powerful video-language model supporting long-context video input. *arXiv preprint arXiv:2408.15542*, 2024b.
- Ruyang Liu, Chen Li, Haoran Tang, Yixiao Ge, Ying Shan, and Ge Li. St-llm: Large language models are effective temporal learners. In *European Conference on Computer Vision*, pp. 1–18. Springer, 2025.
- Salman Khan Muhammad Maaz, Hanoona Rasheed and Fahad Khan. Video-chatgpt: Towards detailed video understanding via large vision and language models. *ArXiv 2306.05424*, 2023.
- OpenAI. GPT-4 technical report. *CoRR*, abs/2303.08774, 2023.
- OpenAI. Hello gpt-4o. 2024. <https://openai.com/index/hello-gpt-4o/>.
- Alec Radford, Jeffrey Wu, Rewon Child, David Luan, Dario Amodei, Ilya Sutskever, et al. Language models are unsupervised multitask learners. *OpenAI blog*, 1(8):9, 2019.
- Alec Radford, Jong Wook Kim, Chris Hallacy, Aditya Ramesh, Gabriel Goh, Sandhini Agarwal, Girish Sastry, Amanda Askell, Pamela Mishkin, Jack Clark, et al. Learning transferable visual models from natural language supervision. In *International conference on machine learning*, pp. 8748–8763. PMLR, 2021.
- Machel Reid, Nikolay Savinov, Denis Teplyashin, Dmitry Lepikhin, Timothy P. Lillicrap, Jean-Baptiste Alayrac, Radu Soricut, Angeliki Lazaridou, Orhan Firat, Julian Schrittwieser, Ioannis Antonoglou, Rohan Anil, Sebastian Borgeaud, Andrew M. Dai, Katie Millican, Ethan Dyer, Mia Glaese, Thibault Sottiaux, Benjamin Lee, Fabio Viola, Malcolm Reynolds, Yuanzhong Xu, James Molloy, Jilin Chen, Michael Isard, Paul Barham, Tom Hennigan, Ross McIlroy, Melvin Johnson, Johan Schalkwyk, Eli Collins, Eliza Rutherford, Erica Moreira, Kareem Ayoub, Megha Goel, Clemens Meyer, Gregory Thornton, Zhen Yang, Henryk Michalewski, Zaheer Abbas, Nathan Schucher, Ankesh Anand, Richard Ives, James Keeling, Karel Lenc, Salem Haykal, Siamak Shakeri, Pranav Shyam, Aakanksha Chowdhery, Roman Ring, Stephen Spencer, Eren Sezener, and et al. Gemini 1.5: Unlocking multimodal understanding across millions of tokens of context. *CoRR*, abs/2403.05530, 2024.

- Enxin Song, Wenhao Chai, Guanhong Wang, Yucheng Zhang, Haoyang Zhou, Feiyang Wu, Haozhe Chi, Xun Guo, Tian Ye, Yanting Zhang, et al. Moviechat: From dense token to sparse memory for long video understanding. In *Proceedings of the IEEE/CVF Conference on Computer Vision and Pattern Recognition*, pp. 18221–18232, 2024.
- Hugo Touvron, Thibaut Lavril, Gautier Izacard, Xavier Martinet, Marie-Anne Lachaux, Timothée Lacroix, Baptiste Rozière, Naman Goyal, Eric Hambro, Faisal Azhar, et al. Llama: Open and efficient foundation language models. *arXiv preprint arXiv:2302.13971*, 2023.
- Ashish Vaswani, Noam Shazeer, Niki Parmar, Jakob Uszkoreit, Llion Jones, Aidan N Gomez, Łukasz Kaiser, and Illia Polosukhin. Attention is all you need. In *Advances in neural information processing systems*, pp. 5998–6008, 2017.
- Xidong Wang, Dingjie Song, Shunian Chen, Chen Zhang, and Benyou Wang. Longllava: Scaling multi-modal llms to 1000 images efficiently via hybrid architecture. *arXiv preprint arXiv:2409.02889*, 2024.
- Dejing Xu, Zhou Zhao, Jun Xiao, Fei Wu, Hanwang Zhang, Xiangnan He, and Yueting Zhuang. Video question answering via gradually refined attention over appearance and motion. In *Proceedings of the 25th ACM international conference on Multimedia*, pp. 1645–1653, 2017.
- Fuzhao Xue, Yukang Chen, Dacheng Li, Qinghao Hu, Ligeng Zhu, Xiuyu Li, Yunhao Fang, Haotian Tang, Shang Yang, Zhijian Liu, et al. Longvila: Scaling long-context visual language models for long videos. *arXiv preprint arXiv:2408.10188*, 2024.
- An Yang, Baosong Yang, Binyuan Hui, Bo Zheng, Bowen Yu, Chang Zhou, Chengpeng Li, Chengyuan Li, Dayiheng Liu, Fei Huang, et al. Qwen2 technical report. *arXiv preprint arXiv:2407.10671*, 2024.
- Linli Yao, Lei Li, Shuhuai Ren, Lean Wang, Yuanxin Liu, Xu Sun, and Lu Hou. Deco: Decoupling token compression from semantic abstraction in multimodal large language models. *arXiv preprint arXiv:2405.20985*, 2024.
- Xiaohua Zhai, Alexander Kolesnikov, Neil Houlsby, and Lucas Beyer. Scaling vision transformers. In *Proceedings of the IEEE/CVF conference on computer vision and pattern recognition*, pp. 12104–12113, 2022.
- Xiaohua Zhai, Basil Mustafa, Alexander Kolesnikov, and Lucas Beyer. Sigmoid loss for language image pre-training. In *Proceedings of the IEEE/CVF International Conference on Computer Vision*, pp. 11975–11986, 2023.
- Peiyuan Zhang, Kaichen Zhang, Bo Li, Guangtao Zeng, Jingkan Yang, Yuanhan Zhang, Ziyue Wang, Haoran Tan, Chunyuan Li, and Ziwei Liu. Long context transfer from language to vision. *arXiv preprint arXiv:2406.16852*, 2024a. URL <https://arxiv.org/abs/2406.16852>.
- Ruohong Zhang, Liangke Gui, Zhiqing Sun, Yihao Feng, Keyang Xu, Yuanhan Zhang, Di Fu, Chunyuan Li, Alexander Hauptmann, Yonatan Bisk, and Yiming Yang. Direct preference optimization of video large multimodal models from language model reward, 2024b.
- Yuanhan Zhang, Bo Li, haotian Liu, Yong jae Lee, Liangke Gui, Di Fu, Jiashi Feng, Ziwei Liu, and Chunyuan Li. Llava-next: A strong zero-shot video understanding model, April 2024c. URL <https://llava-vl.github.io/blog/2024-04-30-llava-next-video/>.
- Zijia Zhao, Haoyu Lu, Yuqi Huo, Yifan Du, Tongtian Yue, Longteng Guo, Bingning Wang, Weipeng Chen, and Jing Liu. Needle in a video haystack: A scalable synthetic framework for benchmarking video mllms. *arXiv preprint arXiv:2406.09367*, 2024.
- Junjie Zhou, Yan Shu, Bo Zhao, Boya Wu, Shitao Xiao, Xi Yang, Yongping Xiong, Bo Zhang, Tiejun Huang, and Zheng Liu. Mlvu: A comprehensive benchmark for multi-task long video understanding. *arXiv preprint arXiv:2406.04264*, 2024.

A Appendix

The details of the training data are listed in Table 7.

The training hyperparameters are listed in Table 8.

The estimated optimal visual tokens and frames for various visual context lengths are listed in table 9.

Table 7: The statistics of our training data, including 1.8M image-text instructions and 0.7M video-text instructions.

Modality	Dataset	Samples
Image-Text	Cauldron	1.8M
Video-Text	VideoChatGPT-100K	100K
	ShareGPT4Video	40K
	ShareGPTVideo	255K
	VIM	32K
	NExT-QA	40K
	SthSthV2	40K
	STAR	40K
	TextVR	40K
	CLEVRER	80K
Kinetics-710	40K	
Total	-	2.5M

Table 8: Training hyperparameters.

Hyperparameter	Value
Global batch size	64
Gradient clipping	1
Weight decay	0
Warmup ratio	0.03
LLM lr	2e-5
Projector lr	1e-4
Vision encoder lr	2e-6
lr schedule	cosine

Table 9: Estimated Optimal Visual Tokens and Frames for Various Visual Context Lengths.

Visual Context Length	# Visual Tokens	# Frames
6,000	51	118
14,000	78	178
30,000	116	258
62,000	169	367
126,000	243	517