

Classification of Higher-Order Van Hove Singularities in Kagome Topological Bands

Edrick Wang,¹ Lakshmi Pullasserı,¹ and Luiz H Santos¹

¹*Department of Physics, Emory University, 400 Dowman Drive, Atlanta, GA 30322, USA*

(Dated: October 10, 2024)

Motivated by the growing interest in band structures featuring higher-order Van Hove singularities (HOVHS), we investigate a spinless fermion kagome system characterized by nearest-neighbor (NN) and next-nearest-neighbor (NNN) hopping amplitudes. While NN hopping preserves time-reversal symmetry, NNN hopping, akin to chiral hopping on the Haldane lattice, breaks time-reversal symmetry and leads to the formation of topological bands with Chern numbers ranging from $C = \pm 1$ to $C = \pm 4$. We perform analytical and numerical analysis of the energy bands near the high-symmetry points Γ , $\pm K$, and M_i ($i = 1, 2, 3$), which uncover a rich and complex landscape of HOVHS, controlled by the magnitude and phase of the NNN hopping. We observe power-law divergences in the density of states (DOS), $\rho(\epsilon) \sim |\epsilon|^{-\nu}$, with exponents $\nu = 1/2, 1/3, 1/4$, which can significantly affect the anomalous Hall response at low temperatures when the Fermi level crosses the HOVHS. Additionally, the NNN hopping induces the formation of higher Chern number bands $C = \pm 2, \pm 4$ in the middle of the spectrum obeying a sublattice interference whereupon electronic states are maximally localized in each of the sublattices when the momentum approaches the three high-symmetry points M_i ($i = 1, 2, 3$) on the Brillouin zone boundary. This classification of HOVHS in kagome systems provides a platform to explore unconventional electronic orders induced by electronic correlations.

I. INTRODUCTION

The interplay between topological electronic bands and correlation effects provides a fruitful avenue to realizing unconventional phases driven by competing electronic states. The presence of large density of states (DOS) provides an effective mechanism to enhance electronic correlations. In 2D lattices, Van Hove has shown that saddle points in the band dispersion lead to Van Hove singularities (VHS) characterized by logarithmic divergent DOS [1]. The possibility of higher-order VHS (HOVHS) displaying even stronger power-law divergent DOS, considered in the context of cuprate band structures [2, 3], has recently garnered significant interest as a pathway to explore unconventional electronic orders [4–16]. In particular, when HOVHS emerge in Chern bands [17–19], the interplay between band topology and high DOS can promote novel electronic orders, such as superconducting pair-density waves and Chern supermetals [17], which underscores the importance of higher-order singularities in topological bands for discovering new quantum phases. However, beyond initial studies on the Haldane lattice [17, 18] and topological insulator moiré surface states [19], the structure of HOVHS in Chern bands remains largely unexplored.

In this work, we extend this knowledge by investigating a rich scenario where band topology and HOVHS are intertwined in a 2D kagome system. Kagome lattices [20, 21], characterized by their geometrically frustrated network of corner-sharing triangles in two dimensions, support VHSs [15, 22], along with flat bands [23–27] and Dirac fermions [22, 28], which provide an ideal platform for studying complex electronic phenomena. The substantial enhancement of interaction effects due to the large accumulation of electronic states around the VHS plays a crucial role in the emergence of various electronic phenomena including charge density waves, pair

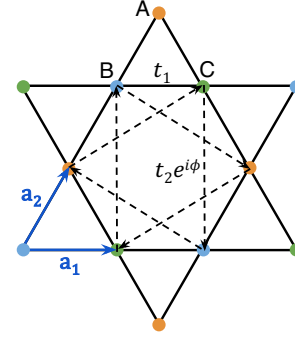


Figure 1. Kagome lattice with the sites A, B, and C marked in orange, blue, and green respectively. The vectors connecting site B with its nearest neighbors A and C are denoted as \mathbf{a}_2 and \mathbf{a}_1 respectively. The real NN hopping amplitude, t_1 , is represented by solid black lines. The black dashed arrows show the orientation of the NNN hoppings with strength $t_2 e^{i\phi}$. This NNN hopping breaks time-reversal symmetry while preserving C_3 rotation and inversion symmetry about the center of the hexagon.

density waves, and unconventional superconductivity [29–32].

We investigate the effects of a complex next-nearest-neighbor (NNN) hopping amplitude, $t_2 e^{i\phi}$, on the electronic bands of a kagome lattice. This hopping term, analogous to the Haldane model on the honeycomb lattice [33], breaks time-reversal symmetry (TRS) and induces the formation of bands with non-zero Chern numbers. Employing a systematic analytical and numerical classification of critical points at high-symmetry points Γ , $\pm K$, and M_i ($i = 1, 2, 3$) of the Brillouin zone as a function of (t_2, ϕ) , we reveal a rich landscape of HOVHS in this time-reversal broken kagome system. Notably, we identify conditions under which bands with Chern

numbers as large as $C = \pm 4$, emerge. Owing to the presence of HOVHSs, these bands support power-law divergences in the DOS, $\rho(\epsilon) \sim |\epsilon|^{-\nu}$, with exponents $\nu = \frac{1}{2}, \frac{1}{3}$, and $\frac{1}{4}$. The classification of HOVHS reveals new features of the kagome band structure:

(1) In the lowest band, our classification of HOVHS not only identifies the loci of high DOS but also pinpoints the location of a nearly flat Chern band with $C = \pm 1$ in the (t_2, ϕ) parameter space. This provides an ideal scenario for exploring competing electronic orders and emergent fractional Chern insulators [34–38] in a partially filled band.

(2) The NNN chiral hopping, while breaking TRS, preserves the sublattice interference (SI) [39–41] of the second band for the entire parameter space (t_2, ϕ) . SI implies that electronic states associated with M_i points at the Brillouin zone boundary are maximally localized on the sublattices A, B, and C, which has a non-trivial effect on interactions when the Fermi energy crosses a HOVHS at the M_i points at the zone boundary. Our work thus extends the mechanism of SI in time-reversal broken Chern bands from the Chern number $C = \pm 1$ band on the honeycomb lattice [17] into the realm of topological kagome bands supporting higher Chern numbers, $C = \pm 2$ and $C = \pm 4$.

(3) While the NNN hopping destroys the exact flatness condition of the third band in the nearest-neighbor (NN) kagome lattice [25–27] (a special case where all points in the Brillouin zone become critical at $t_2 = 0$), our phase diagram uncovers HOVHS lines at the high symmetry points K and M_i in the (t_2, ϕ) parameter space, which converge to a flat band at $(t_2 \rightarrow 0, \phi = \pm\pi/2)$. Thus the kagome lattice provides a relevant setting to study the emergence of HOVHS near stronger DOS singularities due to flatbands.

This work opens a direction to explore exotic kagome bands in synthetic materials such as optical lattices [42]. In particular, an implementation of the complex NNN hopping akin to a Haldane optical lattices [43] could be achieved via periodic modulation using piezoelectric actuators. Moreover, the recent discovery of a new family of kagome metals, AV_3Sb_5 ($A = K, Rb, Cs$) displaying a variety of exotic correlated electronic phenomena [39, 44–49] and exhibiting both conventional and higher-order Van Hove singularities [50–52], as evidenced by angle-resolved photoemission spectroscopy (ARPES) [14, 15], further motivates a deeper exploration of the HOVHS landscape in kagome lattices. While kagome systems have been actively studied in connection with Van Hove singularities, the relationship between VHS and non-trivial band topology in these materials remains largely unexplored.

Model – We study a tight-binding model of the kagome lattice with lattice constant a , consisting of NN hopping as well as complex NNN hopping,

$$H = -t_1 \sum_{\langle i,j \rangle} c_i^\dagger c_j - t_2 \sum_{\langle\langle i,j \rangle\rangle} e^{i\phi_{ij}} c_i^\dagger c_j + h.c., \quad (1)$$

where t_1 (t_2) is the NN (NNN) hopping strength, ϕ_{ij} is the phase factor associated with the NNN hopping between sites i and j , $\langle i, j \rangle$ and $\langle\langle i, j \rangle\rangle$ indicates the NN and NNN hopping respectively, and c_j^\dagger is the fermionic creation operator at site j . The vectors connecting the NN atomic sites are defined as $\mathbf{a}_1 = \frac{a}{2}(1, 0)$, $\mathbf{a}_2 = \frac{a}{4}(1, \sqrt{3})$ and $\mathbf{a}_3 = \mathbf{a}_1 - \mathbf{a}_2$, and the NNN hopping vectors are defined as $\mathbf{b}_1 = \frac{a}{2}(0, \sqrt{3})$, $\mathbf{b}_2 = \frac{a}{4}(3, -\sqrt{3})$, and $\mathbf{b}_3 = -(\mathbf{b}_1 + \mathbf{b}_2)$, as shown in Fig. 1. Notice that the black dashed arrows shown in Fig. 1 denote the direction of the complex NNN hopping. Furthermore, we assume the system is spin-polarized, thereby omitting the spin degree of freedom.

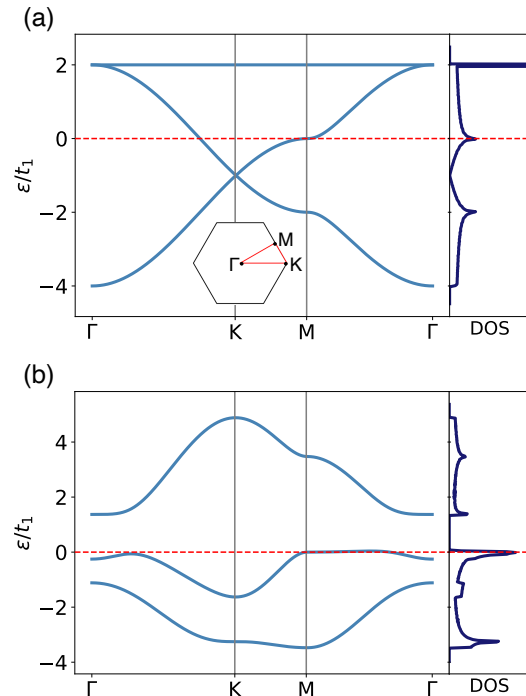


Figure 2. Band structure at (a) $(t_2, \phi) = (0, 0)$ and (b) $(t_2, \phi) = (0.76, 0.9\pi)$, with the first BZ shown in (a). The corresponding DOS is displayed on the right. The red dashed lines in (a) and (b) denote the energy at which the M points of the second band support a conventional VHS and a HOVHS respectively, as indicated by the divergences in the corresponding DOS. Notice that the energy corresponding to the M points on band 2 is always zero.

In the momentum space, the Hamiltonian reads $H = \sum_{\mathbf{k}} c_{\mathbf{k}}^\dagger \hat{H}(\mathbf{k}) c_{\mathbf{k}}$, where $\hat{H}(\mathbf{k}) = \hat{H}_{NN}(\mathbf{k}) + \hat{H}_{NNN}(\mathbf{k})$, and $c_{\mathbf{k}} = (c_{\mathbf{k},A} \ c_{\mathbf{k},B} \ c_{\mathbf{k},C})^T$, with A, B, C being the three sites of the kagome unit cell displayed in Fig. 1. The momentum \mathbf{k} is defined in the first Brillouin zone (BZ) spanned by the two reciprocal lattice vectors, $\mathbf{G}_1 = \frac{2\pi}{a}(1, -\frac{1}{\sqrt{3}})$ and $\mathbf{G}_2 = \frac{2\pi}{a}(0, \frac{2}{\sqrt{3}})$. The lattice constant a will henceforth be set to 1. The single particle Hamiltonian $\hat{H}(\mathbf{k})$

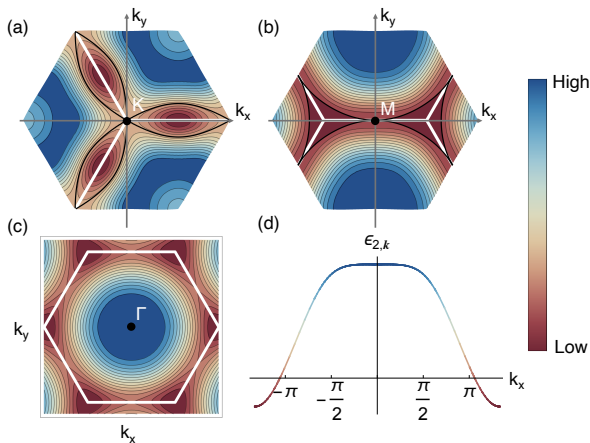


Figure 3. Contour plots of the energy dispersion corresponding to band 2, near the high-symmetry points (a) $\pm\mathbf{K}$, (b) \mathbf{M}_i , and (c) Γ points, where the Hessian vanishes, thereby supporting HOVHS. The white lines denote the boundaries of the first BZ and the black lines correspond to the Fermi surface contour at the corresponding energy of the HOVHS. At the \mathbf{K} point (a), the dispersion exhibits a monkey-saddle dispersion. In contrast, around the \mathbf{M}_3 point (b), the dispersion becomes locally flat only along the k_x direction. At the Γ point (c), which is an extremum, the second-order curvature of the dispersion vanishes along both k_x and k_y directions. (d) The energy dispersion considered in (c), around the Γ point, plotted along k_x with k_y held constant at zero, in order to highlight the flatness of the band around the Γ point.

can be expressed as

$$\hat{\mathcal{H}}(\mathbf{k}) = \begin{pmatrix} 0 & h_{12}(\mathbf{k}) & h_{13}(\mathbf{k}) \\ h_{12}^*(\mathbf{k}) & 0 & h_{23}(\mathbf{k}) \\ h_{13}^*(\mathbf{k}) & h_{23}^*(\mathbf{k}) & 0 \end{pmatrix}, \quad (2)$$

where $h_{12}(\mathbf{k}) = -2t_1 \cos(\mathbf{k} \cdot \mathbf{a}_2) - 2t_2 e^{i\phi} \cos(\mathbf{k} \cdot \mathbf{b}_2)$, $h_{13}(\mathbf{k}) = -2t_1 \cos(\mathbf{k} \cdot \mathbf{a}_3) - 2t_2 e^{-i\phi} \cos(\mathbf{k} \cdot \mathbf{b}_3)$, and $h_{23}(\mathbf{k}) = -2t_1 \cos(\mathbf{k} \cdot \mathbf{a}_1) - 2t_2 e^{i\phi} \cos(\mathbf{k} \cdot \mathbf{b}_1)$.

Diagonalization of the Hamiltonian given in Eq. (2), $H = \sum_{\mathbf{k}} \sum_{n=1,2,3} \Psi_{n,\mathbf{k}}^\dagger \epsilon_{n,\mathbf{k}} \Psi_{n,\mathbf{k}}$, yields the dispersion of each band, $\epsilon_{n,\mathbf{k}}$, where $n = 1, 2, 3$ denotes the index of the first, second and third energy bands, respectively, in ascending order. Henceforth, energy is expressed in units of t_1 . Owing to \mathcal{C}_3 rotation and inversion symmetries, the spectrum satisfies $\epsilon_{n,\mathcal{C}_3\mathbf{k}} = \epsilon_{n,\mathbf{k}}$ and $\epsilon_{n,-\mathbf{k}} = \epsilon_{n,\mathbf{k}}$.

II. CLASSIFICATION OF HIGHER ORDER VAN HOVE SINGULARITIES

In 2D Bloch bands, an ordinary VHS exhibits logarithmic divergence in the DOS ($\rho \propto \log|\epsilon|$) [1], which occurs at a saddle point (i.e., where the dispersion is locally $\epsilon_{n,\mathbf{k}} \sim k_x^2 - k_y^2$), with the following conditions satisfied: $\nabla_{\mathbf{k}} \epsilon_{n,\mathbf{k}} = 0$ and $\mathbb{H}_{n,\mathbf{k}} < 0$, where $\mathbb{H}_{n,\mathbf{k}} = \det\left(\frac{\partial^2 \epsilon_{n,\mathbf{k}}}{\partial k_i \partial k_j}\right)$

is the Hessian of the dispersion $\epsilon_{n,\mathbf{k}}$. The vanishing of the Hessian at the critical point signals the degeneracy of the quadratic form and the formation of a HOVHS with power-law divergence in DOS [4, 5, 7, 53] due to a higher-order critical point.

In the absence of NNN hopping, as shown in Fig. 2 (a), band 3 is flat and bands 1 and 2 support critical points on the high-symmetry points of the first BZ $\Gamma = (0, 0)$, $\pm\mathbf{K} = (\pm\frac{4\pi}{3}, 0)$, $\mathbf{M}_1 = (\pi, \frac{\pi}{\sqrt{3}})$, $\mathbf{M}_2 = (-\pi, \frac{\pi}{\sqrt{3}})$, and $\mathbf{M}_3 = (0, -\frac{2\pi}{\sqrt{3}})$, with conventional saddle points located on \mathbf{M}_i . Fig. 2 (b) illustrates the effect of the NNN hopping on the band structure, where we observe the onset of bands with significantly higher DOS divergence than ordinary VHS. Henceforth we focus on addressing how these critical points emerge as a function of the parameters (t_2, ϕ) . As shown below, all high-symmetry points on the three bands can support HOVHS in this parameter space. In particular, we analyze high-symmetry points separately and classify their HOVHS as shown in Fig. 3. \mathcal{C}_3 rotation and inversion symmetries, reduce the analysis to three of the six high-symmetry points.

A. Critical points at $\pm\mathbf{K}$

Higher-order singularities emerge at \mathbf{K} in the form of monkey saddles, as shown in Fig. 3 (a). The corresponding low-energy dispersion, which reflects the \mathcal{C}_3 rotation symmetry around the \mathbf{K} points, takes the form

$$\epsilon_{\mathbf{K}+\mathbf{p}} - \epsilon_{\mathbf{K}} = \alpha(p_x^3 - 3p_x p_y^2) + \dots, \quad (3)$$

where p_x and p_y are defined parallel and perpendicular to the $\Gamma\mathbf{K}$ line in the first Brillouin zone, respectively, and the coefficient α is real. This monkey saddle dispersion indicates that the corresponding DOS exhibits a power-law divergence with exponent $\nu = 1/3$ [4, 53–55], which we confirm numerically. Furthermore, these observations apply to the $-\mathbf{K}$ points as well, since the model is symmetric under inversion.

B. Critical points at Γ

In contrast to the $\pm\mathbf{K}$ points, the Γ point does not support a high-order saddle even though the Hessian $\mathbb{H}_{n,\Gamma}$ vanishes. Instead, as the second-order curvature of the dispersion vanishes along both the k_x and k_y directions, Γ becomes an extremum with vanishing Hessian, thereby resulting in a locally flat band around the Γ point, as shown in Fig. 3 (c). The corresponding low-energy dispersion takes the form,

$$\epsilon_{\Gamma+\mathbf{p}} - \epsilon_{\Gamma} = \alpha(p_x^2 + p_y^2)^2 = \alpha p^4 \quad (4)$$

where α is a real parameter and $(p_x, p_y) = p(\cos\theta, \sin\theta)$. Furthermore, the dispersion exhibits a

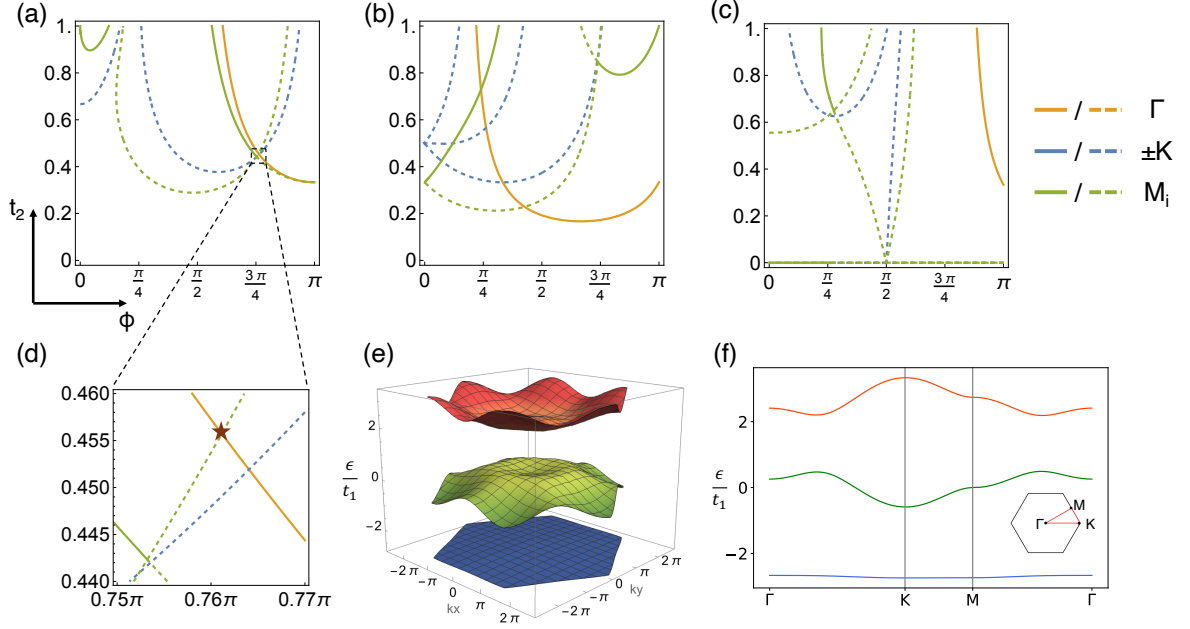


Figure 4. (a)-(c) Parameter space plots showing the set of (t_2, ϕ) values for which the the high-symmetry points Γ (orange), $\pm K$ (blue) and M (red) corresponding to the bands 1-3 (from left to right) support HOVHSs. The dashed lines correspond to the high-symmetry points which can be classified as higher-order saddles whereas the solid lines correspond to extrema with vanishing Hessian. (d) Parameter space plot zoomed in around the intersection of the lines highlighted with the black dashed lines in (a), clarifying the different intersections of boundary lines. The parameter pair of interest is labeled with \star , with values $(t_2 = 0.45, \phi = 0.76\pi)$. (e) The 3D plot of the band structure at parameters labeled with \star in (d), supporting HOVHSs at both M and Γ points. (f) Band diagram of the same bands to showcase the exceptional flatness of band 1, with an approximate bandwidth of $0.08 t_1$. The first BZ is shown in the diagram as well.

stronger power-law divergence with exponent $\nu = 1/2$, i.e. $\rho(\epsilon) \propto |\epsilon - \epsilon_\Gamma|^{-1/2}$. Additionally, we notice one particular instance at $(t_2, \phi) = (1/3, \pi)$ for the first band where the coefficient α vanishes resulting in a low-energy dispersion of the form (up to $\mathcal{O}(p^6)$)

$$\epsilon_{\Gamma+p} - \epsilon_\Gamma \approx \frac{p_x^6}{1152} - \frac{p_x^4 p_y^2}{192} + \frac{p_x^2 p_y^4}{128} = \frac{p^6}{1152} \cos^2(3\theta), \quad (5)$$

where $\epsilon_\Gamma = -\frac{8}{3}$, and the corresponding DOS diverges around Γ as $\rho(\epsilon) \sim |\epsilon - \epsilon_\Gamma|^{-2/3}$. We note that both expressions Eqs. (4) and (5) obey inversion and \mathcal{C}_3 rotation symmetries.

C. Critical points at M_i

The emergence of HOVHS at M_i points occurs under two conditions: when either one or both of the eigenvalues of the Hessian \mathbb{H}_{n, M_i} vanish. Given the model has \mathcal{C}_3 symmetry, the following discussion applies to all the M_i points, and hence we drop the subscript i for the M_i points. When one eigenvalue vanishes, the second-order curvature of the dispersion vanishes along either the k_x or k_y direction, resulting in a locally flat band

structure in that direction, as shown in Fig. 3 (b). The corresponding low-energy dispersion takes the form,

$$\epsilon_{M+p} - \epsilon_M = \begin{cases} \alpha p_x^2 + \beta p_x^4 + \gamma p_x^2 p_y^2 + \delta p_y^4 + \dots, & \partial_{k_y}^2 \epsilon_{n, M} = 0 \\ \alpha p_y^2 + \beta p_x^4 + \gamma p_x^2 p_y^2 + \delta p_x^4 + \dots, & \partial_{k_x}^2 \epsilon_{n, M} = 0 \end{cases}, \quad (6)$$

with all coefficients being real, where the DOS diverges around M as $\rho(\epsilon) \sim |\epsilon - \epsilon_M|^{-1/4}$. On the other hand, when both eigenvalues vanish, the α coefficient vanishes, leading to a fourth-order dispersion in momentum, where the DOS obeys a power-law divergence with exponent $\nu = 1/2$, similar to the case of the Γ point.

D. HOVHS Phase Diagrams

We numerically calculate the Hessian for the band dispersions corresponding to the Hamiltonian in Eq. (2) around the high-symmetry points $\pm K$, Γ , and M . Our analysis reveals a range of (t_2, ϕ) values, shown in Fig. 4 (a)-(c), for which all three bands support HOVHS at one or more of these high-symmetry points. The critical points marked by the HOVHS lines in Fig. 4 (a)-(c)

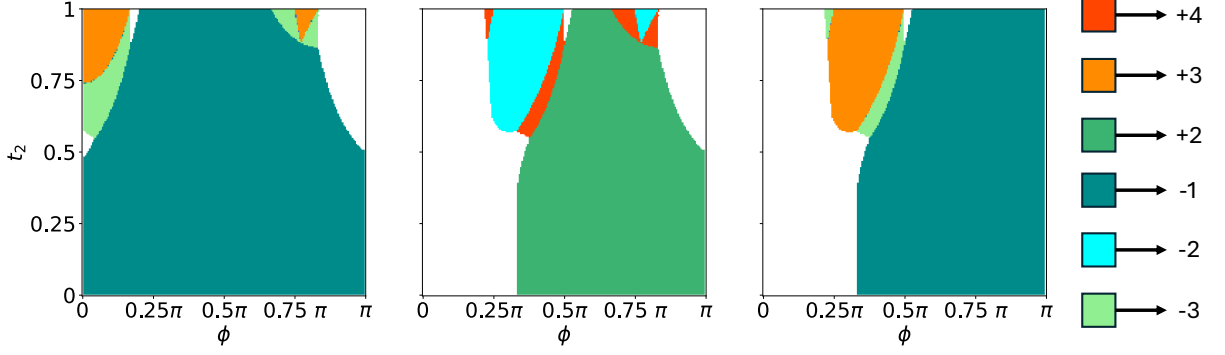


Figure 5. Phase diagrams for band 1 (left), band 2 (middle), and band 3 (right), showing the Chern numbers in the t_2 - ϕ parameter space. White regions indicate non-positive indirect energy gaps where the Chern number is not well-defined. Only $[0, \pi]$ is shown on the ϕ axis, since for any Chern number C at (t_2, ϕ) , as ϕ goes to $-\phi$, the Chern number flips sign. As seen in certain regions of the parameter space, band 2 can support Chern number as high as ± 4 .

all correspond to a vanishing Hessian. Dashed lines indicate higher-order saddle points, while solid lines denote higher-order extrema. Notice that the higher-order critical point at Γ is invariably an extremum, whereas those at $\pm K$ are consistently higher-order saddles. Additionally, we find that the Hessian is invariant under the transformation $\phi \rightarrow -\phi$. As a result, we display the HOVHS lines for only $0 \leq \phi \leq \pi$.

In particular, we notice a region in Fig. 4 (a) where numerous line intersections occur, for the first band. That region is zoomed in and shown in Fig. 4 (d). Coincidentally, the band width in that region also achieves a minimum as low as $\approx 0.08 t_1$. Selecting a parameter pair of $(t_2 = 0.45, \phi = 0.76\pi)$, which is marked with $*$ in Fig. 4 (d), we obtain a band 1 giving rise to HOVHSs both at Γ and M points. The 3D plot of the band structure is showcased in Fig. 4 (e), and the 1D band structure of the system is demonstrated in Fig. 4 (f), exhibiting the extreme flatness of the lowest band. The particular region shown in Fig. 4 (d) can be a promising territory to observe strongly correlated phenomena in the system.

We now discuss an analytic approach underlying the phase diagrams shown in Fig. 4 (a)-(c). In particular, we perturbatively determine the quadratic form near each high-symmetry point. For concreteness, we focus on the Γ point, where non-degenerate perturbation theory holds, except when degeneracies occur between bands 2 and 3 at $\phi = 0, \pi$. Expanding the Hamiltonian about Γ , we get

$$\hat{H}(\Gamma + \mathbf{p}) = \hat{H}(\Gamma) + \hat{H}(\mathbf{p}), \quad (7)$$

$$\hat{H}(\mathbf{p}) = \begin{pmatrix} 0 & \zeta_{12}(\mathbf{p}) & \zeta_{13}(\mathbf{p}) \\ \zeta_{12}^*(\mathbf{p}) & 0 & \zeta_{23}(\mathbf{p}) \\ \zeta_{13}^*(\mathbf{p}) & \zeta_{23}^*(\mathbf{p}) & 0 \end{pmatrix}, \quad (8)$$

where, up to second order in momentum, $\zeta_{12} = t_1(\mathbf{p} \cdot \mathbf{a}_2)^2 + t_2 e^{i\phi}(\mathbf{p} \cdot \mathbf{b}_2)^2$, $\zeta_{13} = t_1(\mathbf{p} \cdot \mathbf{a}_3)^2 + t_2 e^{-i\phi}(\mathbf{p} \cdot \mathbf{b}_3)^2$, $\zeta_{23} = t_1(\mathbf{p} \cdot \mathbf{a}_1)^2 + t_2 e^{i\phi}(\mathbf{p} \cdot \mathbf{b}_1)^2$. The eigenstates of $\hat{H}(\Gamma)$ can be expressed as, $\Psi_{1\Gamma}^{(0)} = \frac{1}{\sqrt{3}}(1, 1, 1)$,

$\Psi_{2\Gamma}^{(0)} = \left(\frac{1}{6}(-\sqrt{3} - 3i), \frac{1}{6}(-\sqrt{3} + 3i), \frac{1}{\sqrt{3}} \right)$, and $\Psi_{3\Gamma}^{(0)} = \left(\frac{1}{6}(-\sqrt{3} + 3i), \frac{1}{6}(-\sqrt{3} - 3i), \frac{1}{\sqrt{3}} \right)$. The dispersion, to leading quadratic order, follows from

$$\epsilon_{n,\Gamma+p} = \epsilon_{n,\Gamma}^{(0)} + \Psi_{n,\Gamma}^{(0)*} \hat{H}(\mathbf{p}) \Psi_{n,\Gamma}^{(0)}. \quad (9)$$

and, hence, the Hessian $\mathbb{H}_{n,\Gamma}(t_2, \phi)$ of each band:

$$\begin{aligned} \mathbb{H}_{1,\Gamma} &= \left[\frac{3}{4}(t_1 + 3t_2 \cos(\phi)) \right]^2, \\ \mathbb{H}_{2,\Gamma} &= \left[-\frac{1}{8}t_1(1 + 3t_2 \cos(\phi) - 3\sqrt{3}t_2 \sin(\phi)) \right]^2, \\ \mathbb{H}_{3,\Gamma} &= \left[-\frac{1}{8}t_1(1 + 3t_2 \cos(\phi) + 3\sqrt{3}t_2 \sin(\phi)) \right]^2. \end{aligned} \quad (10)$$

Setting $\mathbb{H}_{n,\Gamma} = 0$, results in the HOVHS contours at Γ shown in Fig. 4 (orange lines),

$$\begin{aligned} \tau_{1,\Gamma}(\phi) &= -\frac{\sec(\phi)}{3}, \\ \tau_{2,\Gamma}(\phi) &= -\frac{1}{3(\cos(\phi) - \sqrt{3}\sin(\phi))}, \\ \tau_{3,\Gamma}(\phi) &= -\frac{1}{3(\cos(\phi) + \sqrt{3}\sin(\phi))}. \end{aligned} \quad (11)$$

The other high-symmetry points can be dealt with similarly. In particular, the analysis of degenerate perturbation theory for Γ at $\phi = \pi$, as well as the Hessian expressions for M and K points are provided in Appendix. A.

III. BAND TOPOLOGY

The NNN hopping breaks time-reversal symmetry and leads to the possibility of energy-isolated topological bands characterized by a non-zero Chern number. To

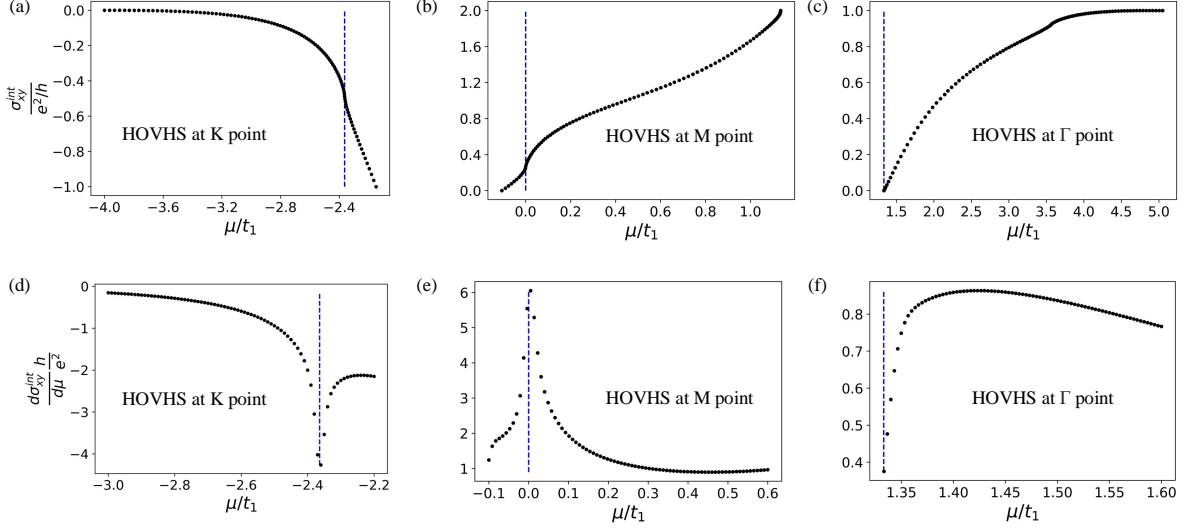


Figure 6. (a-c) Intrinsic anomalous Hall conductivity $\sigma_{xy}^{\text{int}}(\mu; 0)$ and (d-f) the corresponding differential anomalous Hall conductivity $\frac{d\sigma_{xy}^{\text{int}}(\mu; 0)}{d\mu}$ at zero temperature, plotted as a function of the Fermi energy μ in units of t_1 for the Chern bands supporting HOVHS at $(t_2, \phi) = (0.39, \pi/2)$ for band 1 (left), $(t_2, \phi) = (0.26, \pi/2)$ for band 2 (middle) and $(t_2, \phi) = (0.80, -0.9\pi)$ for band 3 (right). The high-symmetry point where the HOVHS is located is mentioned in each plot. The differential anomalous Hall response, like the corresponding DOS, exhibits a power-law divergence around μ^* (marked by the blue dashed line) with exponents 1/3, 1/4 and 1/2 for K, M and Γ point respectively.

investigate that, we numerically compute [56] the Chern number of the three bands in the $t_2 - \phi$ parameter space.

The Chern number diagrams are presented in Fig. 5. We restrict our analysis to $0 \leq t_2 \leq 1$ where the magnitude of the second neighbor hopping is less than the NN hopping t_1 . Furthermore, the parameter ϕ is restricted from $[0, \pi]$, since for any Chern number C at (t_2, ϕ) , as ϕ goes to $-\phi$, the Chern number flips sign. The white regions describe bands that are not separated by a direct gap. The colored regions represent isolated bands with non-zero Chern numbers. In this parameter regime, we observe a rich landscape of gapped topological bands, some of which support relatively large Chern numbers.

By combining the phase diagrams shown in Fig. 4 and Fig. 5, we uncover a comprehensive understanding of how the NNN hopping leads to the onset of topological bands supporting HOVHS at the high-symmetry points, characterized by power-law diverging DOS $\rho(\epsilon) \sim |\epsilon - \epsilon_0|^{-\nu}$, with exponents $\nu = 1/2, 1/4, 1/3$, which is one of the main results of our analysis.

This structure of HOVHS can be accessed upon changing the Fermi energy in each of the bands, which also changes the anomalous Hall response owing to the presence of a finite Berry curvature in the bands. Importantly, the zero temperature differential anomalous Hall response displays a strong divergence whenever the Fermi level crosses a Van Hove singularity, due to

the large change in the number of electronic states in a small energy window. At zero-temperature, this response, $\frac{d\sigma_{xy}^{\text{int}}(\mu; T=0)}{d\mu}$, near VHSs can be expressed in terms of the density of states $\rho(\mu)$ as [19]

$$\frac{d\sigma_{xy}^{\text{int}}(\mu; T=0)}{d\mu} = \frac{e^2}{2\pi h} \langle \Omega \rangle_{FS} \rho(\mu), \quad (12)$$

where $\sigma_{xy}^{\text{int}}(\mu; T=0) = \frac{e^2}{h} \frac{1}{2\pi} \int d^2k \Omega(\mathbf{k}) \Theta(\mu - \epsilon(\mathbf{k}))$ is the anomalous Hall conductivity at zero-temperature, defined in terms of the Berry curvature $\Omega(\mathbf{k})$, and $\langle \Omega \rangle_{FS}$ defines the average of the Berry curvature on the Fermi surface.

In Fig. 6, we plot $\sigma_{xy}^{\text{int}}(\mu; 0)$ as well as $\frac{d\sigma_{xy}^{\text{int}}(\mu; 0)}{d\mu}$ as a function of the Fermi energy μ for three different cases where a Chern band supports HOVHS at either of the three high-symmetry points. Notice that in all the three cases, the inverse of the slope of the anomalous Hall response $\sigma_{xy}^{\text{int}}(\mu; 0)$ vanishes as $\mu \rightarrow \mu^*$ where μ^* is the energy corresponding to the HOVHS, shown in Figs. 6 (a)-(c). As a result, the $\frac{d\sigma_{xy}^{\text{int}}(\mu; 0)}{d\mu}$ plots show a divergence as $\mu \rightarrow \mu^*$, displayed in Figs. 6 (d)-(f).

We numerically confirm that the differential anomalous Hall responses exhibit power-law divergences with

the same exponent as the corresponding DOS, and note that the distinctly sharp peaks become progressively broadened as temperature increases.

IV. SUBLATTICE INTERFERENCE

A remarkable feature of Kagome systems is that Bloch states of the second band corresponding to each M_i point in the Brillouin zone are maximally localized on one of the three sublattices A, B and C. Notably, this form of sublattice interference (SI) [31, 39, 40] is persistent even with long-range real hopping terms extending up to the third nearest neighbor [40]. However, SI in kagome systems supporting topological bands is yet to be explored. In this section, we investigate the rich interplay between SI and HOVHS promoted by the complex hopping.

First, we establish that the SI *persists on band 2 throughout the t_2 - ϕ parameter space*. For instance, consider the high-symmetry point $M_1 = (\pi, \frac{\pi}{\sqrt{3}})$. Working out the dot product of M_1 with the lattice vectors a_i and b_i , $M_1 \cdot a_1 = \pi/2$, $M_1 \cdot a_2 = \pi/2$, $M_1 \cdot a_3 = 0$, $M_1 \cdot b_1 = \pi/2$, $M_1 \cdot b_2 = \pi/2$ and $M_1 \cdot b_3 = -\pi$, yields the Hamiltonian $\hat{H}(M_1)$

$$\hat{H}(M_1) = -2t_1 \begin{pmatrix} 0 & 0 & 1 \\ 0 & 0 & 0 \\ 1 & 0 & 0 \end{pmatrix} - 2t_2 \begin{pmatrix} 0 & 0 & -e^{i\phi} \\ 0 & 0 & 0 \\ -e^{-i\phi} & 0 & 0 \end{pmatrix}, \quad (13)$$

supporting the energy values, $\epsilon_{1,3} = \pm 2\sqrt{(t_1 - t_2 e^{-i\phi})(t_1 - t_2 e^{i\phi})}$ and $\epsilon_2 = 0$, where $\epsilon_1 \leq \epsilon_2 \leq \epsilon_3$. The corresponding eigenstates are denoted as $\Psi_{n,\mathbf{k}} = u_{\lambda,\mathbf{k}} c_{\mathbf{k}}$, where $u_{\lambda,\mathbf{k}}$ is a unitary transformation with $\lambda = A, B, C$. Notably, the $\epsilon = 0$ case corresponds to the second band with eigenvector $\Psi_{2,M_1} = (0\ 1\ 0)^T$, localized on the B sublattice.

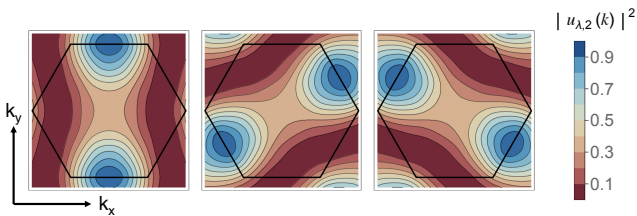


Figure 7. Contour plot of the sublattice weights for the second band corresponding to the sites A (left), B (middle), and C (right) of the kagome lattice at $(t_2 \phi) = (0.258, \pi/2)$, demonstrating that each M_i point on band 2 corresponds to one of the three sites of the kagome lattice. In this example, the band carries a Chern number of +2 while supporting HOVHS at the M points. Here, the black lines denote the first Brillouin zone boundaries.

Similarly, for the other two high-symmetry points M_2 and M_3 , the eigenvalues of the corresponding Hamiltonian yield the eigenvalues $\epsilon_1 \leq \epsilon_2 = 0 \leq \epsilon_3$, where

the $\epsilon = 0$ case again corresponds to the second band. Additionally, the eigenvectors corresponding to M_2 and M_3 can be obtained as $\Psi_{2,M_2} = (0\ 0\ 1)^T$ and $\Psi_{2,M_3} = (1\ 0\ 0)^T$, respectively. Owing to C_3 rotation symmetry, the eigenvectors of the second band at M_2 and M_3 , $\Psi_{2,M_2} = (0\ 0\ 1)^T$ and $\Psi_{2,M_3} = (1\ 0\ 0)^T$, are maximally localized on the C and A sublattices, respectively. Fig. 7 shows the strong sublattice localization at each of M_i on the second band.

SI plays an important role in constraining the interactions between electronic states located near M_i when the Fermi level crosses a Van Hove singularity. Earlier works have explored this regime for logarithmic VHS in kagome lattice [31, 39, 40]. The presence of the complex hopping on this kagome lattice, remarkably, uncovers a new regime where the second band supports HOVHS on the M_i , displayed in the green contours of Fig. 4. Furthermore, these band support higher Chern numbers, $C = \pm 2, \pm 4$ (middle panel of Fig. 5), generalizing the SI in time-reversal broken Chern bands beyond the Chern number $C = \pm 1$ band on the honeycomb lattice [17]. The identification of topological bands showing SI and HOVHS is a promising platform to explore electronic correlations.

V. DISCUSSION

Motivated by recent interest in band structures supporting higher-order Van Hove singularities, we have investigated a kagome system characterized by NN and NNN hopping, which, respectively, preserve and break time-reversal symmetry (Fig. 1). The latter, similarly, to a chiral hopping on the Haldane lattice, leads to the formation of topological bands supporting Chern numbers $C = \pm 1, \pm 2, \pm 3, \pm 4$, as depicted in Fig. 5.

More notably, we have performed a comprehensive analytical and numerical analysis of the band dispersions near the six high-symmetry points Γ , $\pm K$ and M_i ($i = 1, 2, 3$), which uncovered a complex and diverse domain of HOVHS controlled by the magnitude and phase of the NNN hopping (Figs. 2, 3, and 4). As such, our analysis unveils Chern bands with strong power law divergence in the DOS, $\rho(\epsilon) \sim |\epsilon|^{-\nu}$ characterized by the exponents $\nu = 1/2, 1/3, 1/4$. Such strong singularities in the density of states can imprint characteristic features in the low-temperature intrinsic anomalous Hall response when the Fermi level crosses the HOVHS (Fig. 6).

We have explored distinct features of the kagome system worth mentioning. First, while it takes a critical value of the NNN hopping strength for HOVHS to emerge in bands 1 and 2, HOVHS can emerge at the $\pm K$ and M_i out of the third (flat) band for infinitesimal strength of the NNN, as shown in Fig. 4. Furthermore, the NNN hopping provides a mechanism for the realization of high Chern number bands manifesting a sublattice interference whereupon electronic states of the sec-

ond band are maximally localized on the A, B, and C sublattices as the momentum approaches M_3 , M_1 and M_2 , respectively (Fig. 7).

The classification of HOVHS in kagome systems opens promising directions for future investigation. In particular, the interplay between band topology and large density of states provides a guiding principle to exploring correlation effects in kagome lattices, which could serve as a mechanism to realize unconventional electronic orders such as chiral topological superconductivity and fractional topological states.

ACKNOWLEDGMENTS

We thank Tianhong Lu for very useful discussions. This work is supported by Department of Energy, Basic Energy Science, under Award DE-SC0023327. L. P. acknowledges funding from the Women in Natural Science Fellowship of Emory University.

Appendix A: Analytical Expressions of the HOVHS lines

On the line $\phi = \pi$ in the t_2 - ϕ parameter space, bands 2 and 3 are touching at Γ point, and thus need the de-

generate perturbation theory (PT) treatment. We can set up the matrix

$$V = \begin{pmatrix} V_{22} & V_{23} \\ V_{23}^* & V_{33} \end{pmatrix}, \quad (\text{A1})$$

where $V_{ij} = \Psi_{i,\Gamma}^{(0)*} \hat{\mathcal{H}}(\mathbf{p}) \Psi_{j,\Gamma}^{(0)}$. After diagonalization, we use the two eigenvalues, $3t_2/4$ and $-1/4$, in replacement of $\Psi_{n,\Gamma}^{(0)*} \hat{\mathcal{H}}(\mathbf{p}) \Psi_{n,\Gamma}^{(0)}$ for the energy shift in Eq. (9).

Given that the perturbation matrices for M and K have both linear and quadratic dependence on \mathbf{p} , we use second-order perturbation theory, with the energy shift defined as the following:

$$\epsilon_{n,k+p} - \epsilon_{n,k}^{(0)} = \hat{\mathcal{H}}_{nn}(\mathbf{p}) + \sum_{m \neq n} \frac{|\hat{\mathcal{H}}_{nm}(\mathbf{p})|^2}{\epsilon_{n,k}^{(0)} - \epsilon_{m,k}^{(0)}}, \quad (\text{A2})$$

where k can be K or M , and $\hat{\mathcal{H}}_{nm} \equiv \Psi_{n,k}^{(0)*} \hat{\mathcal{H}}(\mathbf{p}) \Psi_{m,k}^{(0)}$. With Eq. A2, we derived the expressions for Hessian at M and $\pm K$ points:

$$\begin{aligned} \mathbb{H}_{1,M}(t_2, \phi) &= \frac{1}{64\gamma^6} \\ &3 \left(\gamma - 9t_2^4 - 9\gamma t_2^3 \cos(3\phi) + (15\gamma - 4)t_2^2 \cos(2\phi) + t_2 \left(-7\gamma + 22t_2^2 + 2 \right) \cos(\phi) - 12t_2^2 + 1 \right) \\ &\left(-\gamma + t_2^4 + t_2 \left(-(\gamma + 6t_2^2 + 2) \cos(\phi) + \gamma t_2 (t_2 \cos(3\phi) + \cos(2\phi)) + 8t_2 \cos^2(\phi) \right) - 1 \right) \end{aligned} \quad (\text{A3})$$

$$\begin{aligned} \mathbb{H}_{2,M}(t_2, \phi) &= \frac{1}{16\gamma^4} \\ &\left(9t_2^3 \cos(3\phi) - 15t_2^2 \cos(2\phi) + 7t_2 \cos(\phi) - 1 \right) \left(-3t_2^2 (t_2 \cos(3\phi) + \cos(2\phi)) + 3t_2 \cos(\phi) + 3 \right) \end{aligned} \quad (\text{A4})$$

$$\begin{aligned} \mathbb{H}_{3,M}(t_2, \phi) &= \frac{1}{64\gamma^6} \\ &\left(9t_2^4 + \gamma \left(1 - 9t_2^3 \cos(3\phi) \right) + (15\gamma + 4)t_2^2 \cos(2\phi) - t_2 \left(7\gamma + 22t_2^2 + 2 \right) \cos(\phi) + 12t_2^2 - 1 \right) \\ &\left(3t_2 \left(\left(-\gamma + 6t_2^2 + 2 \right) \cos(\phi) + \gamma t_2 (t_2 \cos(3\phi) + \cos(2\phi)) - 8t_2 \cos^2(\phi) \right) - 3 \left(\gamma + t_2^4 - 1 \right) \right) \end{aligned} \quad (\text{A5})$$

$$\begin{aligned} \mathbb{H}_{1,\pm K}(t_2, \phi) &= \frac{1}{16t_2 \left(-6t_2 \cot(\phi) + 2\sqrt{3}t_2 + 3 \csc(\phi) \right)} \csc(\phi) \\ &\left(36t_2^3 - 24t_2^2 \cos(\phi) + \sqrt{3} \left(4t_2^2 \sin(\phi) (5 - 12t_2 \cos(\phi)) + 6t_2 \cot(\phi) - 3 \csc(\phi) \right) - 6t_2 \right) \end{aligned} \quad (\text{A6})$$

$$\begin{aligned} \mathbb{H}_{2,\pm K}(t_2, \phi) &= \frac{1}{16t_2 \left(6t_2 \cot(\phi) + 2\sqrt{3}t_2 - 3 \csc(\phi) \right)} \csc(\phi) \\ &\left(-36t_2^3 + 24t_2^2 \cos(\phi) + \sqrt{3} \left(4t_2^2 \sin(\phi) (5 - 12t_2 \cos(\phi)) + 6t_2 \cot(\phi) - 3 \csc(\phi) \right) + 6t_2 \right) \end{aligned} \quad (\text{A7})$$

$$\mathbb{H}_{3,\pm\mathbf{K}}(t_2, \phi) = \frac{1}{8} \left(\frac{3 - 6t_2 \cos(\phi)}{8t_2^2 \cos(2\phi) + 4t_2^2 - 12t_2 \cos(\phi) + 3} + 6t_2 \cos(\phi) - 1 \right), \quad (\text{A8})$$

where $\gamma = \sqrt{t_2^2 - 2t_2 \cos(\phi) + 1}$. At specific (t_2, ϕ) values in the parameter space, the $\pm\mathbf{K}$ points on either pair of neighboring bands will touch. Due to the no-level crossing theorem under the PT framework, we want to emphasize the $\mathbb{H}_{n,\mathbf{K}}$ expressions are only valid in some regions of the parameter space. The band-crossing happens at a set of (t_2, ϕ) values, related by the function

$t_2 = \frac{3}{2(\sqrt{3} \sin(\phi) + 3 \cos(\phi))}$. Starting from the NN kagome model, i.e. $(t_2, \phi) = (0, 0)$, once the critical (t_2, ϕ) line is crossed, the Hessian expressions for $\pm\mathbf{K}$, as given in Eqs.(A6)-(A8), become mixed and do not correspond to the correct band index n . However, we wish to point out that upon plotting the roots of all three $\mathbb{H}_{n,\pm\mathbf{K}}$ expressions, we do obtain the complete set of HOVHS lines for the $\pm\mathbf{K}$ points in the parameter space.

-
- [1] L. Van Hove, The occurrence of singularities in the elastic frequency distribution of a crystal, *Phys. Rev.* **89**, 1189 (1953).
- [2] A. Abrikosov, J. Campuzano, and K. Gofron, Experimentally observed extended saddle point singularity in the energy spectrum of $\text{YBa}_2\text{Cu}_3\text{O}_{6.9}$ and $\text{YBa}_2\text{Cu}_4\text{O}_8$ and some of the consequences, *Physica C: Superconductivity* **214**, 73 (1993).
- [3] K. Gofron, J. Campuzano, A. Abrikosov, M. Lindroos, A. Bansil, H. Ding, D. Koelling, and B. Dabrowski, Observation of an “extended” Van Hove singularity in $\text{YBa}_2\text{Cu}_4\text{O}_8$ by ultrahigh energy resolution angle-resolved photoemission, *Physical review letters* **73**, 3302 (1994).
- [4] A. Shtyk, G. Goldstein, and C. Chamon, Electrons at the monkey saddle: A multicritical Lifshitz point, *Physical Review B* **95**, 035137 (2017).
- [5] T. Wang, N. F. Q. Yuan, and L. Fu, Moiré surface states and enhanced superconductivity in topological insulators, *Phys. Rev. X* **11**, 021024 (2021).
- [6] Y. Sherkunov and J. J. Betouras, Electronic phases in twisted bilayer graphene at magic angles as a result of Van Hove singularities and interactions, *Physical Review B* **98**, 205151 (2018).
- [7] N. F. Yuan, H. Isobe, and L. Fu, Magic of high-order Van Hove singularity, *Nature communications* **10**, 5769 (2019).
- [8] D. V. Efremov, A. Shtyk, A. W. Rost, C. Chamon, A. P. Mackenzie, and J. J. Betouras, Multicritical Fermi surface topological transitions, *Physical Review Letters* **123**, 207202 (2019).
- [9] A. Kerelsky, L. J. McGilly, D. M. Kennes, L. Xian, M. Yankowitz, S. Chen, K. Watanabe, T. Taniguchi, J. Hone, C. Dean, *et al.*, Maximized electron interactions at the magic angle in twisted bilayer graphene, *Nature* **572**, 95 (2019).
- [10] Y.-P. Lin and R. M. Nandkishore, Parquet renormalization group analysis of weak-coupling instabilities with multiple high-order Van Hove points inside the Brillouin zone, *Physical Review B* **102**, 245122 (2020).
- [11] L. Classen, A. V. Chubukov, C. Honerkamp, and M. M. Scherer, Competing orders at higher-order Van Hove points, *Physical Review B* **102**, 125141 (2020).
- [12] Y.-T. Hsu, F. Wu, and S. Das Sarma, Spin-valley locked instabilities in moiré transition metal dichalcogenides with conventional and higher-order Van Hove singularities, *Physical Review B* **104**, 195134 (2021).
- [13] Z. Bi and L. Fu, Excitonic density wave and spin-valley superfluid in bilayer transition metal dichalcogenide, *Nature communications* **12**, 642 (2021).
- [14] M. Kang, S. Fang, J.-K. Kim, B. R. Ortiz, S. H. Ryu, J. Kim, J. Yoo, G. Sangiovanni, D. Di Sante, B.-G. Park, *et al.*, Twofold Van Hove singularity and origin of charge order in topological kagome superconductor CsV_3Sb_5 , *Nature Physics* **18**, 301 (2022).
- [15] Y. Hu, X. Wu, B. R. Ortiz, S. Ju, X. Han, J. Ma, N. C. Plumb, M. Radovic, R. Thomale, S. D. Wilson, *et al.*, Rich nature of Van Hove singularities in kagome superconductor CsV_3Sb_5 , *Nature Communications* **13**, 2220 (2022).
- [16] Y.-M. Wu, Z. Wu, and H. Yao, Pair-density-wave and chiral superconductivity in twisted bilayer transition metal dichalcogenides, *Physical Review Letters* **130**, 126001 (2023).
- [17] P. Castro, D. Shaffer, Y.-M. Wu, and L. H. Santos, Emergence of the Chern supermetal and pair-density wave through higher-order Van Hove singularities in the Haldane-Hubbard model, *Physical Review Letters* **131**, 026601 (2023).
- [18] Ö. M. Aksoy, A. Chandrasekaran, A. Tiwari, T. Neupert, C. Chamon, and C. Mudry, Single monkey-saddle singularity of a Fermi surface and its instabilities, *Physical Review B* **107**, 205129 (2023).
- [19] L. Pullasserri and L. H. Santos, Chern bands with higher-order Van Hove singularities on topological moiré surface states, *Physical Review B* **110**, 115125 (2024).
- [20] J.-X. Yin, B. Lian, and M. Z. Hasan, Topological kagome magnets and superconductors, *Nature* **612**, 647 (2022).
- [21] L. Balents, Spin liquids in frustrated magnets, *Nature* **464**, 199 (2010).
- [22] M. Kang, L. Ye, S. Fang, J.-S. You, A. Levitan, M. Han, J. I. Facio, C. Jozwiak, A. Bostwick, E. Rotenberg, *et al.*, Dirac fermions and flat bands in the ideal kagome metal FeSn , *Nature materials* **19**, 163 (2020).
- [23] D. Green, L. Santos, and C. Chamon, Isolated flat bands and spin-1 conical bands in two-dimensional lattices, *Physical Review B—Condensed Matter and Materials Physics* **82**, 075104 (2010).
- [24] K. Ohgushi, S. Murakami, and N. Nagaosa, Spin anisotropy and quantum Hall effect in the kagomé lattice: Chiral spin state based on a ferromagnet, *Physical Review B* **62**, R6065 (2000).

- [25] D. L. Bergman, C. Wu, and L. Balents, Band touching from real-space topology in frustrated hopping models, *Physical Review B—Condensed Matter and Materials Physics* **78**, 125104 (2008).
- [26] Y. Xiao, V. Pelletier, P. M. Chaikin, and D. A. Huse, Landau levels in the case of two degenerate coupled bands: Kagomé lattice tight-binding spectrum, *Physical Review B* **67**, 104505 (2003).
- [27] C. Wu, D. Bergman, L. Balents, and S. Das Sarma, Flat bands and Wigner crystallization in the honeycomb optical lattice, *Physical review letters* **99**, 070401 (2007).
- [28] L. Ye, M. Kang, J. Liu, F. Von Cube, C. R. Wicker, T. Suzuki, C. Jozwiak, A. Bostwick, E. Rotenberg, D. C. Bell, *et al.*, Massive Dirac fermions in a ferromagnetic kagome metal, *Nature* **555**, 638 (2018).
- [29] J. Wen, A. Rüegg, C.-C. J. Wang, and G. A. Fiete, Interaction-driven topological insulators on the kagome and the decorated honeycomb lattices, *Physical Review B—Condensed Matter and Materials Physics* **82**, 075125 (2010).
- [30] W.-S. Wang, Z.-Z. Li, Y.-Y. Xiang, and Q.-H. Wang, Competing electronic orders on kagome lattices at Van Hove filling, *Physical Review B—Condensed Matter and Materials Physics* **87**, 115135 (2013).
- [31] M. L. Kiesel, C. Platt, and R. Thomale, Unconventional Fermi surface instabilities in the kagome Hubbard model, *Physical review letters* **110**, 126405 (2013).
- [32] Y.-P. Lin and R. M. Nandkishore, Complex charge density waves at Van Hove singularity on hexagonal lattices: Haldane-model phase diagram and potential realization in the kagome metals AV_3Sb_5 ($A = K, Rb, Cs$), *Physical Review B* **104**, 045122 (2021).
- [33] F. D. M. Haldane, Model for a quantum Hall effect without Landau levels: Condensed-matter realization of the “parity anomaly”, *Phys. Rev. Lett.* **61**, 2015 (1988).
- [34] T. Neupert, L. Santos, C. Chamon, and C. Mudry, Fractional quantum Hall states at zero magnetic field, *Phys. Rev. Lett.* **106**, 236804 (2011).
- [35] D. N. Sheng, Z.-C. Gu, K. Sun, and L. Sheng, Fractional quantum Hall effect in the absence of Landau levels, *Nature Communications* **2**, 389 EP (2011).
- [36] E. Tang, J.-W. Mei, and X.-G. Wen, High-temperature fractional quantum Hall states, *Phys. Rev. Lett.* **106**, 236802 (2011).
- [37] K. Sun, Z. Gu, H. Katsura, and S. Das Sarma, Nearly flatbands with nontrivial topology, *Phys. Rev. Lett.* **106**, 236803 (2011).
- [38] N. Regnault and B. A. Bernevig, Fractional Chern insulator, *Phys. Rev. X* **1**, 021014 (2011).
- [39] M. L. Kiesel and R. Thomale, Sublattice interference in the kagome Hubbard model, *Physical Review B* **86**, 121105 (2012).
- [40] Y.-M. Wu, R. Thomale, and S. Raghu, Sublattice interference promotes pair density wave order in kagome metals, *Physical Review B* **108**, L081117 (2023).
- [41] T. Schwemmer, H. Hohmann, M. Dürrnagel, J. Potten, J. Beyer, S. Rachel, Y.-M. Wu, S. Raghu, T. Müller, W. Hanke, and R. Thomale, Pair density wave instability in the kagome Hubbard model (2023), arXiv:2302.08517 [cond-mat.str-el].
- [42] G.-B. Jo, J. Guzman, C. K. Thomas, P. Hosur, A. Vishwanath, and D. M. Stamper-Kurn, Ultracold atoms in a tunable optical kagome lattice, *Phys. Rev. Lett.* **108**, 045305 (2012).
- [43] G. Jotzu, M. Messer, R. Desbuquois, M. Lebrat, T. Uehlinger, D. Greif, and T. Esslinger, Experimental realization of the topological Haldane model with ultracold fermions, *Nature* **515**, 237 (2014).
- [44] X. Wu, T. Schwemmer, T. Müller, A. Consiglio, G. Sangiovanni, D. Di Sante, Y. Iqbal, W. Hanke, A. P. Schnyder, M. M. Denner, *et al.*, Nature of unconventional pairing in the kagome superconductors AV_3Sb_5 ($A = K, Rb, Cs$), *Physical review letters* **127**, 177001 (2021).
- [45] Y.-X. Jiang, J.-X. Yin, M. M. Denner, N. Shumiya, B. R. Ortiz, G. Xu, Z. Guguchia, J. He, M. S. Hossain, X. Liu, *et al.*, Unconventional chiral charge order in kagome superconductor KV_3Sb_5 , *Nature materials* **20**, 1353 (2021).
- [46] M. Kang, S. Fang, J. Yoo, B. R. Ortiz, Y. M. Oey, J. Choi, S. H. Ryu, J. Kim, C. Jozwiak, A. Bostwick, *et al.*, Charge order landscape and competition with superconductivity in kagome metals, *Nature Materials* **22**, 186 (2023).
- [47] Z. Liang, X. Hou, F. Zhang, W. Ma, P. Wu, Z. Zhang, F. Yu, J.-J. Ying, K. Jiang, L. Shan, *et al.*, Three-dimensional charge density wave and surface-dependent vortex-core states in a kagome superconductor CsV_3Sb_5 , *Physical Review X* **11**, 031026 (2021).
- [48] Y. Wang, S. Yang, P. K. Sivakumar, B. R. Ortiz, S. M. Teicher, H. Wu, A. K. Srivastava, C. Garg, D. Liu, S. S. Parkin, *et al.*, Anisotropic proximity-induced superconductivity and edge supercurrent in kagome metal, $K_{1-x}V_3Sb_5$, arXiv preprint arXiv:2012.05898 (2020).
- [49] H. Li, H. Zhao, B. R. Ortiz, T. Park, M. Ye, L. Balents, Z. Wang, S. D. Wilson, and I. Zeljkovic, Rotation symmetry breaking in the normal state of a kagome superconductor KV_3Sb_5 , *Nature Physics* **18**, 265 (2022).
- [50] B. R. Ortiz, L. C. Gomes, J. R. Morey, M. Winiarski, M. Bordelon, J. S. Mangum, I. W. Oswald, J. A. Rodriguez-Rivera, J. R. Neilson, S. D. Wilson, *et al.*, New kagome prototype materials: discovery of KV_3Sb_5 , RbV_3Sb_5 , and CsV_3Sb_5 , *Physical Review Materials* **3**, 094407 (2019).
- [51] B. R. Ortiz, S. M. Teicher, Y. Hu, J. L. Zuo, P. M. Sarte, E. C. Schueller, A. M. Abeykoon, M. J. Krogstad, S. Rosenkranz, R. Osborn, *et al.*, CsV_3Sb_5 : A Z_2 topological kagome metal with a superconducting ground state, *Physical Review Letters* **125**, 247002 (2020).
- [52] K. Jiang, T. Wu, J.-X. Yin, Z. Wang, M. Z. Hasan, S. D. Wilson, X. Chen, and J. Hu, Kagome superconductors AV_3Sb_5 ($A = K, Rb, Cs$), *National Science Review* **10**, nwac199 (2023).
- [53] A. Chandrasekaran, A. Shtyk, J. J. Betouras, and C. Chamon, Catastrophe theory classification of Fermi surface topological transitions in two dimensions, *Phys. Rev. Res.* **2**, 013355 (2020).
- [54] T. Wang, N. F. Q. Yuan, and L. Fu, Moiré surface states and enhanced superconductivity in topological insulators, *Phys. Rev. X* **11**, 021024 (2021).
- [55] N. F. Q. Yuan and L. Fu, Classification of critical points in energy bands based on topology, scaling, and symmetry, *Phys. Rev. B* **101**, 125120 (2020).
- [56] T. Fukui, Y. Hatsugai, and H. Suzuki, Chern numbers in discretized Brillouin zone: efficient method of computing (spin) Hall conductances, *Journal of the Physical Society of Japan* **74**, 1674 (2005).