

# Big data searching using words

Santanu Acharjee<sup>1</sup> and Ripunjoy Choudhury<sup>2</sup>

<sup>1,2</sup>Department of Mathematics

Gauhati University

Guwahati-781014, Assam, India.

e-mails: <sup>1</sup>sacharjee326@gmail.com, <sup>2</sup>ripunjoy07@gmail.com

## Abstract

Big data analytics is one of the most promising areas of new research and development in computer science, enterprises, e-commerce, and defense. For many organizations, big data is regarded as one of their most important strategic assets. This explosive growth has made it necessary to develop effective techniques for examining and analyzing big data from a mathematical perspective. Among various methods of analyzing big data, topological data analysis (TDA) is now considered one of the useful tools. However, there is no fundamental concept related to topological structure in big data. In this paper, we introduce some fundamental ideas related to the neighborhood structure of words in data searching, which can be extended to form important topological structures of big data in the future. Additionally, we introduce big data primal in big data searching and discuss the application of neighborhood structures in detecting anomalies in data searching using the Jaccard similarity coefficient.

**Keywords:** Big data, neighborhood, search space, graph, anomaly.

**2020 AMS Classifications:** 68P05; 68P10; 94A16; 54A99.

## 1 Introduction

Since the last few decades of the past century, the world has seen significant advancements in the fields of industry and technology. The development of two new fields, computer science and information science, during this time period, has greatly aided in the rapid advancement of technology and business. New developments were initiated in the fields of data analytics and data gathering concurrently with these two expansions. Although analyzing and collecting data is one of the oldest methods used in data-based research areas, this strategy has traditionally relied on statistical methodologies to analyze data and draw relevant conclusions from the given facts. However, in the mid-1990s, all of the scenarios were altered owing to the development of the Internet and the World Wide Web. Computer science was used in conjunction with traditional manual methods to generate data from several sources. Data creation and data collection methods have improved faster than ever due to the development of the digital world. According to [1], global data production, capture, copying, and consumption were expected to rise quickly, with a projected total of 64.2 zettabytes in 2020. It is anticipated that, after five more years of growth, the amount of data created globally will surpass 180 zettabytes in 2025 [1]. The quantity of data generated and duplicated hit a record level in 2020 [1]. The COVID-19 pandemic's increased demand, which resulted in more individuals working and learning from home and using home entertainment alternatives more frequently, led the expansion to be more than anticipated [1]. On the other hand, big data analytics has started to gain the attention of the experts of quantum computing [2–4]. Thus, it can be easily found that big data analytics is a crucial area of research from almost all the domains of science and social science.

The term ‘Big Data’ was coined in the ’90s of the last century by Cox and Ellsworth [5] of NASA. In [5], they went further to write “*Visualization provides an interesting challenge for computer systems: data sets are generally quite large, taxing the capacities of main memory, local disk, and even remote disk. We call this the problem of big data.*” In [6], Chen and Zhang provided a comprehensive description of big data. They claimed that data sets that are challenging to collect, store, filter, exchange, analyze, and visualize without the use of current technology are referred to as big data. Thus, big data refers to the complex dataset, and ‘Big Data Analytics’ is the discipline that deals with the extensive processing and analysis of data available from big data. Recently, big data analytics is one of the areas that has opened many scopes to the researchers of mathematics and computer science, market experts, higher authorities of many multinational companies, etc. [7]. The importance of big data can also be found in the defense sector [8]. In biology, big data have huge importance in DNA [9]. In short, big data analytics is going to rule this century in many aspects.

Big data have some special characteristics also, which are known in short as V’s of big data. In [8], Acharjee mentioned 5 V’s, namely volume, value, velocity, variety, and veracity, which have made big data highly dynamic [8]. As the days pass, the features with V’s are also increasing [10]. One may refer to [8, 10] to know the meaning of each V. Topological Data Analysis (TDA) was very simply explained for laymen by Knudson [11]. In statistical techniques, regression analysis works best with dispersed data [8]. In the cases where big data points are dispersed in geometric shapes in two dimensions, the regression analysis function does not work properly, unlike in other cases, due to the limitation of regression analysis, which relies on a linear regression line [8]. Therefore, unless we have alternative methods of analysis, we are unable to find the geometrical shapes if the data points are

dispersed in dimensions greater than three. To solve this type of problem in big data, the use of the mathematical field known as ‘Algebraic Topology’ becomes vital [12].

Regarding the strong theoretical foundations of big data analytics, Coveney et al. [47] urged the development of theories for big data; otherwise, its impact is diminished without a robust theoretical framework. A similar argument was made by Succi and Coveney [48] regarding the need for alternate theoretical foundations for big data analytics. Recently, researchers have focused on analyzing data from the perspective of TDA. One may refer to [13–15] to find connections between data and topology through Euclidean space  $\mathbf{E}^n$ . In [16], Offroy and Duponchel used TDA as a tool to analyze various big data problems related to biology, analytical, and physical chemistry. Later, in 2017, Snášel et al. [12] surveyed results on geometrical and topological approaches to big data. Moreover, they were hopeful regarding many scopes of topology in big data in the future from the perspective of data analysis. Recently, Boyd et al. [17] discussed the uses of TDA in geoscience, highlighting in TDA, an algorithm that enables researchers to explore multidimensional data with greater nuance than traditional clustering methods, represents a new tool for quantitative research in geoscience education [17]. This indicates that the uses of TDA as a tool to analyze big data are growing rapidly over time. Although every lock has its specific key to open it, it is easy to understand that the structure of the lock is made suitable only for its specific key at the time of manufacturing. Similarly, the uses of TDA to analyze data have indirectly raised the following questions from the perspective of big data analytics:

1. *What are the hidden topological features in big data?*
2. *Can we establish generalized topological foundations for big data searching and big data analytics?*

Although TDA is based on the concepts of algebraic topology, according to [12], there are hardly any fundamental ideas related to the hidden topological structure in big data analytics except for some analysis procedures using TDA, regression analysis, etc. Recently, Acharjee [8] discussed some ideas that relate topology and big data from the perspective of a secret sharing scheme in defense. Thus, inspired by the arguments of Coveney et al. [47] and Succi and Coveney [48] regarding the need of alternate theoretical foundations in big data analytics, we provide a theoretical foundation for big data searching using words in Section 3.

## 2 Preliminaries:

In this section, we procure some definitions and results that will be used in the next sections.

**Definition 2.1.** [18] *Let  $\mathbf{R}$  be a binary relation on  $U$ , namely,  $\mathbf{R}$  is a subset of the Cartesian product  $U \times U$ . When  $(x, y) \in \mathbf{R}$ , we also write  $x\mathbf{R}y$ .*

**Definition 2.2.** [18] *The relation  $\mathbf{R}$  is referred to as serial if for all  $x \in U$  there exists  $y \in U$  such that  $x\mathbf{R}y$ .*

**Definition 2.3.** [19] *The relation  $\mathbf{R}$  is preorder if and only if  $\mathbf{R}$  is reflexive and transitive.*

Now, we recall some definitions and results of [19] related to topology generated by a relation on a set.

**Definition 2.4.** [19] *If  $\mathbf{R}$  is a relation on  $X$ , then the afterset of  $x \in X$  is  $x\mathbf{R}$ , where  $x\mathbf{R} = \{y : x\mathbf{R}y\}$  and the forset of  $x \in X$  is  $\mathbf{R}x$ , where  $\mathbf{R}x = \{y : y\mathbf{R}x\}$ .*

**Example 2.1.** *Let  $X = \{a, b, c, d\}$  and  $\mathbf{R}$  be a relation on  $X$  such that  $\mathbf{R} = \{(a, a), (a, b), (c, a), (d, a)\}$ . Then, forset and afterset of  $a$  are  $\mathbf{R}a = \{c, d, a\}$ , and  $a\mathbf{R} = \{b, a\}$  respectively.*

**Proposition 2.1.** [19] If  $\mathbf{R}$  is a relation on  $X$ , then the class  $S_1 = \{x\mathbf{R} : x \in X\}$  (resp.  $S_2 = \{\mathbf{R}x : x \in X\}$ ) is a subbase for the topology  $\tau_1$  (resp.  $\tau_2$ ) on  $X$ .

**Definition 2.5.** [19] If  $\tau$  is a topology in a finite set  $X$  and the class  $\tau^c = \{G^c \mid G \in \tau\}$  is also a topology on  $X$ , then  $\tau^c$  is the dual of  $\tau$ .

For the very first time, Sun and Wang [20] introduced mathematical ideas for searching in big data. Later, Sun [21] extended some ideas of [20]. Here, we recall their definitions as follows: Let  $u \in U$  be a document on the Web. Then  $u$  can be a Microsoft Word file in .docx or report in pdf. Let  $v$  be an attribute value. Then,  $v$  may be a word such as ‘big’, ‘data’, ‘analytics’, ‘intelligence’, etc.

**Definition 2.6.** [21] A search function, denoted as  $S : V \rightarrow U$ , is defined as  $S(v) = u$  if  $v \in u$ . For example, if we use Google to search ‘analytics’, denoted as  $v$ , then we search a file on business analytics services, denoted as  $u$  including  $v$ .

**Theorem 2.1.** [20] The search results with regard to semantic union, ‘ $\vee$ ’ in the finite universe of big data is

$$S(v_1 \vee v_2 \vee v_3 \vee v_4 \vee \dots \vee v_n) = S(v_1) \cap S(v_2) \cap S(v_3) \cap S(v_4) \cap \dots \cap S(v_n).$$

**Theorem 2.2.** [20] The search results with regard to semantic intersection, ‘ $\wedge$ ’ in the finite universe of big data is

$$S(v_1 \wedge v_2 \wedge v_3 \wedge v_4 \wedge \dots \wedge v_n) = S(v_1) \cup S(v_2) \cup S(v_3) \cup S(v_4) \cup \dots \cup S(v_n)$$

For the first time, Acharjee et al. [22], gave the definition of primal on a non-empty set. Here, the definition of primal as follows:

**Definition 2.7.** [22] Let  $X$  be a non-empty set. A collection  $\mathcal{P} \subseteq 2^X$  is called primal on  $X$  if it satisfies the following conditions:

- (i)  $X \notin \mathcal{P}$ ,
- (ii) if  $A \in \mathcal{P}$  and  $B \subseteq A$ , then  $B \in \mathcal{P}$ ,
- (iii) if  $A \cap B \in \mathcal{P}$ , then  $A \in \mathcal{P}$  or  $B \in \mathcal{P}$ .

### 3 Main results:

Sun and Wang [20] discussed mathematical ideas related to big data searching. Their article may be considered as the breakthrough for any mathematical notion relating to big data searching. Since then many less number of researches have been done in mathematical ideas of big data. Thus in this section, we want to contribute some mathematical concepts of big data searching based on notions provided in [20].

#### 3.1 Representation of data points through relation:

In the study of mathematical ideas for big data searching, to start with the study of the neighborhood structure of words, selecting an appropriate data representation approach is vital for effectively capturing and analyzing the relationships between data points. The data representation method should reflect the inherent connections and dependencies within the data set, enabling the identification of neighbors and facilitating subsequent analysis.

In our day-to-day lives, we search for various words on Google, Facebook, YouTube, etc. Here, for each word, we search and we get the results in some patterns. For example, if we search words viz., ‘big data’ and ‘big’ in Google, then we get almost 3,42,00,00,000 and 6,30,00,00,000 results, respectively, in some particular patterns (retrieved on 07.09.2023), as shown in Figs. 1 and 2, respectively. Here, we can notice that all documents in the search space of ‘big data’ are included in the search space of the word ‘big’, i.e.,  $S(\text{big data}) \subseteq S(\text{big})$ .

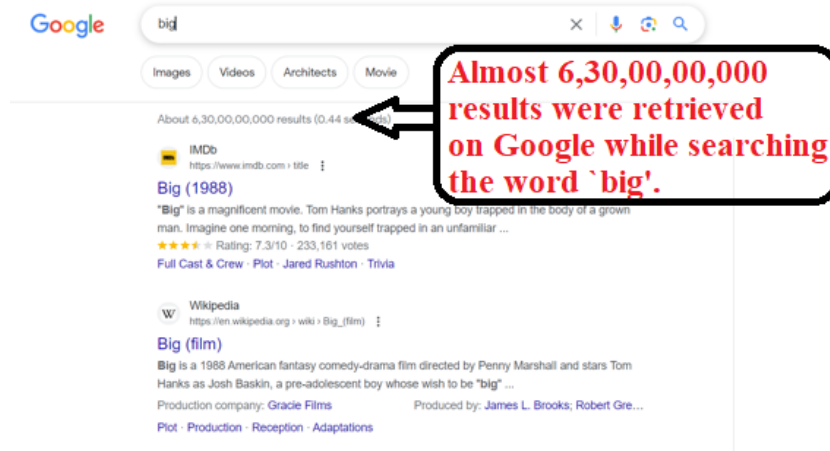


Figure 1: Search result for ‘big’ on Google displaying the volume of data retrieved.

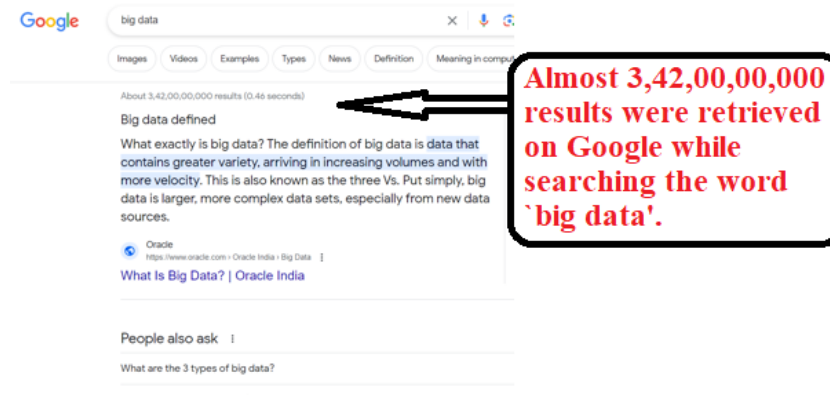


Figure 2: Search result for ‘big data’ on Google displaying the volume of data retrieved.

This type of scenario motivates us to develop some new mathematical concepts related to big data and big data searching. We discuss them below:

**Definition 3.1.** Let  $B$  be the universe of big data,  $W$  be the set of words, and  $S$  be a search function. Now, for any two words  $x, y \in W$ , we define a relation  $\mathbf{R}$  on  $W$  such that  $x\mathbf{R}y \iff S(y) \subseteq S(x)$ . We can write it as  $\mathbf{R} = \{ (x, y) \mid S(y) \subseteq S(x) \text{ and } x, y \in W \}$ . Here,  $S(x) \subseteq B \forall x \in W$ .



Now, we notice that if we search ‘big’ and ‘big data’ in a search engine, say Google, then  $S(\text{big data}) \subseteq S(\text{big})$  but  $S(\text{big}) \not\subseteq S(\text{big data})$ . So, there may be some ordered property between the keywords ‘big’ and ‘big data’ in the context of big data searching. Thus, we discuss the following:

**Theorem 3.1.** *The relation  $\mathbf{R}$  on  $W$  such that, for any  $x, y \in W$ ,  $x\mathbf{R}y \iff S(y) \subseteq S(x)$  is a preorder relation.*

*Proof. Reflexivity:*

Let for any  $x \in W$  we have  $S(x) \subseteq S(x)$ . So,  $(x, x) \in \mathbf{R} \forall x \in W$ .

*Transitivity:*

Let for any  $x, y, z \in W$ , such that  $(x, y) \in \mathbf{R}$  and  $(y, z) \in \mathbf{R}$ . Then, by definition 3.1, we have  $S(y) \subseteq S(x)$ , and  $S(z) \subseteq S(y)$ . Then,  $S(z) \subseteq S(y) \subseteq S(x)$ . We can say that  $S(z) \subseteq S(x)$ . This implies that  $(x, z) \in \mathbf{R}$ . Thus,  $\mathbf{R}$  is a preorder relation.  $\square$

**Remark 3.1.** *Since the relation  $\mathbf{R}$  on  $W$  such that  $x\mathbf{R}y \iff S(y) \subseteq S(x)$  is preorder, so we call  $(B, W, S, \mathbf{R})$  as preorder big data system (POBDS). From now onwards, in this paper  $(B, W, S, \mathbf{R})$  will be known as a preorder big data system.*

## 3.2 Neighborhood systems induced by relation:

Sierpiński first introduced the notion of neighborhood systems for studying Fréchet (V) spaces [23]. It was developed from the idea of the geometric notion of nearness [23]. Neighborhood structure analysis in big data can provide significant advantages and insights in various fields. Neighborhood structures in big data may refer to those data sets where data points are related to each other through some suitable relations.

From the previous section, it is clear that for any two words  $x, y$  in  $W$ , either  $S(x) \subseteq S(y)$  or  $S(y) \subseteq S(x)$ . For example,  $S(\text{World bank}) \subseteq S(\text{World})$ ,

but  $S(\text{World}) \not\subseteq S(\text{World bank})$ . Thus, in the following part, we have defined some notions of forneighborhood and afterneighborhood of words in big data searching.

**Definition 3.2.** In  $(B, W, S, \mathbf{R})$ , forneighborhood and afterneighborhood of a word  $x \in W$  are defined as  $\mathbf{R}x = \{y \mid S(x) \subseteq S(y)\}$  and  $x\mathbf{R} = \{y \mid S(y) \subseteq S(x)\}$  respectively. Moreover, topologies generated by  $\{\mathbf{R}x \mid x \in X\}$  and  $\{x\mathbf{R} \mid x \in X\}$  as subbases are denoted as  $\tau_F$  and  $\tau_B$  respectively.

**Lemma 3.1.** In  $(B, W, S, \mathbf{R})$ , let  $\mathbf{R}$  be a relation on  $W$  such that  $x\mathbf{R}y \iff S(y) \subseteq S(x)$ . For any  $x, y \in W$ , we have

- (i)  $D = \cup_{x \in D} x\mathbf{R}$  if  $D \in \tau_B$ ,
- (ii)  $D' = \cup_{x \in D'} \mathbf{R}x$  if  $D' \in \tau_F$ .

*Proof.* (i) Let  $D \in \tau_B$ . To show that  $D = \cup_{x \in D} x\mathbf{R}$ . Let  $z \in D$ . Then, we have  $S(z) \subseteq S(x)$ . So,  $z \in x\mathbf{R}$ . Hence,  $z \in \cup_{x \in D} x\mathbf{R}$ . Therefore,  $D \subseteq \cup_{x \in D} x\mathbf{R}$ .

Conversely, let  $y \in \cup_{x \in D} x\mathbf{R}$ . Then, there exists  $x \in D$  such that  $y \in x\mathbf{R}$ . So, by definition 3.2, we have  $S(y) \subseteq S(x)$ . Clearly,  $y \in y\mathbf{R}$  since  $S(y) \subseteq S(y)$ . Again, if  $w \in y\mathbf{R}$ , then we have  $S(w) \subseteq S(y)$ . So,  $S(w) \subseteq S(y) \subseteq S(x)$ . Hence,  $S(w) \subseteq S(x)$ . Thus,  $w \in x\mathbf{R}$ . Therefore,  $y\mathbf{R}$  is the smallest open set containing  $y$ . So,  $y \in y\mathbf{R} \subseteq D$ . Hence,  $\cup_{x \in D} x\mathbf{R} \subseteq D$ . Hence,  $D = \cup_{x \in D} x\mathbf{R}$ .

- (ii) The proof of this part can be obtained by using a similar process. □

**Theorem 3.2.** In  $(B, W, S, \mathbf{R})$ , let  $\mathbf{R}$  be a relation on  $W$  such that  $x\mathbf{R}y \iff S(y) \subseteq S(x)$ , for any  $x, y \in W$ . Then, the topologies  $\tau_F$  and  $\tau_B$  are dual to each other.

*Proof.* Let  $D \in \tau_F$ . To show that  $D^c \in \tau_B$ , i.e.,  $D^c = \cup_{x \in D^c} x\mathbf{R}$ . Let  $y \in D^c$ . Then,  $y \notin D = \cup_{x \in D} \mathbf{R}x$ . Thus  $\forall x \in D$ , we have  $y \notin \mathbf{R}x$  and so,  $S(x) \not\subseteq S(y)$ . So, there exists  $z \in D^c$  such that  $S(y) \subseteq S(z)$ . Therefore,  $y \in \cup_{x \in D^c} x\mathbf{R}$  and hence,  $D^c \subseteq \cup_{x \in D^c} x\mathbf{R}$ .

Let  $w \in \cup_{x \in D^c} x\mathbf{R}$ . Then, there exists  $x \in D^c$  such that  $w \in x\mathbf{R}$  and so,  $S(w) \subseteq S(x)$ . Again, as  $x \in D^c$  implies  $x \notin D = \cup_{z \in D} \mathbf{R}z$ , and so for all  $z \in D$  such that  $S(z) \not\subseteq S(x)$ . But as  $S(w) \subseteq S(x)$ , so we have  $w \notin D$ . Thus,  $w \in D^c$  and so,  $\cup_{x \in D^c} x\mathbf{R} \subseteq D^c$ . Hence,  $D^c = \cup_{x \in D^c} x\mathbf{R}$ . Similarly, we can prove for the other part in case of  $\tau_B$ .  $\square$

If we search words like ‘*bang bang*’ in Google, then clearly the word ‘*bang bang*’ belongs to both forneighborhood and afterneighborhood of the word ‘*bang*’. Thus, if  $A$  is a collection of all such words, then clearly  $A \in \tau_B \cap \tau_F$ . The following theorem is based on this concept:

**Theorem 3.3.** *In  $(B, W, S, \mathbf{R})$ , let  $\mathbf{R}$  be a relation on  $W$  such that  $\mathbf{R} = \{(x, y) \mid S(y) \subseteq S(x)\}$ . If  $A \in \tau_B \cap \tau_F$ , then  $A \subseteq \cup_{x, z \in A} (x\mathbf{R} \cap \mathbf{R}z)$ .*

*Proof.* Let  $A \in \tau_B \cap \tau_F$ . Then  $A \in \tau_B$  and  $A \in \tau_F$ . From lemma 3.1,  $A \in \tau_B$  implies  $A = \cup_{x \in A} x\mathbf{R}$ , and also,  $A \in \tau_F$  implies  $A = \cup_{x \in A} \mathbf{R}x$ . Thus, for each  $y \in A$ , there exist  $x \in A$ , and  $z \in A$  such that  $y \in x\mathbf{R}$  and  $y \in \mathbf{R}z$ . This implies that  $y \in x\mathbf{R} \cap \mathbf{R}z$ . Then,  $y \in \cup_{x, z \in A} (x\mathbf{R} \cap \mathbf{R}z)$ . So, we have  $A \subseteq \cup_{x, z \in A} (x\mathbf{R} \cap \mathbf{R}z)$ .  $\square$

**Corollary 3.1.** *In  $(B, W, S, \mathbf{R})$ , if  $A \in \tau_B \cup \tau_F$ , then  $A = \cup_{x \in A} (x\mathbf{R} \cup \mathbf{R}x)$ .*

*Proof.* Here, given that  $A \in \tau_B \cup \tau_F$ . So, from lemma 3.1, we have  $A = \cup_{x \in A} \mathbf{R}x$  or  $A = \cup_{x \in A} x\mathbf{R}$ . Hence,  $A = (\cup_{x \in A} \mathbf{R}x) \cup (\cup_{x \in A} x\mathbf{R})$ . So,  $A = \cup_{x \in A} (\mathbf{R}x \cup x\mathbf{R})$ .  $\square$

### 3.2.1 $m$ - steps relation of $\mathbf{R}$ in $(B, W, S, \mathbf{R})$ :

Let us choose three words ‘Big’, ‘Big Data’, and ‘Big Data Analytics’. Practically, it is important to note that,  $S(\text{Big Data}) \subseteq S(\text{Big})$  and  $S(\text{Big Data})$

*Analytics*)  $\subseteq S(\text{Big Data})$ . Here, we can have  $S(\text{Big Data Analytics}) \subseteq S(\text{Big Data}) \subseteq S(\text{Big})$ . So,  $S(\text{Big Data Analytics}) \subseteq S(\text{Big})$ . Mathematically, if we consider  $x = \text{Big}$ ,  $y = \text{Big Data}$ , and  $z = \text{Big Data Analytics}$ , then  $S(y) \subseteq S(x)$  and  $S(z) \subseteq S(y)$ . Hence,  $S(z) \subseteq S(x)$ . So, in  $(B, W, S, R)$ , if  $x\mathbf{R}y$  and  $y\mathbf{R}z$ , then  $x\mathbf{R}z$ . From this, we define  $\mathbf{R}^2 = \{(x, z) \mid \text{there exists } y \in W \text{ such that } x\mathbf{R}y, y\mathbf{R}z\}$ .

Above notion motivates us to define an  $m$ -steps relation of  $\mathbf{R}$  in  $(B, W, S, \mathbf{R})$  as follows:

**Definition 3.3.** In  $(B, W, S, \mathbf{R})$ , we can define an  $m$ -steps relation as  $\mathbf{R}^m = \{(x, z) \mid \text{there exist } y_1, y_2, \dots, y_{m-1} \in W \text{ such that } S(z) \subseteq S(y_{m-1}) \subseteq \dots \subseteq S(y_3) \subseteq S(y_2) \subseteq S(y_1) \subseteq S(x)\}$ .

**Theorem 3.4.** In  $(B, W, S, \mathbf{R})$ , if  $\mathbf{R}$  is serial, then  $\mathbf{R}^m$  is serial relation for all  $m \geq 1$ .

*Proof.* Given that,  $\mathbf{R}$  is serial. So, for each  $x \in W$ , there exists  $y \in W$  such that  $x\mathbf{R}y$  and it implies that  $S(y) \subseteq S(x)$ . We are to show that  $\mathbf{R}^m$  is serial relation. Since  $\mathbf{R}$  is serial for each  $x \in W$  we get  $y_1 \in W$  such that  $x\mathbf{R}y_1$ . Again  $y_1 \in W$  implies there exist  $y_2 \in W$  such that  $y_1\mathbf{R}y_2$ . In a similar manner, for each  $y_i \in W$  there exists  $y_{i+1} \in W$  such that  $y_i\mathbf{R}y_{i+1}$ , where  $i = 1, 2, \dots, m-1$ . We say,  $y_m = y$ . Now,  $x\mathbf{R}y_1$  implies  $S(y_1) \subseteq S(x)$ . Similarly, continuing in this way we get  $S(y_{i+1}) \subseteq S(y_i)$ . Then,  $S(y) \subseteq S(y_{m-1}) \subseteq \dots \subseteq S(y_2) \subseteq S(y_1) \subseteq S(x)$ . Thus, for each  $x$ , there exists  $y$  in  $W$  such that  $x\mathbf{R}^m y$ . Hence, by definition 2.2,  $\mathbf{R}^m$  is a serial relation.  $\square$

**Theorem 3.5.** In  $(B, W, S, \mathbf{R})$ ,  $\mathbf{R}^m$  is a preorder relation.

*Proof. Reflexivity:* This is obvious since, for any  $x \in W$ ,  $S(x) \subseteq S(x)$ . It implies that  $S(x) \subseteq S(x) \subseteq \dots \subseteq S(x) \subseteq S(x) \subseteq S(x)$  (up to  $m$ -times). So, for each  $x \in W$ ,  $x\mathbf{R}^m x$ . Hence,  $\mathbf{R}^m$  is a reflexive relation.

*Transitivity:* Here,  $\mathbf{R} = \{(x, y) \mid x, y \in W \text{ and } S(y) \subseteq S(x)\}$ . To show that, for any  $x, y, z \in W$ ,  $x\mathbf{R}^m z$  and  $z\mathbf{R}^m y$  implies  $x\mathbf{R}^m y$ . If  $x\mathbf{R}^m z$ ,

then there exists  $y_i, i = 1, 2, \dots, m - 1$  such that  $S(z) \subseteq S(y_{m-1}) \subseteq \dots \subseteq S(y_2) \subseteq S(y_1) \subseteq S(x)$ . Again if  $z\mathbf{R}^m y$ , then there exist  $y'_i, i = 1, 2, \dots, m - 1$  such that  $S(y) \subseteq S(y'_{m-1}) \subseteq \dots \subseteq S(y'_2) \subseteq S(y'_1) \subseteq S(z)$ . Thus, we have  $S(y) \subseteq S(y'_{m-1}) \subseteq \dots \subseteq S(y'_2) \subseteq S(y'_1) \subseteq S(z) \subseteq S(y_{m-1}) \subseteq \dots \subseteq S(y_2) \subseteq S(y_1) \subseteq S(x)$ . So, we have  $S(y) \subseteq S(y_{m-1}) \subseteq \dots \subseteq S(y_2) \subseteq S(y_1) \subseteq S(x)$ . This implies that  $x\mathbf{R}^m y$ . Hence,  $\mathbf{R}^m$  is a transitive relation. Thus,  $\mathbf{R}^m$  is a preorder relation.  $\square$

**Remark 3.2.** Since  $\mathbf{R}^m$  is a preorder in  $(B, W, S, \mathbf{R})$ , hence the system  $(B, W, S, \mathbf{R}^m)$  is also a POBDS.

Now, we define forneighborhood and afterneighbourhood for  $R^m$  as given below:

**Definition 3.4.** In  $(B, W, S, \mathbf{R}^m)$ , forneighborhood of  $x$  for  $\mathbf{R}^m$  is  $\mathbf{R}_F^m(x) = \{y \in W \mid \text{there exist } y_1, y_2, \dots, y_{m-1} \text{ such that } S(x) \subseteq S(y_1) \subseteq S(y_2) \subseteq \dots \subseteq S(y_{m-1}) \subseteq S(y)\}$  and afterneighborhood of  $x$  is  $\mathbf{R}_A^m(x) = \{y \in W \mid \text{there exist } y'_1, y'_2, \dots, y'_{m-1} \text{ such that } S(y) \subseteq S(y'_{m-1}) \subseteq S(y'_{m-2}) \subseteq \dots \subseteq S(y'_2) \subseteq S(y'_1) \subseteq S(x)\}$

**Definition 3.5.** Let  $E$  and  $F$  be two subsets of  $W$ . Then,

1. a relation ' $\preceq$ ' on subsets of  $W$  such that  $E \preceq F$  as if for each  $y \in F$ , there exists  $z \in E$  such that  $S(y) \subseteq S(z)$ ,
2. a relation ' $\succeq$ ' on subsets of  $W$  such that  $E \succeq F$  as for each  $y \in F$ , there exists  $z \in E$  such that  $S(z) \subseteq S(y)$ .

**Theorem 3.6.** In  $(B, W, S, \mathbf{R}^m)$ , the neighborhood system  $\{\mathbf{R}_A^m(x) \mid m \geq 1\}$  satisfies the condition  $\mathbf{R}_A^m(x) \preceq \mathbf{R}_A^{m+1}(x), \forall m \in \mathbf{N}$ .

*Proof.* Let  $y \in \mathbf{R}_A^{m+1}(x), \forall m \in \mathbf{N}$ . Then, there exist  $y_1, y_2, \dots, y_m$  in  $W$  such that  $S(y) \subseteq S(y_m) \subseteq S(y_{m-1}) \subseteq \dots \subseteq S(y_2) \subseteq S(y_1) \subseteq S(x)$ . This implies that  $y_i \in \mathbf{R}_A^i(x), \forall i = 1, 2, \dots, m$ . Thus, for each  $y \in \mathbf{R}_A^{m+1}(x)$ , there exists  $y_m \in \mathbf{R}_A^m(x)$  such that  $S(y) \subseteq S(y_m)$ . Hence, by definition 3.4, we have  $\mathbf{R}_A^m(x) \preceq \mathbf{R}_A^{m+1}(x), \forall m \in \mathbf{N}$ .  $\square$

**Theorem 3.7.** *In  $(B, W, S, \mathbf{R}^m)$ , the neighborhood system  $\{\mathbf{R}_F^m(x) \mid m \geq 1\}$  satisfies the condition  $\mathbf{R}_F^m(x) \succeq \mathbf{R}_F^{m+1}(x), \forall m \in \mathbf{N}$ .*

*Proof.* Let  $y \in \mathbf{R}_F^{m+1}(x), \forall m \in \mathbf{N}$ . Then, there exist  $y_1, y_2, \dots, y_m$  in  $W$  such that  $S(x) \subseteq S(y_1) \subseteq S(y_2) \subseteq \dots \subseteq S(y_{m-1}) \subseteq S(y_m) \subseteq S(y)$ . This implies that  $y_i \in \mathbf{R}_F^i(x), \forall i = 1, 2, \dots, m$ . Thus, for each  $y \in \mathbf{R}_F^{m+1}(x)$ , there exists  $y_m \in \mathbf{R}_F^m(x)$  such that  $S(y_m) \subseteq S(y)$ . Hence, by definition 3.4, we have  $\mathbf{R}_F^m(x) \succeq \mathbf{R}_F^{m+1}(x), \forall m \in \mathbf{N}$ .  $\square$

The above result helps us to construct a chain of neighborhoods of  $x \in W$  in  $(B, W, S, \mathbf{R}^m)$  such as  $\mathbf{R}_A^1(x) \preceq \mathbf{R}_A^2(x) \preceq \mathbf{R}_A^3(x) \preceq \dots \preceq \mathbf{R}_A^m(x) \preceq \dots$ . It leads to the concept of topology generated by this chain in  $(B, W, S, \mathbf{R}^m)$  in the following section:

**Definition 3.6.** *In  $(B, W, S, \mathbf{R}^m)$ , the topologies  $\mathcal{N}_F$  and  $\mathcal{N}_A$  can be defined as the topologies generated by the collections  $\{\mathbf{R}_F^m(x) \mid x \in W\}$  and  $\{\mathbf{R}_A^m(x) \mid x \in W\}$  as subbasis respectively.*

**Theorem 3.8.** *In  $(B, W, S, \mathbf{R}^m)$ , the following results hold:*

$$(i) \ D = \cup_{x \in D} \mathbf{R}_F^m(x), \text{ for any } D \in \mathcal{N}_F,$$

$$(ii) \ E = \cup_{x \in E} \mathbf{R}_A^m(x), \text{ for any } E \in \mathcal{N}_A.$$

*Proof.* Here,  $\mathbf{R}^m$  is a preorder relation, and according to definition 3.3, it is clear that  $x\mathbf{R}^m y \iff$  there exist  $y_1, y_2, \dots, y_{m-1}$  in  $W$  such that  $S(y) \subseteq S(y_{m-1}) \subseteq \dots \subseteq S(y_3) \subseteq S(y_2) \subseteq S(y_1) \subseteq S(x)$ . So, we can say that  $S(y) \subseteq S(x)$ . Hence, from the lemma 3.1, it is clear that results (i) and (ii) hold.  $\square$

In the previous section, we discussed various notions and results related to search results of a single keyword. Now, we discuss ideas related to the search space of a set of keywords, i.e., for  $A \subseteq W$  in  $(B, W, S, \mathbf{R})$ , we define the search space of  $A$  as  $S(A) = \{S(x) \mid x \in A\}$ .

**Example 3.1.** Let  $A$  be the collection of all keywords related to a customer's purchasing behaviour for groceries at Walmart. Then,  $S(A)$  is the collection of all search spaces for each grocery item, which may include the frequency of purchasing, liking of items in different age groups, etc.

**Lemma 3.2.** In  $(B, W, S, \mathbf{R})$ , let  $A, B$  be two subsets of  $W$  such that  $A \subseteq B$ . Then,  $S(A) \subseteq S(B)$ .

*Proof.* Let  $S(x) \in S(A)$  be any member. Since  $A \subseteq B$ , thus  $x \in B$ . So,  $S(x) \in S(B)$ . Hence,  $S(A) \subseteq S(B)$ .  $\square$

**Lemma 3.3.** In  $(B, W, S, \mathbf{R})$ , let  $A$  be any subset of  $W$ , then  $S(A^c) = S(A)^c$ .

*Proof.* Let  $S(x) \in S(A^c)$  be any element. Then,  $x \in A^c$  if and only if  $x \notin A$ . So,  $S(x) \notin S(A)$  if and only if  $S(x) \in S(A)^c$ . Hence,  $S(A^c) = S(A)^c$ .  $\square$

**Theorem 3.9.** Let  $A, B$  be any two subsets of  $W$ . Then,  $S(A \cup B) = S(A) \cup S(B)$ .

*Proof.* We have  $A \subseteq A \cup B$ . So, by lemma 3.2,  $S(A) \subseteq S(A \cup B)$ . Similarly, we have  $S(B) \subseteq S(A \cup B)$ . Thus,  $S(A) \cup S(B) \subseteq S(A \cup B)$ . Again, let  $S(x) \in S(A \cup B)$  be any element. Then,  $x \in A \cup B$ . So,  $x \in A$  or  $x \in B$ . Thus,  $S(x) \in S(A)$  or  $S(x) \in S(B)$ . Thus,  $S(x) \in S(A) \cup S(B)$ . Hence,  $S(A \cup B) \subseteq S(A) \cup S(B)$ . So, we get  $S(A \cup B) = S(A) \cup S(B)$ .  $\square$

**Theorem 3.10.** Let  $A, B$  be any two subsets of  $W$ . Then  $S(A \cap B) = S(A) \cap S(B)$ .

*Proof.* We know that  $A \cap B \subseteq A$  and  $A \cap B \subseteq B$ . So, by lemma 3.2, we have  $S(A \cap B) \subseteq S(A)$  and  $S(A \cap B) \subseteq S(B)$ . Thus,  $S(A \cap B) \subseteq S(A) \cap S(B)$ . Again, let  $S(x) \in S(A) \cap S(B)$ . Then,  $S(x) \in S(A)$  and  $S(x) \in S(B)$ . So, by definitions of search space of  $A, B$ , we have  $x \in A$  and  $x \in B$ . Thus,  $x \in A \cap B$  or we have,  $S(x) \in S(A \cap B)$ . It implies that  $S(A) \cap S(B) \subseteq S(A \cap B)$ . Hence,  $S(A \cap B) = S(A) \cap S(B)$ .  $\square$

**Remark 3.3.** We can extend theorems 3.9 and 3.10 for an arbitrary family of subsets  $\{A_\alpha \mid \alpha \in \Delta, A_\alpha \in W\}$ , where  $\Delta$  is an index set, as  $S(\cup_{\alpha \in \Delta} A_\alpha) = \cup_{\alpha \in \Delta} S(A_\alpha)$  and  $S(\cap_{\alpha \in \Delta} A_\alpha) = \cap_{\alpha \in \Delta} S(A_\alpha)$

**Corollary 3.2.** In  $(B, W, S, \mathbf{R})$ , let  $A$  and  $B$  be any two subsets of  $W$ . Then, the following results hold:

$$(i) S((A \cup B)^c) = S(A)^c \cap S(B)^c,$$

$$(ii) S((A \cap B)^c) = S(A)^c \cup S(B)^c.$$

*Proof.* From De'Morgan's law, we have  $(A \cup B)^c = A^c \cap B^c$  and  $(A \cap B)^c = A^c \cup B^c$ .

So, we have

$$(i) S((A \cup B)^c) = S(A^c \cap B^c) = S(A)^c \cap S(B)^c.$$

$$(ii) S((A \cap B)^c) = S(A^c \cup B^c) = S(A)^c \cup S(B)^c.$$

□

### 3.3 Graph-based approaches for analyzing neighborhood structure of large data set :

This section discusses mathematical ideas related to big data searching via graphs. A graph  $G$  is a tuple  $(V, E)$  that consists of a finite set  $V$  of vertices and a finite set  $E$  of edges; each edge is the representation of a pair of vertices [24]. In  $(B, W, S, \mathbf{R})$ , we can discuss a graph structure as follows: let  $V \subseteq W$  be a set of nodes and  $E = \{(x, y) \in V \times V \mid S(y) \subseteq S(x)\}$  be a set of edges, i.e., if  $e$  is an edge between  $x$  and  $y$  in  $V$ , then it can be defined as the ordered pair  $(x, y)$  such that  $S(y) \subseteq S(x)$ .

**Example 3.2.** If we search the word 'Space', then among the various results, let us choose  $V = \{Space.com, Outer Space, Space News\}$ . Similarly, we can choose  $E = \{(Space, Space.com), (Space, Outer Space), (Space, Space News)\}$



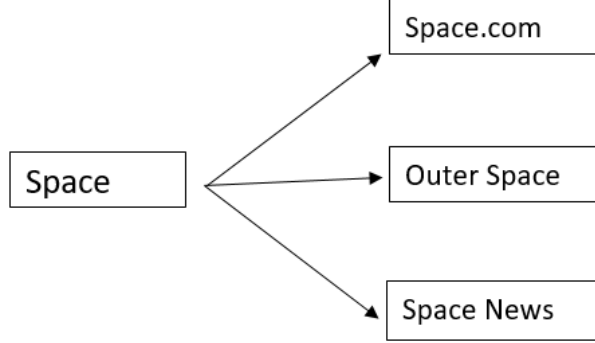


Figure 3: Graph of a part of search result for the word ‘Space’ in Google.

In some cases, as shown below in example 3.3, two nodes  $x, y \in V$  are not connected directly. There exists a node  $y_1$  such that  $S(y) \subseteq S(y_1) \subseteq S(x)$ . Then, edges are from  $x$  to  $y_1$  and then  $y_1$  to  $y$ . This type of graph can be called a 2-steps graph. It is shown in Fig 4. Similarly, we may have an  $m$ -steps graph structure in  $(B, W, S, \mathbf{R}^m)$ .

**Example 3.3.** *If we search ‘Big’ in Google, we get 17,750,00,000 results (retrieved on 25.08.23). Among them, we consider a finite set  $V = \{ \text{Big, Big Data, Big Movie, Big Architecture, Big Data Analytics, Big Movie Review, Big Architecture Project} \}$  as a set of nodes. Since  $S(\text{Big Data}) \subseteq S(\text{Big})$ ,  $S(\text{Big Movie}) \subseteq S(\text{Big})$ ,  $S(\text{Big Architecture}) \subseteq S(\text{Big})$ , and  $S(\text{Big Data Analytics}) \subseteq S(\text{Big Data})$ ,  $S(\text{Big Movie Review}) \subseteq S(\text{Big Movie})$ ,  $S(\text{Big Architecture Project}) \subseteq S(\text{Big Architecture})$ , so the edge set is  $E = \{ (\text{Big, Big Data}), (\text{Big, Big Movie}), (\text{Big, Big Architecture}), (\text{Big Data, Big Data Analytics}), (\text{Big Architecture, Big Architecture Project}), (\text{Big Movie Review, Big Movie}) \}$ .*

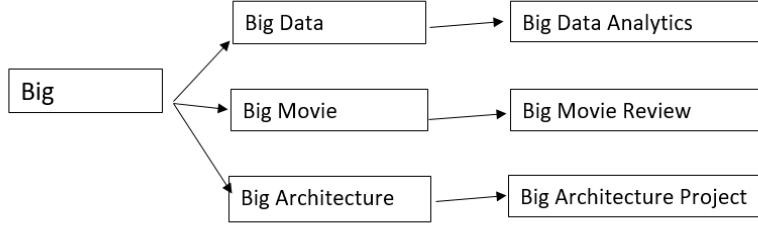


Figure 4: 2-steps graph of a part of search result for the word ‘Big’ in Google.

In Figure 4, it can be noticed that all nodes except ‘Big’ can be traversed from ‘Big’, but there does not exist any node that can be traversed back to the node ‘Big’. A similar case can be observed in Fig 3.

**Definition 3.7.** *In a graph  $G = (V, E)$ , if there is a node  $x$  such that each node in  $V$  can be traversed from the node  $x$  but there does not exist any node that can be traversed back to the node  $x$ ; then we call the node  $x$  as the atom of the graph, and the graph itself will be coined as a data directed graph (DDG). Here, we denote data directed graph as  $G' = (V_x(G), E(G))$ .*

**Example 3.4.** *Graphs in figures 3 and 4 are data directed graphs, where the nodes ‘Space’ and ‘Big’ are atoms, respectively.*

If we search  $x \in W$  in Google or any other search engine, then we assume that there exist  $y_1, y_2, y_3, \dots, y_m$  in  $W$ , such that  $S(y_i) \subseteq S(x), \forall i = 1, 2, \dots, m$ . Thus, there is an edge from  $x$  to each  $y_i$ . Later, if we search each  $y_i$  again, for each  $i$ , then there are  $y_{ip} \in W, \forall p = 1, 2, \dots, a$  such that  $S(y_{ip}) \subseteq S(y_i) \subseteq S(x)$ . Thus, there are edges from each  $y_i$  to  $y_{ip}$ . By repeating the same process, we get a graph structure, and it is shown in Fig 5.

From the available concepts in graph theory, it is evident that a directed graph cannot have a loop at any node. However, in practice, if we search for the word ‘Big’ among 2,394,000,000 results (retrieved on 04.09.2023), we also get information about ‘Big’. This is shown in Fig. 6. Thus,  $S(Big) \subseteq$

$S(Big)$ . In a data-directed graph  $G' = (V_x(G), E(G))$ , we have  $S(x) \subseteq S(x)$ , which implies that there is a loop at node  $x$ . Also, Imrich and Petrin [25] gave the idea of a directed graph with loops. So, we propose some results related to this idea below.

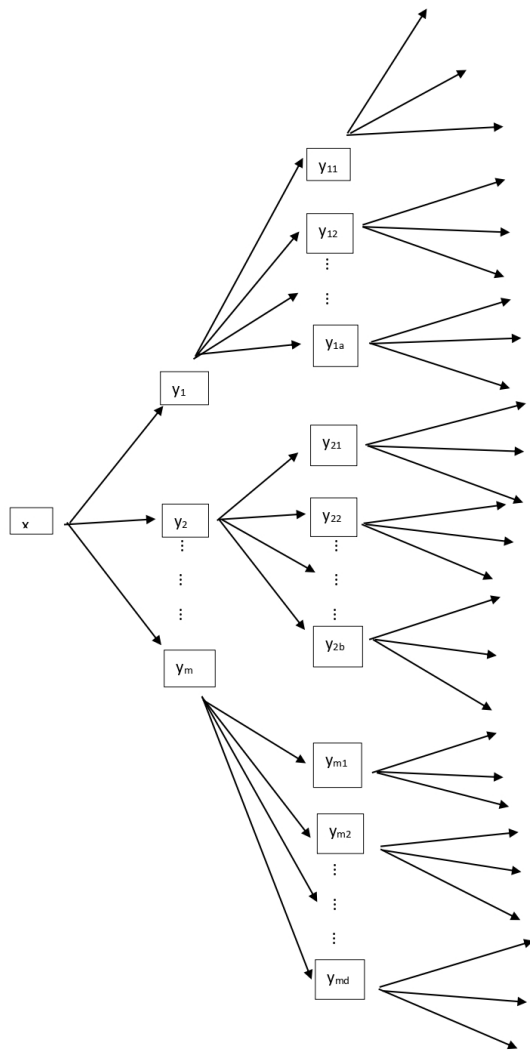


Figure 5: Data directed graph with atom at  $x$ .

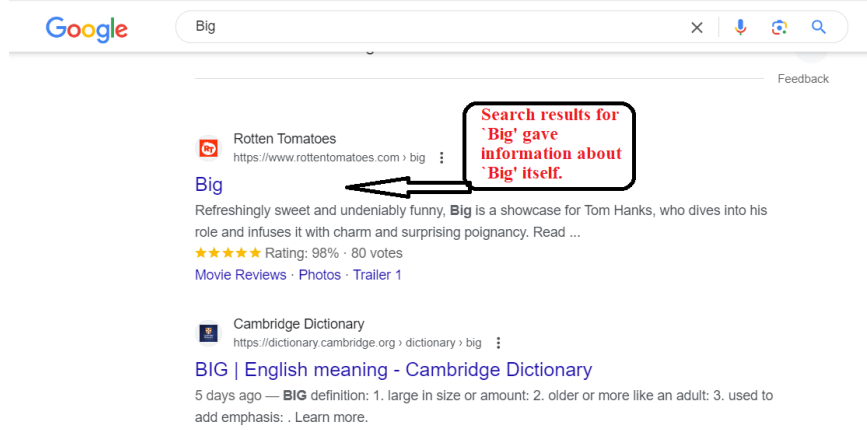


Figure 6: Search result of ‘Big’ displaying the information for ‘Big’ itself

**Definition 3.8.** *A directed graph is called a loop-directed graph if there are loops in some nodes.*

**Proposition 3.1.** *The graph  $G' = (V_x(G), E(G))$  is a loop-directed graph.*

*Proof.* We know that a graph  $G' = (V_x(G), E(G))$  is a directed graph if and only if for any two nodes  $z, y \in V_x(G)$ , either  $(z, y) \in E(G)$  or  $(y, z) \in E(G)$ . In  $(B, W, S, \mathbf{R}^m)$ , we proved earlier that either  $S(z) \subseteq S(y)$  or  $S(y) \subseteq S(z)$ . Again, for some  $z \in V_x(G)$ , we have  $S(z) \subseteq S(z)$ , thus there exist loops in some vertex also. Hence,  $G' = (V_x(G), E(G))$  is a loop-directed graph.  $\square$

**Remark 3.4.** *The graph  $G' = (V_x(G), E(G))$  is not a tree as there may be some cycles, since for any  $y \in V_x(G)$  there exist  $z_1, z_2, \dots, z_{k-1}$  in  $W$  such that  $S(y) \subseteq S(z_{k-1}) \subseteq S(z_{k-2}) \subseteq \dots \subseteq S(z_2) \subseteq S(z_1) \subseteq S(x)$ . That is  $x\mathbf{R}^k y$ , but we proved earlier that  $\mathbf{R}^k$  is reflexive, so  $x\mathbf{R}^k x$ . Hence, there is a cycle  $xe_1z_1e_2z_2e_3z_3\dots e_{k-1}z_{k-1}e_kx$ .*

In  $G' = (V_x(G), E(G))$ , if  $(z, y) \in E(G)$ , then  $y$  is a neighbor of  $z$  and the collection of such neighbor is called the neighborhood of  $z$ . In [23], Yao gave

an idea of the distance function between two nodes in a graph. We discuss notion of distanced-based neighborhood structure in big data sets.

**Definition 3.9.** *Let  $d : V_x \times V_x \rightarrow N$  such that for any two nodes  $z, y \in V$ ,  $d(z, y) = k \iff$  there exist  $z_1, z_2, \dots, z_{k-1}, \in W$  such that  $S(y) \subseteq S(z_{k-1}) \subseteq S(z_{k-2}) \subseteq \dots \subseteq S(z_1) \subseteq S(z)$ .*

### 3.4 Anomaly detection in big data searching :

If we search the word ‘pet’ in Google, then we get almost 6,94,00,00,000 results (retrieved on 01.10.2023). Here, we observe that almost all the data related to pets provide information on animals or they are related to animals, etc. But among them, there are a few results, like ‘Polyethylene Terephthalate’ (see figure 7) or ‘Positron emission tomography scan’ (see figure 8), that completely deviate from the information that the majority of the data are providing. This type of data may be considered as an anomaly for the individual who wants to get information about pets, animals, etc. So, we study anomaly detection in big data searching using the Jaccard similarity coefficient. Let  $A$  and  $B$  be any two sets. Then, the Jaccard similarity coefficient [26] is defined as  $J(A, B) = \frac{|A \cap B|}{|A \cup B|}$ . It is evident from [26] that numerically,  $0 \leq J(A, B) \leq 1$ .

**Step 1:** Let us search a keyword  $x$  in Google or any other search engine, and we obtain the search space of  $x$  be  $S(x) = \{D_1, D_2, \dots, D_m\}$ . Let  $list_i, list_j$  be two sets of words in the data  $D_i, D_j$  respectively. Then, find the Jaccard similarity coefficients of  $list_i$  and  $list_j$ .

**Step 2:** In this step, we consider a threshold value, say  $\delta$  where  $0 < \delta < 1$ , and then create a list, say  $W_0$ , containing reference keywords. Reference keywords are those that one searches in a search engine to get their desired documents  $D_0$ .

Next, we find a  $\delta$ -similarity neighborhood of  $D_0$ ,  $N_\delta(D_0) = \{D_i \in S(x) \mid$

$x \in W_0, J(W_0, W_i) > \delta \}$ . Here,  $W_i$  denotes the list of words of  $D_i$ . If any data fails to be contained in  $N_\delta(D_0)$ , then it is said to be an anomaly.

In the above step, we may find some data that are semantically similar but not included in the similarity neighborhood. In such cases, we can take an iterative approach to detect the ultimate anomaly.

**Step 3:** In this step, we first construct the  $\delta$ -similarity neighborhood of  $D_0$  with a suitable value of  $\delta$ . Suppose there are  $m$ - anomalies, say  $D'_1, D'_2, \dots, D'_m$ . Then, we check  $J(W_0, W'_i), i = 1, 2, \dots, m$  and take an average of them. Let it be  $\delta_1$ . Now, we construct  $\delta_1$ -similarity neighborhood of  $D_0$  and find anomalies. Thus, repeating the process up to a finite number of times, we will get data  $D'_k$ , for some  $k$ , for which  $J(W_0, W'_k)$  will tend to zero, and in that case  $D'_k$  will be the ultimate anomaly, where  $W'_k$  denotes the list of words of  $D'_k$ .

Since big data have 5 V's—velocity, value, volume, veracity, and variety—the dynamic nature of these five characteristics, as well as time, restricts us from providing suitable examples based on the aforementioned anomaly detection algorithm. However, we are providing the Python code for our anomaly detection algorithm below. For this purpose, we use Python 3.12.4.

#### Code in Python 3.12.4. :

```
from pyspark import SparkContext, SparkConf
from pyspark.sql import SparkSession
from pyspark.sql.functions import col, udf
from pyspark.sql.types import DoubleType, ArrayType, StringType

conf = SparkConf().setAppName("JaccardSimilarity")
.setMaster("local")
sc = SparkContext(conf=conf)
```

```

spark = SparkSession(sc)
data = [ (0, [ 'machine', 'learning', 'basics']),
(1, [ 'deep', 'learning', 'neural', 'networks']),
(2, [ 'machine', 'learning', 'advanced']),
(3, [ 'statistics', 'data', 'analysis']),
(4, [ 'science', 'data', 'visualization'])
]
df = spark.createDataFrame(data, ["id", "words"])
def jaccard_similarity(list1, list2):
set1, set2 = set(list1), set(list2)
intersection = len(set1.intersection(set2))
union = len(set1.union(set2))
return float(intersection) / union
jaccard_udf = udf(jaccard_similarity, DoubleType())
reference_doc = ['machine', 'learning', 'basics']
reference_keywords = ['data', 'science', 'machine', 'learning']
delta = 0.4
broadcast_ref_doc = sc.broadcast(reference_doc)
broadcast_ref_keywords = sc.broadcast(reference_keywords)
df = df.withColumn("similarity", jaccard_udf(col("words"), spark.create
DataFrame([(reference_keywords,)], ["words"])).
select("words").first().words))
neighborhood_df = df.filter(col("similarity") > delta)
anomalies_df = df.filter(col("similarity") <= delta)
max_iterations = 10
current_delta = delta
for _ in range(max_iterations):
if anomalies_df.count() == 0:
break
avg_similarity = anomalies_df.agg("similarity":

```

```

"avg").collect()[0][0]
current_delta = avg_similarity
neighborhood_df = df.filter(col("similarity") > current_delta)
anomalies_df = df.filter(col("similarity") <= current_delta)
ultimate_anomalies = anomalies_df.collect()
print("Ultimate Anomalies:", [row.words for row in
ultimate_anomalies])
print("Final Delta:", current_delta)
sc.stop()

```

As a case study for our aforementioned anomaly detection algorithm in big data searching, we provide Python code of a case study. This case study is based on customer reviews from an e-commerce platform. For this purpose, we assume that the coder has set up HDFS and that the data is available at ‘hdfs://path/to/customer/reviews’. Below is the case study-based Python code along with the scenario of the case study:

### **Scenario**

we want to identify anomalous customer reviews in a large dataset from an e-commerce platform. This can help in detecting fake reviews or unusual patterns in the reviews.

### **Dataset**

We assume that one has a dataset of customer reviews stored in HDFS. Each review consists of an ID and a list of words.

### **Step 1: Setup Spark and Load Data:**

- (a) Initialize Spark.
- (b) Load the reviews from HDFS.
- (c) Broadcast Reference Data:



**Step 2: Broadcast Reference Data:**

Define and broadcast the reference document and keywords.

**Step 3: Calculate Initial Similarity:**

Calculate the Jaccard similarity between each review and the reference keywords.

**Step 4: Filter Initial Neighborhood and Anomalies:**

Identify the  $\delta$ -similarity neighborhood and anomalies based on the initial delta.

**Step 5: Iteratively Adjust Delta:**

Adjust delta based on the average similarity of anomalies and repeat the filtering process.

Now, we discuss the Python coding of the above-mentioned case study.

```
from pyspark import SparkContext, SparkConf
from pyspark.sql import SparkSession
from pyspark.sql.functions import col, udf
from pyspark.sql.types import DoubleType

conf = SparkConf().setAppName("NewsAnomaly
Detection").setMaster("local[*]")
sc = SparkContext(conf=conf)
spark = SparkSession(sc)

df=spark.read.json("hdfs://path/to/news/articles")
def jaccard_similarity(list1, list2):
    set1, set2 = set(list1), set(list2)
    intersection = len(set1.intersection(set2))
    union = len(set1.union(set2))
    return float(intersection) / union
```

```

jaccard_udf=udf(jaccard_similarity,DoubleType())
reference_doc = ['breaking', 'news', 'headline']
reference_keywords = ['breaking', 'news', 'headline', 'today']
delta = 0.4
broadcast_ref_doc = sc.broadcast(reference_doc)
broadcast_ref_keywords = sc.broadcast(reference_keywords)
df = df.withColumn("similarity", jaccard_udf(col("words"),
spark.createDataFrame([(reference_keywords,)], ["words"])).
select("words").first().words))
neighborhood_df = df.filter(col("similarity") > delta)
anomalies_df = df.filter(col("similarity") <= delta)
max_iterations = 10
current_delta = delta
for _ in range(max_iterations):
if anomalies_df.count() == 0:
break
avg_similarity=anomalies_df.agg("similarity": "avg").
collect()[0][0]
current_delta = avg_similarity
neighborhood_df = df.filter(col("similarity") > current_delta)
anomalies_df = df.filter(col("similarity") <= current_delta)
ultimate_anomalies = anomalies_df.collect()
print("Ultimate Anomalies:", [row['words'] for
row in ultimate_anomalies]) print("Final Delta:", current_delta)
sc.stop()

```

**Lemma 3.4.** *The collection  $\{ N_\delta(D_0) \mid 0 < \delta < 1 \}$  is nested.*

*Proof.* Let us consider real numbers  $\delta_1, \delta_2$ , where  $0 < \delta_1 < \delta_2 < 1$ . Then, we get  $J(W_0, W_i) > \delta_2$  implies that  $J(W_0, W_i) > \delta_1$ , where  $W_0, W_i$  are two lists of keywords of the data  $D_0$  and  $D_i$  respectively. Thus, for any  $i$ ,  $D_i \in N_{\delta_2}(D_0)$

implies  $D_i \in N_{\delta_1}(D_0)$ . So,  $N_{\delta_2}(D_0) \subseteq N_{\delta_1}(D_0)$ . In similar manner, for reals  $\delta_1 < \delta_2 < \delta_3 < \dots < \delta_n$ , we have  $N_{\delta_n}(D_0) \subseteq N_{\delta_{n-1}}(D_0) \subseteq N_{\delta_{n-2}}(D_0) \subseteq \dots \subseteq N_{\delta_2}(D_0) \subseteq N_{\delta_1}(D_0)$ . Hence, the collection  $\{N_\delta(D_0) \mid 0 < \delta < 1\}$  is nested.  $\square$

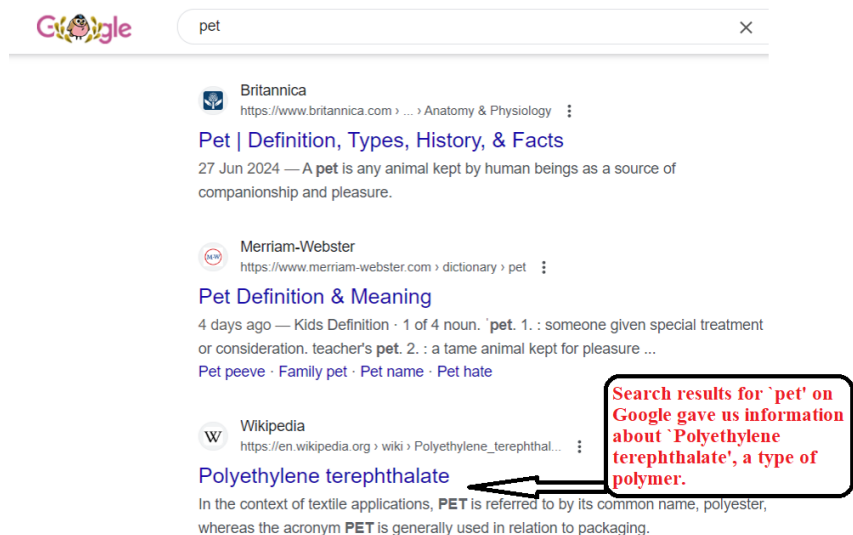


Figure 7: Search result of 'pet' on Google containing 'Polyethylene terephthalate'.

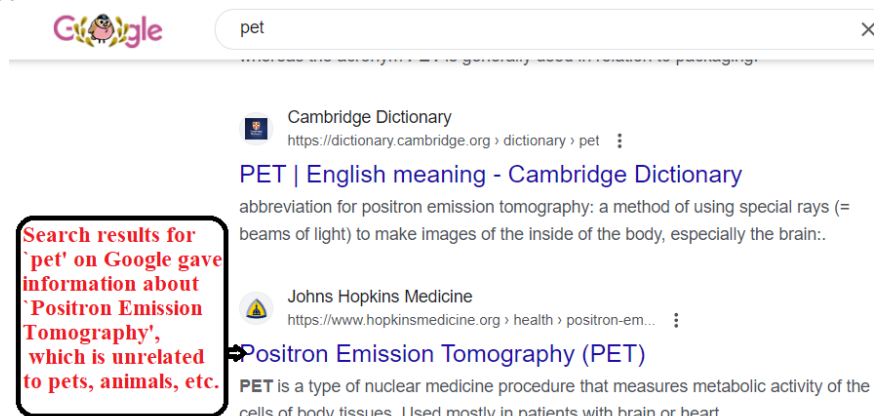


Figure 8: Search result of 'pet' on Google containing 'Positron emission tomography scan'.

### 3.5 Primal structure in big data searching:

Recently, Acharjee et al. [22] introduced a new notion named ‘primal’ in general topology. Primal is the dual structure of grill. In this section, we are going to discuss primal structure relating to big data searching in big data analytics.

From the previous sections, it is clear that in  $(B, W, S, \mathbf{R}^m)$  for a word  $x \in W$ , its search space  $S(x)$  contains all data that contains  $x$ . For example, the search space  $S(\textit{World})$  contains data related to the words ‘*World*’, ‘*World Health Organization*’, ‘*World Trade Organization*’, ‘*World Economic Forum*’, ‘*World Water Day*’, ‘*World Map*’, etc. It is noticeable that  $S(\textit{World Map}) \subseteq S(\textit{World})$ , i.e., if we consider  $x = \textit{World}$ ,  $y = \textit{Map}$ , then  $S(x \vee y) \subseteq S(x)$ . It is evident that, though in the set theory, a subset of any set contains some of the elements of the set but in the case of search space  $S(x)$ , subsets are of the type  $S(x \vee y)$ .

**Definition 3.10.** *Let  $B$  be the universe of big data. Then, the collection  $\mathcal{P} \subseteq 2^B$  is called a big data primal if it satisfies the following:*

- (i)  $B \notin \mathcal{P}$ ,
- (ii) if  $S(x) \in \mathcal{P}$  and  $S(x \vee y) \subseteq S(x)$ , then  $S(x \vee y) \in \mathcal{P}$ ,
- (iii) if  $S(x) \cap S(y) \in \mathcal{P}$ , then  $S(x) \in \mathcal{P}$  or  $S(y) \in \mathcal{P}$ .

Before going to study big data primal relative to a set of words in the universe of big data  $B$ , let us consider  $M \subseteq W$  be a subset such that  $x, y \in M$  if and only if  $x \vee y \in M$ . For example, if ‘*Big*’ and ‘*Data*’ are in  $M$ , then ‘*Big Data*’ is also in  $M$  and vice-versa. In  $(B, W, S, R)$ , we consider a collection  $\mathcal{P}_M = \{S(x) \mid x \in M\}$ . In the following part, we discuss that  $\mathcal{P}_M$  satisfies the Definition 3.10 .

**Proposition 3.2.** *Let  $M \subseteq W$  be any set of words such that  $x, y \in M$  if and only if  $x \vee y \in M$ . Then, the collection  $\mathcal{P}_M = \{S(x) \mid x \in M\}$  is big data primal (relative to  $M$ ) in the universe of big data  $B$ .*

*Proof.* (i) The first condition in the definition of big data primal is obvious.

Since the set of words  $W$  is always finite for an individual, so its subset  $M$  is also finite. Thus, it is practically impossible to have the universe of big data in  $\mathcal{P}_M$ . So,  $B \notin \mathcal{P}_M$ .

(ii) For any  $x, y \in M$ , we have  $S(x) \in \mathcal{P}_M$  and  $S(x \vee y) \subseteq S(x)$ . Since  $x, y \in M$  implies  $x \vee y \in M$ . Hence,  $S(x \vee y) \in \mathcal{P}_M$ .

(iii) Let  $S(x) \cap S(y) \in \mathcal{P}_M$ . To show that either  $S(x) \in \mathcal{P}_M$  or  $S(y) \in \mathcal{P}_M$ . Now,  $S(x) \cap S(y) \in \mathcal{P}_M$  implies  $S(x \vee y) \in \mathcal{P}_M$ . Thus, we have  $x \vee y \in M$ . It implies  $x \in M, y \in M$ . So,  $S(x) \in \mathcal{P}_M$  or  $S(y) \in \mathcal{P}_M$ .

Since  $\mathcal{P}_M$  satisfies all conditions stated in definition 3.10, hence,  $\mathcal{P}_M$  is a big data primal relative to  $M$  in the universe of big data  $B$ .

□

**Theorem 3.11.** *Let  $M, N \subseteq W$  such that  $x, y \in M, N \iff x \vee y \in M, N$ . In  $(B, W, S, R)$ , if  $\mathcal{P}_M$  and  $\mathcal{P}_N$  two big data primals relative to  $M$  and  $N$  respectively, then  $\mathcal{P}_M \cup \mathcal{P}_N$  is big data primal relative to  $M \cup N$  in the universe  $B$ .*

*Proof.* (i) Given that  $\mathcal{P}_M$  and  $\mathcal{P}_N$  be two big data primals in  $B$ . Then,  $B \notin \mathcal{P}_M$  and  $B \notin \mathcal{P}_N$ . It implies that  $B \notin \mathcal{P}_M \cup \mathcal{P}_N$ .

(ii) Again, let  $S(x) \in \mathcal{P}_M \cup \mathcal{P}_N$  and  $S(x \vee y) \subseteq S(x)$ . Now  $S(x) \in \mathcal{P}_M \cup \mathcal{P}_N$  implies  $S(x) \in \mathcal{P}_M$  or  $S(x) \in \mathcal{P}_N$ . Since  $S(x \vee y) \subseteq S(x)$ , so we have  $S(x \vee y) \in \mathcal{P}_M$  or  $S(x \vee y) \in \mathcal{P}_N$ . It implies that  $S(x \vee y) \in \mathcal{P}_M \cup \mathcal{P}_N$ .

(iii) Let  $S(x) \cap S(y) \in \mathcal{P}_M \cup \mathcal{P}_N$ . To show that  $S(x) \in \mathcal{P}_M \cup \mathcal{P}_N$  or  $S(y) \in \mathcal{P}_M \cup \mathcal{P}_N$ . Now,  $S(x) \cap S(y) \in \mathcal{P}_M \cup \mathcal{P}_N$  implies  $S(x) \cap S(y) \in \mathcal{P}_M$  or  $S(x) \cap S(y) \in \mathcal{P}_N$ . But by theorem 2.1 we have,  $S(x \vee y) = S(x) \cap S(y)$ . It implies that  $S(x \vee y) \in \mathcal{P}_M$  or  $S(x \vee y) \in \mathcal{P}_N$ . Then we have,  $x \vee y \in M$  or  $x \vee y \in N$ . So,  $x, y \in M$  or  $x, y \in N$  and thus,  $S(x) \in \mathcal{P}_M$  or

$S(x) \in \mathcal{P}_N$ . It gives  $S(x) \in \mathcal{P}_M \cup \mathcal{P}_N$ . Similarly, we can show that  $S(y) \in \mathcal{P}_M \cup \mathcal{P}_N$ . Hence,  $S(x) \in \mathcal{P}_M \cup \mathcal{P}_N$  or  $S(y) \in \mathcal{P}_M \cup \mathcal{P}_N$ .

Therefore,  $\mathcal{P}_M \cup \mathcal{P}_N$  is a big data primal relative to  $M \cup N$  in  $B$ .

□

**Corollary 3.3.** *Let  $M, N \subseteq W$  such that  $x, y \in M, N \iff x \vee y \in M, N$ .*

*Then,  $\mathcal{P}_M \cup \mathcal{P}_N = \mathcal{P}_{M \cup N}$ .*

*Proof.* We know that  $\mathcal{P}_{M \cup N} = \{S(x) \mid x \in M \cup N\}$ . Again from theorem 3.11, we have  $\mathcal{P}_M \cup \mathcal{P}_N$  is big data primal relative to  $M \cup N$ . Hence  $\mathcal{P}_M \cup \mathcal{P}_N = \{S(x) \mid x \in M \cup N\} = \mathcal{P}_{M \cup N}$ . □

## 4 Conclusion:

In this paper, we investigate hidden topological features in big data analytics that traditional topological data analysis (TDA) cannot study. We establish a preorder relation on the set of words in big data, identifying that the big data searching system operates as a preorder big data system. Utilizing this relation, we introduce new concepts and results related to the forneighborhood and afterneighborhood of words within big data. Furthermore, we propose an  $m$ -steps relation on the big data set, which helps us to derive novel topological insights into big data searching. Additionally, we introduce a new graph structure called the data directed graph (DDG) and examine some of its properties. This innovation may pave the way for new discussions on the topological features of big data. We also present a method for anomaly detection in big data searching using the Jaccard similarity coefficient.

Inspired by the concept of primal, defined by Acharjee et al. [22], we introduce a generalized version, termed as the big data primal, and explore its properties from the perspective of big data analytics. This big data primal will aid in studying proximity [27] in data. Finally, Isham [28, 29] established connections between quantum mechanics, lattice theory, and general

topology. Given our paper’s numerous links to general topology and lattice theory, it is anticipated that our results will be beneficial for future studies on big data from the perspectives of quantum mechanics and quantum computing. Moreover, it is well known that complex systems can be studied using statistical physics, and big data can be generated from these systems [30]. Therefore, our paper may also hold value for experts in complex systems and statistical physics.

**Acknowledgment** The authors are thankful to Prof. Noam Chomsky.

**Ethics.** This work did not require ethical approval from a human subject or animal welfare committee.

**Data accessibility.** This article has no additional data.

**Declaration of AI use.** We have not used AI-assisted technologies in creating this article.

**Conflict of interest declaration.** We declare we have no competing interests.

**Funding.** No funding has been received for this article.

## References

- [1] Taylor, P. (2022). Amount of data created, consumed, and stored 2010-2020, with forecasts to 2025. Statista. Available online: <https://www.statista.com/statistics/871513/worldwide-data-created/> (accessed on 24 October 2023).
- [2] Shaikh, T. A., Ali, R. (2016, December). Quantum computing in big data analytics: A survey. In 2016 IEEE international confer-

- ence on computer and information technology (CIT) (pp. 112-115).  
IEEE.DOI:10.1109/CIT.2016.79
- [3] Rebentrost, P., Mohseni, M., Lloyd, S. (2014). Quantum support vector machine for big data classification. *Physical review letters*, 113(13),130503.<https://doi.org/10.1103/PhysRevLett.113.130503>
- [4] Wang, Y. (2022). When quantum computation meets data science: Making data science quantum. *Harvard Data Science Review*, 4(1), 1-40. doi:10.1162/99608f92.ef5d8928
- [5] Cox, M., Ellsworth, D. (1997, August). Managing big data for scientific visualization. In *ACM Siggraph* (Vol. 97, No. 1, pp. 21-38). MRJ/NASA Ames Research Center.
- [6] Chen CLP, Zhang CY. Data intensive applications, challenges, techniques, and technologies:A survey on Big Data. *Information Sciences*. 2014, 275, 314–347.DOI:10.1016/j.ins.2014.01.015
- [7] Balusamy, B., Kadry, S., Gandomi, A. H. (2021). *Big Data: Concepts, Technology, and Architecture*. John Wiley and Sons.ISBN: 978-1-119-70182-8
- [8] Acharjee, S. (2022). Secret sharing scheme in defense and big data analytics. *Noise Filtering for Big Data Analytics*, 12, 27.
- [9] Machado, H., Granja, R., Machado, H., Granja, R. (2020). DNA databases and big data. *Forensic genetics in the governance of crime*, 57-70.DOI:10.1007/978-981-15-2429-55
- [10] Khan, N., Alsaqer, M., Shah, H., Badsha, G., Abbasi, A. A., Salehian, S. (2018, March). The 10 Vs, issues and challenges of big data. In *Proceedings of the 2018 international conference on big data and education* (pp. 52-56).DOI:10.1145/3206157.3206166



- [11] Knudson K. Topology looks for the patterns inside big data, (<https://theconversation.com/topology-looks-for-the-patterns-inside-big-data-39554> (browsed on 06. 04. 2024))
- [12] Snášel, V., Nowaková, J., Xhafa, F., Barolli, L. (2017). Geometrical and topological approaches to Big Data. *Future Generation Computer Systems*, 67, 286-296.<https://doi.org/10.1016/j.future.2016.06.005>
- [13] Chazal, F., Michel, B. (2021). An Introduction to Topological Data Analysis: Fundamental and Practical Aspects for Data Scientists. *Frontiers in Artificial Intelligence*, 4, 667963. <https://doi.org/10.3389/frai.2021.667963>
- [14] Carlsson, G. (2009). Topology and data. *Bulletin of the American Mathematical Society*, 46(2), 255-308.DOI:10.1090/S0273-0979-09-01249-X.
- [15] Ghrist, R. (2008). Barcodes: the persistent topology of data. *Bulletin of the American Mathematical Society*, 45(1), 61-75.DOI:10.1090/S0273-0979-07-01191-3
- [16] Offroy, M., Duponchel, L. (2016). Topological data analysis: A promising big data exploration tool in biology, analytical chemistry and physical chemistry. *Analytica chimica acta*, 910, 1-11.DOI: 10.1016/j.aca.2015.12.037
- [17] Boyd, E. A., Lazar, K. B., Moysey, S. (2024). Big data to support geoscience recruitment: Novel adoption of topological data analysis in geoscience education. *Bulletin*, 136(3-4), 1458-1468.<https://doi.org/10.1130/B36889.1>
- [18] Wu, W. Z., Zhang, W. X. (2002). Neighborhood operator systems and approximations. *Information sciences*, 144(1-4), 201-217.DOI:10.1016/S0020-0255(02)00180-9

- [19] Allam, A. A., Bakeir, M. Y., Abo-Tabl, E. A. (2008). Some methods for generating topologies by relations. *Bulletin of the Malaysian Mathematical Sciences Society. Second Series*, 31(1), 35-45.
- [20] Sun, Z., Wang, P. P. (2017). A mathematical foundation of big data. *New Mathematics and Natural Computation*, 13(02), 83-99.<https://doi.org/10.1142/S1793005717400014>
- [21] Sun, Z. (2022). A mathematical theory of big data. *Journal of Computer Science Research*, 4(2), 13-23.<https://doi.org/10.30564/jcsr.v4i2.4646>
- [22] S. Acharjee, M. Ozkoc, F. Y. Issaka, Primal topological spaces, " ArXiv, 2022. <https://doi.org/10.48550/arXiv.2209.12676>
- [23] Yao, Y. Y. (2006). Neighborhood systems and approximate retrieval. *Information Sciences*, 176(23), 3431-3452.<https://doi.org/10.1016/j.ins.2006.02.002>
- [24] Rahman, M. S. (2017). *Basic graph theory (Vol. 9)*. India: Springer.
- [25] Imrich, W., Peterin, I. (2018). Cartesian products of directed graphs with loops. *Discrete mathematics*, 341(5), 1336-1343.<https://doi.org/10.1016/j.disc.2018.01.021>
- [26] Niwattanakul, S., Singthongchai, J., Naenudorn, E., Wanapu, S. (2013, March). Using of Jaccard coefficient for keywords similarity. In *Proceedings of the international multiconference of engineers and computer scientists (Vol. 1, No. 6, pp. 380-384)*.
- [27] Al-Omari, A., Ozcog, M., Acharjee, S. (2023). Primal-proximity spaces. arXiv preprint [arXiv:2306.07977](https://arxiv.org/abs/2306.07977).
- [28] Isham, C. J. (1989). Quantum topology and quantisation on the lattice of topologies. *Classical and Quantum Gravity*, 6(11), 1509.[DOI 10.1088/0264-9381/6/11/007](https://doi.org/10.1088/0264-9381/6/11/007)

- [29] Isham, C. J. (1990). An introduction to general topology and quantum topology. In *Physics, Geometry and Topology* (pp. 129-189). Boston, MA: Springer US.[https://doi.org/10.1007/978-1-4615-3802-8\\_5](https://doi.org/10.1007/978-1-4615-3802-8_5)
- [30] Hassanien, A. E., Azar, A. T., Snasael, V., Kacprzyk, J., Abawajy, J. H. (2015). Big data in complex systems. In *SBD* (Vol. 9). Berlin/Heidelberg, Germany: Springer.[DOI:10.1007/978-3-319-11056-1](https://doi.org/10.1007/978-3-319-11056-1)
- [31] Rajeswari, S., Suthendran, K., Rajakumar, K., Arumugam, S. (2017). An overview of the MapReduce model. In *Theoretical Computer Science and Discrete Mathematics: First International Conference, ICTCSDM 2016, Krishnankoil, India, December 19-21, 2016, Revised Selected Papers 1* (pp. 312-317). Springer International Publishing, [DOI:10.1007/978-3-319-64419-640](https://doi.org/10.1007/978-3-319-64419-640)
- [32] Kolb, L., Thor, A., Rahm, E. (2010). Parallel sorted neighborhood blocking with MapReduce. arXiv preprint [arXiv:1010.3053](https://arxiv.org/abs/1010.3053).
- [33] Adoni, W. Y. H., Nahhal, T., Aghezzaf, B., Elbyed, A. (2018). The MapReduce-based approach to improve the shortest path computation in large-scale road networks: the case of A\* algorithm. *Journal of Big Data*, 5(1), 1-24.<https://doi.org/10.1186/s40537-018-0125-8>
- [34] Ristovska, D., Sekuloski, P. (2019). MAPPER ALGORITHM AND IT'S APPLICATIONS. *Mathematical Modeling*, 3(3), 79-82.
- [35] Wang, Z., Song, Y., Zhang, C. (2008). Transferred dimensionality reduction. In *Machine Learning and Knowledge Discovery in Databases: European Conference, ECML PKDD 2008, Antwerp, Belgium, September 15-19, 2008, Proceedings, Part II 19* (pp. 550-565). Springer Berlin Heidelberg.[DOI:10.1007/978-3-540-87481-2\\_36](https://doi.org/10.1007/978-3-540-87481-2_36)
- [36] Nakahara, M. (2018). *Geometry, topology and physics*. CRC press.<https://doi.org/10.1201/9781315275826>

- [37] Roscoe, A.W. (1991). Topology, computer science and the mathematics of convergence, *Topology and Category Theory in Computer Science*, OUP.
- [38] Brown, I. D. (2002). Topology and chemistry. *Structural Chemistry*, 13, 339-355. <https://doi.org/10.1023/A:1015872125545>
- [39] Chichilnisky, G. (1993). Topology and economics: the contribution of Stephen Smale. In *From Topology to Computation: Proceedings of the Smalefest* (pp. 147-161). New York, NY: Springer US. [https://doi.org/10.1007/978-1-4612-2740-3\\_15](https://doi.org/10.1007/978-1-4612-2740-3_15)
- [40] Stolz, B. (2014). Computational topology in neuroscience. Master's thesis (University of Oxford, 2014).
- [41] Blevins, A. S., Bassett, D. S. (2021). Topology in biology. In *Handbook of the Mathematics of the Arts and Sciences* (pp. 2073-2095). Cham: Springer International Publishing. [https://doi.org/10.1007/978-3-319-57072-3\\_87](https://doi.org/10.1007/978-3-319-57072-3_87)
- [42] Nedelevskaya, I. G. (2021). The social topology of science in national and transnational contexts: the case of social sciences. DOI:10.1177/0011392113499739
- [43] Machado, H., Granja, R., Machado, H., Granja, R. (2020). DNA databases and big data. *Forensic genetics in the governance of crime*, 57-70. DOI:10.1007/978-981-15-2429-55
- [44] Barnes, T. J., Wilson, M. W. (2014). Big data, social physics, and spatial analysis: The early years. *Big Data Society*, 1(1), 2053951714535365. <https://doi.org/10.1177/2053951714535365>
- [45] Erikstad, S. O. (2017). Merging physics, big data analytics and simulation for the next-generation digital twins. *High-performance marine vehicles*, 141-151.

- [46] Hatfield, P. W., Gaffney, J. A., Anderson, G. J., Ali, S., Antonelli, L., Bařeřmez du Pree, S., Williams, B. (2021). The data-driven future of high-energy-density physics. *Nature*, 593(7859), 351-361.doi: 10.1038/s41586-021-03382-w.
- [47] Coveney, P. V., Dougherty, E. R., Highfield, R. R. (2016). Big data need big theory too. *Philosophical Transactions of the Royal Society A: Mathematical, Physical and Engineering Sciences*, 374(2080), 20160153, <https://doi.org/10.1098/rsta.2016.0153>.
- [48] Succi, S., Coveney, P. V. (2019). Big data: the end of the scientific method?. *Philosophical Transactions of the Royal Society A*, 377(2142), 20180145,<https://doi.org/10.1098/rsta.2018.0145>.