

Stochastic Axion-like Curvaton: *Non-Gaussianity and Primordial Black Holes Without Large Power Spectrum*

Chao Chen,^{a,b} Anish Ghoshal,^c Gianmassimo Tasinato,^{d,e} Eemeli Tomberg^{f,g}

^aDepartment of Physics, School of Science,
Jiangsu University of Science and Technology, Zhenjiang, 212003, China

^bJockey Club Institute for Advanced Study,
The Hong Kong University of Science and Technology, Hong Kong, China

^cInstitute of Theoretical Physics, Faculty of Physics,
University of Warsaw, ul. Pasteura 5, 02-093 Warsaw, Poland

^dPhysics Department, Swansea University, SA28PP, United Kingdom

^eDipartimento di Fisica e Astronomia, Università di Bologna, and
INFN, Sezione di Bologna, I.S. FLAG, viale B. Pichat 6/2, 40127 Bologna, Italy

^fLaboratory of High Energy and Computational Physics, NICPB,
Rävala pst. 10, Tallinn, 10143, Estonia

^gConsortium for Fundamental Physics, Physics Department, Lancaster University,
Lancaster LA1 4YB, United Kingdom

E-mail: chaochen012@gmail.com, anish.ghoshal@fuw.edu.pl,
g.tasinato2208.at@gmail.com, e.tomberg@lancaster.ac.uk

Abstract. We discuss a mechanism of primordial black hole (PBH) formation that does not require specific features in the inflationary potential, revisiting previous literature. In this mechanism, a light spectator field evolves stochastically during inflation and remains subdominant during the post-inflationary era. Even though the curvature power spectrum stays small at all scales, rare perturbations of the field probe a local maximum in its potential, leading to non-Gaussian tails in the distribution of curvature fluctuations, and to copious PBH production. For a concrete axion-like particle (ALP) scenario we analytically determine the distribution of the compaction function for perturbations, showing that it is characterized by a heavy tail, which produces an extended PBH mass distribution. We find the ALP mass and decay constant to be correlated with the PBH mass, for instance, an ALP with a mass $m_a = 5.4 \times 10^{14}$ eV and a decay constant $f_a = 4.6 \times 10^{-5} M_{\text{Pl}}$ can lead to PBHs of mass $M_{\text{PBH}} = 10^{21}$ g as the entire dark matter (DM) of the universe, and is testable in future PBH observations via lensing in the NGRST and mergers detectable in the LISA and ET gravitational wave detectors. We then extend our analysis to mixed ALP and PBH dark matter and Higgs-like spectator fields. We find that PBHs cluster strongly over all cosmological scales, clashing with CMB isocurvature bounds. We argue that this problem is shared by all PBH production from inflationary models that depend solely on large non-Gaussianity without a peak in the curvature power spectrum and discuss possible remedies.

Contents

1	Introduction	1
2	Primordial black holes and curvaton models	3
3	Axion-like fields	8
4	Analytical solution for axion-like particles	9
4.1	Near the hilltop	10
4.2	Away from the hilltop	12
4.3	Compaction function distribution	15
4.4	Comments on the approximations made	16
5	Benchmark points for PBH production	17
5.1	PBH mass and abundance	17
5.2	Fitting the parameters	19
5.3	PBH mass spectra	21
5.4	Estimate of fine-tuning	21
6	Extensions of the analysis	23
6.1	Mixed PBH and ALP dark matter	23
6.2	Higgs-like models	25
6.3	PBH Clustering	26
7	Discussion and Conclusions	29
A	Compaction function distribution at small \mathcal{C}_l	31
B	PBHs from a general hilltop curvaton	32
C	Probability distribution of the curvature perturbation	34

1 Introduction

The phenomenon of cosmic inflation predicts the existence of primordial curvature perturbations, explaining the origin of the temperature fluctuations in the cosmic microwave background radiation (CMBR) and the large-scale structure (LSS) formation in the Universe. We know that the primordial curvature perturbation ζ is already present when the large cosmological scales enter the Hubble horizon in the early Universe. But when it is outside the Hubble horizon, the Fourier components ζ_k (k being the wavenumber) become time-independent, setting initial conditions for the CMB and LSS formation in the Universe. Usually the vacuum fluctuations of a scalar (or vector [1]) field are generated ζ_k when they exit the horizon during cosmic inflation (that is, when $k = aH \equiv \dot{a}$ where $a(t)$ is the scale factor of the FLRW metric). This scalar field can either be the inflaton itself, as is the case for the single-field inflation, or it can be a spectator field, like in the case of the well-known curvaton scenario [2–7]. In the latter, the curvaton’s contribution to the energy budget of the

Universe is usually negligible during inflation, and ζ is generated only after inflation, when the curvaton component becomes important.

From the observations of the CMB scale [8], the amplitude of typical curvature perturbations is of the order 10^{-5} compared to the homogeneous background, while larger curvature perturbations may exist at smaller scales and may lead to high-density regions that collapse to primordial black holes (PBHs), see e.g., [9–28]. PBHs may contribute to supermassive black holes [29, 30] and the stellar-mass black hole merger events observed by gravitational wave (GW) detectors [31, 32]. The formation of stellar mass PBHs may induce GW signatures that fall within the reach of current Pulsar Timing Array (PTA) experiments (see e.g., [33–41]), in the nano-Hz frequency range, where PTA experiments (NANOGrav [42], CPTA [43], PPTA [44], EPTA [45], etc.) recently reported evidence for a stochastic common process. At larger frequencies, LISA [46] would be able to observe the imprints of asteroid mass PBH formation (see e.g., [47–50]). These PBHs, with masses of 10^{17-23} g, are a favorable candidate for dark matter (DM) [51–54].

In single-field inflation, large curvature perturbations are generated when the inflaton rolls through a flat Section of its potential in so-called ultra-slow-roll inflation, see e.g., [55–58]. These scenarios typically involve a lot of fine-tuning, as discussed in detail in [59], first to obtain a peak in the curvature power spectrum of order 10^{-2} and then to adjust the peak for exactly the desired PBH abundance. In recent years, it has been shown that curvaton models¹ can also produce large perturbations responsible for PBH generation [62–76].

In this paper, we will investigate a mechanism involving a light curvaton field or spectator field in general. The spectator field or the curvaton field may have a variety of microscopic origins and field theoretical properties since they are generic in various high-energy physics frameworks such as supersymmetry (SUSY), supergravity (SUGRA), grand unified theories (GUT), string theory, extra-dimensional models, etc [77]. Because the spectator field is light, the exact shape of its potential is somewhat irrelevant for its inflationary evolution, during which the field fluctuations are dominated by its quantum fluctuations. This evolution we will encapture in non-perturbative framework by a stochastic computation. However, the potential becomes relevant after inflation, when the field starts to evolve classically. Eventually, the curvaton decays, transferring its fluctuations into curvature perturbations. In our setup, the typical curvature perturbations produced this way are small, below the observed CMB amplitude, which we assume to originate from other fields. However, in rare regions of space, the spectator’s inflationary motion leaves it in a flat section of its potential, leading to a significant change in the local expansion history before decay and a strong curvature fluctuation. PBHs are produced later, when these fluctuations re-enter inside the Hubble radius and collapse gravitationally.

The observed primordial perturbations follow a Gaussian distribution to a high accuracy [78]. However, PBHs form from strong, rare fluctuations far in the tail of the distribution, where non-Gaussianities may be important, see e.g., [79–81]. Some non-Gaussianity arises from the transformation between the curvature perturbations and the PBH-forming density perturbations, see e.g. [82–84]; some non-Gaussianity may be already present in the primordial curvature perturbations. Primordial non-Gaussianity is also present in the curvaton scenario [85–99], and it is usually treated perturbatively, described by the local non-Gaussianity parameter f_{NL} and its higher-order counterparts. They describe small deviations from Gaussianity. As mentioned above, we do not have a peak in the curvature power spectrum, so

¹Also dynamics of spectator fields like the waterfall during hybrid inflation may lead to significant PBH formation Refs. [60, 61].

the PBH-forming perturbations must be far from Gaussian. For this reason, we solve the non-Gaussianities non-perturbatively, using the $\delta\mathcal{N}$ formalism [100–103], without resorting to an f_{NL} expansion.

In [104–107], the authors considered a similar PBH production mechanism. However in their setup, the curvaton dominates over radiation in the PBH-forming patches, whereas we will see that even a sub-dominant curvaton may be enough for PBH formation. We obtain an analytical formula for the PBH density, depending on a few key parameters of our example model. We also show how phase transitions can introduce a natural lower cutoff in the PBH mass spectrum, and the clustering of PBHs formed through such mechanisms is also discussed.

As a specific example, we study an axion-like particle (ALP) as the curvaton [63, 66, 70, 99], with a sinusoidal potential whose maxima can produce PBHs through the above-described mechanism. The axion-like field is the angular component ϑ of a generic complex scalar field $\Phi = \varphi e^{i\vartheta}$ charged under a $U(1)_{PQ}$ symmetry. Historically, the so-called Peccei-Quinn (PQ) mechanism [108, 109] (for reviews, see [110–116]) was developed to address the strong CP problem of quantum chromodynamics (QCD). It predicts the existence of a light pseudo-Nambu-Goldstone boson, the famous QCD axion [117, 118]. Non-perturbative effects generate a mass for the QCD axion which must be less than $\mathcal{O}(10)$ meV to satisfy the current astrophysical observational bounds [119–121]. Going beyond QCD, axion-like particles arise in string theory [122] and can solve other open questions in the Standard Model of particle physics (SM) such as the hierarchy problem [123], be responsible for non-thermal dark matter (DM) via vacuum misalignment mechanism [124–126], and may also account for the dark energy of the Universe [127–130] and lead to baryogenesis as a solution to the matter antimatter asymmetry puzzle [131, 132]. It has also been recently considered in the context of axion-driven kination which is like a stiff equation of state in pre-BBN era [133–137].

The paper is organized as follows: In Section 2, we discuss PBH formation in curvaton scenario and the curvaton’s dynamics during and after inflation. In Section 3, we discuss the ALP model, and in Section 4, we develop the analytical treatment of the ALP curvaton dynamics. In Section 5, we discuss the parameter space through benchmark points. Section 6 is reserved for extended scenarios and PBH clustering, and Section 7 contains a discussion and conclusions. Unless otherwise noted, we use natural units with $c = \hbar = k_B = M_{\text{Pl}} = 1$.

2 Primordial black holes and curvaton models

The curvaton is a scalar field that is subdominant during inflation but contributes to curvature perturbations after inflation has ended. The curvaton scenario was introduced in [2–4] to ‘liberate’ the inflaton field from being responsible for producing curvature fluctuations at large CMB scales (see e.g., [138]). Curvaton models enlarge the set of inflationary scenarios whose predictions are compatible with data, and improve fine-tuning issues affecting several inflationary setups. Moreover, after their introduction, these models led to the development of several interesting ideas based on the dynamics of spectator fields during inflation (see e.g., [139] for a review).

A perspective related to the curvaton mechanism has been recently developed in [105, 106] in the context of PBH model building (see also [104, 140, 141] for related constructions). The authors consider inflationary models where the dynamics of a spectator field during

inflation leads to controllable PBH production in the early Universe, with reduced fine-tuning in the parameters. This favourable condition can be obtained by exploiting the strong non-Gaussian tails of curvature perturbations, induced by the spectator field dynamics after inflation ends.

In this Section, we describe the ideas at the basis of the PBH-curvaton scenario of [104–107], focusing on the dynamics of cosmological perturbations. The perturbations in the curvaton field, created during inflation, are translated into curvature perturbations after inflation ends. Calculations can be carried out in a transparent way by means of the $\delta\mathcal{N}$ approach [100]. Different parts of the Universe expand by different amounts, as the curvaton field—denoted by $\psi(x)$ —rolls through its potential towards a final hypersurface of fixed energy density. If the potential has localised features, the small-scale curvature perturbations arising around the features get amplified, acquiring pronounced non-Gaussian statistics. This leads to PBH formation at small scales. We aim to build a curvaton PBH scenario where the effects of the curvaton ψ are negligible at large cosmic scales, hence CMB and LSS observations are not affected.

Following [105, 106], we start by considering our observable Universe at a very early time, when its size is of the order of the Hubble radius. We measure time during inflation in terms of e-folds of expansion, call them N , normalized so that at this initial time $N = 0$. We denote the (average) curvaton field value in our Hubble patch at this initial time with ψ_0 .

As time proceeds forward, cosmic expansion stretches the patch that corresponds to our observed Universe: soon it covers many Hubble-sized sub-regions. Each of these regions can be treated as a “separate Universe” [102] with its own, locally homogeneous field value. In each patch, the curvaton’s classical motion is frozen, due to the Hubble friction associated to the background expansion. However, the curvaton field experiences stochastic-type diffusion, due to new modes constantly produced by quantum effects of the Universe’s expansion (see e.g. [142]). During inflation, the local curvaton ψ then follows a stochastic equation of motion

$$d\psi = \sigma_N \sqrt{dN} \xi_N, \quad \sigma_N \equiv \frac{H_*}{2\pi}, \quad \langle \xi_N \xi_{N'} \rangle = \delta(N - N'), \quad (2.1)$$

where H_* is the Hubble parameter during inflation, which we take to be approximately constant², while ξ_N is a white, Gaussian noise controlled by the quantum effects mentioned above. Assuming inflation is driven by a single field separate from the curvaton, CMB results on the tensor-to-scalar ratio $8P_T/P_\zeta < 0.036$ and scalar power spectrum $A_s \approx 2.1 \times 10^{-9}$ [143, 144] imply

$$H_* < H_{\max} = 4.7 \times 10^{13} \text{ GeV}. \quad (2.2)$$

Solving Eq. (2.1), we deduce that the curvaton field in a given Hubble patch at time N obeys a Gaussian probability distribution

$$P(\psi, N) = \frac{1}{\sqrt{2\pi}\Sigma_N} e^{-\frac{(\psi-\psi_0)^2}{2\Sigma_N^2}}, \quad \Sigma_N^2 \equiv \int_0^N dN' \sigma_{N'}^2 = \frac{H_*^2}{4\pi^2} N. \quad (2.3)$$

²In [105–107], the Hubble parameter has a mild scale dependence during inflation, compatible with the CMB spectral tilt. We expect such a scale dependence to only have a small effect in our considerations, hence for simplicity we omit it.

Equation (2.3) can be interpreted as the probability distribution for the coarse-grained curvaton ψ containing all Fourier modes up to a scale $k \propto e^N H_*$ [145]. In position space³, ψ represents the average of the field in a patch of comoving size r . These scales are related by

$$d \ln r = -d \ln k = -dN, \quad r = \frac{1}{k} = \frac{1}{k_*} e^{N_* - N}. \quad (2.4)$$

We fix the proportionality at the CMB pivot scale $k_* = 0.05 \text{ Mpc}^{-1}$. Taking the comoving size of the observable Universe to be the inverse of the Hubble parameter today, and choosing $H_0 = 70 \text{ km/s/Mpc}$, we obtain $N_* \approx \ln k_*/H_0 \approx 5$. Below, we use the quantities N , k , and r interchangeably without ambiguities. Each scale also corresponds to a specific PBH mass, as we will discuss in Section 5.1.

Hubble friction freezes the curvaton perturbations after they leave the Hubble horizon. We denote the frozen super-horizon value of the curvaton field by $\tilde{\psi}$. Coarse-grained over a distance r , its probability distribution $P(\tilde{\psi}, r)$ is given by Eq. (2.3) with the identification (2.4). Curvaton perturbations start to evolve again during the post-inflationary radiation-dominated epoch. In [104–107], the authors consider a scenario where the curvaton briefly becomes the dominant energy density component. In our work, instead, we focus on scenarios where the curvaton contribution to energy density is *always subdominant* with respect to radiation. There maybe several instances where such a sub-dominant curvaton or spectator field could be interesting: firstly it does not decay this may remain itself as the dominant component the dark matter of the Universe [147, 148]. Moreover sub-dominant curvaton naturally leads to larger non-Gaussian tails which means significant PBH formation at small scales [87]. Finally there are several well motivated particle physics based scenarios where the inflationary reheating is left over with sub-dominant energy density in the dark sector (assuming inflationary reheating transfers its energy density into visible sector), (see Ref. [149] and references there-in). Nevertheless, even when this condition is satisfied, its impact on the expansion of the Universe becomes non-negligible during radiation domination. During this post-inflationary epoch, we denote with N_p the expansion e-folds (setting $N_p = 0$ at $\rho_r = \rho_{\text{dec}}$, see below); the equations of motion governing the curvaton evolution are

$$\psi'' + \left[\left(3 - \frac{1}{2} \psi'^2 \right) - \frac{2}{3} \frac{\rho_r}{H^2} \right] \psi' + \frac{V'}{H^2} = 0, \quad H^2 = \frac{V + \rho_r}{3 - \frac{1}{2} \psi'^2}, \quad \rho_r = \rho_{\text{dec}} e^{-4N_p}, \quad (2.5)$$

where a prime denotes a derivative with respect to N_p , and ρ_r is the radiation energy density⁴. The evolution of the curvaton field and its energy density depends on the curvaton potential $V(\psi)$. We solve these equations starting from a given curvaton value with vanishing initial velocity. We follow the system evolution up to a hypersurface of constant total energy density, $\rho = \rho_{\text{dec}}$, corresponding to the stage of curvaton decay. The e-fold number when the process completes is given by a function $\tilde{N}(\tilde{\psi})$, relating each initial, perturbed curvaton value $\tilde{\psi}$ to an e-fold value \tilde{N} . The $\delta\mathcal{N}$ formalism connects the curvature perturbation in a patch of space to $\tilde{\psi}$ as [100–103]

$$\zeta = \tilde{N}(\tilde{\psi}) - \bar{N}, \quad \bar{N} \approx \tilde{N}(\psi_0). \quad (2.6)$$

³To obtain the white-noise stochastic equations (2.1), the coarse graining is performed in terms of a step function in Fourier space. In real space, the corresponding window function oscillates with a decaying amplitude. We omit this complication for simplicity and make the identification $r = 1/k$. For a more accurate treatment, see e.g. [146].

⁴In [105–107], the ψ' dependence in the H^2 term is neglected. For completeness, we include its contribution in our analysis.

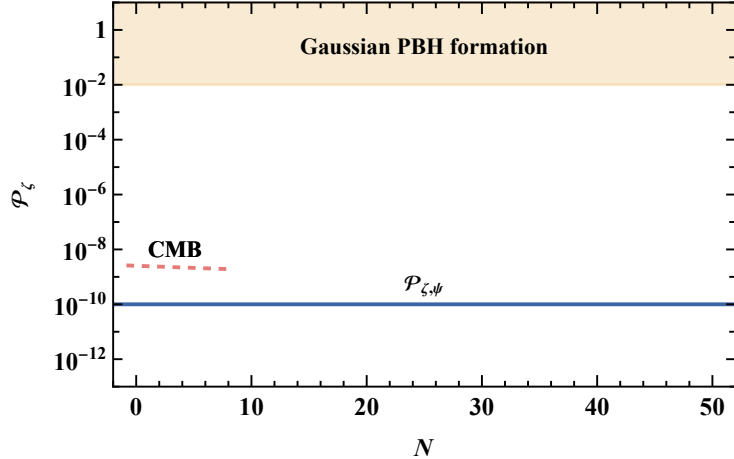


Figure 1. The curvaton power spectrum contribution (2.7) for model A from Table 1 (blue), compared to the CMB observations [143] (dashed red) and the Gaussian PBH formation threshold of $\mathcal{P}_\zeta \sim 10^{-2}$ (shaded).

For a coarse-grained ψ , we interpret the quantity ζ above as a coarse-grained curvature perturbation.⁵

In the limit of small, linear perturbations, we can Taylor expand Eq. (2.6) around the value $\tilde{\psi} = \psi_0$, obtaining⁶ $\zeta \approx \tilde{N}_{\psi_0} \delta\tilde{\psi}$. The curvature power spectrum associated with the curvaton field is then

$$\mathcal{P}_{\zeta,\psi}(k) = \mathcal{P}_\psi(k) \tilde{N}_{\psi_0}^2 = \frac{H^2(k)}{4\pi^2} \tilde{N}_{\psi_0}^2, \quad (2.7)$$

where in the second equality we use the curvaton statistics arising from the process (2.1). Hence, the properties of the curvature power spectrum depend on the first derivative of the e-fold number along the direction of the curvaton in field space. Note that the power spectrum is scale-independent due to the scale-independence of Eq. (2.1). We make it subdominant to the inflaton contribution, so it does not affect the CMB constraints. See Fig. 1 for a pictorial representation of the situation we are considering.

Conventionally, an analysis of PBH formation is developed in terms of conditions on the power spectrum \mathcal{P}_ζ , demanding that it becomes larger than a threshold of order 10^{-2} at small scales, where the scale is related to the PBH mass, see e.g., [56]. Since PBHs form from large fluctuations in the distribution’s tails, non-Gaussianities are often important; a more careful analyses sometimes work with the local value of the curvature perturbation ζ computed beyond Gaussian order, see e.g., [151]. However, it has been argued [152] that one should consider only the local value of ζ , subtracting the effect of long-wavelength modes, since these do not affect the gravitational collapse. In [105], the authors took this route and considered an “inner” perturbation in ζ on top of the local background. We follow the same route, but we connect the “inner” perturbation to the perturbation *compaction function*.

⁵For coarse-grained, super-Hubble quantities, it would arguably be more accurate to make a comparison to the average \tilde{N} that the field takes in all the Hubble-sized sub-patches, see e.g., [150]. However, this complicates the computation considerably, and we prefer not to follow this route.

⁶We use lower indices to indicate derivatives, so that $N_{\tilde{\psi}} \equiv dN/d\tilde{\psi}$, and, in a slight abuse of notation, $\tilde{N}_{\psi_0} \equiv \left(dN/d\tilde{\psi} \right) \Big|_{\tilde{\psi}=\psi_0}$.

Numerical studies show that PBH formation is best estimated in terms of the perturbation compaction function [153–155], the mass excess inside a region of space divided by the radius:

$$\mathcal{C} \equiv \frac{2\delta M}{R}. \quad (2.8)$$

If this quantity is of order one, the mass is sufficiently concentrated (essentially, inside the corresponding Schwarzschild radius) for a black hole to form. In the super-Hubble limit, assuming spherical symmetry, the compaction function can be written in terms of the radial derivative of the curvature perturbation,

$$\mathcal{C} = \frac{2}{3} \left[1 - \left(1 + \frac{d\zeta(r)}{d \ln r} \right)^2 \right]. \quad (2.9)$$

The collapse threshold is $\mathcal{C}_{\text{th}} \approx 0.4$ (we neglect, for simplicity, the shape-dependence of the threshold). For convenience, we define the “linear” (and rescaled) compaction $\mathcal{C}_l \equiv d\zeta(r)/d \ln r$; the collapse criterion can equivalently be written as $\mathcal{C}_l < \mathcal{C}_{l,\text{th}} \approx -0.37$.

To estimate the radial derivative in Eq. (2.9), we consider e-fold variations of order one, the typical time-scale of evolution during inflation, and thus set $|dN| = d \ln r = 1$. Using the $\delta\mathcal{N}$ approach, we compute $d\zeta \approx \tilde{N}_\psi d\tilde{\psi}$, see Eq. (2.6), where $d\tilde{\psi}$ has a Gaussian distribution with zero mean and variance σ_N^2 , as per Eq. (2.1). The derivative \tilde{N}_ψ depends on the local value of $\tilde{\psi}$. Hence, to build a probability distribution for \mathcal{C}_l , we integrate over all possible values of the local curvaton field [105]:

$$P(\mathcal{C}_l, r) = \int d\tilde{\psi} P(\tilde{\psi}, r) \frac{1}{\sqrt{2\pi}\sigma_r |\tilde{N}_\psi|} e^{-\frac{\mathcal{C}_l^2}{2\sigma_r^2 \tilde{N}_\psi^2}}. \quad (2.10)$$

The result is, in general, non-Gaussian in \mathcal{C}_l . Such non-Gaussianity plays an important role in our analysis. To obtain the PBH abundance, denoted with β , we integrate the distribution over the collapse region $\mathcal{C}_l < \mathcal{C}_{l,\text{th}}$:

$$\beta_N = \int_{-\infty}^{\mathcal{C}_{l,\text{th}}} d\mathcal{C}_l P(\mathcal{C}_l, N). \quad (2.11)$$

This is sensitive to the non-Gaussian tails of the probability function $P(\mathcal{C}_l, N)$.

These are the general formulas we use below to study example models. The scale-dependence of the perturbations is important: the models must both produce PBHs at small scales and at the same time not violate the CMB constraints at large scales. To see how this is possible with the distribution (2.10), note that if the variance \tilde{N}_ψ^2 is large, high values of $|\mathcal{C}_l|$ become likely, triggering PBH production. As we will see below, \tilde{N}_ψ grows near a local hilltop in the curvaton potential. With the correct initial conditions, the probability distribution $P(\tilde{\psi}, r)$ supports such field values only for small r , leaving large scales and the CMB untouched. We also need to avoid generating too many small-mass PBHs, which would lead to an excessive amount of Hawking radiation and violate the Big Bang Nucleosynthesis bounds, see e.g., [156]. Below, we will see how to address these issues, and restrict the PBHs into a specific mass window, such as the asteroid mass scale.

3 Axion-like fields

As our example model, we consider cosmological aspects of ALPs (see e.g., [114] for a review) as curvaton candidate. An ALP arises from a complex scalar field Φ , whose potential only depends on the modulus $|\Phi|$. At some high energy scale denoted by f_a , the potential develops a minimum at $|\Phi| = f_a$, and the $U(1)$ symmetry related to the phase shifts of Φ (called the Peccei–Quinn symmetry) is spontaneously broken.⁷ We decompose the field as

$$\Phi(x) = \frac{1}{\sqrt{2}} [f_a + \sigma(x)] e^{i\psi(x)/f_a}. \quad (3.1)$$

The modulus σ has a large mass $m_\sigma \sim f_a$ and can be integrated out, while the angular part ψ becomes the massless pseudo-Nambu Goldstone boson. We assume $f_a > H_*$, so that the Peccei–Quinn symmetry is broken before inflation starts; ψ evolves stochastically and becomes the curvaton of the previous Section. This is the “pre-inflationary axion” scenario.⁸

After inflation, at a lower energy Λ_a , the $U(1)$ symmetry gets explicitly broken by non-perturbative effects, and the ALP ψ obtains a periodic potential, which we take to be of the standard form [116, 157]⁹

$$V(\psi) = \Lambda_a^4 \left[1 - \cos\left(\frac{N_{\text{DW}}\psi}{f_a}\right) \right], \quad (3.2)$$

see Fig. 2. The domain wall number N_{DW} denotes the number of distinct vacua as ψ changes from 0 to $2\pi f_a$. If $N_{\text{DW}} > 1$, domain walls may form. If the walls extend over long distances, they may spoil early Universe cosmology by becoming dominant [116]. If they only form around rare, closed patches of space, they form bubbles that may form primordial black holes on their own right [158]. We take $N_{\text{DW}} = 1$ below, avoiding such issues.

The ALP mass at the potential minimum is $m_a^2 = V''(0) = \Lambda_a^4/f_a^2$. To be more precise, as we approach the energy Λ_a , the ALP mass develops in a manner dependent on the temperature T of the Universe,

$$m_a(T) \simeq \begin{cases} \frac{\Lambda_a^2}{f_a} \left(\frac{\Lambda}{T}\right)^Q & \text{for } T > \Lambda_a, \\ \frac{\Lambda_a^2}{f_a} & \text{for } T < \Lambda_a, \end{cases} \quad (3.3)$$

with a positive power Q of order unity given by non-perturbative estimations in the strongly coupled regime [116]. For simplicity, we always use the $T < \Lambda_a$ limit. The ALP potential is then fully described by any two of the three quantities Λ_a , f_a , and m_a .

Potential (3.2) has all the desired properties mentioned at the end of Section 2. We take ψ to start its stochastic inflationary evolution on the potential slope at $0 < \psi_0 < \pi f_a$ (this is called the misalignment mechanism); rare fluctuations at large N , or small length scales, push ψ to the hilltop at $\psi = \pi f_a$, activating PBH production. As we will explain in Section 5.1, small length scales correspond to small PBH masses. Note, however, that the PBH production can only activate after the ALP potential has developed. This provides a lower cutoff in PBH masses, circumventing the problem of excessive Hawking radiation.

⁷This symmetry breaking creates axion strings. In our setup, they are diluted by inflation.

⁸Contrary to this study, most of the early works considering axion or ALP as the curvaton either used σ as the curvaton, or used ψ but only considered the small-field regime [63, 66, 67, 75, 92, 94, 100].

⁹In case of the QCD axion, it is this explicit symmetry breaking which solves the strong CP problem.

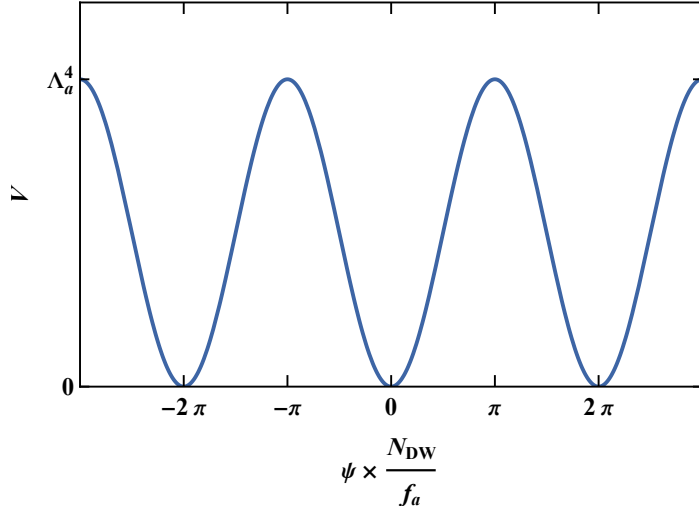


Figure 2. A sketch of the axion-like potential (3.2).

When the axion-curvaton starts to evolve in the post-inflationary Universe, it oscillates around the minimum of its potential, until it decays to SM degrees of freedom. ALPs typically interact with the SM through a Lagrangian term of the form

$$\mathcal{L}_{\text{int}} = \frac{\alpha}{8\pi} \frac{\psi}{f_a} F_{\mu\nu} \tilde{F}^{\mu\nu}, \quad (3.4)$$

where α is the dimensionless coupling between the ALP ψ and a CP-violating Chern-Simons-like term of the electromagnetic field strength F . At temperatures below Λ_a , the associated decay width is

$$\Gamma_a \approx \frac{\alpha^2}{256\pi^3} \frac{\Lambda_a^6}{f_a^5}. \quad (3.5)$$

We assume instantaneous decay when $H = \Gamma_a$, at energy density $\rho_{\text{dec}} = 3M_{\text{Pl}}\Gamma_a^2$ introduced in Eq. (2.5). Adjusting α in Eq. (3.5) lets us set ρ_{dec} freely.¹⁰ In Section 6, we briefly consider a scenario where the ALP does not decay.

In the next Section, we analyse the ALP’s post-inflationary dynamics in detail to compute the model’s PBH statistics.

4 Analytical solution for axion-like particles

We discussed in Section 2 the general ideas and formulas at the basis of our PBH curvaton scenario, while in Section 3, we outlined a possible realization of these ideas in terms of ALPs. In this Section, we explicitly solve the curvaton evolution equations in the case of ALPs, and we analyze their ramifications for the statistics of the compaction function. Consequences for PBH production are discussed in Section 5.

¹⁰In the benchmark models of Table 1, α is large, many orders of magnitude above one. This is a consequence of the large separation between Λ_a and f_a . A perturbative treatment of the decay is questionable in this case. We choose to remain agnostic of the details of the decay process and treat ρ_{dec} as a free parameter in our model. See also [116].

In order to handle more easily the evolution of the ALP, we define the rescaled variables

$$\theta \equiv \frac{\psi}{f_a}, \quad g(\theta) \equiv 1 - \cos(\theta) = \frac{V(\psi)}{\Lambda_a^4}, \quad R \equiv \frac{\rho_r}{\Lambda_a^4}, \quad q \equiv \frac{H_*}{2\pi f_a}. \quad (4.1)$$

Similarly, we write $\tilde{\theta} \equiv \tilde{\psi}/f_a$ for the frozen super-Hubble θ . In terms of these rescalings, the stochastic equations (2.1), (2.3) become

$$d\theta = q\sqrt{dN}\xi_N, \quad P(\theta, N) = \frac{1}{\sqrt{2\pi N}q} e^{-\frac{(\theta-\theta_0)^2}{2q^2N}}. \quad (4.2)$$

The post-inflationary equations (2.5) become

$$\theta'' + \left(3 - \frac{1}{2}\theta'^2 f_a^2\right) \left(\left[1 - \frac{2}{3} \frac{R}{R+g(\theta)}\right] \theta' + \frac{g'(\theta)}{[R+g(\theta)]f_a^2} \right) = 0, \quad R = R_{\text{dec}} e^{-4N_p}. \quad (4.3)$$

We follow the normalization of the post-inflationary e-fold number N_p introduced in Eq. (2.5), defining the rescaled quantity $R_{\text{dec}} \equiv \rho_{\text{dec}}/\Lambda_a^4$.

The curvature power spectrum (2.7) reads

$$\mathcal{P}_{\zeta,\psi}(k) = q^2 \tilde{N}_{\tilde{\theta}}^2, \quad \theta_0 \equiv \frac{\psi_0}{f_a}. \quad (4.4)$$

The non-Gaussian probability distribution for the linear compaction function \mathcal{C}_l (2.10) results in

$$P(\mathcal{C}_l, N) = \frac{1}{2\pi q^2 \sqrt{N}} \int \frac{d\tilde{\theta}}{|\tilde{N}_{\tilde{\theta}}|} \exp\left(-\frac{(\tilde{\theta} - \theta_0)^2}{2q^2N} - \frac{\mathcal{C}_l^2}{2q^2\tilde{N}_{\tilde{\theta}}^2}\right). \quad (4.5)$$

We now proceed to solve Eq. (4.3) analytically in different regimes.

4.1 Near the hilltop

We solve Eq. (4.3) in the limit $\theta \rightarrow \pi$ near the hilltop of the curvaton potential, focusing on the case of radiation domination, $R \gg g(\theta)$. In doing this, our aim is to explore the high- \mathcal{C}_l tail of the probability distribution (4.5). Defining the new variable $\varphi \equiv \pi - \theta$, we get $g(\theta) \approx 2 - \frac{1}{2}\varphi^2$, and so

$$\varphi'' + \varphi' - \frac{3\varphi}{f_a^2 R_{\text{dec}}} e^{4N_p} \approx 0. \quad (4.6)$$

We start around the hilltop with zero field velocity, dropping the non-linear θ' contribution in Eq. (4.3). We can further scale away the effects of the f_a and R_{dec} parameters by defining the new time variable

$$n \equiv -\frac{1}{4} \ln[R(N_p) f_a^2] = N_p - \frac{1}{4} \ln R_{\text{dec}} - \frac{1}{2} \ln f_a. \quad (4.7)$$

Hence, we obtain

$$\varphi'' + \varphi' - 3\varphi e^{4n} \approx 0. \quad (4.8)$$

This equation is solved in terms of the Bessel functions, imposing the initial conditions $\varphi \rightarrow \tilde{\varphi}$, $\varphi' \rightarrow 0$ at $n \rightarrow -\infty$:

$$\begin{aligned} \varphi(n) &= \tilde{\varphi} \times \frac{\sqrt{2}}{3^{1/8}} \Gamma\left(\frac{5}{4}\right) e^{-\frac{n}{2}} I_{1/4}\left(\frac{\sqrt{3}}{2} e^{2n}\right) \\ &\approx \tilde{\varphi} \times \sqrt{\frac{2}{\pi}} \frac{1}{3^{3/8}} \Gamma\left(\frac{5}{4}\right) \exp\left(\frac{\sqrt{3}}{2} e^{2n} - \frac{3n}{2}\right). \end{aligned} \quad (4.9)$$

The last approximation applies specifically to the large- n limit. In this large- n regime, though, our approximations start to break down: the curvaton leaves the region of the hilltop and starts to oscillate around the minimum of its potential. We can approximate this transition to occur sharply, at the point the expression (4.9) satisfies $\varphi(n_{\text{osc}}) = \pi$ (in other words, θ crosses zero).¹¹ Using the second line of Eq. (4.9), this condition gives for the initial oscillation time

$$\tilde{\varphi} \approx \frac{\pi^{3/2} 3^{3/8}}{\sqrt{2}\Gamma(\frac{5}{4})} \exp\left(-\frac{\sqrt{3}}{2} e^{2n_{\text{osc}}} + \frac{3n_{\text{osc}}}{2}\right) \Leftrightarrow \quad (4.10)$$

$$n_{\text{osc}} \approx -\frac{2}{3} \ln\left(\frac{\pi^{3/2} 3^{3/8}}{\sqrt{2}\tilde{\varphi}\Gamma(\frac{5}{4})}\right) - \frac{1}{2} W_{-1}\left(-\frac{2^{5/3} [\tilde{\varphi}\Gamma(\frac{5}{4})]^{4/3}}{3\pi^2}\right), \quad (4.11)$$

where W_{-1} is the (-1) branch of the Lambert W function.¹² Note that n_{osc} is a function of $\tilde{\varphi}$ *only*: we have scaled away all other parameter dependence.

The curvaton decays when the total scaled energy density of the Universe equals R_{dec} . We aim to solve for \tilde{N} , i.e., the number of e-folds at decay as defined in Eq. (2.6). After the curvaton starts to oscillate, its energy density scales as cold matter, $\propto e^{-3N_p}$, so we solve equation

$$R(\tilde{N}) + g(\tilde{\theta}) e^{-3(\tilde{N} - N_{p,\text{osc}})} \approx R_{\text{dec}}. \quad (4.12)$$

We take $\tilde{\theta} = \pi - \tilde{\varphi}$, and note that $g(\tilde{\theta}) \approx 2$ near the hilltop. Converting N_p to the time variable n , Eq. (4.12) becomes

$$e^{-4\tilde{N}} + \frac{2f_a^{3/2}}{R_{\text{dec}}^{1/4}} e^{-3(\tilde{N} - n_{\text{osc}})} = 1. \quad (4.13)$$

This is a fourth-order polynomial equation in $e^{-\tilde{N}}$; it can be solved analytically, but the result is quite complex. In our scenario, the curvaton is subdominant at the time of the decay, so we can expand to leading order in both \tilde{N} and $f_a^{3/2}/R_{\text{dec}}^{1/4}$ to obtain

$$\tilde{N} \approx \frac{f_a^{3/2}}{2R_{\text{dec}}^{1/4}} e^{3n_{\text{osc}}}. \quad (4.14)$$

Together with Eq. (4.11), this condition provides the function $\tilde{N}(\tilde{\theta})$.

What is its asymptotic behaviour of Eq. (4.14) for small $\tilde{\varphi}$, or equivalently, large n_{osc} and \tilde{N} ? According to Eq. (4.10), $\tilde{\varphi}$ behaves roughly like the double logarithm of n_{osc} —that is, it changes slowly. At least locally, we may expect

$$\tilde{N} = a - b \ln \tilde{\varphi}, \quad (4.15)$$

where a and b are constants and $b > 0$. Hence, $\tilde{N}_{\tilde{\varphi}} = -b/\tilde{\varphi}$. Below, we are going to need the value of b around the point that satisfies $\tilde{N}_{\tilde{\theta}} = -\tilde{N}_{\tilde{\varphi}} = |\mathcal{C}_{l,\text{th}}|/q$ (for reasons explained below,

¹¹Note that the onset of curvaton oscillation for our non-quadratic potential differs from the definition used in some papers, such as Ref. [92]. However, Fig. 3 demonstrates that our analytical approximation closely matches the numerical data.

¹²Since we focus on the hilltop, the argument of the Lambert W function in Eq. (4.11) is between $-1/e$ and 0, so the W_{-1} branch gives a real and positive result. See, e.g., [159] for the detailed properties of the Lambert W function.

we call the corresponding field value $\tilde{\theta}_{\text{pk}}$). It can be obtained by keeping only the leading exponential term in the exponent of Eq. (4.10) and differentiating both sides with respect to $\tilde{\varphi}$. We also differentiate both sides of Eq. (4.14). We solve this pair of equations with the added condition of $\tilde{N}_{\tilde{\theta}} = |\mathcal{C}_{l,\text{th}}|/q$ and obtain

$$b = \tilde{\varphi} \tilde{N}_{\tilde{\theta}} = \frac{3^{1/4} f_a^{3/2}}{2\sqrt{2} R_{\text{dec}}^{1/4}} \times \sqrt{-W_{-1} \left(-\frac{3F_a^6 q^4 \Gamma(\frac{5}{4})^4}{2\mathcal{C}_{l,\text{th}}^4 \pi^6 R_{\text{dec}}} \right)} \quad \text{for} \quad \tilde{N}_{\tilde{\theta}} = \frac{|\mathcal{C}_{l,\text{th}}|}{q}. \quad (4.16)$$

The parameter dependence of b is dominated by the prefactor $\propto f_a^{3/2} R_{\text{dec}}^{-1/4}$; the Lambert W function is typically of order one, and its dependence on the argument is mild (approximately logarithmic).

Figure 3 shows the behaviour of the scalar field and the radiation bath, and compares the analytical approximations of this Section to a numerical solution of Eq. (4.3) in an example case. The solutions for $\theta(N_p)$ agree very well up to the point $\theta = 0$. The energy density approximation, obtained by switching from a constant density to a matter-like scaling at the epoch n_{osc} , is able to reproduce the numerical solution with adequate precision.

Figure 4 represents the functional form of $\tilde{N}(\tilde{\theta})$ in a representative example, comparing it to Eqs. (4.14) and (4.15). Due to the slight inaccuracy of the n_{osc} approximation (also apparent in the lower left panel in Fig. 3) there is a shift between the numerical result and Eq. (4.14) in the $\tilde{\theta} \rightarrow \pi$ tail; however, this is not relevant for our results for \mathcal{C}_l below, which depend mainly on the derivative $\tilde{N}_{\tilde{\theta}}$. As the right panel of Fig. 4 shows, this derivative is captured well by the b factor in Eq. (4.16).

4.2 Away from the hilltop

We can also analytically solve the equations well away from the hilltop, in the regime of small θ , and do it here for completeness. In the small θ limit, the potential is quadratic, $g(\theta) \approx \frac{1}{2}\theta^2$. The field variable θ follows an evolution equation analogous to Eq. (4.8):

$$\theta'' + \theta' + 3\theta e^{4n} \approx 0, \quad (4.17)$$

whose solution is

$$\theta(n) = \tilde{\theta} \times \frac{\sqrt{2}}{3^{1/8}} \Gamma\left(\frac{5}{4}\right) e^{-\frac{n}{2}} J_{1/4} \left(\frac{\sqrt{3}}{2} e^{2n} \right). \quad (4.18)$$

At early times, the solution is frozen at $\theta = \tilde{\theta}$. At late times, the solution oscillates around the minimum of the potential, with

$$\theta(n) \approx \tilde{\theta} \times \frac{2^{3/2}}{3^{3/8} \sqrt{\pi}} \Gamma\left(\frac{5}{4}\right) e^{-\frac{3n}{2}} \cos \left(\frac{\sqrt{3}}{2} e^{2n} - \frac{3\pi}{8} \right). \quad (4.19)$$

During the oscillations, the energy density scales as $\propto \theta^2 \propto e^{-3n}$, mimicking cold matter as already noted above. From the envelope of the oscillations, setting the cosine to one and solving the condition $\theta(n_{\text{osc}}) = \tilde{\theta}$ from the ensuing equation, we obtain

$$n_{\text{osc}} = -\frac{2}{3} \ln \left(\frac{3^{3/8} \sqrt{\pi}}{2^{3/2} \Gamma(5/4)} \right) \approx -0.029 \quad (4.20)$$

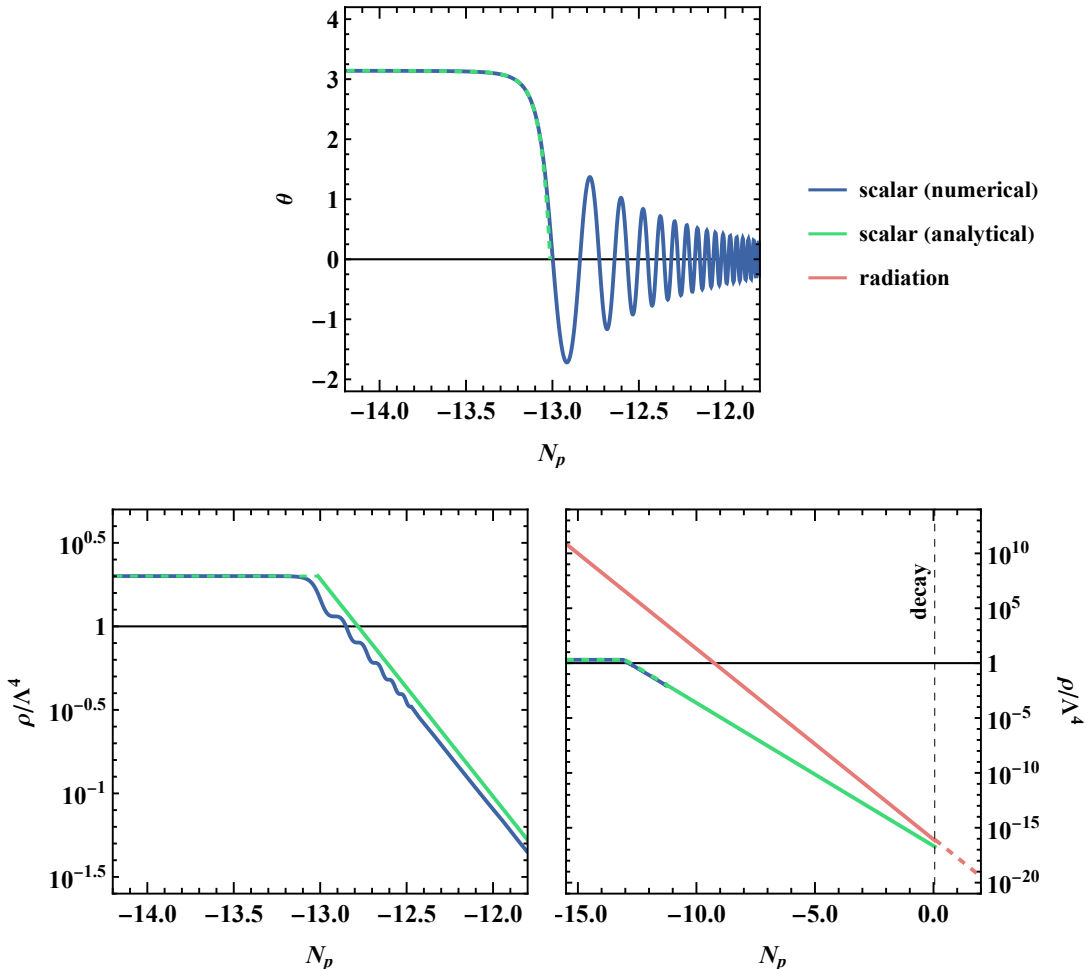


Figure 3. Evolution of θ and its energy density, together with the energy density of radiation, from the initial value $\tilde{\theta}_{pk}$, in model A from Table 1. The numerical curves correspond to solutions of Eq. (4.3). The analytical solution for θ follows Eq. (4.9) up to N_{osc} given by Eq. (4.11). The analytical solution for the scalar energy density is frozen at $g(\tilde{\theta}_{pk})$ until N_{osc} , and then starts to scale as non-relativistic matter. Such a behaviour slightly overestimates the late-time energy density.

as the effective “start time of oscillations”. $|n_{osc}|$ is a small constant independent from $\tilde{\theta}$. Comparing to Eq. (4.7), we see the oscillations start when $Rf_a^2 \approx 1$, giving $3H^2 \approx \rho_r = R\Lambda_a^4 = m_a^2$ —that is, when $H \sim m_a$, a well-known result widely adopted for a quadratic curvaton, see, e.g., [2–4].

To obtain \tilde{N} , we start again from Eq. (4.12). This time, $g(\tilde{\theta}) = \frac{1}{2}\tilde{\theta}^2$ instead of the hilltop value of 2. We thus get

$$e^{-4\tilde{N}} + \frac{\tilde{\theta}^2 f_a^{3/2}}{2R_{dec}^{1/4}} e^{-3(\tilde{N}-n_{osc})} = 1, \quad \text{hence} \quad \tilde{N} \approx \frac{\tilde{\theta}^2 f_a^{3/2}}{8R_{dec}^{1/4}} e^{3n_{osc}}. \quad (4.21)$$

We can use this result to gain insight into the power spectrum $\mathcal{P}_{\zeta,\psi}$ when θ_0 is small. Naively, the result (4.4) implies that $\mathcal{P}_{\zeta,\psi} \rightarrow 0$ as $\theta_0 \rightarrow 0$, since then $\tilde{N}_{\tilde{\theta}} \rightarrow 0$ (see Fig. 4)¹³, providing

¹³Fig. 4 shows a different shape for the first derivative $\tilde{N}_{\tilde{\theta}}$ compared to Fig. 6 in [92], Fig. 1 in [160], and

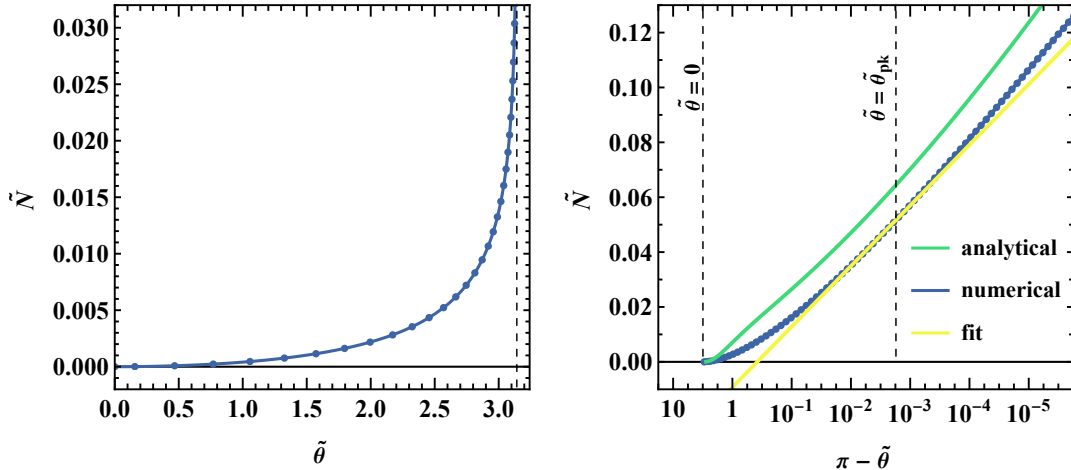


Figure 4. The function $\tilde{N}(\tilde{\theta})$ for model A from Table 1. The numerical line arises from numerically solving Eq. (4.3). The analytical curve is given by Eq. (4.14). It is shifted in the y-direction, due to the inaccuracy of approximating n_{osc} by Eq. (4.10). The fit is given by Eq. (4.15), with b from Eq. (4.16) and a chosen to coincide with the numerical result at $\tilde{\theta} = \tilde{\theta}_{\text{pk}}$.

an easy way to fulfill the CMB constraints. However, in this limit, the approximation (4.4) breaks down: $\tilde{N}_{\tilde{\theta}}$ is no longer a constant for the “typical” perturbations, which have a finite width $q\sqrt{\tilde{N}}$. To estimate the power spectrum in this limit, we can instead use the more general definition (see e.g., [161])

$$\mathcal{P}_{\zeta,\psi}(k) = \frac{d\langle \tilde{N}^2(N) \rangle}{dN}, \quad (4.22)$$

based on the fact that $\langle \tilde{N}^2(N) \rangle$ equals the integral over the power spectrum up to the scale N , as per the $\delta\mathcal{N}$ formalism. Indeed, the spectrum in Eq. (4.4) can be derived from Eq. (4.22) by approximating $\tilde{N} \approx \tilde{N}_{\tilde{\theta}}d\tilde{\theta}$ and using $\langle d\tilde{\theta}^2 \rangle = q^2 N$.

Using Eq. (4.21), we obtain

$$\langle \tilde{N}^2 \rangle = \frac{f_a^3}{64R_{\text{dec}}^{1/2}} e^{6n_{\text{osc}}} \langle \tilde{\theta}^4 \rangle = \frac{3f_a^3}{64R_{\text{dec}}^{1/2}} e^{6n_{\text{osc}}} q^4 N^2, \quad (4.23)$$

where we made use of the Gaussianity of $\tilde{\theta}$. We finally get

$$\mathcal{P}_{\zeta,\psi}(k) = q^4 \frac{3Nf_a^3}{32R_{\text{dec}}^{1/2}} e^{6n_{\text{osc}}}. \quad (4.24)$$

This is essentially Eq. (4.4) evaluated at the “typical” values of $\tilde{\theta} \sim q\sqrt{\tilde{N}}$. Even for small $\tilde{\theta}$, the power spectrum can not be smaller than this value.

After deriving these analytic results on the dynamics of the curvaton field in different regimes, we proceed to study their consequences for PBH production.

Fig. 6 in [76]. This is due to different conventions: when varying $\tilde{\theta}$, we keep constant the energy density at curvaton decay, rather than the energy ratio, as done in previous studies.

4.3 Compaction function distribution

We are now ready to compute the probability distribution of \mathcal{C}_l from Eq. (4.5). At small $|\mathcal{C}_l|$, the result may be Gaussian, or instead a more sharply peaked distribution, depending on the value of θ_0 , as we show in Appendix A. In order to study PBH production, we are interested in the tail of the distribution at large $|\mathcal{C}_l|$.

When $|\mathcal{C}_l|$ is large, the first term in the exponent in Eq. (4.5) is subleading. Eq. (4.15) tells us that the main contribution to the integral arises from values of $\tilde{\theta}$ close to π , where $\tilde{N}_{\tilde{\theta}}$ grows sharply. We approximate the integral using the saddle point method, writing

$$\begin{aligned} \frac{1}{\tilde{N}_{\tilde{\theta}}} \exp\left(-\frac{\mathcal{C}_l^2}{2q^2\tilde{N}_{\tilde{\theta}}^2}\right) &\equiv \exp[-f(\tilde{\theta})] \approx \exp\left[-f(\tilde{\theta}_{\text{pk}}) - \frac{1}{2}f''(\tilde{\theta}_{\text{pk}})(\tilde{\theta} - \tilde{\theta}_{\text{pk}})^2\right], \\ f(\tilde{\theta}) = \frac{\mathcal{C}_l^2}{2q^2\tilde{N}_{\tilde{\theta}}^2} + \ln \tilde{N}_{\tilde{\theta}}, \quad f'(\tilde{\theta}_{\text{pk}}) = 0 &\Leftrightarrow \tilde{N}_{\tilde{\theta}}(\tilde{\theta}_{\text{pk}}) = \frac{|\mathcal{C}_l|}{q}, \\ f''(\tilde{\theta}_{\text{pk}}) = 2\frac{q^2}{\mathcal{C}_l^2}\tilde{N}_{\tilde{\theta}\tilde{\theta}}(\tilde{\theta}_{\text{pk}})^2. \end{aligned} \quad (4.25)$$

The quantity $\tilde{\theta}_{\text{pk}}$ can be obtained once the function \tilde{N} is known. The Gaussian integral over $\tilde{\theta}$ can then be performed, to yield

$$P(\mathcal{C}_l, N) \approx \frac{1}{2q^2\sqrt{N\pi}\tilde{N}_{\tilde{\theta}\tilde{\theta}}(\tilde{\theta}_{\text{pk}})} e^{-\frac{(\pi-\theta_0)^2}{2q^2N} - \frac{1}{2}} = \frac{b}{2\sqrt{N\pi}\mathcal{C}_l^2} e^{-\frac{(\pi-\theta_0)^2}{2q^2N} - \frac{1}{2}}, \quad (4.26)$$

where we approximated $\tilde{\theta} \approx \pi$ in the first term in the exponent in Eq. (4.5) and used (4.15) to substitute $\tilde{N}_{\tilde{\theta}\tilde{\theta}}(\tilde{\theta}_{\text{pk}}) = \tilde{N}_{\tilde{\theta}}^2(\tilde{\theta}_{\text{pk}})/b$.

The functional form of Eq. (4.26) is noteworthy: the distribution has a ‘‘heavy’’ tail that declines as $1/\mathcal{C}_l^2$, much slower than a Gaussian one. In fact, the decline is even slower than the exponential behaviour often encountered for the curvature perturbation ζ in PBH-producing single-field models (see e.g., [145, 162–164]; however, compare also with [165, 166], where the authors obtain sizeable tails for the statistics of ζ). We reproduce such an exponential behaviour for ζ for our model in Appendix C. The difference highlights the importance of using \mathcal{C}_l instead of ζ for the collapse criterion: in our benchmark cases below, we reach the threshold $\mathcal{C}_l = \mathcal{C}_{l,\text{th}} \sim 0.4$ for values of ζ that are smaller by one or more orders of magnitude.

Fig. 5 compares the analytical approximation (4.26) to the full result in a specific example. For the full result, we first solve Eq. (4.3) numerically to obtain \tilde{N} and then numerically integrate Eq. (4.5). The match between numerical and analytical results is excellent. We notice the same behaviour for all of the benchmark scenarios we are going to discuss in Section 5.

To evaluate the PBH abundance, we must then integrate $P(\mathcal{C}_l, N)$ over the tail:

$$\beta_N = \int_{-\infty}^{\mathcal{C}_{l,\text{th}}} d\mathcal{C}_l P(\mathcal{C}_l, N). \quad (4.27)$$

To handle this equation, instead of starting from the result (4.26), we find it more convenient to begin again from Eq. (4.5). We perform the \mathcal{C}_l integral first, yielding

$$\beta_N = \frac{1}{2q\sqrt{2\pi N}} \int_{-\pi}^{\pi} d\tilde{\theta} \exp\left[-\frac{(\tilde{\theta} - \theta_0)^2}{2q^2N}\right] \text{erfc}\left(\frac{|\mathcal{C}_{l,\text{th}}|}{\sqrt{2q|\tilde{N}_{\tilde{\theta}}|}}\right). \quad (4.28)$$

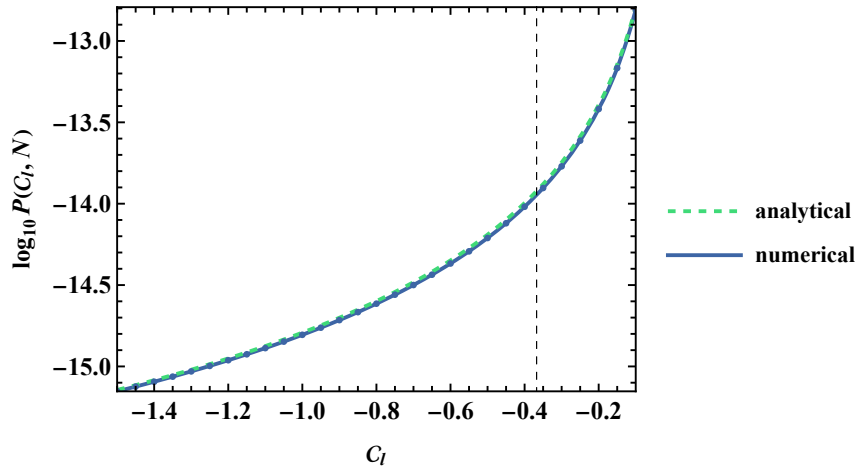


Figure 5. The tail of the probability distribution of C_l in point A from Table 1. The numerical result is integrated numerically from Eq. (4.5). The analytical result is Eq. (4.26).

We restrict the domain of integration to $\tilde{\theta} \in [-\pi, \pi]$ and note that the integral is dominated by the region $\tilde{\theta} \sim \pi$.¹⁴ To evaluate the integral, we can further restrict the domain close to $\tilde{\theta} \approx \tilde{\theta}_{\text{pk}}$ from Eq. (4.25), in other words, to the region where the error function has significant support. We can then use formula (4.15) to obtain

$$\beta_N \approx \frac{b}{2\pi\sqrt{N}|C_{l,\text{th}}|} \exp\left[-\frac{(\pi - \theta_0)^2}{2q^2N}\right], \quad (4.29)$$

where we again approximated $\tilde{\theta} \approx \pi$ in the exponent.¹⁵ The result depends on the model parameters θ_0 , q , f_a , and R_{dec} through Eq. (4.16), but it is most sensitive to the factor q through the exponent. The result has a simple interpretation: the Gaussian factor in Eq. (4.29) gives the probability for the field to drift to the hilltop, and the b factor gives the width of the field interval around the hilltop. The hilltop is responsible for producing the PBHs. Notice that this result does not directly depend on the ALP energy scale given by m_a or Λ_a , though this scale determines the mass of the PBH, as we will see in Section 5.1.

4.4 Comments on the approximations made

Before moving on to discuss benchmark cases, we comment on the approximations made so far. Below Eq. (2.9), using the result (4.2), we approximated the linear compaction function as

$$C_l = -\frac{d\zeta}{dN} = -\tilde{N}_{\tilde{\theta}} \frac{d\tilde{\theta}}{dN} = -\frac{q\tilde{N}_{\tilde{\theta}}}{\sqrt{dN}} \xi_N. \quad (4.30)$$

¹⁴For $\tilde{\theta} > \pi$, the curvaton ends up on the other side of the hilltop and rolls to the minimum at $\tilde{\theta} = 2\pi$, leading to the formation of a domain wall. We will briefly discuss such a scenario in Section 7. Neglecting the domain wall dynamics, we may expect the integral (4.27) to receive similar contributions from the domains $\tilde{\theta} \lesssim \pi$ and $\tilde{\theta} \gtrsim \pi$ by symmetry (while the contributions away from $\tilde{\theta} \sim \pi$ are exponentially suppressed)—increasing the final result by a factor of 2. Such an order one correction goes beyond the accuracy of our computation, and we omit it for simplicity.

¹⁵Integrating our previous result (4.26) directly yields a similar result, but with a prefactor $e^{-1/2}/(2\sqrt{\pi}) \approx 0.17$ instead of $1/(2\pi) \approx 0.16$.

We then set $dN = 1$. This is a conventional choice—an e-fold is the typical scale of change during inflation—but, ultimately, dN is a free parameter in our method. Setting dN to some other value corresponds to replacing \mathcal{C}_l with $\mathcal{C}_l \times \sqrt{dN}$ in all formulas such as Eq. (4.5), and the same for $\mathcal{C}_{l,\text{th}}$ in Eq. (4.29). A smaller dN thus enhances the PBH abundance—it corresponds to changes over smaller distances, giving higher radial derivatives, leading to a higher \mathcal{C}_l .

There is a motivation for us to consider smaller dN values. In Eq. (4.30), we considered $\tilde{N}_{\tilde{\theta}}$ as approximately a constant over the relevant field range $d\tilde{\theta} \sim q\sqrt{dN}$. In reality, $\tilde{N}_{\tilde{\theta}}$ grows for perturbations that move $\tilde{\theta}$ towards π , enhancing PBH production—until the perturbations become large enough to take the field over the potential maximum and to the other side, where $|\tilde{N}_{\tilde{\theta}}|$ starts to rapidly decline (by symmetry). In order to avoid such complications, we need $dN \lesssim b/|\mathcal{C}_{l,\text{th}}|$.¹⁶ In practice, this tends to be some orders of magnitude below the unit value, as we will see for our benchmark points below.

To resolve the dependence on dN , a more detailed analysis will be needed, taking into account the full \mathcal{C} profiles (as done for example in [146] for a single-field inflection-point model), but this is challenging and likely requires demanding numerics. We note, though, that our PBH abundance β_N depends on dN only polynomially— dN does not affect the exponential factor in Eq. (4.29), which drives the PBH statistics. We thus set dN to the conventional value of 1, and assume the results to give an indicative—if not completely accurate—estimate of PBH production.

5 Benchmark points for PBH production

In this Section, focusing on the benchmark scenarios summarized in Table 1, we discuss consequences of our previous results for the production of PBHs.

5.1 PBH mass and abundance

As explained above, after inflation, a Hubble-sized region may collapse into a black hole if the energy density is sufficiently large, as described by our collapse criterion $\mathcal{C} > \mathcal{C}_{\text{th}}$. The mass of the black hole approximately equals the total energy within the Hubble patch (ignoring critical collapse, see e.g., Refs. [167, 168])¹⁷:

$$M_{\text{PBH}} = \frac{4\pi}{3} H^{-3} \rho = \frac{4\pi M_{\text{Pl}}^2}{H} = \frac{4\sqrt{3}\pi M_{\text{Pl}}^3}{\sqrt{\rho}}. \quad (5.1)$$

Larger PBHs form at later times, when the Universe’s energy density ρ is smaller. The collapse starts when the perturbations’ characteristic scale re-enters the Hubble radius. Different scales then correspond to different Hubble radii and different masses. They follow the relation [169]

$$M_{\text{PBH}} \approx 1.11 \times 10^{49} \text{g} \times e^{-2(N-N_*)}. \quad (5.2)$$

As above, N here is the inflationary number of e-folds, $N_* \approx 5$ is the CMB pivot scale, and the corresponding wavenumber k and comoving length r are given in Eq. (2.4).

¹⁶This estimate arises from $\tilde{N}_{\tilde{\theta}\tilde{\theta}}(\tilde{\theta}_{\text{pk}})q\sqrt{dN} \lesssim \tilde{N}_{\tilde{\theta}}(\tilde{\theta}_{\text{pk}})$, or equivalently from $q\sqrt{dN} \lesssim \pi - \tilde{\theta}_{\text{pk}}$, where $q\sqrt{dN} \sim d\tilde{\theta}$ is the typical variation for the final kick that procudes \mathcal{C}_l at $\tilde{\theta} = \tilde{\theta}_{\text{pk}}$.

¹⁷For easier tracking of dimensions and magnitudes, we restore M_{Pl} to the equations in this Section and in other observationally relevant results below.

After the PBHs form, they behave like cold dark matter, and their energy density fraction grows relative to the surrounding radiation. Taking this property into account, the PBH energy density fraction today is [169]

$$\Omega_{\text{PBH}} = 4.09 \times 10^{14} \times \beta \left(\frac{M_{\text{PBH}}}{10^{20} \text{ g}} \right)^{-1/2}, \quad (5.3)$$

where β is the fraction of PBHs at formation.

PBHs form at many different scales, over a range of masses. The PBH mass spectrum is conventionally described as

$$f_{\text{PBH}} \equiv \frac{1}{\Omega_{\text{DM}}} \frac{d\Omega_{\text{PBH}}}{d \ln M_{\text{PBH}}}. \quad (5.4)$$

Here Ω_{DM} is the total dark matter energy density today; we use the value $\Omega_{\text{DM}} = 0.264$, taken from [170]. The second factor of Eq. (5.4) is *not* a derivative; $d\Omega_{\text{PBH}}$ is the PBH fraction, given by Eq. (5.3), in a logarithmic mass bin of width $d \ln M_{\text{PBH}}$. The total fraction of dark matter in the form of PBHs is then

$$f_{\text{PBH,tot}} \equiv \int d \ln M_{\text{PBH}} f_{\text{PBH}}. \quad (5.5)$$

We notice here a subtlety related to the bin width $d \ln M_{\text{PBH}}$ in Eq. (5.3). Below Eq. (2.9), we considered changes in the curvature ζ over a step of $dN = 1$. We identify this step with the PBH bin width, so that β_N in Eq. (4.29) is the initial abundance of PBHs between scales $N - \frac{1}{2}$ and $N + \frac{1}{2}$. When computing f_{PBH} with Eq. (5.4), we replace $d\Omega_{\text{PBH}} \rightarrow \Omega_{\text{PBH}}$ from Eq. (5.3) and use there $\beta \rightarrow \beta_N$ from (4.29); then, by Eq. (5.2), we must also replace $d \ln M_{\text{PBH}} \rightarrow 2|dN| = 2$.¹⁸

Both the N -dependence of β_N in Eq. (4.29), and the explicit M_{PBH} -dependence in Eq. (5.3), lead to a PBH spectrum which increases towards smaller masses. However, the validity of the formalism in Section 4 requires that PBHs form *after* the curvaton decays into radiation. Using relation (5.1), we find that the lowest PBH mass we can consider is

$$M_{\text{dec}} \equiv \frac{4\sqrt{3}\pi M_{\text{Pl}}^3}{R_{\text{dec}}^{1/2} \Lambda_a^2}. \quad (5.6)$$

Since low masses dominate f_{PBH} , we take M_{dec} to be the representative PBH scale for our benchmark points.

For masses below M_{dec} , the curvaton perturbations are an isocurvature component, and they induce a time-dependent, growing curvature perturbation. The standard formalism for PBH formation from adiabatic perturbations does not directly apply; see [171, 172] for studies of such a set-up. We make a simplistic estimate of the PBH abundance at these scales, by computing the curvature perturbation and the value of \mathcal{C}_l at the time the scales re-enter within the Hubble radius. The formalism of Section 4 can then be applied as if the curvaton decays at the moment of re-entry. The parameter R_{dec} becomes a function of M_{PBH} :

$$R_{\text{dec}} = \frac{48\pi^2 M_{\text{Pl}}^6}{M_{\text{PBH}}^2 \Lambda_a^4}. \quad (5.7)$$

¹⁸In Section 4.4, we considered different step lengths dN . Decreasing the step also decreases the bin width, increasing $f_{\text{PBH,tot}}$. However, the formalism here assumes that the collapse probabilities from different bins are independent; for small dN , this assumption breaks down, presumably stabilizing $f_{\text{PBH,tot}}$.

In Eq. (4.29), we then have $\beta_N \sim b \propto R_{\text{dec}}^{-1/4} \propto M_{\text{PBH}}^{1/2}$. This cancels the explicit M_{PBH} dependence in Eq. (5.3)—we are converting the oscillating curvaton perturbations into the form of PBHs, but since both quantities scale as cold dark matter, the timing of the conversion makes no difference. There is still an implicit scale dependence in our formulas through the quantity N in Eq. (4.29)—but it is milder than in the post-decay case.

The isocurvature regime does not extend to arbitrarily small PBH masses. Indeed, when $\rho \gg \Lambda^4$, the ALP potential does not exist, and neither do the curvature perturbations. The corresponding mass cutoff is

$$M_\Lambda \equiv \frac{4\sqrt{3}\pi M_{\text{Pl}}^3}{\Lambda_a^2}. \quad (5.8)$$

Another cutoff scale is given by the time the curvaton starts to oscillate: before this epoch, the curvaton is frozen and its energy density is constant. The latter is more and more subdominant with respect to the radiation bath as we move backwards in time, leading to a negligible curvature perturbation. In Section 4.2, we learned that the curvaton oscillations typically start when $\rho \sim m_a^2 M_{\text{Pl}}^2$, giving the mass cutoff¹⁹

$$M_{\text{osc}} \equiv \frac{4\sqrt{3}\pi M_{\text{Pl}}^2}{m_a}. \quad (5.9)$$

5.2 Fitting the parameters

We are now in the position to make and motivate a choice of benchmark points for interesting scenarios leading to curvaton PBH production. We describe the criteria we follow to make our selection.

To build our benchmark points, we choose values for the following quantities: the PBH mass scale M_{PBH} ; the PBH dark matter fraction f_{PBH} , as obtained from this mass scale; the inflationary Hubble parameter H_* (which should satisfy Eq. (2.2)); the curvaton ψ -contribution to the CMB power spectrum $\mathcal{P}_{\zeta,\psi}(k_*)$ (which should be subdominant to the measured amplitude of 2.1×10^{-9}); and finally, the initial field value θ_0 .

Choosing these quantities uniquely fixes all the model parameters, through the following considerations: The PBH mass corresponds to a given inflationary e-fold number N , and with f_{PBH} and Eqs. (5.3), (5.4), this quantity also sets the initial PBH fraction β . The values of $\mathcal{P}_{\zeta,\psi}$ and θ_0 fix the parameter combination $qf_a^{3/2}/R_{\text{dec}}^{1/4}$ by means of Eqs. (4.4) and (4.14). Substituting β , $qf_a^{3/2}/R_{\text{dec}}^{1/4}$, θ_0 , and N into Eq. (4.29) with Eq. (4.16) gives us a condition that we can use to obtain q . The definition of q in Eq. (4.1), together with H_* , gives us the value of f_a , and using this quantity and the value for $qf_a^{3/2}/R_{\text{dec}}^{1/4}$, we obtain R_{dec} . Setting $M_{\text{PBH}} = M_{\text{dec}}$ in Eq. (5.6) we can solve for Λ_a and, hence, for m_a .

Some additional comments are in order, with respect to our choice of benchmark points. The PBH fraction f_{PBH} is predominantly determined by the exponent in Eq. (4.29), which has to be of order ten for ensuring $f_{\text{PBH}} \sim 1$. For typical values of $\theta_0 - \pi \sim 1$, $N \sim 10$, this conditions sets $q \sim 0.01 \dots 0.1$. Larger q values lead to PBH overproduction, while

¹⁹Below, we will see that reasonable models have $f_a < M_{\text{Pl}}$. From this, we see that $M_\Lambda/M_{\text{osc}} = M_{\text{Pl}}m_a/\Lambda_a^2 = M_{\text{Pl}}/f_a > 1$. In principle, this means that the curvaton starts to oscillate before the potential has reached its final form, and we should use a temperature-dependent potential with a mass given by Eq. (3.3). In practice, this temperature dependence increases the factor of n in the exponents of Eqs. (4.8) and (4.17) at early times. This modifies n_{osc} slightly, but we do not expect the modification to change the qualitative properties of the model.

	Benchmark points		
	A	B	C
Input parameters			
M_{PBH}	10^{21} g	10^{19} g	10^{29} g
f_{PBH}	1	1	0.005
$\mathcal{P}_{\zeta,\psi}(k_*)$	10^{-10}	10^{-15}	10^{-12}
H_*/H_{max}	1	1	0.1
θ_0	0.2	1.5	0.5
Model parameters			
f_a	$4.6 \times 10^{-5} M_{\text{Pl}}$	$7.6 \times 10^{-5} M_{\text{Pl}}$	$3.8 \times 10^{-6} M_{\text{Pl}}$
m_a	5.4×10^{14} eV	1.6×10^9 eV	1.2×10^8 eV
q	0.0667	0.0403	0.0809
Λ_a	7.8×10^9 GeV	1.7×10^7 GeV	1.0×10^6 GeV
R_{dec}	8.6×10^{-17}	0.036	2.6×10^{-17}
PBH distribution			
β_N	4.1×10^{-15}	4.1×10^{-16}	2.0×10^{-13}
$f_{\text{PBH,tot}}$	0.59	0.66	3.0×10^{-3}
M_Λ	9.3×10^{12} g	1.9×10^{18} g	5.1×10^{20} g
Inflation			
N_{PBH}	37.7	40.0	28.4
r	0.036	0.036	3.6×10^{-4}
Hilltop characteristics			
b	9.6×10^{-3}	6.1×10^{-6}	3.5×10^{-4}
$\pi - \tilde{\theta}_{\text{pk}}$	1.7×10^{-3}	6.7×10^{-7}	7.8×10^{-5}
$\zeta(\tilde{\theta}_{\text{pk}}) = \tilde{N}(\tilde{\theta}_{\text{pk}}) - \tilde{N}(\theta_0)$	0.054	7.3×10^{-5}	2.9×10^{-3}

Table 1. Parameter values for benchmark points. Points A and B give PBH dark matter in the asteroid mass window and are optimized for large b and large R_{dec} , respectively. Point C produces subdominant dark matter of heavier black holes.

lower q values produce a negligible abundance of PBHs. The value of θ_0 does not affect the results excessively, but it has to be of order one in order to produce reasonable values for $\mathcal{P}_{\zeta,\psi}$. θ_0 can not be too close to the hilltop at $\theta = \pi$; on the other hand, if it is too close to zero, the approximation (4.4) breaks down, and we need to use the results of Section 4.2, leading to an effective value of order $\theta_0 \sim q\sqrt{N} \sim 0.1$ (the last approximation is based on the considerations above for q and N). Benchmark point A is chosen to saturate this limit.

With q fixed and $\theta_0 \sim 1$, the power spectrum $\mathcal{P}_{\zeta,\psi}$ depends mainly on the combination $f_a^{3/2}/R_{\text{dec}}^{1/4}$ —essentially, the quantity b from Eq. (4.16). To suppress $\mathcal{P}_{\zeta,\psi}$, b has to be small.

By the arguments of Section 4.4, this is not what we wish: we would like to have b be at least of order 0.1 for our computation to be reliable with a bin width of $dN \sim 1$. Unfortunately, we can not reach such a value. The example point A is tuned to produce a large b by increasing $\mathcal{P}_{\zeta,\psi}$ and decreasing θ_0 . Still, we only get $b \sim 0.01$. A large b implies either a low R_{dec} or a high f_a . Note that a low R_{dec} implies a large separation between the mass scales M_{dec} and M_Λ . As discussed above, this region is not well described by our computation, and we would like to minimize it—rather than lower R_{dec} , we would like to increase f_a . However, for $q \gtrsim 0.01$, the H_* bound (2.2) gives an upper bound for f_a :

$$f_a \lesssim \frac{H_{\text{max}}}{2\pi \times 0.01} = 3.1 \times 10^{-4} M_{\text{Pl}} = 1.3 \times 10^{15} \text{ GeV}. \quad (5.10)$$

To make the quantity f_a as large as possible, we choose $H_* = H_{\text{max}}$ for benchmark points A and B. For point A, the resulting $R_{\text{dec}} \sim 10^{-17}$ is still considerably low. The only way to rise R_{dec} would be to decrease the value of $\mathcal{P}_{\zeta,\psi}$, and accept a small value for b . Benchmark point B is optimized to do this.

Furthermore, we also make a number of consistency checks that the benchmark points satisfy. We demand that: The Peccei–Quinn symmetry gets broken before the onset of inflation, that is, $q < 1$; the scale f_a is sub-Planckian; the linear approximation for the power spectrum is reliable at the CMB scales, that is, \tilde{N} does not vary much at those scales: $|\tilde{N}_{\tilde{\theta}\tilde{\theta}}(\theta_0)|q\sqrt{N_*} \lesssim |\tilde{N}_{\tilde{\theta}}(\theta_0)|$; the process of PBH formation starts below the inflationary Hubble scale: $3H_*^2 M_{\text{Pl}}^2 > \Lambda_a^4$; the PBH-forming scalar field perturbations from $\tilde{\theta}_{\text{pk}}$ already start to oscillate by the epoch of scalar decay: $n_{\text{osc}}(\tilde{\theta}_{\text{pk}}) < -\frac{1}{2} \ln f_a - \frac{1}{2} \ln R_{\text{dec}}$ (using the definition of n); and the perturbations are still subdominant compared to the background radiation at the decay time: $4\tilde{N}(\tilde{\theta}_{\text{pk}}) < \ln 2$ (from Eq. (4.13)). Most of these conditions are satisfied automatically as per our discussion above.

5.3 PBH mass spectra

We now discuss the PBH mass spectra obtained in our scenario. Figure 6 shows the mass distributions $f_{\text{PBH}}(M)$ of our benchmark points. The solid lines correspond to the reliable region of masses above M_{dec} , while the dashed lines are the continuations into smaller masses, down to M_Λ . Since the standard formalism does not apply in such small-mass regime, the dashed lines are uncertain. Furthermore, since they are characterized by higher values of R_{dec} , they correspond to lower values of b , and suffer also from the low- b problems described in Section 4.4. Realistic PBH abundance may be suppressed at these small-mass scales. For these reasons, we neglect such mass scales in this work. In particular, we compute the total PBH energy density fraction $f_{\text{PBH,tot}}$ in Eq. (5.5) only considering PBH masses larger than our reference scale M_{PBH} , integrating over the shaded regions in Figure 6. We notice that the shaded portions of the spectra in Figure 6 satisfy current observational constraints; points A and B produce all dark matter in the asteroid mass window, while point C gives a subleading dark matter population at larger masses, testable by upcoming GW and gravitational lensing experiments.

5.4 Estimate of fine-tuning

Single-field PBH models of inflation are usually highly fine-tuned [59] (though a double-well potential or a potential with a step-like feature may alleviate this somewhat [183, 184]). As already emphasized in [105], a spectator field model like ours may avoid such fine-tuning.

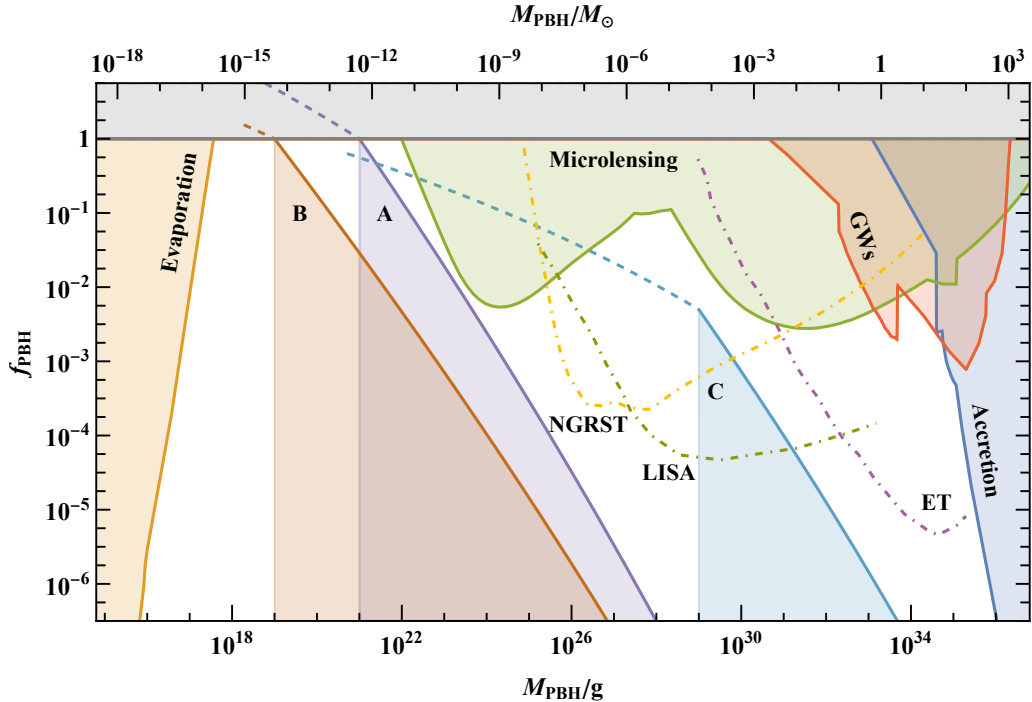


Figure 6. Benchmark mass distributions f_{PBH} plotted against dominant PBH bounds. The upper shaded regions are excluded by PBH evaporation, microlensing observations, gravitational wave constraints, and accretion limits. The constraints are adapted from Figure 4 of [173]; the data is available at [174]. The projected sensitivities of the Nancy Grace Roman Space Telescope (NGRST) [175], LISA [176–180], and Einstein Telescope (ET) [181] are plotted as dot-dashed lines, see Figure 5 in [175]. The constraints are for monochromatic PBHs, and the comparison to our mass functions is approximate; for details, see [182].

Following [59, 185], we quantify the level of fine-tuning in an observable \mathcal{O} with respect to a parameter p as

$$\epsilon_{\mathcal{O}} \equiv \frac{d \ln \mathcal{O}}{d \ln p}. \quad (5.11)$$

Small values of $\epsilon_{\mathcal{O}}$ correspond to less fine-tuning. We are interested in the observable f_{PBH} , computed via Eqs. (5.4) and (4.29). It depends on most model parameters in a power law-like manner, $f_{\text{PBH}} \sim p^n$, giving $\epsilon_{f_{\text{PBH}}} = n$, where n is of order one. There is no considerable fine-tuning with respect to these parameters. Interestingly, the collapse threshold $\mathcal{C}_{l,\text{th}}$ is among them.

The black hole fraction depends more strongly on the parameters in the exponent in Eq. (4.29), namely, θ_0 and, in particular, q , which we already noted to be the determining factor in PBH formation.²⁰ We have

$$q: \epsilon_{f_{\text{PBH}}} = \frac{(\pi - \theta_0)^2}{q^2 N}, \quad \theta_0: \epsilon_{f_{\text{PBH}}} = \frac{(\pi - \theta_0)\theta_0}{q^2 N}. \quad (5.12)$$

These are both still comparable to the exponent in β , which in turn must be approximately of order ten to not suppress the PBH abundance too much. The exact numbers for our

²⁰Since θ_0 is an initial condition rather than a fundamental model parameter, one may argue its value is set anthropically, but this does not remove the issue of fine-tuning [105].

	A	B	C
$q: \epsilon_{f_{\text{PBH}}}$	51.7	41.5	37.5
$\theta_0: \epsilon_{f_{\text{PBH}}}$	3.5	37.9	7.1

Table 2. *Fine-tuning for the benchmark points of Table 1.*

benchmark points are given in Table 2. These numbers show that the model is not very fine-tuned, especially compared to the values of $10^4 \dots 10^9$ discussed in [59] for the case of single-field inflationary scenarios. Indeed, the PBH abundance does not go through the usual mechanism of a highly-tuned enhanced curvature power spectrum; instead, we only need to guarantee that the quantum diffusion scale q is comparable to the field shift $\pi - \theta_0$ needed to reach the potential hilltop.

6 Extensions of the analysis

While our work so far focussed on PBH production in the axion-like curvaton model, it can also find interesting applications in related areas. We discuss them in this Section.

6.1 Mixed PBH and ALP dark matter

Until now, we have assumed that the spectator scalar field decays into radiation after inflation ends, converting its fluctuations into adiabatic curvature perturbations as in a standard curvaton setup. However, we can also consider a case where the conversion is not complete, and the ALP survives to these days, constituting (a fraction of) dark matter. See e.g. [114, 116] for reviews of this possibility²¹. Let us briefly discuss this case.

First of all, if the ALP field does not completely decay into radiation, we need to be mindful of the isocurvature perturbation it induces [147, 186],

$$S = -\frac{\delta\rho_\psi}{\bar{\rho}_\psi}, \quad (6.1)$$

where ρ_ψ is the scalar field energy density, $\delta\rho_\psi$ is its perturbation, and $\bar{\rho}_\psi$ is its mean. The quantity S stays constant at super-Hubble scales, until the scalar field starts to oscillate. It corresponds, up to an order one factor, to the contribution of the scalar field to the curvature power spectrum, in a phase when the ALP dominates the energy density. Hence, it is important during recombination, when matter density is comparable to radiation density.

To compute the value of S in Eq. (6.1), we use the formalism of Section 4. We write ρ_ψ at time N , assuming the rescaled field is frozen at $\tilde{\theta}$ during inflation (compare with Eq. (4.12)):

$$\begin{aligned} \rho_\psi(\tilde{\theta}, N_p) &= g(\tilde{\theta})\Lambda_a^4 e^{-3[N_p - N_{p,\text{osc}}(\tilde{\theta})]} \\ \Rightarrow \frac{\delta\rho_\psi}{\bar{\rho}_\psi} &\approx \frac{\rho_\psi(\tilde{\theta}, N_p) - \rho_\psi(\theta_0, N_p)}{\rho_\psi(\theta_0, N_p)} \approx \left[\frac{g'(\theta_0)}{g(\theta_0)} + 3N'_{p,\text{osc}}(\theta_0) \right] \delta\tilde{\theta}, \end{aligned} \quad (6.2)$$

²¹We only consider here a leftover ALP condensate arising from the misalignment mechanism, omitting ALP production from other channels, such as the decay of topological defects and interactions with other particles [114].

where we expanded $\tilde{\theta} = \theta_0 + \delta\tilde{\theta}$ to leading order around the mean value θ_0 . This condition gives the isocurvature power spectrum

$$\mathcal{P}_S = \left| \frac{g'(\theta_0)}{g(\theta_0)} + 3N'_{p,\text{osc}}(\theta_0) \right|^2 \mathcal{P}_{\delta\theta} = \left| \frac{g'(\theta_0)}{g(\theta_0)} + 3N'_{p,\text{osc}}(\theta_0) \right|^2 q^2. \quad (6.3)$$

At low θ_0 , we have $g(\theta_0) \approx \frac{1}{2}\theta_0^2$, so the first term in the sum is $2/\theta_0$, which grows as θ_0 goes to small values. As $\theta_0 \rightarrow \pi$, instead, the second term starts to grow, as discussed in Section 4.1. The combination appearing in Eq. (6.3) then reaches a minimum in the middle region when θ_0 is of order one. We thus obtain $\mathcal{P}_S \gtrsim q^2$. In scenarios in which the oscillating scalar field constitutes *all* of the dark matter, CMB constraints require [116, 143]

$$\mathcal{P}_S < 0.040 \mathcal{P}_R(k_*) \approx 8.3 \times 10^{-11}, \quad (6.4)$$

which translates into the condition $q \lesssim 10^{-5}$.

Let us then consider PBH production. As discussed in Section 5.1, our PBH formalism does not apply when the scalar has not decayed, the scenario we are considering here. However, we can use the estimate outlined around Eq. (5.7), making R_{dec} a function of the scale under consideration. We then recover our previous limit $q \gtrsim 0.01$ for significant PBH production. Comparing this to the above limit of $q \lesssim 10^{-5}$, this implies that *the ALP field scenario can not simultaneously provide significant fractions of both particle dark matter and PBH dark matter*. The same conclusion holds for other scalar field models with similar potentials, see the analysis in Appendix B.

If the ALP only constitutes a small fraction of the dark matter, its contribution to effective isocurvature perturbations is weighted by this fraction squared. Setting $q = 0.01$ for significant PBH production²² and using the bound (6.4), we obtain the following bound for this fraction:

$$\frac{\Omega_{\psi}}{\Omega_{\text{DM}}} \lesssim 10^{-3}. \quad (6.5)$$

In this formula, the quantity Ω_{ψ} can be expressed as

$$\Omega_{\psi} = \frac{\rho_{\psi,\text{osc}}}{3H_0^2 M_{\text{Pl}}^2} \times \left(\frac{g_{s0} T_0}{g_s T_{\text{osc}}} \right)^3 = 7.0 \times 10^{-7} \left(\frac{M_{\Lambda}}{g} \right)^{-1/2} \left(\frac{f_a}{\text{GeV}} \right)^{3/2} \theta_0^2. \quad (6.6)$$

The quantity $\rho_{\psi,\text{osc}} = V(\theta_0) \approx \frac{\Lambda_a^4}{2} \theta_0^2$ is the scalar field energy density when it starts to oscillate, and the associated radiation temperature T_{osc} is obtained from the relation $\rho_{r,\text{osc}} \approx m_a^2 M_{\text{Pl}}^2 = \frac{g\pi^2}{30} T_{\text{osc}}^4$ (see our discussion below Eq. (4.20)).

We use $T_0 \approx 2.7K$, $H_0 \approx 70 \text{ km/s/Mpc}$, $g_s = g = 106.75$ (the Standard Model degrees of freedom), and $g_{s0} = 3.909$ (the entropy degrees of freedom today). We also express the model parameters in terms of the mass M_{Λ} from Eq. (5.8), which we take to be the characteristic (minimum) PBH scale in the absence of decay. Taking $\theta_0 \sim 1$ and $\Omega_{\text{DM}} = 0.264$, Eqs. (6.5) and (6.6) give constraints for a curvaton PBH scenario with a leftover ALP field. The

²²Note that even though the scalar field causes the PBH formation, the PBH abundance can be much higher than the scalar field DM abundance, since the PBH mass consists mostly of visible matter, which dominates during the PBH collapse.

constraints can be expressed in many ways:

$$\begin{aligned}
M_{\text{PBH}} > M_\Lambda &\gtrsim 7 \times 10^{-6} \text{ g} \times \left(\frac{f_a}{\text{GeV}} \right)^3, \\
M_{\text{PBH}} > M_\Lambda &\gtrsim 10^{30} \text{ g} \times \left(\frac{m_a}{\text{eV}} \right)^{-3/4}, \\
m_a &\lesssim 8 \times 10^{46} \text{ eV} \times \left(\frac{f_a}{\text{GeV}} \right)^{-4}.
\end{aligned}
\tag{6.7}$$

We expressed the constraints in forms that are easy to compare to experimental axion searches, see e.g. Ref. [116, 187] for reviews. We can do the same for M_Λ , and, for completeness, for M_{osc} from Eq. (5.9):

$$M_\Lambda = 5.6 \times 10^{41} \text{ g} \times \left(\frac{m_a}{\text{eV}} \right)^{-1} \left(\frac{f_a}{\text{GeV}} \right)^{-1}, \quad M_{\text{osc}} = 2.3 \times 10^{23} \text{ g} \times \left(\frac{m_a}{\text{eV}} \right)^{-1}.
\tag{6.8}$$

Taken together with the constrain $f_a \lesssim 1.3 \times 10^{-15} \text{ GeV}$ given in Eqs. (5.10), (6.5) and (6.7) characterize the parameter space for significant PBH production in a scenario where the ALP does not decay. Note, in particular, that for the QCD axion, $m_a^2 f_a^2 = (75 \text{ MeV})^4$ [116], giving $M_\Lambda = 49 M_\odot$. This coincidence between the QCD scale and solar mass PBHs has also been noted before—the QCD phase transition softens the equation of state momentarily, enhancing PBH formation at these scales in models with a wide perturbation spectrum, see e.g. [188, 189]. Our setup offers another way to capitalize on this relationship to produce solar mass PBHs.

6.2 Higgs-like models

Besides the ALP-scenario, we may consider other curvaton setups with a local maximum in their potential. A well-motivated example are Higgs-like models with a potential of the form

$$V(\psi) = \frac{\lambda}{4} (\psi^2 - v^2)^2.
\tag{6.9}$$

Just like the ALP potential, Eq. (6.9) has a quadratic maximum (at $\psi = 0$) close to a quadratic minimum (at $\psi = \pm v$). We assume the field freezes in-between during inflation. After inflation, the field starts to oscillate around the minimum. PBHs form from patches where the field froze near the maximum.

The analytical computation of the PBH fraction β is then analogous to the ALP case, with the identifications

$$f_a \sim v, \quad m_a \sim \lambda v^2, \quad \Lambda_a^4 \sim \lambda v^4.
\tag{6.10}$$

Due to slight differences in the potentials, there are order one corrections to some of the formulas of Section 4. We present the details in Appendix B, where we work out the general case of a curvaton with a quadratic hilltop. The results are qualitatively similar to the ALP case; for example, we can reproduce close equivalents of the benchmark points of Table 1. For strong PBH formation, we still need $q \sim H_*/v \sim 0.01$. This implies either low-scale inflation or a high value of v . The value of λ can then be used to set the PBH mass scale, and must typically be small, as we will see below.

In the Higgs-like case, we need to be careful about the lower cutoff of the PBH mass. For the ALP, we argued this is set by the potential scale Λ , since at higher energies, the ALP

potential is flat. Arranging such a mechanism in the Higgs-like case is not straightforward. However, we can instead take the lower cutoff to be M_{osc} from Eq. (5.9), the scale where $3H^2 \approx m^2 = 2\lambda v^2$ and the field starts to oscillate, since before this, all field values are frozen and their contribution to the Universe's evolution is small and almost independent of the field value, suppressing the ζ derivative in Eq. (2.9). For large v , the difference between the two scales is not big. For the Higgs, we have

$$\begin{aligned} M_{\text{osc}} &= 6.7 \times 10^{20} \text{ g} \times \left(\frac{\lambda}{10^{-50}} \right)^{-1/2} \left(\frac{v}{M_{\text{Pl}}} \right)^{-1}, \\ M_{\Lambda} &= 3.8 \times 10^{21} \text{ g} \times \left(\frac{\lambda}{10^{-50}} \right)^{-1/2} \left(\frac{v}{M_{\text{Pl}}} \right)^{-2}. \end{aligned} \quad (6.11)$$

It is noteworthy, however, that if the field is coupled to the surrounding thermal bath, the potential may obtain thermal corrections. In particular, a thermal mass $m_T \sim T^2$ is always larger than $H^2 \sim T^2 \times (T/M_{\text{Pl}})^2$, implying oscillations from the very beginning. This not only removes the PBH mass cutoff, but also drowns the hilltop in the potential, making the scenario unviable. To avoid this problem, the field must either be decoupled from the thermal bath before it decays, or it must be protected from thermal corrections by some other mechanism.

6.3 PBH Clustering

We now discuss the effect of clustering in our PBH scenario. Let us consider two patches of space with sizes N_1 and N_2 , separated by a different, longer scale N_c . We denote the length and mass scales related to the PBHs by r_1 , r_2 , M_1 , and M_2 , and the length scale related to N_c by r ; the conversions are done by Eqs. (2.4) and (5.2). We would like to answer the following question: if the first patch collapses into a black hole, what is the probability that the second patch also collapses (denoted below by p_c)? This gives a measure of the initial black hole clustering, a phenomenon important for early structure formation, PBH microlensing constraints, and black hole merger rate. The merger rate further affects the final PBH mass distribution and the gravitational wave signal. For a review of the effects of PBH clustering, see [190].

To answer the question, we note that the final, small patches of space were part of the same larger patch for the first N_c e-folds. Their stochastic evolution is identical in the beginning, and they develop independently only after N_c e-folds. For each stochastic path that forms a PBH in the first patch, we need to sum the probabilities of all paths that deviate from the original path at N_c but still form a PBH in the second patch.

The probability $P(\theta, N)$ to find the field at value θ at time N is given by Eq. (4.2). Generalizing Eq. (4.29), the probability to form a PBH at scale N_b when starting from θ at N_a (where $N_a < N_b$) is

$$\beta(N_b; N_a, \theta) = \frac{b}{2\pi\sqrt{N_b - N_a}|\mathcal{C}_{l,\text{th}}|} \exp\left[-\frac{(\pi - \theta)^2}{2q^2(N_b - N_a)}\right]. \quad (6.12)$$

Then, by basic rules of probability, the conditional probability we are looking for is

$$\begin{aligned} p_c(N_1, N_2; N_c) &= \frac{\int_{-\infty}^{\infty} d\theta_c P(\theta_c, N_c)\beta(N_1; N_c, \theta_c)\beta(N_2; N_c, \theta_c)}{\beta(N_1; 0, \theta_0)}, \\ &= \frac{b}{2\pi|\mathcal{C}_{l,\text{th}}|} \sqrt{\frac{N_1}{N_1 N_2 - N_c^2}} e^{-\frac{(\pi - \theta_0)^2}{2q^2} \frac{(N_1 - N_c)^2}{N_1(N_1 N_2 - N_c^2)}}. \end{aligned} \quad (6.13)$$

The first β factor gives the probability of a PBH forming in the first patch; it acts as the weight for the second β factor, the probability of another PBH forming in the second patch. The factor in the denominator ensures the correct normalisation. In particular, when $N_c \rightarrow 0$, we have $P(\theta_c, N_c) \rightarrow \delta(\theta_0 - \theta_c)$, and

$$p_c(N; 0) = \beta(N_2; 0, \theta_0) = \beta_{N_2}, \quad (6.14)$$

that is, the result from Eq. (4.29)—PBH formation in the second patch is at the background (Poissonian) level, independent of the first patch, which is far away.

In the opposite limit, p_c grows as N_c approaches the scales N_1 and N_2 . The excess near $N_c \sim N_1, N_2$ indicates clustering: there is an increased probability to find PBHs next to each other. If $N_1 = N_2$, the result (6.13) diverges in this limit; for $N_1 \neq N_2$, $p_c \rightarrow 0$ as $N_c \rightarrow \sqrt{N_1 N_2}$, but it exhibits a large peak before plummeting to zero. The peak may exceed unit value, which is not allowed by basic properties of a probability distribution (see [191] for a similar argument). This happens because our approximation for $\beta(N_b; N_a, \theta)$ breaks down when $N_b \rightarrow N_a$: Eq. (6.12) assumes that θ is far from π and that the stochastic motion takes it there only after the $N_b - N_a$ e-folds. Hence, Eq. (6.13) becomes unreliable in this limit. Notice also that we have neglected the cloud-in-cloud problem: the PBHs can not form so close to each other that they would overlap. For these reasons, we force $p_c \leq 1$ by hand, and we also set $p_c(N_1, N_2; N_c) = 1$ for $N_c \geq N_1$ or $N_c \geq N_2$.²³

Instead of p_c , clustering is often given in terms of ξ_{PBH} , the excess contribution over the Poissonian one, see e.g. [192, 193]. This quantity is also dubbed the two-point correlation function. In our case, it reads

$$\begin{aligned} p_c(N_1, N_2; N_c) &= \beta(N_2; 0, \theta_0) \times [1 + \xi_{\text{PBH}}(N_1, N_2; N_c)] \\ \Rightarrow \xi_{\text{PBH}}(N_1, N_2; N_c) &= \sqrt{\frac{N_1 N_2}{N_1 N_2 - N_c^2}} e^{\frac{(\pi - \theta_0)^2 N_c (2N_1 N_2 - N_2 N_c - N_1 N_c)}{2q^2 N_1 N_2 (N_1 N_2 - N_c^2)}} - 1. \end{aligned} \quad (6.15)$$

Note that this only depends on the model parameters q and θ_0 . Since p_c has a more transparent physical interpretation than ξ_{PBH} , we use the former quantity below.

Figure 7 depicts p_c for our model A from Table 1 for two PBHs of equal mass $M_1 = M_2 = 10^{21}$ g, as a function of the comoving distance r . Right above the PBH radius $r_1 = r_2 = r_{\text{PBH}}$, the function quickly decreases to $\sim 10^{-3}$, indicating relatively strong clustering. This scale is essentially set by the prefactor of Eq. (6.13) (the exponent is close to zero), dominated by $b \ll 1$. Moving further out, p_c decays towards the background value of $\beta \sim 10^{-15}$. The decay is notably mild: even though the absolute value of p_c is small, it stays well above the background value over a wide range of scales.

Starting from p_c , we can compute the expected density of PBHs of mass M_2 at distance r from the first PBH, assuming the additional PBHs are not correlated with each other. The number density in a logarithmic r interval is

$$\begin{aligned} n_{\text{PBH}}(r) &= \frac{1}{d \ln r} \frac{[\text{comoving volume between } r \text{ and } r + d \ln r]}{[\text{comoving size of one PBH}]} \times p_c(N_1, N_2; N_c(r)) \\ &= 3 \left(\frac{r}{r_2} \right)^3 \times p_c(N_1, N_2; N_c(r)) \end{aligned} \quad (6.16)$$

²³Often (see e.g. [192, 193]), p_c is taken to be zero at small separations with the interpretation that a PBH can not form inside another PBH. With this convention, the corresponding quantity ξ_{PBH} in Eq. (6.15) equals -1 in this limit. We adopt $p_c = 1$ in this regime instead, since it matches the growing behaviour of p_c . In our interpretation, the probability to find a PBH is one at small distances, since we start by assuming the existence of a PBH there.

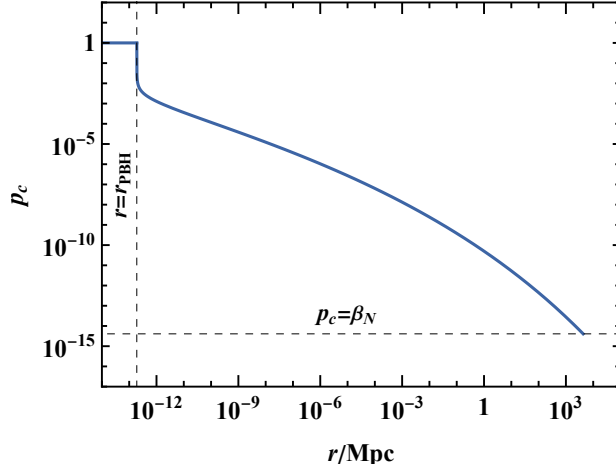


Figure 7. Clustering of PBHs for point A from Table 1, in terms of the comoving distance. The lower cutoff $r_{\text{PBH}} = 1.9 \times 10^{-13}$ Mpc corresponds to the PBH mass scale $M = 10^{21}$ g.

for $r > \max(r_1, r_2)$, and zero for $r \leq \max(r_1, r_2)$. If the PBH density is small, as long as $\int_0^r d \ln r' n_{\text{PBH}}(r') \ll 1$, this is practically equal to the probability density for the distance to the closest PBH neighbour of mass M_2 . The distance at which $\int_0^r d \ln r' n_{\text{PBH}}(r') = 1$ gives, roughly, the expected distance to this nearest neighbour. In practice, the integrand changes quickly with the geometric r^3 factor; the nearest-neighbour radius is reached when the integrand itself is of unit value. For our example model from Figure 7, $M_1 = M_2 = 10^{21}$ g, this is reached very close to the PBH, around $r \approx 2 \times 10^{-12}$ Mpc, only one order of magnitude larger than the PBH radius. The radius is essentially given by—up to an order one factor—by $r \sim r_2 \times [b/(2\pi|\mathcal{C}_{l,\text{th}}|)]^{-1/3}$. In comparison, the Poissonian limit $p_c = \beta_{N_2}$ gives $r \approx 10^{-8}$ Mpc $\sim r_2 \times \beta_{N_2}^{-1/3}$, five orders of magnitude larger than the PBH radius.

In fact, the PBH density in the clusters is so high that it quickly grows to dominate the local Universe. The local PBH fraction within radius r can be estimated as $p_c(r) \times a/a_{\text{formation}}$, where the redshift factor takes into account the relative dilution of PBHs versus radiation. Evaluated at Hubble re-entry, this becomes $p_c(r) \times r/r_{\text{PBH}}$, a growing function of r that exceeds unity at $r \approx 2 \times 10^{-8}$ Mpc. On larger scales, the local Universe becomes matter-dominated before the scale’s Hubble re-entry. The evolution of the thus-formed matter-dominated clusters is highly non-linear, and it can affect e.g. PBH mergers and subsequent PBH formation in non-trivial ways that go beyond the standard analysis [194, 195]. Analysing the evolution of PBH clusters is beyond the scope of this paper.

Fig. 7 indicates that strong clustering extends all the way to the CMB pivot scale $r_* = 20$ Mpc and beyond. This poses a problem: clustered PBHs constitute isocurvature perturbations with a power spectrum roughly given by $\mathcal{P}_S(k) \sim \xi_{\text{PBH}}(r = 1/k)$, giving $\mathcal{P}_S(k_*) \sim \xi_{\text{PBH}}(r_*) \approx 600$ in our model, breaking the observational bound (6.4) if PBHs constitute all dark matter. The probability of finding another PBH at distance r_* is of order 600, far exceeding the observed small CMB perturbations. In fact, we expect such behaviour to be generic to PBH models with a flat power spectrum like ours, including those considered in [105–107]: all scales contribute equally to the final field perturbation that produces the PBHs, and thus clustering is strong over all scales, with a two-point function that grows in a

power-law fashion as distance decreases.²⁴ To be compatible with observations, the stochastic evolution of the curvaton ψ must start later during inflation, when the CMB scales have exited the horizon, to decouple the CMB from the PBH statistics. This can be achieved, for example, by adding an inflaton-dependent mass to the curvaton field, large at early times to keep the curvaton stationary, but becoming smaller later, to allow for the curvaton’s stochastic evolution. In the formulas of this paper, this corresponds to shifting the origin of the e-folds N to the later, post-CMB time, and imposing a cutoff there. While affecting the details, such a shift does not alter the qualitative conclusions of this paper. Even with these measures, the PBHs may induce sizeable isocurvature perturbations at scales below the CMB, possibly altering the late-time formation of PBHs and leading to GW production. Again, such complications are beyond the scope of this paper.

If the underlying perturbations were Gaussian, the PBH distribution would be Poissonian, with $\xi_{\text{PBH}}(r) = 0$ at $r > r_{\text{PBH}}$ [191]. Extra clustering induced by non-Gaussianities has been studied before in e.g. [80, 196–198]²⁵, in a perturbative setup characterized by the parameter f_{NL} and its higher-order counterparts. These studies have shown that stronger non-Gaussianity implies a stronger coupling between the different scales and, thus, higher clustering. Our setup goes beyond a perturbative expansion and computes $\xi_{\text{PBH}}(r)$ from first principles. As is clear from the above discussion, the clustering in our model is stronger than in typical setups considered in the literature. Nevertheless, our conclusions concerning non-Gaussianity agree with the literature: In Appendix C, we estimate the perturbative parameter $f_{\text{NL,tot}}$ in our model, showing that it grows for large values of the parameters b and q . By Eq. (6.13), large b and q imply a high value of p_c that decreases slowly as a function of distance. Thus, high perturbative non-Gaussianity is correlated with strong clustering.

Before us, clustering with non-perturbative non-Gaussianity was studied in [192]²⁶, where the authors considered single-field models of inflation and used a PBH formation criterion based on a threshold for the curvature perturbation. They found the exponential tails of the curvature distribution to factorize the clustering profile ξ_{PBH} so that it does not depend on the collapse threshold. Our model also produces an exponential tail for the curvature perturbation, see Appendix C, and while we study PBH formation in terms of the compaction function instead of the curvature amplitude, our result (6.15) again does not depend on our threshold $\mathcal{C}_{l,\text{th}}$. This strengthens the hypothesis of a universal clustering profile in the presence of non-Gaussianity.

7 Discussion and Conclusions

In this work, we investigated a mechanism of primordial black hole production that does not require a large amplitude for the curvature power spectrum, extending ideas proposed in [104–107]. In Section 2, we considered the early Universe dynamics of a light spectator field, curvaton, whose energy density remains subdominant during and after inflation. Rare field fluctuations probe a maximum of the spectator potential, leading to non-Gaussian tails in the induced curvature fluctuations. Such tails are responsible for PBH formation, a process best studied in terms of the statistics of the fluctuations’ compaction function \mathcal{C} . In Sections 3 and

²⁴In models with a peaked power spectrum, the scales outside the peak contribute less, presumably limiting the clustering range.

²⁵Such can leave its imprints on scalar-induced Gravitational Waves as shown in Refs.[199, 200].

²⁶See also [201], where the authors consider non-Gaussian clustering of supermassive PBHs in a simple threshold model.

4, we applied our formalism to a specific realisation based on the dynamics of axion-like particles (ALPs), analytically solving the evolution equations and deriving analytical formulas for the compaction function distribution (4.26) and the PBH abundance (4.29). In Appendix B, we generalized the computation to other hilltop potentials. This framework requires reduced fine-tuning of the parameters to produce PBHs compared to more conventional scenarios of single-field inflation.

In Section 5, we studied in detail three benchmark points, see Table 1 and Fig. 6, showing in the first two cases that they lead to PBH populations in the asteroid-mass window $10^{17} \dots 10^{22}$ g comprising all of the dark matter, while the third case leads to a subdominant PBH dark matter component of larger masses $\sim 10^{29}$ g, testable by upcoming experiments. Interestingly, we find a correlation between the ALP mass and decay constant, versus the PBH mass. For instance, ALP with mass $m_a = 5.4 \times 10^{14}$ eV and decay constant $f_a = 4.6 \times 10^{-5} M_{\text{Pl}}$ leads to PBHs of mass $M_{\text{PBH}} = 10^{21}$ g as the entire DM candidate of the universe, while $m_a = 1.2 \times 10^8$ eV and decay constant $f_a = 3.8 \times 10^{-6} M_{\text{Pl}}$ leads to PBHs of mass $M_{\text{PBH}} = 10^{29}$ g, testable in future PBH observations via lensing in NGRST telescope and mergers detectable in Gravitational Waves (GW) detectors like LISA and ET (see Fig.6). In Section 6, finally, we studied further developments of our set-up. We considered mixed ALP and PBH dark matter scenarios, the dynamics of spectators with Higgs-like potentials, and the phenomenon of PBH clustering after formation. The latter process turns out to be particularly important for the phenomenology of our set-up: we find that PBHs cluster strongly over all cosmological scales, clashing with CMB isocurvature bounds. This problem is shared by all inflationary PBH models that depend on strongly non-Gaussian cosmological fluctuations, without a peak in the curvature power spectrum. We then outlined possible improvements in model building for preventing this issue.

There are a number of things to keep in mind regarding our analysis. In particular, our analytical approximations are valid for sharp features in the profile of the curvature perturbation, and it is not clear whether such features would appear in a more comprehensive analysis. Instead, perturbations we classify as black holes may lead to patches of space where the curvaton is pushed off the potential maximum to its other side. Such patches may still form PBHs or other bound structures, especially if the field gets stuck in a false vacuum on the other side of the maximum. They may also produce topological defects, which later lead to PBH production [26, 190, 202]. In addition, our analysis is uncertain for PBHs that form after the field has started to oscillate but before it decays. A detailed analysis of this isocurvature regime is beyond the scope of this work.

Besides further theoretical developments needed in model building, there are several avenues for further investigations. The correlations between ALP properties and the mass of the PBHs suggest a synergy between cosmological and astronomical searches for PBHs and laboratory experiments aimed to ALP detection. When it comes to gravitational waves, our set-up does not generate a sizeable amount of induced gravitational waves at second order in perturbations, since the curvature power spectrum has a small amplitude at all scales. Nevertheless, given the strong PBH clustering effects we find, we expect significant GW signals from PBH mergers, whose properties warrant further investigation.

Acknowledgements

C.C. is supported by NSFC (Grants No. 12433002). The work of G.T. is partially funded by STFC grant ST/X000648/1. This work was supported by the Estonian Research Coun-

cil grant PRG1055 and by the EU through the European Regional Development Fund CoE program TK133 “The Dark Side of the Universe.” E.T. was supported by the Lancaster–Manchester–Sheffield Consortium for Fundamental Physics under STFC grant: ST/T001038/1. For the purpose of open access, the authors have applied a Creative Commons Attribution licence to any Author Accepted Manuscript version arising. Research Data Access Statement: No new data were generated for this manuscript. Authors thank Devanshu Sharma and Spyros Sypsas for discussion. C.C. thanks the support from the Jockey Club Institute for Advanced Study at The Hong Kong University of Science and Technology.

A Compaction function distribution at small \mathcal{C}_l

How does the compaction function probability distribution $P(\mathcal{C}_l, N)$ of Eq. (4.5) behave at small \mathcal{C}_l values? To approach this question, let us first compute the variance of \mathcal{C}_l :

$$\langle \mathcal{C}_l^2 \rangle = \int_{-\infty}^{\infty} d\mathcal{C}_l \mathcal{C}_l^2 P(\mathcal{C}_l, N) = \frac{q}{\sqrt{2\pi N}} \int_{-\infty}^{\infty} d\tilde{\theta} \tilde{N}_{\tilde{\theta}}^2 \exp\left[-\frac{(\tilde{\theta} - \theta_0)^2}{2q^2 N}\right] \approx q^2 \tilde{N}_{\theta_0}^2 = \mathcal{P}_{\zeta, \psi}. \quad (\text{A.1})$$

The approximation follows from the fact that the Gaussian factor only has support around $\tilde{\theta} = \theta_0$. It is accurate if $\tilde{N}_{\tilde{\theta}}$ behaves regularly enough. However, around $\tilde{\theta} \sim \pi$, $\tilde{N} \sim \ln(\pi - \tilde{\theta})$ (and similarly around other potential maxima), see Eq. (4.15), and the integral actually diverges. Result (A.1) still describes the distribution at its bulk, at not-too-large \mathcal{C}_l , if the asymptotic tails are disregarded. Since the observable Universe is finite, we expect cosmological observations not to probe the tails far enough to affect $\langle \mathcal{C}_l^2 \rangle$, and Eq. (A.1) applies. It is essentially a linear perturbation theory result, as suggested by the appearance of the power spectrum $\mathcal{P}_{\zeta, \psi}$.

A reasonable guess for $P(\mathcal{C}_l, N)$ at small \mathcal{C}_l is a Gaussian with a variance given by Eq. (A.1):

$$P(\mathcal{C}_l, N) = \frac{1}{\sqrt{2\pi q \tilde{N}_{\theta_0}}} \exp\left(-\frac{\mathcal{C}_l^2}{2q^2 \tilde{N}_{\theta_0}^2}\right) = \frac{1}{\sqrt{2\pi \mathcal{P}_{\zeta, \psi}}} \exp\left(-\frac{\mathcal{C}_l^2}{2\mathcal{P}_{\zeta, \psi}}\right). \quad (\text{A.2})$$

This can be obtained from Eq. (4.5) by assuming the first term dominates in the exponent and integrating over it—the opposite of how we computed the tail in Eq. (4.26).

Fig. 8 plots the approximation (A.2) together with a numerically integrated $P(\mathcal{C}_l, N)$ for two of our benchmark points. We see that for point B, the match is reasonable: there is visible non-Gaussianity even near the peak, but a general shape with the expected variance appears. However, for point A, the fit is not good; instead, $P(\mathcal{C}_l, N)$ appears to diverge for small \mathcal{C}_l . This is due to the small θ_0 value: for point A, $\theta_0 = 0.2$, and $q\sqrt{N} \approx 0.4$ is large enough for the distribution to probe the $\tilde{\theta} = 0$ region, where $\tilde{N}_{\tilde{\theta}}$ approaches zero and the $1/\tilde{N}_{\tilde{\theta}}$ factor in Eq. (4.5) grows. The first term in the exponent of Eq. (4.5) is not sharp enough to dominate the integrand for small \mathcal{C}_l ; instead, the $\tilde{N}_{\tilde{\theta}}$ factors start to play a role.

We can try to tackle the problem like we did for large \mathcal{C}_l values in Section 4.3, with the saddle point approximation (4.25). Indeed, the $\tilde{N}_{\tilde{\theta}}$ factors form a peak at small $\tilde{\theta}$. However, the integrand is much wider in this region than near the hilltop, with a $1/\tilde{N}_{\tilde{\theta}} \sim 1/\tilde{\theta}$ tail, see Eq. (4.21), so the Gaussian approximation of Section 4.3 doesn’t work well. Instead, we can estimate the $\exp\left[-\mathcal{C}_l^2/(2q^2 \tilde{N}_{\tilde{\theta}}^2)\right]$ factor as a step function that kills the integrand at $|\tilde{\theta}| < \tilde{\theta}_{\text{pk}}$

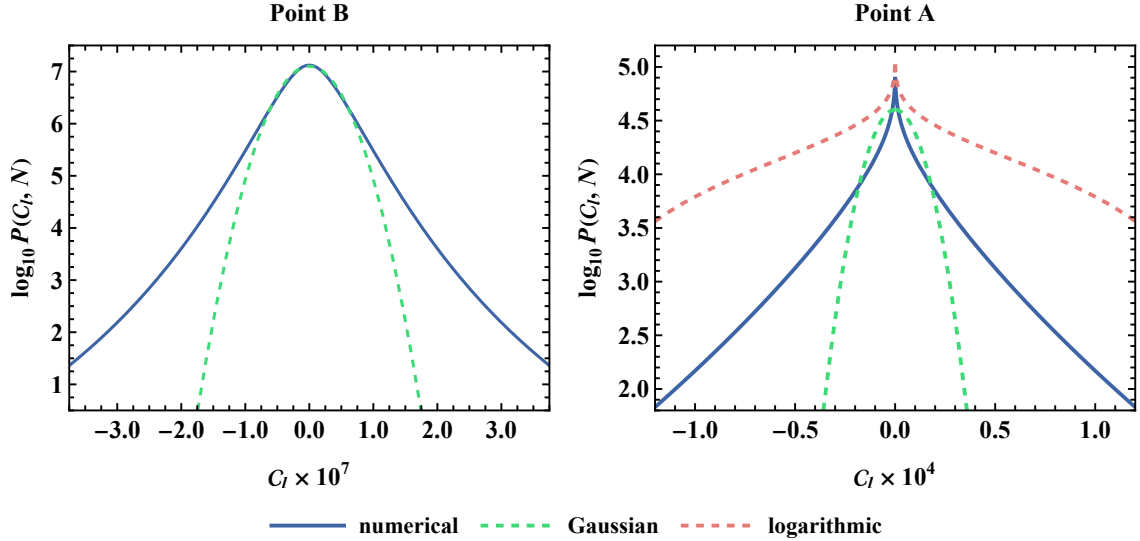


Figure 8. The probability distribution $P(C_l, N)$ near $C_l = 0$ for the benchmark points A and B from Table 1. The Gaussian approximation refers to Eq. (A.2); the logarithmic approximation refers to Eq. (A.3)

and is one elsewhere. Using \tilde{N} from Eq. (4.21) and taking $\tilde{\theta} - \theta_0 \approx -\theta_0$ in the first term in the exponent, we get

$$\begin{aligned}
 P(C_l, N) &= \frac{4R_{\text{dec}}^{1/4}}{\pi q^2 \sqrt{N} f_a^{3/2}} \exp\left(-3n_{\text{osc}} - \frac{\theta_0^2}{2q^2 N}\right) \int_{\tilde{\theta}_{\text{pk}}}^{\pi} \frac{d\tilde{\theta}}{\tilde{\theta}} \\
 &= \frac{4R_{\text{dec}}^{1/4}}{\pi q^2 \sqrt{N} f_a^{3/2}} \exp\left(-3n_{\text{osc}} - \frac{\theta_0^2}{2q^2 N}\right) \ln \frac{\pi f_a^{3/2} q e^{3n_{\text{osc}}}}{4|C_l| R_{\text{dec}}^{1/4}},
 \end{aligned} \tag{A.3}$$

where we used the symmetry in $\tilde{\theta} \leftrightarrow -\tilde{\theta}$. As in Section 4.3, we also restricted the integration to $|\tilde{\theta}| < \pi$. The result diverges at $C_l \rightarrow 0$, but the variance $\langle C_l^2 \rangle$ is still finite. The approximation (A.3) is compared to the numerically integrated result in Fig. 8. The match is not perfect, but the qualitative behaviour matches: instead of a wide hilltop, we obtain a sharp, diverging peak.

B PBHs from a general hilltop curvaton

In Section 4, we solved the initial PBH fraction β in the axion-like curvaton model. An analogous computation applies to any curvaton ψ with a potential V that has a quadratic minimum of zero at some ψ_{bottom} and a quadratic maximum at some ψ_{top} . In this appendix, we generalize the results of Section 4 to such a model. Without loss of generality, we take $\phi_{\text{bottom}} < \phi < \phi_{\text{top}}$.

Let us start by fixing the notation and rescaling the variables, analogously to Eq. (4.1)

:

$$\begin{aligned}
 \Delta\psi &\equiv \psi_{\text{top}} - \psi_{\text{bottom}}, & \phi &\equiv \frac{\psi}{\Delta\psi}, & f(\phi) &\equiv \frac{V(\psi)}{V_{\text{top}}}, & \tilde{R} &\equiv \frac{\rho_r}{V_{\text{top}}}, \\
 Q &\equiv \frac{H_*}{2\pi\Delta\psi}, & V_{\text{top}} &\equiv V(\psi_{\text{top}}), & \mu^2 &\equiv -V''(\psi_{\text{top}}), & m^2 &\equiv V''(\psi_{\text{bottom}}).
 \end{aligned} \tag{B.1}$$

For convenience, some of these scalings differ from the ALP case slightly; we comment this further below. In general, the indices ‘‘top’’ and ‘‘bottom’’ refer to the hilltop and minimum of the potential, respectively.

Analogously to Eqs. (4.3) and (4.4), the equation of motion for the scaled field ϕ is

$$\phi'' + \left(3 - \frac{1}{2}\phi'^2 \Delta\psi^2\right) \left(\left[1 - \frac{2}{3} \frac{\tilde{R}}{\tilde{R} + f(\phi)}\right] \phi' + \frac{f'(\phi)}{[\tilde{R} + f(\phi)] \Delta\psi^2} \right) = 0, \quad \tilde{R} = \tilde{R}_{\text{dec}} e^{-4N_p}, \quad (\text{B.2})$$

and its power spectrum contribution is

$$\mathcal{P}_{\zeta, \psi}(k) = Q^2 \tilde{N}_{\tilde{\phi}}^2(\phi_0), \quad \phi_0 \equiv \frac{\psi_0}{\Delta\psi}, \quad (\text{B.3})$$

where $\tilde{N}(\tilde{\phi})$ is the time to the curvaton decay surface starting from $\tilde{\phi}$, as above. When $\tilde{\phi}$ is near the hilltop, we can again define the new time variable $n \equiv \frac{1}{4} \ln \frac{\mu^2}{\tilde{R}(N)V_{\text{top}}}$, so that Eq. (B.2) becomes, approximately,

$$\phi'' + \phi' - 3(\phi - \phi_{\text{top}})e^{4n} = 0 \quad (\text{B.4})$$

with the solution

$$\phi_{\text{top}} - \phi(n) = (\phi_{\text{top}} - \tilde{\phi}) \times \frac{\sqrt{2}}{3^{1/8}} \Gamma\left(\frac{5}{4}\right) e^{-\frac{n}{2}} I_{1/4}\left(\frac{\sqrt{3}}{2} e^{2n}\right). \quad (\text{B.5})$$

We approximate the oscillations to start when $\psi = \psi_{\text{bottom}}$, that is, $\phi_{\text{top}} - \phi(n) = 1$. This gives

$$n_{\text{osc}} \approx -\frac{2}{3} \ln\left(\frac{\sqrt{\pi} 3^{3/8}}{\sqrt{2}(\phi_{\text{top}} - \tilde{\phi})\Gamma(\frac{5}{4})}\right) - \frac{1}{2} W_{-1}\left(-\frac{2^{5/3} [(\phi_{\text{top}} - \tilde{\phi})\Gamma(\frac{5}{4})]^{4/3}}{3\pi^{2/3}}\right), \quad (\text{B.6})$$

analogously to Eq. (4.11). Similarly to Eq. (4.14), noting that $f = 1$ on the hilltop, we can use this to write

$$\tilde{N} \approx \frac{1}{4\tilde{R}_{\text{dec}}^{1/4}} \left(\frac{V_{\text{top}}}{\mu^2}\right)^{3/4} e^{3n_{\text{osc}}}. \quad (\text{B.7})$$

We can again approximate

$$\tilde{N}(\phi) = a - b \ln(\phi_{\text{top}} - \tilde{\phi}), \quad (\text{B.8})$$

now with

$$b = (\phi_{\text{top}} - \tilde{\phi}) \tilde{N}_{\tilde{\phi}} = \frac{3^{1/4} V_{\text{top}}^{3/4}}{4\sqrt{2}\mu^{3/2}\tilde{R}_{\text{dec}}^{1/4}} \times \sqrt{-W_{-1}\left(-\frac{3q^4 V_{\text{top}}^3 \Gamma(\frac{5}{4})^4}{32|\mathcal{C}_{l,\text{th}}|^4 \mu^6 \pi^2 R_{\text{dec}}}\right)} \quad \text{for} \quad \tilde{N}_{\tilde{\phi}} = \frac{|\mathcal{C}_{l,\text{th}}|}{q}. \quad (\text{B.9})$$

Analogously to Eq. (4.29), this helps us integrate over the tail of the \mathcal{C}_l distribution, yielding

$$\beta_N \approx \frac{b}{2\pi\sqrt{N}|\mathcal{C}_{l,\text{th}}|} \exp\left[-\frac{(1 - \phi_0)^2}{2q^2 N}\right]. \quad (\text{B.10})$$

To reconnect with the ALP model, we identify

$$\begin{aligned}\Delta\psi &= \pi f_a, & \phi &= \frac{\theta}{\pi}, & f(\phi) &= 1 - \cos(\pi\phi), & Q &= \frac{H_*}{2\pi^2 f_a} = \frac{q}{\pi}, \\ \tilde{R}_{\text{dec}} &= \frac{1}{2}R_{\text{dec}}, & V_{\text{top}} &= 2\Lambda^4, & m^2 &= \mu^2 = m_a^2 = \frac{\pi^2}{2} \frac{V_{\text{top}}}{\Delta\psi^2}.\end{aligned}\tag{B.11}$$

Note, in particular, the slight differences in $\Delta\psi$ and f_a , Q and q , and \tilde{R}_{dec} and R_{dec} (arising from comparing the energy densities to V_{top} instead of $\Lambda_a^4 = V_{\text{top}}/2$). Importantly, in the ALP model, the parameters $\Delta\Psi$, V_{top} , and m_a are linked together so that only two of them can be set freely.

For the Higgs-like field of Section 6.2, we have

$$\begin{aligned}\Delta\psi &= v, & f(\phi) &= (\phi^2 - 1)^2, & Q &= \frac{H_*}{2\pi v}, \\ V_{\text{top}} &= \frac{\lambda}{4}v^4, & m^2 &= 2\lambda v^2 = 8\frac{V_{\text{top}}}{\Delta\psi^2}, & \mu^2 &= \lambda v^2 = \frac{1}{2}m^2 = 4\frac{V_{\text{top}}}{\Delta\psi^2}.\end{aligned}\tag{B.12}$$

The only difference between the models is the slight difference in the shape of the f function, reflected in the different (order one) coefficients between $V_{\text{top}}/\Delta\psi^2$, m^2 , and μ^2 , which are still related to each other. The PBH behaviour is essentially the same.

In general, PBH abundance is still mostly regulated by Q , as above, and b still has to be small to make $\mathcal{P}_{\zeta,\psi}$ small. If we want b to be as large as possible without violating the $\mathcal{P}_{\zeta,\psi}$ bound, we had to go to small R_{dec} above, since our $f_a \sim qH_*$ was capped by the maximum allowed value of H_* . This limitation still applies for our $\Delta\psi$, but now b is instead related to the ratio V_{top}/μ^2 , which can, at least in principle, be independent of $\Delta\psi$. In particular, making μ small increases b without the need to push R_{dec} down. This corresponds to a very wide hilltop, necessitating a sharp drop towards the minimum at distance $\Delta\psi$, suggesting a plateau-type model.

C Probability distribution of the curvature perturbation

As discussed around Eq. (2.6), the curvature perturbation is given by the $\delta\mathcal{N}$ formalism as

$$\zeta = \Delta N = \tilde{N}(\tilde{\theta}) - \tilde{N}(\theta_0),\tag{C.1}$$

in terms of the field value $\tilde{\theta}$. The field's probability distribution at N inflationary e-folds, $P(\tilde{\theta}, N)$, is given by Eq. (4.2). From this, we get a probability distribution for ζ :

$$P(\Delta N, N) = \frac{P(\tilde{\theta}(\Delta N), N)}{\Delta N_{\tilde{\theta}}(\tilde{\theta}(\Delta N))},\tag{C.2}$$

where the functional dependence between ΔN and $\tilde{\theta}$ arises from Eq. (C.1).

In the tail of the distribution, near $\tilde{\theta} \rightarrow \pi$ and large ΔN , we can use Eq. (4.15), redefining the coefficient a :

$$\Delta N = \Delta N_1 - b \ln \frac{\pi - \tilde{\theta}}{\pi - \theta_1},\tag{C.3}$$

	A	B	C
f_{NL}	2.8×10^4	1.3×10^6	1.5×10^5

Table 3. The non-Gaussianity parameter f_{NL} from Eq. (C.6) for the benchmark points of Table 1.

where $\Delta N_1 \equiv \Delta N(\theta_1)$ must be fixed numerically. In this Section, we don't care about its exact value; we're only interested in the qualitative asymptotic behaviour of Eq. (C.2), which is now

$$P_{\text{tail}}(\Delta N, N) \approx \frac{\pi - \theta_1}{\sqrt{2\pi N} qb} \exp\left(-\frac{(\pi - \theta_0)^2}{2q^2 N} + \frac{\Delta N_1 - \Delta N}{b}\right). \quad (\text{C.4})$$

Note the exponential tail $\exp(-\Delta N/b)$, which gives extra exponential suppression compared to the distribution of \mathcal{C}_l , Eq. (4.26). This comes, essentially, from the computation $1/\tilde{N}_{\tilde{\theta}} \propto \pi - \tilde{\theta} \propto e^{-\tilde{N}/b}$, compared to the computation $1/\tilde{N}_{\tilde{\theta}\tilde{\theta}} \propto (\pi - \tilde{\theta})^2 \propto 1/\tilde{N}_{\tilde{\theta}} \propto 1/\mathcal{C}_l$. ΔN behaves like \tilde{N} , whereas our \mathcal{C}_l behaves like $\tilde{N}_{\tilde{\theta}}$. In particular for small b , the ΔN distribution is much suppressed compared to the \mathcal{C}_l distribution. In this limit, one has to go closer to the hilltop at $\tilde{\theta} = \pi$ to get a high ΔN than to get a high $|\mathcal{C}_l|$. Physically, for a large \mathcal{C} , we don't need a large number of e-folds, we only need a momentary rapid change in the e-folds, which can take place over a short distance. This is also evident in our benchmark points in Table 1, and partially explains the high PBH abundances we obtain: we look at \mathcal{C}_l instead of the harder-to-increase ΔN , like many previous studies do.

Similar exponential tails arise also from single-field models of stochastic inflation [162–164], including potentials with a local maximum in the potential [145, 151, 203–205]. Also in these models, considering \mathcal{C}_l instead of ΔN seems to amplify the probability distribution [146].

If, instead of the tail, we look at the typical values $\tilde{\theta} \approx \theta_0$, small ΔN , we can expand

$$\Delta N \approx \tilde{N}_{\tilde{\theta}}(\theta_0)(\tilde{\theta} - \theta_0) + \frac{1}{2}\tilde{N}_{\tilde{\theta}\tilde{\theta}}(\theta_0)\left[(\tilde{\theta} - \theta_0)^2 - \langle(\tilde{\theta} - \theta_0)^2\rangle\right] + \mathcal{O}[(\tilde{\theta} - \theta_0)^3]. \quad (\text{C.5})$$

Defining $\Delta N_G \equiv \tilde{N}_{\tilde{\theta}}(\theta_0)(\tilde{\theta} - \theta_0)$, which is Gaussian, we can rearrange this into

$$\Delta N = \Delta N_G + \frac{3}{5}f_{NL}(\Delta N_G^2 - \langle\Delta N_G^2\rangle), \quad f_{NL} = \frac{5\tilde{N}_{\tilde{\theta}\tilde{\theta}}(\theta_0)}{6\tilde{N}_{\tilde{\theta}}^2(\theta_0)}. \quad (\text{C.6})$$

Here f_{NL} is the usual bispectrum parameter of local non-Gaussianity²⁷ - - it is scale invariant and would be the f_{NL} parameter measured from, say, the CMB, if the scalar field perturbations dominated. Table 3 gives the values for our benchmark points, all of them large. Indeed, Eqs. (C.6) with (4.14) suggests $f_{NL} \sim 1/\tilde{N}(\theta_0) \sim R_{\text{dec}}^{1/4}/f_a^{3/2} \gg 1$; using also Eq. (4.4) suggests $f_{NL} \sim 1/\tilde{N}_{\tilde{\theta}}(\theta_0) \sim q/\sqrt{\mathcal{P}_{\zeta,\psi}} \gg 1$.

As a consistency check, we can compute the f_{NL} in the quadratic potential limit of

²⁷Refs. [206–208] finds that f_{nl}, g_{nl} expansion breaks down far in the tail.

small θ , with \tilde{N} from Eq. (4.23). We get

$$f_{NL} = \frac{5 \times 4R_{\text{dec}}^{1/4}}{6\theta_0^2 f_a^{3/2} e^{3n_{\text{osc}}}} = \frac{5}{4r}, \quad (\text{C.7})$$

$$r \equiv \frac{3\theta_0^2 f_a^{3/2} e^{3n_{\text{osc}}}}{8R_{\text{dec}}^{1/4}} = \frac{3}{4} \frac{\frac{1}{2}\theta_0^2 \times \Lambda_a^4}{\Lambda_a^4 e^{-4n_{\text{osc}}}/f_a^2} \left(\frac{\Lambda_a^4 e^{-4n_{\text{osc}}}/f_a^2}{\Lambda_a^4 R_{\text{dec}}} \right)^{1/4} = \frac{3\rho_{\psi,\text{dec}}}{4\rho_{r,\text{dec}}},$$

where $\rho_{\psi,\text{dec}}$ and $\rho_{r,\text{dec}}$ are the scalar and radiation densities at the scalar decay. We recognized $\frac{1}{2}\theta_0^2 \Lambda_a^4$ and $\Lambda_a^4 e^{-4n_{\text{osc}}}/f_a^2 = m_a^2 e^{-4n_{\text{osc}}}$ as the energy densities of the scalar and radiation at the the start of the scalar oscillations, and the quantity in the parantheses is the redshift factor from that time to the decay, given by the radiation energy density. Result (C.7) agrees with the well-known quadratic curvaton result [5].

In our setup, the scalar field is subdominant when it decays, so the values listed in Table 3 don't correspond to non-Gaussianity observed in, say, the CMB. The induced perturbative non-Gaussianity is suppressed and not of the local type. Still, we can compute a parameter like f_{NL} by comparing the non-Gaussian term of Eq. (C.6) to the total curvature perturbation ζ . Using the previous results, this yields $f_{NL,\text{tot}} \sim f_{NL,\psi} \times \mathcal{P}_{\zeta,\psi}/\mathcal{P}_{\zeta,\text{tot}} \sim q\sqrt{\mathcal{P}_{\zeta,\psi}}/\mathcal{P}_{\zeta,\text{tot}}$. Current CMB observations indicate $f_{NL,\psi} \lesssim \mathcal{O}(10)$ [78]; with $q \sim 0.01$ and $\mathcal{P}_{\zeta,\text{tot}} \sim 10^{-9}$, this sets the requirement $\mathcal{P}_{\zeta,\psi} \lesssim 10^{-12}$. This is not satisfied for our benchmark point A. However, as discussed in Section 6.3, couplings between the CMB and PBH scales lead to large PBH clustering, providing even more stringent constraints. In that Section, we discussed how to remove these couplings; the same measures also erase f_{NL} at the CMB scales.

References

- [1] K. Dimopoulos, M. Karčiauskas and J.M. Wagstaff, *Vector Curvaton without Instabilities*, *Phys. Lett. B* **683** (2010) 298 [0909.0475].
- [2] D.H. Lyth and D. Wands, *Generating the curvature perturbation without an inflaton*, *Phys. Lett. B* **524** (2002) 5 [hep-ph/0110002].
- [3] T. Moroi and T. Takahashi, *Effects of cosmological moduli fields on cosmic microwave background*, *Phys. Lett. B* **522** (2001) 215 [hep-ph/0110096].
- [4] K. Enqvist and M.S. Sloth, *Adiabatic CMB perturbations in pre - big bang string cosmology*, *Nucl. Phys. B* **626** (2002) 395 [hep-ph/0109214].
- [5] D.H. Lyth, C. Ungarelli and D. Wands, *The Primordial density perturbation in the curvaton scenario*, *Phys. Rev. D* **67** (2003) 023503 [astro-ph/0208055].
- [6] M.S. Sloth, *Superhorizon curvaton amplitude in inflation and pre - big bang cosmology*, *Nucl. Phys. B* **656** (2003) 239 [hep-ph/0208241].
- [7] K. Dimopoulos, G. Lazarides, D. Lyth and R. Ruiz de Austri, *The Peccei-Quinn field as curvaton*, *JHEP* **05** (2003) 057 [hep-ph/0303154].
- [8] PLANCK collaboration, *Planck 2018 results. VI. Cosmological parameters*, *Astron. Astrophys.* **641** (2020) A6 [1807.06209].
- [9] S. Hawking, *Gravitationally collapsed objects of very low mass*, *Mon. Not. Roy. Astron. Soc.* **152** (1971) 75.
- [10] B.J. Carr and S.W. Hawking, *Black holes in the early Universe*, *Mon. Not. Roy. Astron. Soc.* **168** (1974) 399.

- [11] B.J. Carr, *The Primordial black hole mass spectrum*, *Astrophys. J.* **201** (1975) 1.
- [12] P. Ivanov, P. Naselsky and I. Novikov, *Inflation and primordial black holes as dark matter*, *Phys. Rev. D* **50** (1994) 7173.
- [13] J. Garcia-Bellido, A.D. Linde and D. Wands, *Density perturbations and black hole formation in hybrid inflation*, *Phys. Rev. D* **54** (1996) 6040 [[astro-ph/9605094](#)].
- [14] M. Kawasaki, N. Sugiyama and T. Yanagida, *Primordial black hole formation in a double inflation model in supergravity*, *Phys. Rev. D* **57** (1998) 6050 [[hep-ph/9710259](#)].
- [15] J. Yokoyama, *Chaotic new inflation and formation of primordial black holes*, *Phys. Rev. D* **58** (1998) 083510 [[astro-ph/9802357](#)].
- [16] M.Y. Khlopov, *Primordial Black Holes*, *Res. Astron. Astrophys.* **10** (2010) 495 [[0801.0116](#)].
- [17] M. Sasaki, T. Suyama, T. Tanaka and S. Yokoyama, *Primordial black holes—perspectives in gravitational wave astronomy*, *Class. Quant. Grav.* **35** (2018) 063001 [[1801.05235](#)].
- [18] J. Garcia-Bellido and E. Ruiz Morales, *Primordial black holes from single field models of inflation*, *Phys. Dark Univ.* **18** (2017) 47 [[1702.03901](#)].
- [19] M.P. Hertzberg and M. Yamada, *Primordial Black Holes from Polynomial Potentials in Single Field Inflation*, *Phys. Rev. D* **97** (2018) 083509 [[1712.09750](#)].
- [20] Y.-F. Cai, X. Tong, D.-G. Wang and S.-F. Yan, *Primordial Black Holes from Sound Speed Resonance during Inflation*, *Phys. Rev. Lett.* **121** (2018) 081306 [[1805.03639](#)].
- [21] R.-G. Cai, Z.-K. Guo, J. Liu, L. Liu and X.-Y. Yang, *Primordial black holes and gravitational waves from parametric amplification of curvature perturbations*, *JCAP* **06** (2020) 013 [[1912.10437](#)].
- [22] C. Fu, P. Wu and H. Yu, *Primordial Black Holes from Inflation with Nonminimal Derivative Coupling*, *Phys. Rev. D* **100** (2019) 063532 [[1907.05042](#)].
- [23] J. Liu, L. Bian, R.-G. Cai, Z.-K. Guo and S.-J. Wang, *Primordial black hole production during first-order phase transitions*, *Phys. Rev. D* **105** (2022) L021303 [[2106.05637](#)].
- [24] Y. Cai, M. Zhu and Y.-S. Piao, *Primordial Black Holes from Null Energy Condition Violation during Inflation*, *Phys. Rev. Lett.* **133** (2024) 021001 [[2305.10933](#)].
- [25] A. Escrivà, F. Kuhnel and Y. Tada, *Primordial Black Holes*, [2211.05767](#).
- [26] S. Ge, J. Guo and J. Liu, *New mechanism for primordial black hole formation from the QCD axion*, *Phys. Rev. D* **109** (2024) 123030 [[2309.01739](#)].
- [27] C. Fu and C. Chen, *Sudden braking and turning with a two-field potential bump: primordial black hole formation*, *JCAP* **05** (2023) 005 [[2211.11387](#)].
- [28] X. Wang, Y.-l. Zhang and M. Sasaki, *Enhanced curvature perturbation and primordial black hole formation in two-stage inflation with a break*, *JCAP* **07** (2024) 076 [[2404.02492](#)].
- [29] D. Lynden-Bell, *Galactic nuclei as collapsed old quasars*, *Nature* **223** (1969) 690.
- [30] J. Kormendy and D. Richstone, *Inward bound: The Search for supermassive black holes in galactic nuclei*, *Ann. Rev. Astron. Astrophys.* **33** (1995) 581.
- [31] LIGO SCIENTIFIC, VIRGO collaboration, *Binary Black Hole Mergers in the first Advanced LIGO Observing Run*, *Phys. Rev. X* **6** (2016) 041015 [[1606.04856](#)].
- [32] KAGRA, VIRGO, LIGO SCIENTIFIC collaboration, *GWTC-3: Compact Binary Coalescences Observed by LIGO and Virgo during the Second Part of the Third Observing Run*, *Phys. Rev. X* **13** (2023) 041039 [[2111.03606](#)].

- [33] Y.-F. Cai, X.-C. He, X.-H. Ma, S.-F. Yan and G.-W. Yuan, *Limits on scalar-induced gravitational waves from the stochastic background by pulsar timing array observations*, *Sci. Bull.* **68** (2023) 2929 [2306.17822].
- [34] K. Inomata, K. Kohri and T. Terada, *Detected stochastic gravitational waves and subsolar-mass primordial black holes*, *Phys. Rev. D* **109** (2024) 063506 [2306.17834].
- [35] Z. Chang, Y.-T. Kuang, D. Wu and J.-Z. Zhou, *Probing scalar induced gravitational waves with PTA and LISA: the importance of third order correction*, *JCAP* **2024** (2024) 044 [2312.14409].
- [36] Z. Yi, Q. Gao, Y. Gong, Y. Wang and F. Zhang, *Scalar induced gravitational waves in light of Pulsar Timing Array data*, *Sci. China Phys. Mech. Astron.* **66** (2023) 120404 [2307.02467].
- [37] J. Ellis, M. Fairbairn, G. Franciolini, G. Hütsi, A. Iovino, M. Lewicki et al., *What is the source of the PTA GW signal?*, *Phys. Rev. D* **109** (2024) 023522 [2308.08546].
- [38] S. Wang, Z.-C. Zhao and Q.-H. Zhu, *Constraints on scalar-induced gravitational waves up to third order from a joint analysis of BBN, CMB, and PTA data*, *Phys. Rev. Res.* **6** (2024) 013207 [2307.03095].
- [39] S. Choudhury, S. Ganguly, S. Panda, S. SenGupta and P. Tiwari, *Obviating PBH overproduction for SIGWs generated by pulsar timing arrays in loop corrected EFT of bounce*, *JCAP* **09** (2024) 013 [2407.18976].
- [40] G. Domènech, S. Pi, A. Wang and J. Wang, *Induced gravitational wave interpretation of PTA data: a complete study for general equation of state*, *JCAP* **08** (2024) 054 [2402.18965].
- [41] S. Wang, Z.-C. Zhao, J.-P. Li and Q.-H. Zhu, *Implications of pulsar timing array data for scalar-induced gravitational waves and primordial black holes: Primordial non-Gaussianity fNL considered*, *Phys. Rev. Res.* **6** (2024) L012060 [2307.00572].
- [42] NANOGrav collaboration, *The NANOGrav 12.5 yr Data Set: Search for an Isotropic Stochastic Gravitational-wave Background*, *Astrophys. J. Lett.* **905** (2020) L34 [2009.04496].
- [43] H. Xu et al., *Searching for the Nano-Hertz Stochastic Gravitational Wave Background with the Chinese Pulsar Timing Array Data Release I*, *Res. Astron. Astrophys.* **23** (2023) 075024 [2306.16216].
- [44] D.J. Reardon et al., *Search for an Isotropic Gravitational-wave Background with the Parkes Pulsar Timing Array*, *Astrophys. J. Lett.* **951** (2023) L6 [2306.16215].
- [45] EPTA, INPTA: collaboration, *The second data release from the European Pulsar Timing Array - III. Search for gravitational wave signals*, *Astron. Astrophys.* **678** (2023) A50 [2306.16214].
- [46] LISA COSMOLOGY WORKING GROUP collaboration, *Cosmology with the Laser Interferometer Space Antenna*, *Living Rev. Rel.* **26** (2023) 5 [2204.05434].
- [47] R. Saito and J. Yokoyama, *Gravitational wave background as a probe of the primordial black hole abundance*, *Phys. Rev. Lett.* **102** (2009) 161101 [0812.4339].
- [48] J. Garcia-Bellido, M. Peloso and C. Unal, *Gravitational Wave signatures of inflationary models from Primordial Black Hole Dark Matter*, *JCAP* **09** (2017) 013 [1707.02441].
- [49] R.-g. Cai, S. Pi and M. Sasaki, *Gravitational Waves Induced by non-Gaussian Scalar Perturbations*, *Phys. Rev. Lett.* **122** (2019) 201101 [1810.11000].
- [50] N. Bartolo, V. De Luca, G. Franciolini, A. Lewis, M. Peloso and A. Riotto, *Primordial Black Hole Dark Matter: LISA Serendipity*, *Phys. Rev. Lett.* **122** (2019) 211301 [1810.12218].
- [51] G.F. Chapline, *Cosmological effects of primordial black holes*, *Nature* **253** (1975) 251.
- [52] B. Carr, F. Kuhnel and M. Sandstad, *Primordial Black Holes as Dark Matter*, *Phys. Rev. D* **94** (2016) 083504 [1607.06077].

- [53] K. Inomata, M. Kawasaki, K. Mukaida, Y. Tada and T.T. Yanagida, *Inflationary Primordial Black Holes as All Dark Matter*, *Phys. Rev. D* **96** (2017) 043504 [[1701.02544](#)].
- [54] K. Inomata, M. Kawasaki, K. Mukaida and T.T. Yanagida, *Double inflation as a single origin of primordial black holes for all dark matter and LIGO observations*, *Phys. Rev. D* **97** (2018) 043514 [[1711.06129](#)].
- [55] K. Dimopoulos, *Ultra slow-roll inflation demystified*, *Phys. Lett. B* **775** (2017) 262 [[1707.05644](#)].
- [56] A. Karam, N. Koivunen, E. Tomberg, V. Vaskonen and H. Veermäe, *Anatomy of single-field inflationary models for primordial black holes*, *JCAP* **03** (2023) 013 [[2205.13540](#)].
- [57] O. Özsoy and G. Tasinato, *Inflation and Primordial Black Holes*, *Universe* **9** (2023) 203 [[2301.03600](#)].
- [58] A. Ghoshal, A. Moursy and Q. Shafi, *Cosmological probes of grand unification: Primordial black holes and scalar-induced gravitational waves*, *Phys. Rev. D* **108** (2023) 055039 [[2306.04002](#)].
- [59] P.S. Cole, A.D. Gow, C.T. Byrnes and S.P. Patil, *Primordial black holes from single-field inflation: a fine-tuning audit*, *JCAP* **08** (2023) 031 [[2304.01997](#)].
- [60] A. Afzal and A. Ghoshal, *Primordial Black Holes and Scalar-induced Gravitational Waves in Radiative Hybrid Inflation*, [2402.06613](#).
- [61] A. Afzal, A. Ghoshal and S.F. King, *Primordial Black Holes and Scalar-induced Gravitational Waves in Sneutrino Hybrid Inflation*, [2407.15082](#).
- [62] K. Kohri, C.-M. Lin and T. Matsuda, *Primordial black holes from the inflating curvaton*, *Phys. Rev. D* **87** (2013) 103527 [[1211.2371](#)].
- [63] M. Kawasaki, N. Kitajima and T.T. Yanagida, *Primordial black hole formation from an axionlike curvaton model*, *Phys. Rev. D* **87** (2013) 063519 [[1207.2550](#)].
- [64] M. Kawasaki, N. Kitajima and S. Yokoyama, *Gravitational waves from a curvaton model with blue spectrum*, *JCAP* **08** (2013) 042 [[1305.4464](#)].
- [65] E.V. Bugaev and P.A. Klimai, *Primordial black hole constraints for curvaton models with predicted large non-Gaussianity*, *Int. J. Mod. Phys. D* **22** (2013) 1350034 [[1303.3146](#)].
- [66] K. Ando, K. Inomata, M. Kawasaki, K. Mukaida and T.T. Yanagida, *Primordial black holes for the LIGO events in the axionlike curvaton model*, *Phys. Rev. D* **97** (2018) 123512 [[1711.08956](#)].
- [67] K. Ando, M. Kawasaki and H. Nakatsuka, *Formation of primordial black holes in an axionlike curvaton model*, *Phys. Rev. D* **98** (2018) 083508 [[1805.07757](#)].
- [68] C. Chen and Y.-F. Cai, *Primordial black holes from sound speed resonance in the inflaton-curvaton mixed scenario*, *JCAP* **10** (2019) 068 [[1908.03942](#)].
- [69] R.-G. Cai, C. Chen and C. Fu, *Primordial black holes and stochastic gravitational wave background from inflation with a noncanonical spectator field*, *Phys. Rev. D* **104** (2021) 083537 [[2108.03422](#)].
- [70] K. Inomata, M. Kawasaki, K. Mukaida and T.T. Yanagida, *NANOGrav Results and LIGO-Virgo Primordial Black Holes in Axionlike Curvaton Models*, *Phys. Rev. Lett.* **126** (2021) 131301 [[2011.01270](#)].
- [71] L.-H. Liu and T. Prokopec, *Non-minimally coupled curvaton*, *JCAP* **06** (2021) 033 [[2005.11069](#)].
- [72] Z. Zhou, J. Jiang, Y.-F. Cai, M. Sasaki and S. Pi, *Primordial black holes and gravitational waves from resonant amplification during inflation*, *Phys. Rev. D* **102** (2020) 103527 [[2010.03537](#)].

- [73] S. Pi and M. Sasaki, *Primordial black hole formation in nonminimal curvaton scenarios*, *Phys. Rev. D* **108** (2023) L101301 [2112.12680].
- [74] L.-H. Liu, *The primordial black hole from running curvaton*, *Chin. Phys. C* **47** (2023) 015105 [2107.07310].
- [75] M. Kawasaki and H. Nakatsuka, *Gravitational waves from type II axion-like curvaton model and its implication for NANOGrav result*, *JCAP* **05** (2021) 023 [2101.11244].
- [76] C. Chen, A. Ghoshal, Z. Lalak, Y. Luo and A. Naskar, *Growth of curvature perturbations for PBH formation & detectable GWs in non-minimal curvaton scenario revisited*, *JCAP* **08** (2023) 041 [2305.12325].
- [77] J. Martin, C. Ringeval and V. Vennin, *Encyclopædia Inflationaris*, *Phys. Dark Univ.* **5-6** (2014) 75 [1303.3787].
- [78] PLANCK collaboration, *Planck 2018 results. IX. Constraints on primordial non-Gaussianity*, *Astron. Astrophys.* **641** (2020) A9 [1905.05697].
- [79] S. Young and C.T. Byrnes, *Primordial black holes in non-Gaussian regimes*, *JCAP* **08** (2013) 052 [1307.4995].
- [80] G. Franciolini, A. Kehagias, S. Matarrese and A. Riotto, *Primordial Black Holes from Inflation and non-Gaussianity*, *JCAP* **03** (2018) 016 [1801.09415].
- [81] Y.-F. Cai, X.-H. Ma, M. Sasaki, D.-G. Wang and Z. Zhou, *Highly non-Gaussian tails and primordial black holes from single-field inflation*, *JCAP* **12** (2022) 034 [2207.11910].
- [82] T. Harada, C.-M. Yoo, T. Nakama and Y. Koga, *Cosmological long-wavelength solutions and primordial black hole formation*, *Phys. Rev. D* **91** (2015) 084057 [1503.03934].
- [83] V. De Luca, G. Franciolini, A. Kehagias, M. Peloso, A. Riotto and C. Ünal, *The Ineludible non-Gaussianity of the Primordial Black Hole Abundance*, *JCAP* **07** (2019) 048 [1904.00970].
- [84] S. Young, I. Musco and C.T. Byrnes, *Primordial black hole formation and abundance: contribution from the non-linear relation between the density and curvature perturbation*, *JCAP* **11** (2019) 012 [1904.00984].
- [85] N. Bartolo, S. Matarrese and A. Riotto, *On nonGaussianity in the curvaton scenario*, *Phys. Rev. D* **69** (2004) 043503 [hep-ph/0309033].
- [86] N. Bartolo, S. Matarrese and A. Riotto, *Non-Gaussianity of Large-Scale Cosmic Microwave Background Anisotropies beyond Perturbation Theory*, *JCAP* **08** (2005) 010 [astro-ph/0506410].
- [87] M. Sasaki, J. Valiviita and D. Wands, *Non-Gaussianity of the primordial perturbation in the curvaton model*, *Phys. Rev. D* **74** (2006) 103003 [astro-ph/0607627].
- [88] K. Enqvist and T. Takahashi, *Signatures of Non-Gaussianity in the Curvaton Model*, *JCAP* **09** (2008) 012 [0807.3069].
- [89] K. Kohri, D.H. Lyth and C.A. Valenzuela-Toledo, *Preheating and the non-gaussianity of the curvature perturbation*, *JCAP* **02** (2010) 023 [0904.0793].
- [90] P. Chingangbam and Q.-G. Huang, *The Curvature Perturbation in the Axion-type Curvaton Model*, *JCAP* **04** (2009) 031 [0902.2619].
- [91] Q.-G. Huang, *Negative spectral index of f_{NL} in the axion-type curvaton model*, *JCAP* **11** (2010) 026 [1008.2641].
- [92] M. Kawasaki, T. Kobayashi and F. Takahashi, *Non-Gaussianity from Curvatons Revisited*, *Phys. Rev. D* **84** (2011) 123506 [1107.6011].
- [93] J. Fonseca and D. Wands, *Non-Gaussianity and Gravitational Waves from Quadratic and Self-interacting Curvaton*, *Phys. Rev. D* **83** (2011) 064025 [1101.1254].

- [94] M. Kawasaki, T. Kobayashi and F. Takahashi, *Non-Gaussianity from Axionic Curvaton*, *JCAP* **03** (2013) 016 [[1210.6595](#)].
- [95] S. Enomoto, K. Kohri and T. Matsuda, *Non-Gaussianity in the inflating curvaton*, *Phys. Rev. D* **87** (2013) 123520 [[1210.7118](#)].
- [96] K. Mukaida, K. Nakayama and M. Takimoto, *Suppressed Non-Gaussianity in the Curvaton Model*, *Phys. Rev. D* **89** (2014) 123515 [[1402.1856](#)].
- [97] L.-H. Liu, B. Liang, Y.-C. Zhou, X.-D. Liu, W.-L. Xu and A.-C. Li, *Revised f_{NL} parameter in a curvaton scenario*, *Phys. Rev. D* **103** (2021) 063515 [[2007.08278](#)].
- [98] C.S. Fong, A. Ghoshal, A. Naskar, M.H. Rahat and S. Saad, *Primordial non-Gaussianity as a probe of seesaw and leptogenesis*, *JHEP* **11** (2023) 182 [[2307.07550](#)].
- [99] A. Ghoshal and A. Naskar, *Generalising Axion-like particle as the curvaton: sourcing primordial density perturbation and non-Gaussianities*, [2302.00668](#).
- [100] M. Sasaki and E.D. Stewart, *A General analytic formula for the spectral index of the density perturbations produced during inflation*, *Prog. Theor. Phys.* **95** (1996) 71 [[astro-ph/9507001](#)].
- [101] M. Sasaki and T. Tanaka, *Superhorizon scale dynamics of multiscalar inflation*, *Prog. Theor. Phys.* **99** (1998) 763 [[gr-qc/9801017](#)].
- [102] D. Wands, K.A. Malik, D.H. Lyth and A.R. Liddle, *A New approach to the evolution of cosmological perturbations on large scales*, *Phys. Rev. D* **62** (2000) 043527 [[astro-ph/0003278](#)].
- [103] D.H. Lyth, K.A. Malik and M. Sasaki, *A General proof of the conservation of the curvature perturbation*, *JCAP* **05** (2005) 004 [[astro-ph/0411220](#)].
- [104] B. Carr, S. Clesse and J. García-Bellido, *Primordial black holes from the QCD epoch: Linking dark matter, baryogenesis and anthropic selection*, *Mon. Not. Roy. Astron. Soc.* **501** (2021) 1426 [[1904.02129](#)].
- [105] I. Stamou and S. Clesse, *Primordial black holes without fine-tuning from a light stochastic spectator field*, *Phys. Rev. D* **109** (2024) 043522 [[2310.04174](#)].
- [106] I. Stamou and S. Clesse, *Can Primordial Black Holes form in the Standard Model ?*, [2312.06873](#).
- [107] I.D. Stamou, *Large curvature fluctuations from no-scale supergravity with a spectator field*, *Phys. Lett. B* **855** (2024) 138798 [[2404.02295](#)].
- [108] R.D. Peccei and H.R. Quinn, *CP Conservation in the Presence of Instantons*, *Phys. Rev. Lett.* **38** (1977) 1440.
- [109] R.D. Peccei and H.R. Quinn, *Constraints Imposed by CP Conservation in the Presence of Instantons*, *Phys. Rev. D* **16** (1977) 1791.
- [110] J. Jaeckel and A. Ringwald, *The Low-Energy Frontier of Particle Physics*, *Ann. Rev. Nucl. Part. Sci.* **60** (2010) 405 [[1002.0329](#)].
- [111] A. Ringwald, *Exploring the Role of Axions and Other WISPs in the Dark Universe*, *Phys. Dark Univ.* **1** (2012) 116 [[1210.5081](#)].
- [112] P. Arias, D. Cadamuro, M. Goodsell, J. Jaeckel, J. Redondo and A. Ringwald, *WISPy Cold Dark Matter*, *JCAP* **06** (2012) 013 [[1201.5902](#)].
- [113] P.W. Graham, I.G. Irastorza, S.K. Lamoreaux, A. Lindner and K.A. van Bibber, *Experimental Searches for the Axion and Axion-Like Particles*, *Ann. Rev. Nucl. Part. Sci.* **65** (2015) 485 [[1602.00039](#)].
- [114] D.J.E. Marsh, *Axion Cosmology*, *Phys. Rept.* **643** (2016) 1 [[1510.07633](#)].

- [115] I.G. Irastorza and J. Redondo, *New experimental approaches in the search for axion-like particles*, *Prog. Part. Nucl. Phys.* **102** (2018) 89 [[1801.08127](#)].
- [116] L. Di Luzio, M. Giannotti, E. Nardi and L. Visinelli, *The landscape of QCD axion models*, *Phys. Rept.* **870** (2020) 1 [[2003.01100](#)].
- [117] S. Weinberg, *A New Light Boson?*, *Phys. Rev. Lett.* **40** (1978) 223.
- [118] F. Wilczek, *Problem of Strong P and T Invariance in the Presence of Instantons*, *Phys. Rev. Lett.* **40** (1978) 279.
- [119] K. Hamaguchi, N. Nagata, K. Yanagi and J. Zheng, *Limit on the Axion Decay Constant from the Cooling Neutron Star in Cassiopeia A*, *Phys. Rev. D* **98** (2018) 103015 [[1806.07151](#)].
- [120] M.V. Beznogov, E. Rrapaj, D. Page and S. Reddy, *Constraints on Axion-like Particles and Nucleon Pairing in Dense Matter from the Hot Neutron Star in HESS J1731-347*, *Phys. Rev. C* **98** (2018) 035802 [[1806.07991](#)].
- [121] L.B. Leinson, *Constraints on axions from neutron star in HESS J1731-347*, *JCAP* **11** (2019) 031 [[1909.03941](#)].
- [122] A. Arvanitaki, S. Dimopoulos, S. Dubovsky, N. Kaloper and J. March-Russell, *String Axiverse*, *Phys. Rev. D* **81** (2010) 123530 [[0905.4720](#)].
- [123] P.W. Graham, D.E. Kaplan and S. Rajendran, *Cosmological Relaxation of the Electroweak Scale*, *Phys. Rev. Lett.* **115** (2015) 221801 [[1504.07551](#)].
- [124] J. Preskill, M.B. Wise and F. Wilczek, *Cosmology of the Invisible Axion*, *Phys. Lett. B* **120** (1983) 127.
- [125] L.F. Abbott and P. Sikivie, *A Cosmological Bound on the Invisible Axion*, *Phys. Lett. B* **120** (1983) 133.
- [126] M. Dine and W. Fischler, *The Not So Harmless Axion*, *Phys. Lett. B* **120** (1983) 137.
- [127] P. Jain, *Dark energy in an axion model with explicit $Z(N)$ symmetry breaking*, *Mod. Phys. Lett. A* **20** (2005) 1763 [[hep-ph/0411279](#)].
- [128] J.E. Kim and H.P. Nilles, *Axionic dark energy and a composite QCD axion*, *JCAP* **05** (2009) 010 [[0902.3610](#)].
- [129] J.E. Kim and H.P. Nilles, *Dark energy from approximate $U(1)_{de}$ symmetry*, *Phys. Lett. B* **730** (2014) 53 [[1311.0012](#)].
- [130] A. Lloyd-Stubbs and J. McDonald, *KSVZ axion model with quasidegenerate minima: A unified model for dark matter and dark energy*, *Phys. Rev. D* **99** (2019) 023510 [[1807.00778](#)].
- [131] R. Daido, N. Kitajima and F. Takahashi, *Axion domain wall baryogenesis*, *JCAP* **07** (2015) 046 [[1504.07917](#)].
- [132] A. De Simone, T. Kobayashi and S. Liberati, *Geometric Baryogenesis from Shift Symmetry*, *Phys. Rev. Lett.* **118** (2017) 131101 [[1612.04824](#)].
- [133] R.T. Co, L.J. Hall and K. Harigaya, *Axion Kinetic Misalignment Mechanism*, *Phys. Rev. Lett.* **124** (2020) 251802 [[1910.14152](#)].
- [134] R.T. Co and K. Harigaya, *Axiogenesis*, *Phys. Rev. Lett.* **124** (2020) 111602 [[1910.02080](#)].
- [135] R.T. Co, N. Fernandez, A. Ghalsasi, L.J. Hall and K. Harigaya, *Lepto-Axiogenesis*, *JHEP* **03** (2021) 017 [[2006.05687](#)].
- [136] K. Harigaya and I.R. Wang, *Axiogenesis from $SU(2)_R$ phase transition*, *JHEP* **10** (2021) 022 [[2107.09679](#)].
- [137] R.T. Co, K. Harigaya, Z. Johnson and A. Pierce, *R-parity violation axiogenesis*, *JHEP* **11** (2021) 210 [[2110.05487](#)].

- [138] K. Dimopoulos and D.H. Lyth, *Models of inflation liberated by the curvaton hypothesis*, *Phys. Rev. D* **69** (2004) 123509 [[hep-ph/0209180](#)].
- [139] B.A. Bassett, S. Tsujikawa and D. Wands, *Inflation dynamics and reheating*, *Rev. Mod. Phys.* **78** (2006) 537 [[astro-ph/0507632](#)].
- [140] R.J. Hardwick, V. Vennin, C.T. Byrnes, J. Torrado and D. Wands, *The stochastic spectator*, *JCAP* **10** (2017) 018 [[1701.06473](#)].
- [141] A.D. Gow, T. Miranda and S. Nurmi, *Primordial black holes from a curvaton scenario with strongly non-Gaussian perturbations*, *JCAP* **11** (2023) 006 [[2307.03078](#)].
- [142] V. Vennin, *Stochastic inflation and primordial black holes*, Ph.D. thesis, U. Paris-Saclay, 6, 2020. [2009.08715](#).
- [143] PLANCK collaboration, *Planck 2018 results. X. Constraints on inflation*, *Astron. Astrophys.* **641** (2020) A10 [[1807.06211](#)].
- [144] BICEP, KECK collaboration, *Improved Constraints on Primordial Gravitational Waves using Planck, WMAP, and BICEP/Keck Observations through the 2018 Observing Season*, *Phys. Rev. Lett.* **127** (2021) 151301 [[2110.00483](#)].
- [145] D.G. Figueroa, S. Raatikainen, S. Rasanen and E. Tomberg, *Non-Gaussian Tail of the Curvature Perturbation in Stochastic Ultraslow-Roll Inflation: Implications for Primordial Black Hole Production*, *Phys. Rev. Lett.* **127** (2021) 101302 [[2012.06551](#)].
- [146] S. Raatikainen, S. Räsänen and E. Tomberg, *Primordial black hole compaction function from stochastic fluctuations in ultra-slow-roll inflation*, [2312.12911](#).
- [147] T. Tenkanen, *Dark matter from scalar field fluctuations*, *Phys. Rev. Lett.* **123** (2019) 061302 [[1905.01214](#)].
- [148] T. Markkanen, A. Rajantie and T. Tenkanen, *Spectator Dark Matter*, *Phys. Rev. D* **98** (2018) 123532 [[1811.02586](#)].
- [149] A. Ghoshal, D. Nanda and A.K. Saha, *CMB imprints of high scale non-thermal leptogenesis*, *Phys. Lett. B* **849** (2024) 138484 [[2210.14176](#)].
- [150] Y. Tada and V. Vennin, *Statistics of coarse-grained cosmological fields in stochastic inflation*, *JCAP* **02** (2022) 021 [[2111.15280](#)].
- [151] E. Tomberg, *Stochastic constant-roll inflation and primordial black holes*, *Phys. Rev. D* **108** (2023) 043502 [[2304.10903](#)].
- [152] S. Young, C.T. Byrnes and M. Sasaki, *Calculating the mass fraction of primordial black holes*, *JCAP* **07** (2014) 045 [[1405.7023](#)].
- [153] M. Shibata and M. Sasaki, *Black hole formation in the Friedmann universe: Formulation and computation in numerical relativity*, *Phys. Rev. D* **60** (1999) 084002 [[gr-qc/9905064](#)].
- [154] I. Musco, *Threshold for primordial black holes: Dependence on the shape of the cosmological perturbations*, *Phys. Rev. D* **100** (2019) 123524 [[1809.02127](#)].
- [155] A. Escrivà, *PBH Formation from Spherically Symmetric Hydrodynamical Perturbations: A Review*, *Universe* **8** (2022) 66 [[2111.12693](#)].
- [156] B. Carr, K. Kohri, Y. Sendouda and J. Yokoyama, *Constraints on primordial black holes*, *Rept. Prog. Phys.* **84** (2021) 116902 [[2002.12778](#)].
- [157] G. Aldazabal, M. Graña, S. Iguri, M. Mayo, C. Nuñez and J.A. Rosabal, *Enhanced gauge symmetry and winding modes in Double Field Theory*, *JHEP* **03** (2016) 093 [[1510.07644](#)].
- [158] F. Ferrer, E. Masso, G. Panico, O. Pujolas and F. Rompineve, *Primordial Black Holes from the QCD axion*, *Phys. Rev. Lett.* **122** (2019) 101301 [[1807.01707](#)].

- [159] F.W. Olver, *NIST handbook of mathematical functions hardback and CD-ROM*, Cambridge university press (2010).
- [160] T. Kobayashi, *Axionlike Origin of the Primordial Density Perturbation*, *Phys. Rev. Lett.* **125** (2020) 011302 [2005.01741].
- [161] V. Vennin and A.A. Starobinsky, *Correlation Functions in Stochastic Inflation*, *Eur. Phys. J. C* **75** (2015) 413 [1506.04732].
- [162] C. Pattison, V. Vennin, H. Assadullahi and D. Wands, *Quantum diffusion during inflation and primordial black holes*, *JCAP* **10** (2017) 046 [1707.00537].
- [163] J.M. Ezquiaga, J. García-Bellido and V. Vennin, *The exponential tail of inflationary fluctuations: consequences for primordial black holes*, *JCAP* **03** (2020) 029 [1912.05399].
- [164] M. Biagetti, V. De Luca, G. Franciolini, A. Kehagias and A. Riotto, *The formation probability of primordial black holes*, *Phys. Lett. B* **820** (2021) 136602 [2105.07810].
- [165] S. Hooshangi, M.H. Namjoo and M. Noorbala, *Rare events are nonperturbative: Primordial black holes from heavy-tailed distributions*, *Phys. Lett. B* **834** (2022) 137400 [2112.04520].
- [166] S. Hooshangi, M.H. Namjoo and M. Noorbala, *Tail diversity from inflation*, *JCAP* **09** (2023) 023 [2305.19257].
- [167] I. Musco, J.C. Miller and A.G. Polnarev, *Primordial black hole formation in the radiative era: Investigation of the critical nature of the collapse*, *Class. Quant. Grav.* **26** (2009) 235001 [0811.1452].
- [168] Y. Luo, C. Chen, M. Kusakabe and T. Kajino, *Impacts of Hawking Radiation from Primordial Black Holes in Critical Collapse Model on the Light Element Abundances*, *JCAP* **05** (2021) 042 [2011.10937].
- [169] E. Tomberg, *Primordial black hole numbers: standard formulas and charts*, 2408.09303.
- [170] PARTICLE DATA GROUP collaboration, *Review of Particle Physics*, *PTEP* **2022** (2022) 083C01.
- [171] S. Passaglia and M. Sasaki, *Primordial black holes from CDM isocurvature perturbations*, *Phys. Rev. D* **105** (2022) 103530 [2109.12824].
- [172] G. Domènech, S. Passaglia and S. Renaux-Petel, *Gravitational waves from dark matter isocurvature*, *JCAP* **03** (2022) 023 [2112.10163].
- [173] A.M. Green, *Primordial black holes as a dark matter candidate - a brief overview*, *Nucl. Phys. B* **1003** (2024) 116494 [2402.15211].
- [174] B. Kavanagh, “Pbhbounds.” <https://github.com/bradkav/PBHbounds>. doi:10.5281/zenodo.3538999.
- [175] W. DeRocco, E. Frangipane, N. Hamer, S. Profumo and N. Smyth, *Revealing terrestrial-mass primordial black holes with the Nancy Grace Roman Space Telescope*, *Phys. Rev. D* **109** (2024) 023013 [2311.00751].
- [176] V. De Luca, G. Franciolini, P. Pani and A. Riotto, *The minimum testable abundance of primordial black holes at future gravitational-wave detectors*, *JCAP* **11** (2021) 039 [2106.13769].
- [177] O. Pujolas, V. Vaskonen and H. Veermäe, *Prospects for probing gravitational waves from primordial black hole binaries*, *Phys. Rev. D* **104** (2021) 083521 [2107.03379].
- [178] G. Franciolini, A. Maharana and F. Muia, *Hunt for light primordial black hole dark matter with ultrahigh-frequency gravitational waves*, *Phys. Rev. D* **106** (2022) 103520 [2205.02153].

- [179] M. Martinelli, F. Scarcella, N.B. Hogg, B.J. Kavanagh, D. Gaggero and P. Fleury, *Dancing in the dark: detecting a population of distant primordial black holes*, *JCAP* **08** (2022) 006 [[2205.02639](#)].
- [180] G. Franciolini, F. Iacovelli, M. Mancarella, M. Maggiore, P. Pani and A. Riotto, *Searching for primordial black holes with the Einstein Telescope: Impact of design and systematics*, *Phys. Rev. D* **108** (2023) 043506 [[2304.03160](#)].
- [181] M. Branchesi et al., *Science with the Einstein Telescope: a comparison of different designs*, *JCAP* **07** (2023) 068 [[2303.15923](#)].
- [182] B. Carr, M. Raidal, T. Tenkanen, V. Vaskonen and H. Veermäe, *Primordial black hole constraints for extended mass functions*, *Phys. Rev. D* **96** (2017) 023514 [[1705.05567](#)].
- [183] A. Karam, N. Koivunen, E. Tomberg, A. Racioppi and H. Veermäe, *Primordial black holes and inflation from double-well potentials*, *JCAP* **09** (2023) 002 [[2305.09630](#)].
- [184] I. Stamou, *Mechanisms for producing Primordial Black Holes from Inflationary Models Beyond Fine-Tuning*, [2404.14321](#).
- [185] F. Azhar and A. Loeb, *Gauging Fine-Tuning*, *Phys. Rev. D* **98** (2018) 103018 [[1809.06220](#)].
- [186] D. Langlois and F. Vernizzi, *Mixed inflaton and curvaton perturbations*, *Phys. Rev. D* **70** (2004) 063522 [[astro-ph/0403258](#)].
- [187] C.S. Machado, W. Ratzinger, P. Schwaller and B.A. Stefanek, *Gravitational wave probes of axionlike particles*, *Phys. Rev. D* **102** (2020) 075033 [[1912.01007](#)].
- [188] K. Jedamzik, *Could MACHOS be primordial black holes formed during the QCD epoch?*, *Phys. Rept.* **307** (1998) 155 [[astro-ph/9805147](#)].
- [189] C.T. Byrnes, M. Hindmarsh, S. Young and M.R.S. Hawkins, *Primordial black holes with an accurate QCD equation of state*, *JCAP* **08** (2018) 041 [[1801.06138](#)].
- [190] K.M. Belotsky, V.I. Dokuchaev, Y.N. Eroshenko, E.A. Esipova, M.Y. Khlopov, L.A. Khromykh et al., *Clusters of primordial black holes*, *Eur. Phys. J. C* **79** (2019) 246 [[1807.06590](#)].
- [191] Y. Ali-Haïmoud, *Correlation Function of High-Threshold Regions and Application to the Initial Small-Scale Clustering of Primordial Black Holes*, *Phys. Rev. Lett.* **121** (2018) 081304 [[1805.05912](#)].
- [192] C. Animalì and V. Vennin, *Clustering of primordial black holes from quantum diffusion during inflation*, [2402.08642](#).
- [193] P. Auclair and B. Blachier, *Small-scale clustering of Primordial Black Holes: cloud-in-cloud and exclusion effects*, [2402.00600](#).
- [194] S. Young and C.T. Byrnes, *Initial clustering and the primordial black hole merger rate*, *JCAP* **03** (2020) 004 [[1910.06077](#)].
- [195] M. Raidal, V. Vaskonen and H. Veermäe, *Formation of primordial black hole binaries and their merger rates*, [2404.08416](#).
- [196] Y. Tada and S. Yokoyama, *Primordial black holes as biased tracers*, *Phys. Rev. D* **91** (2015) 123534 [[1502.01124](#)].
- [197] V. Desjacques and A. Riotto, *Spatial clustering of primordial black holes*, *Phys. Rev. D* **98** (2018) 123533 [[1806.10414](#)].
- [198] T. Suyama and S. Yokoyama, *Clustering of primordial black holes with non-Gaussian initial fluctuations*, *PTEP* **2019** (2019) 103E02 [[1906.04958](#)].
- [199] T. Papanikolaou, X.-C. He, X.-H. Ma, Y.-F. Cai, E.N. Saridakis and M. Sasaki, *New probe of non-Gaussianities with primordial black hole induced gravitational waves*, [2403.00660](#).

- [200] X.-C. He, Y.-F. Cai, X.-H. Ma, T. Papanikolaou, E.N. Saridakis and M. Sasaki, *Gravitational waves from primordial black hole isocurvature: the effect of non-Gaussianities*, [2409.11333](#).
- [201] T. Shinohara, T. Suyama and T. Takahashi, *Angular correlation as a novel probe of supermassive primordial black holes*, *Phys. Rev. D* **104** (2021) 023526 [[2103.13692](#)].
- [202] G.B. Gelmini, A. Simpson and E. Vitagliano, *Catastrogenesis: DM, GWs, and PBHs from ALP string-wall networks*, *JCAP* **02** (2023) 031 [[2207.07126](#)].
- [203] D.G. Figueroa, S. Raatikainen, S. Rasanen and E. Tomberg, *Implications of stochastic effects for primordial black hole production in ultra-slow-roll inflation*, *JCAP* **05** (2022) 027 [[2111.07437](#)].
- [204] E. Tomberg, *Numerical stochastic inflation constrained by frozen noise*, *JCAP* **04** (2023) 042 [[2210.17441](#)].
- [205] V. Briaud and V. Vennin, *Uphill inflation*, *JCAP* **06** (2023) 029 [[2301.09336](#)].
- [206] G.A. Palma, B. Scheihing Hitschfeld and S. Sypsas, *Non-Gaussian CMB and LSS statistics beyond polyspectra*, *JCAP* **02** (2020) 027 [[1907.05332](#)].
- [207] M. Celoria, P. Creminelli, G. Tambalo and V. Yingcharoenrat, *Beyond perturbation theory in inflation*, *JCAP* **06** (2021) 051 [[2103.09244](#)].
- [208] G. Ferrante, G. Franciolini, A. Iovino, Junior. and A. Urbano, *Primordial non-Gaussianity up to all orders: Theoretical aspects and implications for primordial black hole models*, *Phys. Rev. D* **107** (2023) 043520 [[2211.01728](#)].