

# A universal description of massive point vortices in superfluids

Akihiro Kanjo<sup>1</sup> and Hiromitsu Takeuchi<sup>1,2</sup>

<sup>1</sup> *Department of Physics, Osaka Metropolitan University, 3-3-138 Sugimoto, Osaka 558-8585, Japan*

<sup>2</sup> *Department of Physics, Nambu Yoichiro Institute of Theoretical and Experimental Physics (NITEP), Osaka Metropolitan University, 3-3-138 Sugimoto, Osaka 558-8585, Japan*

(Dated: September 20, 2024)

Vortex mass, which is the inertia of a quantum vortex, has never been observed in superfluids and is a long-standing problem in low temperature physics. The impact of the mass is considered negligible in typical experiments with superfluid  $^4\text{He}$ . Recent developments of experimental techniques for manipulating quantum vortices in superfluid atomic gases have enabled us to test this problem more accurately. By introducing universal time and length scales to many-body problems of massive quantum vortices, the theoretical description is formulated in the simplest manner and is universally applicable to different quantum fluids, including fermionic and multicomponent superfluids. There are two branches, the cyclotron and massless branches, for the circular motion of a pair of like-sign vortices. The cyclotron branch can be considered stable as a clear evidence of vortex mass in fermionic superfluids such as superfluid  $^3\text{He-B}$ . The impact of the mass on the massless branch is small but can be enhanced by taking the difference in the two-body dynamics of point vortices with different initial conditions. Our results imply that the vortex mass is a direct cause of the splitting instability of a doubly quantized vortex at absolute zero and that the universal length scale characterizes the final state after the instability. It is also demonstrated that a pair of massive vortices with opposite circulations has a critical distance characterized by the length scale, below which they are spontaneously annihilated without thermal fluctuations.

## I. INTRODUCTION

A three-dimensional flow with vortices, which is generally complicated to treat analytically, is described in terms of vorticity rather than fluid velocity in hydrodynamics [1]. In hydrodynamics, a qualitative understanding of vortex dynamics is obtained approximately by assuming that the continuous vorticity distribution is a collection of vortex filaments, that is, vortex tubes with infinitesimal cross sections [1]. The vortex filament model has been successfully applied to the inviscid quantum liquids of superfluid  $^4\text{He}$ , where the circulation is quantized and vortices exist as stable topological defects with elementary circulation  $\kappa$  defined by Planck constant over the mass of the condensation particles [2]. Although this model is applicable to superfluid atomic gases, two-dimensional superfluid flows, rather than three-dimensional flows, have been widely studied because they enable us to observe the time evolution of vortices directly and control their motion in a sophisticated manner in highly oblate atomic clouds [3–6]. Two-dimensional vortex dynamics are described in the point vortex model (PVM) [7] instead of the vortex filament model, where a collection of vortices is mathematically identified with a two-dimensional Coulomb gas [8].

In superfluids, it is believed that a vortex has inertia, called vortex mass, which is typically neglected in classical hydrodynamics. A quantum vortex forms the core, in which the superfluid order parameter vanishes. Low-energy quasiparticles or elementary excitations are bound to the core of a vortex, and their localized population causes inertia in the vortex [9–11]. In multicomponent superfluids, the core of a quantum vortex in a superfluid component may be occupied by other components, the

mass of which contributes to the vortex mass [12–17]. If the vortex core behaves as an external object, then a virtual or induced mass is added to the above mass [18]. The vortex mass is safely negligible in superfluid  $^4\text{He}$  because its core size is on the order of  $\text{\AA}$  and is much smaller than other relevant lengths. In contrast, some theories suggest that the mass of a straight vortex is proportional to the logarithm of the system size over the core size [19–21], even though it can be logarithmically divergent in the typical setup of superfluid  $^4\text{He}$ . Based on the similarity of its derivation to the electromagnetic mass, this type of logarithmic vortex mass is called the *relativistic* mass [22]. The non-logarithmic mass introduced above is called the *non-relativistic* mass. Despite these conflicting theories, the vortex mass is a long-standing problem in low temperature physics and has not yet been qualitatively verified.

Recent improvements in experimental techniques motivated us to address this problem, particularly for superfluids with ultracold atoms. First, the distance between the vortices is comparable to the vortex core size in typical experiments [5, 23, 24]. In this situation, in contrast to the superfluid  $^4\text{He}$ , the vortex mass is expected to influence the many-body dynamics of quantum vortices. Second, the vortex dynamics of a uniform superfluid can be observed in a two-dimensional box trap [23, 24]. This contrasts with vortex dynamics in a conventional system trapped by a harmonic potential, where the density inhomogeneity makes it difficult to treat theoretically [5, 25]. Finally, the initial condition of the point-vortex dynamics can be manipulated using the pinning potential [23, 26]. The problem of vortex mass is now being discussed for all types of superfluids, from scalar to multicomponent superfluids of bosonic and fermionic condensates. Unified theoretical descriptions and efficient observation methods

for examining vortex mass are desired.

In this study, we theoretically investigate the dynamics of massive point vortices in uniform superfluids at zero temperature. By introducing the characteristic time and length and using the resultant universal equation of motion, we focus on the simplest many-body problem: the dynamics of pair of vortices. In terms of the compressibility of fluids or the Mach number, we evaluate feasibility of the two circular orbit solutions of like-sign pairs for bosonic and fermionic superfluids. It is shown that the vortex mass can be quantitatively measured by experimentally controlling the initial velocity along the circular orbit. We also show that the vortex mass causes the splitting instability of a doubly quantized vortex at zero temperature. Additionally, we investigate the dynamics of a vortex–antivortex, focusing on the oscillation in the relative direction.

This paper is organized as follows. We formulate the equation of motion for massive point vortices with the universal scales of time and length in Sec. II. We also discuss the possible range of vortex mass, especially in ultracold atoms. In Sec. III, we present the main results of the dynamics of a vortex–vortex pair based on analytical and numerical calculations of trajectories depending on the initial conditions in bosonic and fermionic superfluids. In Sec. IV, we investigate the dynamics of a vortex–antivortex pair in the same manner as that of a vortex–vortex pair. The summary and discussion are presented in Sec. V.

## II. MASSIVE POINT VORTEX MODEL

### A. Formulation

We consider the two-dimensional dynamics of  $N$  vortices without a background flow. In the conventional PVM [7], the  $i$ th vortex moves along with the sum of the flows induced by all the other vortices;

$$\frac{d\mathbf{r}_i(t)}{dt} = \sum_{j \neq i}^N \mathbf{v}_{ij} \quad (1)$$

with induced velocity

$$\mathbf{v}_{ij} = \frac{\Gamma_j}{2\pi} \frac{\mathbf{e}_z \times (\mathbf{r}_i - \mathbf{r}_j)}{|\mathbf{r}_i - \mathbf{r}_j|^2},$$

where  $\Gamma_j$  is the circulation of the  $j$ th vortex and  $\mathbf{e}_z$  is the unit vector along the  $z$ -axis. The circulation of the most stable vortex is  $\kappa$ , which is the circulation quantum, and we set  $\Gamma_j = \pm\kappa$ . Suppose an isolated pair of vortices with a distance  $r = |\mathbf{r}_2 - \mathbf{r}_1|$  and the same circulation ( $\Gamma_1 = \Gamma_2 = \kappa$ ). These vortices will rotate about the vortex centroid  $\mathbf{r}_G = \frac{\mathbf{r}_1 + \mathbf{r}_2}{2}$  with an angular velocity

$$\Omega_0(r) = \frac{\kappa}{\pi r^2}. \quad (2)$$

If the circulations are in opposite directions ( $\Gamma_1 = -\Gamma_2 = \kappa$ ), the pair does not rotate but moves through the fluid with a centroid velocity

$$V_0(r) = \frac{\kappa}{2\pi r}. \quad (3)$$

The massive PVM corresponds to a system of charged cylinders with logarithmic potential in a uniform magnetic field. In this analogy to the conventional PVM, the charged cylinders are massless, and accordingly, the vortices have no inertia. We then write the equation of motion for the massive point vortices as

$$m_i \frac{d^2 \mathbf{r}_i}{dt^2} = \rho \Gamma_i \mathbf{e}_z \times \left( \frac{d\mathbf{r}_i}{dt} - \sum_{j \neq i}^N \mathbf{v}_{ij} \right), \quad (4)$$

where  $m_i$  is the mass of the  $i$ th vortex per unit length and  $\rho$  is the fluid density. The right side of Eq. (4) represents the Magnus force in hydrodynamics that acts when the velocity  $\frac{d\mathbf{r}_i}{dt}$  of the  $i$ th vortex is not equal to the sum of the induced velocities. Equation (4) without vortex mass ( $m_i = 0$ ) is reduced to Eq. (1).

Here, we discuss the conditions under which the massive PVM is applicable from the perspective of fluid compressibility. In hydrodynamics [1], compressibility is typically neglected if the Mach number  $M$ , which is the ratio of the relative motion speed  $u$  with respect to the local flow velocity and speed of sound  $c_s$ , fulfills the condition

$$M \equiv \frac{u}{c_s} \lesssim 0.3. \quad (5)$$

In our case,  $u$  corresponds to the vortex velocity relative to the sum of induced velocities;

$$u = \left| \frac{d\mathbf{r}_i}{dt} - \sum_{j \neq i}^N \mathbf{v}_{ij} \right|. \quad (6)$$

In this study, we simply combine condition (5) with Eq. (6) to evaluate the applicability of massive PVM in superfluid systems.

To gain insight into the massive PVM, we clarify the correspondence in the analogy. By substituting  $q_i \rightarrow \sqrt{\varepsilon_0 \rho} \Gamma_i$  and  $B \rightarrow \sqrt{\frac{\rho}{\varepsilon_0}}$ , we obtain the equation of motion for a two-dimensional Coulomb gas under a uniform magnetic field  $-B\mathbf{e}_z$ , as follows:

$$m_i \frac{d^2 \mathbf{r}_i}{dt^2} = q_i \frac{d\mathbf{r}_i}{dt} \times (-B)\mathbf{e}_z + \sum_{j \neq i}^N \frac{q_i q_j}{2\pi \varepsilon_0} \frac{\mathbf{r}_i - \mathbf{r}_j}{|\mathbf{r}_i - \mathbf{r}_j|^2}. \quad (7)$$

Here,  $m_i$  and  $q_i$  are the mass and charge of the  $i$ th particle, respectively, and  $\varepsilon_0$  represents the dielectric constant in vacuum. The first and second terms on the right side of Eq. (7) represent the Lorentz force and Coulomb interactions, respectively. In the case of point vortices, the Magnus force consists of counterparts of the Lorentz

force and Coulomb interactions. The former contains the self-velocity  $\frac{d\mathbf{r}_i}{dt}$  and is named the self-Magnus term. The latter represents the interaction between vortices; therefore, we refer to this as the mutual Magnus term.

To systematically describe our system, the universal time and length scales should be introduced. For simplicity, we assume that each quantum vortex has the same vortex mass  $m_i = m_v$ . According to the above analogy, the one-body vortex dynamics obey cyclotron motion owing to the self-Magnus term: thus, the universal time scale is the inverse of the cyclotron frequency  $\frac{|q_i|B}{m_i} \rightarrow \frac{\rho\kappa}{m_v}$  and is given by

$$\tau = \frac{m_v}{\rho\kappa}. \quad (8)$$

The universal length scale is associated with the many-body effect or the mutual Magnus term and is introduced by

$$\sigma = \sqrt{\frac{m_v}{\pi\rho}}, \quad (9)$$

where  $\pi$  is included for convenience of discussion.

Eventually, we can perform a universal analysis of systems of massive quantum vortices by rendering the equation of motion dimensionless in terms of  $\tau$  and  $\sigma$ : this is because the resulting dimensionless equation contains no explicit parameters. For our two-vortex problem ( $N = 2$ ), by rescaling Eq. (7) with

$$\tilde{t} = \frac{t}{\tau}, \quad \tilde{\mathbf{r}}_i = \frac{\mathbf{r}_i}{\sigma},$$

we obtain the following coefficientless equation:

$$\frac{d^2\tilde{\mathbf{r}}_i}{d\tilde{t}^2} = \pm\mathbf{e}_z \times \frac{d\tilde{\mathbf{r}}_i}{d\tilde{t}} \pm \frac{1}{2} \frac{\tilde{\mathbf{r}}_i - \tilde{\mathbf{r}}_j}{|\tilde{\mathbf{r}}_i - \tilde{\mathbf{r}}_j|^2} \quad (i, j = 1, 2). \quad (10)$$

Similar to Newtonian mechanics, the vortex motion is determined by the initial conditions  $\tilde{\mathbf{r}}_1(0)$ ,  $\tilde{\mathbf{r}}_2(0)$ ,  $\frac{d\tilde{\mathbf{r}}_1(0)}{d\tilde{t}}$ , and  $\frac{d\tilde{\mathbf{r}}_2(0)}{d\tilde{t}}$ . Our problem is substantially simpler than those in previous studies [8, 13, 27]. Regardless of this simplification, vortex dynamics are still complicated in the presence of the self-Magnus term compared to conventional mass point systems in Newtonian mechanics. The positive (negative) sign of the first term on the right side of Eq. (10) denotes that the circulation of the  $i$ th vortex is  $+\kappa$  ( $-\kappa$ ). The positive (negative) sign of the second term corresponds to the problem of a vortex-(anti)vortex pair, as discussed in Sec. III (Sec. IV).

### B. Possible range of vortex mass

A simple model for a nonrelativistic mass considers a quantum vortex a cylinder of radius  $r_{\text{core}}$ . In this case, the vortex mass equals the mass of the cylinder and virtual hydrodynamic mass. The latter is predicted by hydrodynamics and is given by  $\pi\rho r_{\text{core}}^2$  with fluid density

$\rho$  [18]. The former, namely the vortex-internal mass, is zero if the vortex core is empty. Quasiparticles bound at the core can make this contribution nonzero in fermionic superfluids [9, 10], which is of the same order as  $\pi\rho\xi^2$  with healing length  $\xi$  [22, 28]. Because the core size  $r_{\text{core}}$  of a quantum vortex is on the order of  $\xi$ , the internal vortex mass is comparable to the virtual hydrodynamic mass. In bosonic superfluids, it has also been suggested that the vortex internal mass is induced by the Kelvin modes or the kelvon quasiparticles bounded at the core [11]. The internal vortex mass can be larger than the virtual hydrodynamic mass in immiscible binary superfluids [12–17]. The core of the vortex in the first superfluid component is represented by the second component by forming a coreless vortex. The internal mass of the vortex is proportional to the population of the second component and is estimated as  $\pi\rho_{\text{core}}r_{\text{core}}^2$ , where  $\rho_{\text{core}}$  denotes the mass density of the second component.

The relativistic mass is related to the hydrodynamic energy of the quantum vortex. Analogous to electromagnetics, the counterpart to the rest mass is a candidate for vortex mass [19, 22]. This is defined as  $m_{\text{rel}} = \frac{E_{\text{vor}}}{c_s^2} \sim \frac{\rho\kappa^2}{4\pi c_s^2} \ln \frac{R_{\text{sys}}}{\xi}$  with system size  $R_{\text{sys}}$ . Here,  $E_{\text{vor}}$  is the energy per unit of length and is associated with the superfluid velocity field of a static vortex. When  $R_{\text{sys}}$  is sufficiently large, the relativistic mass diverges logarithmically. Furthermore, the mass can change according to vortex motion because hydrodynamic energy depends on the position and interactions with other vortices.

To estimate the possible range of the vortex mass, we ignored the variation in the relativistic mass caused by vortex motion. The nonrelativistic mass is typically of the same order as  $\pi\rho\xi^2$ . The relativistic mass  $m_{\text{rel}}$  is of the same order as  $\pi\rho\xi^2$  multiplied by the factor  $\ln \frac{R_{\text{sys}}}{\xi}$ . For large condensates [5], for example, we obtain that  $\ln \frac{R_{\text{sys}}}{\xi} \approx \ln \frac{76}{0.3} \approx 5.53$ . In the following analysis, we reasonably choose the range of the vortex mass as  $0 < \frac{m_v}{\pi\rho\xi^2} \lesssim 10$ . To clarify the effect of mass, we first consider a uniform system without a boundary.

## III. A VORTEX-VORTEX PAIR

In this section, we consider the dynamics of a pair of quantum vortices with the same circulation,  $\Gamma_1 = \Gamma_2 = \kappa$ . The problem is formulated in Sec. III A, and the significant results are presented in the following sections. In Sec. III B, the two solutions of the relative circular orbits are evaluated in terms of the Mach number. In Sec. III C, we propose an efficient method for experimentally detecting vortex mass. Our results relate to the splitting instability of a doubly quantized vortex in Sec. III D.

### A. Effective radial potential

For the problem of a vortex–vortex pair, the equation of motion is given by Eq. (10) with the plus sign of the first and second terms. To clarify its correspondence with Newtonian mechanics, we begin with an equation without universal rescaling. We introduce the center of mass coordinate  $\mathbf{r}_G = \frac{\mathbf{r}_1 + \mathbf{r}_2}{2}$  and the relative coordinate  $\mathbf{r}_R = \mathbf{r}_2 - \mathbf{r}_1$ . The two-body vortex problem can then be reduced to two independent one-body vortex problems:

$$M_v \frac{d^2 \mathbf{r}_G}{dt^2} = 2\rho\kappa \mathbf{e}_z \times \frac{d\mathbf{r}_G}{dt}, \quad (11)$$

$$\mu_v \frac{d^2 \mathbf{r}_R}{dt^2} = \frac{\rho\kappa}{2} \mathbf{e}_z \times \frac{d\mathbf{r}_R}{dt} + \frac{\rho\kappa^2}{2\pi} \frac{\mathbf{r}_R}{|\mathbf{r}_R|^2}, \quad (12)$$

where  $M_v = 2m_v$  and  $\mu_v = \frac{m_v}{2}$  are the total and reduced mass, respectively. The general solution to Eq. (11) is

$$x_G(t) = \tau v_G(0) \cos\left(\frac{t}{\tau} + \phi\right) + (x_G(0) - \tau v_G(0) \cos \phi),$$

$$y_G(t) = \tau v_G(0) \sin\left(\frac{t}{\tau} + \phi\right) + (y_G(0) - \tau v_G(0) \sin \phi)$$

with Eq. (8) and the initial conditions  $\mathbf{r}_G(0) = (x_G(0), y_G(0))$  and  $\dot{\mathbf{r}}_G(0) = (-v_G(0) \sin \phi, v_G(0) \cos \phi)$ . Thus, the center of mass motion is a uniform circular motion of frequency  $\tau$  and radius  $\tau v_G(0)$ , corresponding to the cyclotron motion of a particle with charge  $\sqrt{\varepsilon_0 \rho \kappa}$  in a uniform magnetic field  $-\sqrt{\frac{\rho}{\varepsilon_0}} \mathbf{e}_z$ . For simplicity, we set  $v_G(0) = 0$  and  $x_G(0) = y_G(0) = 0$  and ignore the center of mass motion,  $\mathbf{r}_G(t) = 0$ , below.

Equation (12) describes the relative motion. The first term on the right represents the self-Magnus term. The second term represents the mutual Magnus term, which is nonlinear, and thus complicates the dynamics. To obtain a deeper physical insight, we introduced the Lagrangian of relative motion

$$L_R(\mathbf{r}_R, \dot{\mathbf{r}}_R) = \frac{1}{2} \mu_v \dot{\mathbf{r}}_R^2 + \frac{\rho\kappa}{4} \mathbf{e}_z \cdot (\dot{\mathbf{r}}_R \times \mathbf{r}_R) + \frac{\rho\kappa^2}{2\pi} \ln \frac{|\mathbf{r}_R|}{\sigma}, \quad (13)$$

where a constant is added and included in the last term. Using the polar coordinates  $\mathbf{r}_R = (r, \theta)$ , the Lagrangian transforms into

$$L_R(r, \dot{r}, \theta, \dot{\theta}) = \frac{1}{2} \mu_v (\dot{r}^2 + r^2 \dot{\theta}^2) - \frac{\rho\kappa}{4} r^2 \dot{\theta} + \frac{\rho\kappa^2}{2\pi} \ln \frac{r}{\sigma}.$$

Here, the canonical momenta are

$$p_r = \frac{\partial L_R}{\partial \dot{r}} = \mu_v \dot{r}, \quad (14)$$

$$p_\theta = \frac{\partial L_R}{\partial \dot{\theta}} = \mu_v r^2 \dot{\theta} - \frac{\rho\kappa}{4} r^2. \quad (15)$$

The first term on the right side of Eq. (15) denotes the mechanical angular momentum. The second term is derived from the self-Magnus term. Hence,  $p_\theta$  is called a

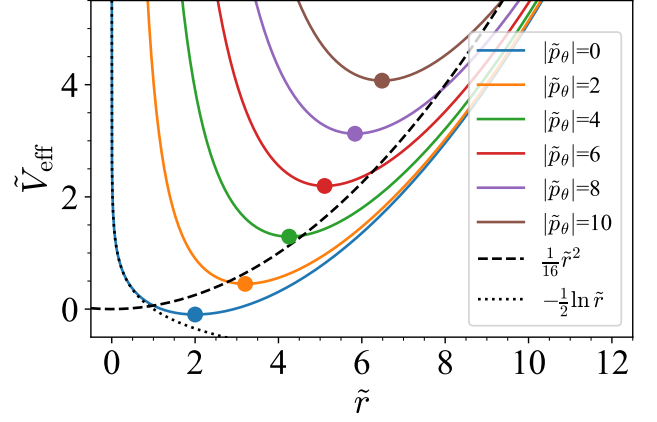


FIG. 1. (Color online) Plots of the effective radial potential  $\tilde{V}_{\text{eff}}$  (solid) for several values of  $|\tilde{p}_\theta|$ . Dashed and dotted guidelines show the harmonic potential by the self-Magnus term and the logarithmic interaction potential by the mutual Magnus term, respectively. Markers represent the local minimum point for each  $|\tilde{p}_\theta|$ .

pseudo-momentum. The Hamiltonian is defined by the Legendre transformation  $H_R = \dot{r}p_r + \dot{\theta}p_\theta - L_R$  and we obtain

$$H_R(r, \theta, p_r, p_\theta) = \frac{p_r^2}{2\mu_v} + V_{\text{eff}}(r, p_\theta) \quad (16)$$

with effective radial potential

$$V_{\text{eff}}(r, p_\theta) = \frac{p_\theta^2}{2\mu_v r^2} + \frac{\rho\kappa}{4\mu_v} p_\theta + \frac{\rho^2 \kappa^2}{32\mu_v} r^2 - \frac{\rho\kappa^2}{2\pi} \ln \frac{r}{\sigma}. \quad (17)$$

Hamilton's equations are as follows:

$$\dot{r} = \frac{\partial H_R}{\partial p_r} = \frac{p_r}{\mu_v},$$

$$\dot{\theta} = \frac{\partial H_R}{\partial p_\theta} = \frac{\partial V_{\text{eff}}}{\partial p_\theta},$$

$$\dot{p}_r = -\frac{\partial H_R}{\partial r} = -\frac{\partial V_{\text{eff}}}{\partial r},$$

$$\dot{p}_\theta = -\frac{\partial H_R}{\partial \theta} = 0.$$

The last equation shows that  $p_\theta$  is conservative and can be treated as a parameter. The first term on the right side of Eq. (17) denotes the centrifugal potential. The second term is a constant. The third term represents the harmonic potential arising from the self-Magnus term. The last term represents the logarithmic interaction potential of the mutual Magnus terms. Therefore, the relative motion is finally reduced to one-dimensional motion in the effective radial potential  $V_{\text{eff}}$ .

To reveal the structure of  $V_{\text{eff}}$ , we investigated the position of the extremum,  $\frac{dV_{\text{eff}}}{dr} = 0$  at  $r = r_*$ , where

$$r_*(p_\theta) \equiv \sigma \sqrt{2 + \sqrt{4 + \left(4 \frac{p_\theta}{m_v \sigma^2 / \tau}\right)^2}} \geq 2\sigma \quad (18)$$

with  $\mu_v = \frac{m_v}{2}$ . In Eq. (18), the equality holds for  $p_\theta = 0$ , and  $r_*$  has a minimum  $2\sigma$  [14]. As  $\frac{d^2 V_{\text{eff}}(r_*)}{dr^2} > 0$  holds for any  $p_\theta$ ,  $V_{\text{eff}}$  exhibits a local minimum at  $r = r_*$ . Using  $m_v$ ,  $\tau$ , and  $\sigma$ ,  $V_{\text{eff}}$  is rescaled to the simplest form

$$\tilde{V}_{\text{eff}} \equiv \frac{V_{\text{eff}} - \frac{\rho\kappa}{4\mu_v} p_\theta}{m_v(\sigma/\tau)^2} = \frac{\tilde{p}_\theta^2}{\tilde{r}^2} + \frac{1}{16}\tilde{r}^2 - \frac{1}{2}\ln\tilde{r},$$

where the constant term is subtracted for convenience, with

$$\begin{aligned}\tilde{r} &\equiv \frac{r}{\sigma}, \\ \tilde{\theta} &\equiv \tau\dot{\theta}, \\ \tilde{p}_\theta &\equiv \frac{p_\theta}{m_v\sigma^2/\tau} = \frac{\tilde{r}^2\tilde{\theta}}{2} - \frac{\tilde{r}^2}{4}.\end{aligned}$$

For reference, typical plots of  $\tilde{V}_{\text{eff}}$  and the local minimum points are shown for several values of  $|\tilde{p}_\theta|$  in Fig. 1.

Finally, we review the finite size effect on the dynamics of massive point vortices (see Ref. [12]). Supposing that the condensates are trapped in a circular box potential, we consider the dynamics of a vortex–vortex pair in superfluids with a round boundary of radius  $R_{\text{sys}}$ . By assuming an initial condition with high symmetry (see Appendix A), we obtain the modified Hamiltonian of the relative motion

$$H'_R = H_R + \frac{\rho\kappa^2}{2\pi} \ln \left[ 1 - \left( \frac{r}{2R_{\text{sys}}} \right)^4 \right], \quad (19)$$

where  $H_R$  denotes the Hamiltonian without boundaries, given by Eq. (16). The logarithmic term in the second term on the right side is added to  $V_{\text{eff}}$  in  $H_R$  and the finite size effect is summarized by the factor  $(\frac{r}{2R_{\text{sys}}})^4$ . Therefore, if the ratio between the inter-vortex distance and the radius of the condensate is less than 0.31, the contribution of the finite size effect becomes less than 1% and is therefore negligible.

## B. Circular orbit solutions

Due to the conservation of  $p_\theta$ , we find that  $\dot{\theta}(t)$  is a constant, according to Eq. (15) when  $r(t)$  is constant. As  $V_{\text{eff}}$  has the local minimum at  $r = r_*$  for any  $p_\theta$ , it is clear that there is the circular orbit solution with  $r(t) = r_*$  and  $\dot{r}(t) = 0$ . Substituting Eq. (15) into Eq. (18) and solving this problem with respect to  $\dot{\theta} = \Omega$ , we have

$$\Omega = \Omega_\pm(r_*) \equiv \frac{1}{2\tau} \left[ 1 \pm \sqrt{1 - \frac{4}{(r_*/\sigma)^2}} \right]. \quad (20)$$

We call these two branches with the plus and minus signs the cyclotron and massless branches, respectively. From Eq. (18),  $\Omega_\pm$  is always real. The graphs of  $\Omega_\pm(r)$  and  $\Omega_0(r)$  are shown in Fig. 2.

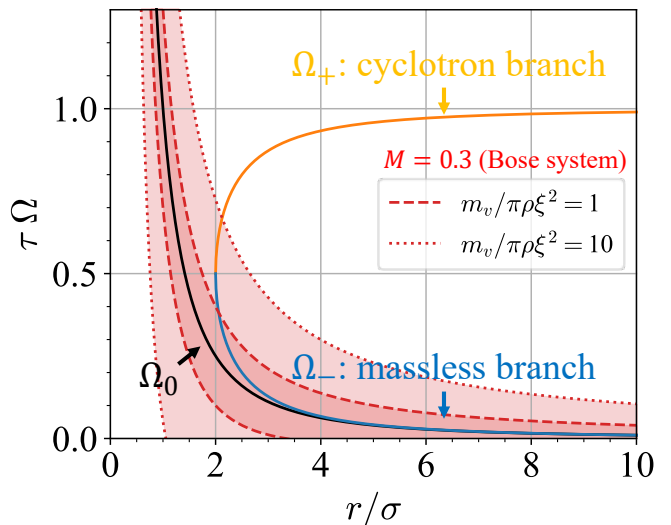


FIG. 2. (Color online) Plots of the angular frequencies  $\Omega_{\pm,0}(r)$  (solid) rescaled with  $\tau$  and  $\sigma$ . The orange, blue, and black curves correspond to  $\Omega_+$ ,  $\Omega_-$ , and  $\Omega_0 = \frac{1}{\tau(r/\sigma)^2}$ , respectively (see Eqs. (20) and (2)). The red regions represent the applicable condition of the massive PVM given by Eq. (21) with the boundary  $M = 0.3$  for  $\frac{m_v}{\pi\rho\xi^2} = 1$  (dashed) and  $\frac{m_v}{\pi\rho\xi^2} = 10$  (dotted) in bosonic superfluids, using  $\tilde{c}_s^B = \frac{1}{2}\sqrt{\frac{m_v}{\pi\rho\xi^2}}$ . In fermionic superfluids, the lower boundary is in the vicinity of  $\frac{r}{\sigma} = 0$ , and the upper boundary is typically far above the plot area.

Although these solutions have already been demonstrated in previous studies [12], we examine them in more detail to reveal the physical meaning of the two branches. The massless branch  $\Omega_-$  is asymptotic to frequency  $\Omega_0$  of the massless PVM for  $\frac{r_*}{\sigma} \rightarrow \infty$ . The cyclotron branch  $\Omega_+$  approaches the cyclotron frequency  $\tau^{-1}$  for large  $r_*$ . This behavior of  $\Omega_+$  is attributed to the fact that the mutual Magnus term owing to the inter-vortex interaction is less important for a large distance  $r_*$  and the motion reduces to a one-body cyclotron motion. The two branches have the same frequency  $\Omega_\pm = 2\Omega_0$  at  $r_* = 2\sigma$ . There exists no solution for a circular orbit with  $r_* < 2\sigma$ . These results are discussed in detail in Sec. III D, which is related to the splitting instability of a doubly quantized vortex.

The stability of the two branches can be evaluated by computing the Mach number. If we fix an object in a flow with a higher Mach number, the fluid compressibility is important, and predictions of incompressible hydrodynamics fail. For a circular orbit with frequency  $\Omega$  and radius  $r$ , the relative vortex speed is  $u = |\frac{r}{2}\Omega - \frac{r}{2}\Omega_0|$ , using Eq. (6). According to Eq. (5), a circular orbit solution with frequency  $\Omega(r)$  must satisfy the following conditions:

$$M = \frac{r}{2c_s} |\Omega(r) - \Omega_0(r)| \lesssim 0.3 \quad (21)$$

with  $c_s = \frac{\tilde{c}_s\sigma}{\tau}$ . Hence, the solutions for the cyclotron and massless branches are valid when  $\Omega = \Omega_\pm(r)$  satisfies this

condition. In other words, even if we could prepare the initial condition of the circular orbit with  $\Omega_{\pm}$  outside the condition (21), the vortices experience an extra drag force owing to the emission of sound (or quasiparticles), and the velocity of each vortex decays to a smaller value than the initial one.

The condition (21) was quantitatively evaluated for bosonic and fermionic superfluids. The speed of the first sound in bosonic superfluids is  $c_s \sim \frac{\kappa}{2\pi\xi}$  and is rescaled as

$$\tilde{c}_s^B = \frac{c_s^B}{\sigma/\tau} \sim \sqrt{\frac{m_v}{\pi\rho\xi^2}}.$$

This holds for both superfluid  $^4\text{He}$  and atomic Bose–Einstein condensates [2, 29]. As shown in Fig. 2,  $\Omega = \Omega_-$  ( $\Omega = \Omega_+$ ) is typically included (excluded) in the range given by Eq. (21); thus, the massless branch  $\Omega_-$  is feasible, whereas the cyclotron branch  $\Omega_+$  is unstable. According to Ref. [30], the speed of the first sound in fermionic superfluids is  $c_s = v_F \sqrt{\frac{1}{3}(1 + F_0^s)(1 + F_1^s/3)}$  with the Landau parameters  $F_{0,1}^s$  and the Fermi velocity  $v_F$ . As a result, one obtains

$$\tilde{c}_s^F = \frac{c_s^F}{\sigma/\tau} \sim \xi n^{\frac{1}{3}} \sqrt{\frac{m_v}{\pi\rho\xi^2}},$$

where  $n$  denotes the particle number density. The rescaled sound speed  $\tilde{c}_s^F$  of the Fermi systems has an extra factor  $\xi n^{\frac{1}{3}} \sim \tilde{c}_s^F/\tilde{c}_s^B$  compared to Bose systems. This factor could be significantly greater than unity. For example, for the superfluid phase of  $^3\text{He-B}$ , where the vortex dynamics was typically described by the vortex filament model, this factor becomes substantially large, yielding a large factor  $\tilde{c}_s^F/\tilde{c}_s^B \gtrsim 10^2$  [31]. Although the range with small  $M$  for bosonic superfluids is narrow as shown in Fig. 2, that for fermionic superfluids can be substantially wide due to the large factor and then both branches can be stabilized. For superfluid Fermi gases, however, this factor is on the order of unity in typical experiments, and the cyclotron branch  $\Omega_+$  is unstable. According to the Ginzburg–Landau theory, the factor may be large when the healing length  $\xi$  increases as the temperature approaches the superfluid critical temperature. Thermal dissipation plays an important role in vortex dynamics, and we need to introduce a mutual friction force into our model. This problem is beyond the scope of the current study and is an interesting topic for future work. In the following analysis, we focus on the massless branch  $\Omega_-$  as the stable frequency for bosonic and fermionic superfluids.

Finally, we investigate the circular orbit with  $\Omega_-$ . Proving  $\Omega_-(r) > \Omega_0(r)$  for  $r \geq 2\sigma$  can be done in a straightforward manner by using Eqs. (2) and (20). This relation indicates that the massless vortices are always delayed compared to the massive vortices along the same circular orbit. We can then analytically evaluate the delay of the massless vortices by calculating the angle shift

$\Delta\theta$  after period  $\frac{2\pi}{\Omega_0}$ ;

$$\Delta\theta_{\text{ana}}(r) = 2\pi \left( \frac{\Omega_-(r)}{\Omega_0(r)} - 1 \right). \quad (22)$$

Both the angle shift  $\Delta\theta_{\text{ana}}(r)$  and the arc length difference  $\frac{r}{2}\Delta\theta_{\text{ana}}(r)$  are monotonically decreasing functions of  $r$ . To make  $\frac{r}{2}\Delta\theta_{\text{ana}}$  larger than  $\sigma$ ,  $2\sigma$ , and  $3\sigma$ , restrictions  $r \leq 3.70\sigma$ ,  $r \leq 2.48\sigma$ , and  $r \leq 2.17\sigma$  are needed, respectively, where the universal length scale  $\sigma = \sqrt{\frac{m_v}{\pi\rho\xi^2}}\xi \lesssim \xi$  typically corresponds to the core size in our parameter range  $\frac{m_v}{\pi\rho\xi^2} \lesssim 10$ .

### C. Angle-shift enhancement

To verify the vortex mass more effectively, the angle shift  $\Delta\theta$  can be enhanced by changing the initial angular velocity  $\dot{\theta}(t=0)$ . We assume that the initial velocity is manipulated by introducing a pinning potential, as demonstrated experimentally [23, 26]. Although we can theoretically select an arbitrary initial velocity within the range of Eq. (5). The possible experimental range of the initial velocity must be considered. The initial velocity is assigned to the vortex by capturing it with vortex pinning and operating it in a sophisticated manner. If the speed of the pinning potential relative to the background superfluid velocity is higher than a certain threshold, the initial velocity of the vortex cannot be precisely controlled. We apply the criteria described in Ref. [32], where the vortex is pinned when the relative speed is less than approximately  $0.2c_s$ . This condition is represented by the Mach number defined in Eq. (21), with  $\Omega$  replaced by  $\dot{\theta}(t=0)$  in  $M$  as  $\frac{r_0}{2c_s}|\dot{\theta}(0) - \Omega_0(r_0)| \lesssim 0.2$  with  $r_0 \equiv r(t=0)$ . Correspondingly, the possible range of the initial angular velocity with  $\dot{r}(t=0) = 0$  is  $\dot{\theta}_0^{(-)} \lesssim \dot{\theta}(0) \lesssim \dot{\theta}_0^{(+)}$  with

$$\dot{\theta}_0^{(\pm)}(r_0) \equiv \Omega_0(r_0) \pm \frac{0.2c_s}{r_0/2}. \quad (23)$$

In Fig. 3, we plot the angle shifts  $\Delta\theta^{(\pm)}$  with  $\dot{\theta}(0) = \dot{\theta}_0^{(\pm)}$  is a function of  $\frac{m_v}{\pi\rho\xi^2}$  for  $\frac{r_0}{\xi} = 10$ , which are obtained by the numerical simulation of the massive PVM [33]. Assuming experimental observations of the trajectories of a vortex–vortex pair, we use

$$\tau_{\xi} = \frac{2\pi\xi^2}{\kappa} \quad (24)$$

and  $\xi$  as the time and length scales instead of  $\tau$  and  $\sigma$  [34], where  $\xi$  corresponds to the observation resolution. Evidently,  $|\Delta\theta^{(\pm)}|$  monotonically increases, and the difference  $\Delta\theta^{(+)} - \Delta\theta^{(-)}$  is larger than  $\Delta\theta_{\text{ana}}$  for any  $\frac{m_v}{\pi\rho\xi^2}$ . Thus, by controlling the initial velocity, the impact of the vortex mass on the angle shift can be enhanced, and the arc-length difference  $\frac{r_0}{2}(\Delta\theta^{(+)} - \Delta\theta^{(-)})$  is sufficiently large enough to be more observable than  $\frac{r_0}{2}\Delta\theta_{\text{ana}}$ . Here,

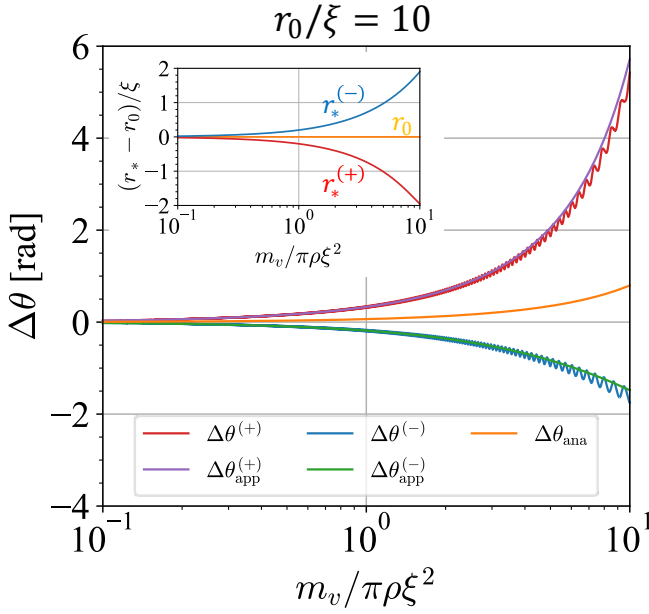


FIG. 3. (Color online) Plots of the angle shift  $\Delta\theta$  after a period  $\frac{2\pi}{\Omega_0(r_0)}$  with several initial angular velocities for  $\frac{r_0}{\xi} = 10$ . The graphs of  $\Delta\theta^{(\pm)}$  are obtained numerically with  $\dot{\theta}(0) = \dot{\theta}_0^{(\pm)}(r_0)$ . The graphs of  $\Delta\theta_{\text{app}}^{(\pm)}$  and  $\Delta\theta_{\text{ana}}$  are obtained approximately (see Eq. (25)) and analytically (see Eq. (22)). The inset shows the analytical solutions of the difference  $r_* - r_0$  rescaled with  $\xi$ . The red, blue, and orange curves represent the results for  $r_* = r_*^{(+)}$ ,  $r_*^{(-)}$ , and  $r_0$  with  $\dot{\theta}(0) = \dot{\theta}_0^{(+)}(r_0)$ ,  $\dot{\theta}_0^{(-)}(r_0)$ , and  $\Omega_0(r_0)$ , respectively.

by regarding the motion of massive vortices as the circular motion with  $r_*$ , which is the equilibrium point of the effective radial potential  $V_{\text{eff}}$ , we obtain approximate solutions of  $\Delta\theta^{(\pm)}$  as a function of  $\frac{r_0}{\xi}$  and  $\frac{m_v}{\pi\rho\xi^2}$ :

$$\begin{aligned} \Delta\theta_{\text{app}}^{(\pm)} &= 2\pi \left( \frac{\Omega_-(r_*^{(\pm)})}{\Omega_0(r_0)} - 1 \right) \\ &= 2\pi \left\{ \frac{1}{2} \frac{(r_0/\xi)^2}{m_v/\pi\rho\xi^2} \left[ 1 - \sqrt{1 - 4 \frac{m_v/\pi\rho\xi^2}{(r_*^{(\pm)}/\xi)^2}} \right] - 1 \right\} \end{aligned} \quad (25)$$

with

$$\begin{aligned} \frac{r_*^{(\pm)}}{\xi} &\equiv \frac{r_*(p_\theta = p_\theta^{(\pm)})}{\xi} \\ &= \sqrt{2 \frac{m_v}{\pi\rho\xi^2} + \sqrt{4 \left( \frac{m_v}{\pi\rho\xi^2} \right)^2 + \left( \frac{4p_\theta^{(\pm)}}{\rho\kappa\xi^2} \right)^2}}, \end{aligned} \quad (26)$$

$$\begin{aligned} \frac{4p_\theta^{(\pm)}}{\rho\kappa\xi^2} &\equiv \frac{4}{\rho\kappa\xi^2} \left( \frac{m_v}{2} r_0^2 \dot{\theta}_0^{(\pm)} - \frac{\rho\kappa}{4} r_0^2 \right) \\ &= \frac{m_v}{\pi\rho\xi^2} \left( \frac{r_0}{\xi} \right)^2 \tau_\xi \dot{\theta}_0^{(\pm)} - \left( \frac{r_0}{\xi} \right)^2 \end{aligned} \quad (27)$$

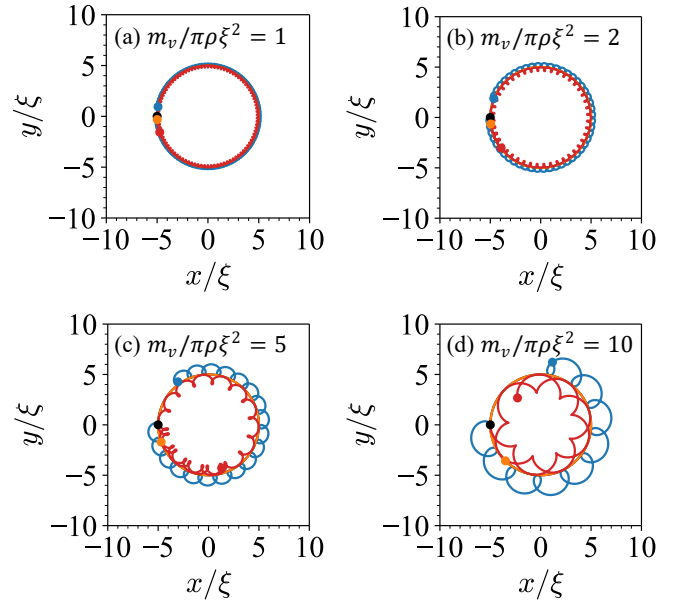


FIG. 4. (Color online) Typical trajectories of the first vortex at  $\mathbf{r}_1 = -\frac{r_0}{2} = (-\frac{r_0}{2} \cos \theta, -\frac{r_0}{2} \sin \theta)$  with (a)  $\frac{m_v}{\pi\rho\xi^2} = 1$ , (b)  $\frac{m_v}{\pi\rho\xi^2} = 2$ , (c)  $\frac{m_v}{\pi\rho\xi^2} = 5$ , and (d)  $\frac{m_v}{\pi\rho\xi^2} = 10$ . The red, blue, and orange lines represent the trajectories with the initial conditions  $(r(0), \theta(0), \dot{r}(0), \dot{\theta}(0)) = (r_0, 0, 0, \dot{\theta}_0^{(+)}(r_0))$ ,  $(r_0, 0, 0, \dot{\theta}_0^{(-)}(r_0))$ , and  $(r_0, 0, 0, \Omega_-(r_0))$  with  $r_0 = 10\xi$ , respectively. Black lines represent the trajectories of the massless vortices given by  $\mathbf{r}_1(t) = (-\frac{r_0}{2} \cos \Omega_0(r_0)t, -\frac{r_0}{2} \sin \Omega_0(r_0)t)$  in common with (a)-(d). Each marker shows the position of the first vortex at  $t = \frac{2\pi}{\Omega_0(r_0)}$ , and its size corresponds to the vortex core size. The position of the second vortex is  $\mathbf{r}_2 = \frac{r_0}{2} = -\mathbf{r}_1$ , which is not plotted for convenience.

and

$$\tau_\xi \dot{\theta}_0^{(\pm)} = \frac{2}{(r_0/\xi)^2} \pm \frac{0.4}{r_0/\xi}, \quad (28)$$

where Eqs. (2), (15), (18), (20), (23), (24), and  $c_s = \frac{\kappa}{2\pi\xi} = \frac{\xi}{\tau_\xi}$  are used. As shown in Fig. 3,  $\Delta\theta_{\text{app}}^{(\pm)}$  agrees very well with the numerical solutions. This ensures that the vortex mass can be estimated quantitatively by observing  $\Delta\theta^{(\pm)}$  and comparing it with  $\Delta\theta_{\text{app}}^{(\pm)}$ . Therefore, the angular shift can be used as a tester for different predictions of the vortex mass, and Fig. 3 and the set of Eqs. (25), (26), (27), and (28) provide sufficient information to estimate the vortex mass efficiently and precisely through experimental observations.

As shown in Fig. 3, we find the oscillation of the graphs of  $\Delta\theta^{(\pm)}$ , especially for a large  $\frac{m_v}{\pi\rho\xi^2}$ , which is caused by the oscillation of the vortices in the radial direction. Because the pseudo-momentum  $p_\theta$  changes according to the initial angular velocity, the initial distance  $r_0$  is not the minimum  $r_*$  of the effective radial potential  $V_{\text{eff}}$  except for the circular orbit solutions. Thus, even if the initial radial velocity  $\dot{r}(0)$  is zero, the trajectory is not necessarily circular. Some trajectories of the first vortex for

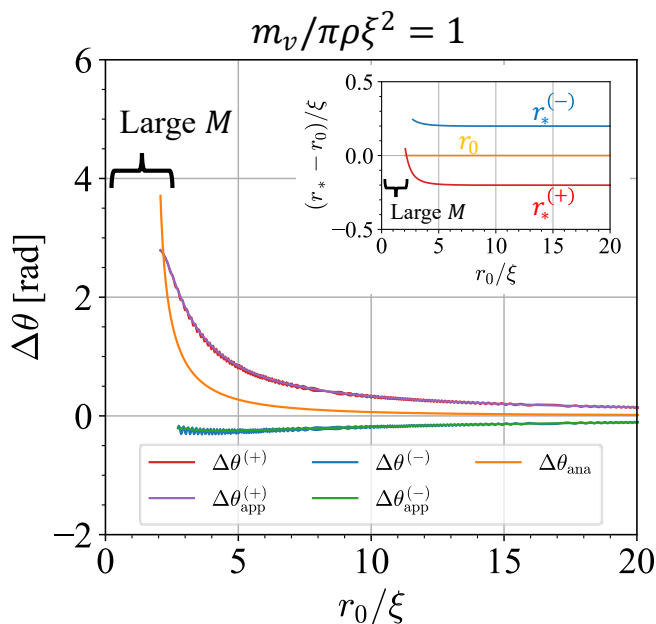


FIG. 5. (Color online) Plots of the angle shift  $\Delta\theta$  after a period  $\frac{2\pi}{\Omega_0(r_0)}$  with several initial angular velocities for  $\frac{m_v}{\pi\rho\xi^2} = 1$ . The graphs of  $\Delta\theta^{(\pm)}$  are obtained numerically with  $\dot{\theta}(0) = \dot{\theta}_0^{(\pm)}(r_0)$ . The graphs of  $\Delta\theta_{\text{app}}^{(\pm)}$  and  $\Delta\theta_{\text{ana}}$  are obtained approximately (see Eq. (25)) and analytically (see Eq. (22)). The inset shows the analytical solutions of the difference  $r_* - r_0$  rescaled with  $\xi$ . The red, blue, and orange curves represent the results for  $r_* = r_*^{(+)}$ ,  $r_*^{(-)}$ , and  $r_0$  with  $\dot{\theta}(0) = \dot{\theta}_0^{(+)}(r_0)$ ,  $\dot{\theta}_0^{(-)}(r_0)$ , and  $\Omega_0(r_0)$ , respectively. Each graph is cut off for small  $\frac{m_v}{\pi\rho\xi^2}$ , where the vortex velocity is beyond the applicable condition of the massive PVM,  $M \leq 0.3$ , with  $c_s = \frac{\kappa}{2\pi\xi}$ .

several values of  $\frac{m_v}{\pi\rho\xi^2}$  after a period  $\frac{2\pi}{\Omega_0(r_0)}$  are shown in Fig. 4. Clearly, the amplitude of the oscillation becomes larger as  $\frac{m_v}{\pi\rho\xi^2}$  increases. The amplitude can be estimated analytically from the difference between  $r_*$  and  $r_0$ , as shown in the inset of Fig. 3. If the amplitude is significantly larger than the length resolution  $\xi$ , the vortex mass can be verified by observing the oscillation instead of the angular shift. However, it is difficult to observe the amplitude within the investigated parameter range (see Fig. 4(a)(b)). Therefore, observing the difference  $\Delta\theta^{(+)} - \Delta\theta^{(-)}$  is much more useful than the radial oscillation for efficiently detecting the impact of the vortex mass.

For reference, we also show graphs of  $\Delta\theta^{(\pm)}$ ,  $\Delta\theta_{\text{app}}^{(\pm)}$ ,  $\Delta\theta_{\text{ana}}$ , and  $r_*^{(\pm)} - r_0$  as functions of  $\frac{r_0}{\xi}$  in Fig. 5. The approximate solutions  $\Delta\theta_{\text{app}}^{(\pm)}$  also agree very well with the numerical solutions  $\Delta\theta^{(\pm)}$  because  $|r_*^{(\pm)} - r_0|$  is much smaller than  $\xi$ . Contrary to Fig. 3,  $\Delta\theta^{(+)} - \Delta\theta^{(-)}$  and  $\Delta\theta_{\text{ana}}$  decrease monotonically, and each graph is cut off because of the condition  $M \leq 0.3$ . Thus, a minimum value of  $r_0$  restricts the experimentally operable range of  $r_0$ .

#### D. A cause of the splitting instability

The vortex mass is related to the splitting instability of a doubly quantized vortex in a uniform superfluid at absolute zero [35]. The lowest radius of the circular orbit solutions in Eq. (18) implies that the vortex mass causes dynamic instability. A pair of quantum vortices with the same circulation  $\kappa$  cannot maintain their distance  $r(< 2\sigma)$  and are dynamically unstable. This is in clear contrast to the fact that the two vortices can assume a circular orbit at any distance in a conventional massless PVM.

During the splitting instability process, energy is emitted to infinity through the spontaneous radiation of helical phonons [35]. Assuming that the energetics of this system by dividing it into PVM and phonon systems, phonon emission is energy dissipation in the former. Dissipation in the PVM system can affect the frictional force of the relative vortex motion in the radial direction. Thus, the final state of the splitting instability is a circular orbit solution with an equilibrium distance  $r_*(p_\theta)$ , as discussed in Sec. III B. Considering that this is a dissipation process from the closest state of  $r \rightarrow 0$ , the final state of the splitting instability can be evaluated based on the result for  $p_\theta = 0$ ; the circular orbit solution with distance  $r_{\text{fin}} \gtrsim r_*(p_\theta = 0) = 2\sigma$ .

In other words, the vortex mass is calculated from the final state resulting from splitting instability. By considering  $\xi$  as the length resolution, the vortex mass  $m_v$  is estimated with the final distance  $r_{\text{fin}}$  as follows:

$$\frac{m_v}{\pi\rho\xi^2} \lesssim \left(\frac{r_{\text{fin}}}{2\xi}\right)^2. \quad (29)$$

This expression enables us to estimate the upper limit of the vortex mass from the observation of the final state of the splitting instability.

An order estimation from a previous experiment on superfluid Bose gases with  $r_{\text{fin}} \sim 50 \mu\text{m}$  and  $\xi \sim 0.4 \mu\text{m}$  [25] yielded  $\frac{m_v}{\pi\rho\xi^2} \lesssim 10^3$ . This result seems too large to be supported by existing theoretical models. However, drawing conclusions from this discrepancy is premature. This is because the condensate was trapped by a harmonic potential in the above experiment, and the observed instability could be strongly influenced by three-dimensional non-uniformity [36]. On the other hand, no clear splitting was confirmed in the mean field model of dilute Bose gases at absolute zero with numerical simulations of the Gross-Pitaevskii equation [37]. This implies that the vortex mass is very small or negligible in a scalar bosonic superfluid at the mean field level [38]. Interestingly, according to low energy effective field theory for superfluid Fermi gases [39–41], the splitting instability may drastically change its behavior in the BEC–BCS crossover [42]. In particular, they observed a significant vortex splitting on the BCS side, although the instability remains weak on the BEC side. This suggests that the impact of vortex mass is more significant in fermionic superfluids.



#### IV. A VORTEX–ANTIVORTEX PAIR

We analyze the dynamics of a pair of quantum vortices with opposite circulations  $\Gamma_1 = -\Gamma_2 = \kappa$ . The problem is formulated in Sec. III A and we investigate the translational trajectory as the simplest case in Sec. IV B. We consider manipulating the initial velocity as described in the previous section and demonstrate that the vortex mass leads to pair annihilation in Sec. IV C.

##### A. Effective relative potential

For the problem of a vortex–antivortex pair, the equation of motion with respect to  $\mathbf{r}_1$  ( $\mathbf{r}_2$ ) is given by Eq. (10) with the plus (minus) sign of the first term and the minus sign of the second term. In the same manner as that described in Sec. III A, we transform the equations into

$$M_v \frac{d^2 \mathbf{r}_G}{dt^2} = -\rho\kappa \mathbf{e}_z \times \frac{d\mathbf{r}_R}{dt}, \quad (30)$$

$$\mu_v \frac{d^2 \mathbf{r}_R}{dt^2} = -\rho\kappa \mathbf{e}_z \times \frac{d\mathbf{r}_G}{dt} - \frac{\rho\kappa^2}{2\pi} \frac{\mathbf{r}_R}{|\mathbf{r}_R|^2} \quad (31)$$

with  $\mathbf{r}_G = \frac{\mathbf{r}_1 + \mathbf{r}_2}{2}$ ,  $\mathbf{r}_R = \mathbf{r}_2 - \mathbf{r}_1$ ,  $M_v = 2m_v$ , and  $\mu_v = \frac{m_v}{2}$ . Unlike the vortex–vortex pair (Eqs. (11) and (12)), the equations with respect to  $\mathbf{r}_G$  and  $\mathbf{r}_R$  are not independent.

To clarify this analysis, we introduce the Hamiltonian of the two-body vortex problem. According to Appendix B, the canonical momenta are given by

$$\mathbf{p}_G = M_v \dot{\mathbf{r}}_G + \rho\kappa \mathbf{e}_z \times \mathbf{r}_R, \quad (32)$$

$$\mathbf{p}_R = \mu_v \dot{\mathbf{r}}_R. \quad (33)$$

The pseudo-momentum  $\mathbf{p}_G$  is conservative because  $\dot{\mathbf{p}}_G = \frac{\partial H}{\partial \mathbf{r}_G} = 0$ . Consequently, the Hamiltonian expressed in Eq. (B8) is

$$H(\mathbf{r}_G, \mathbf{r}_R, \mathbf{p}_G, \mathbf{p}_R) = \frac{\mathbf{p}_R^2}{2\mu_v} + U_{\text{eff}}(\mathbf{r}_R, \mathbf{p}_G) \quad (34)$$

with effective potential

$$U_{\text{eff}}(\mathbf{r}_R, \mathbf{p}_G) = \frac{\rho^2 \kappa^2}{8\mu_v} \left( \mathbf{r}_R + \mathbf{e}_z \times \frac{\mathbf{p}_G}{\rho\kappa} \right)^2 + \frac{\rho\kappa^2}{2\pi} \ln \frac{|\mathbf{r}_R|}{\sigma}, \quad (35)$$

where a constant is added and included in the last term. The first term on the right side of Eq. (34) is the relative kinetic energy. The first term on the right side of Eq. (35) denotes the harmonic potential associated with the pseudo-momentum. The second term represents the logarithmic interaction potential. Since  $\mathbf{p}_G$  is conservative, we can treat it as a parameter, and  $U_{\text{eff}}(\mathbf{r}_R)$  is called the effective relative potential. Eventually, we succeed in decoupling the center of mass and relative motions.

To describe the relative motion more clearly, we consider the symmetrical initial condition with respect to

the  $y$  axis:

$$\begin{aligned} \mathbf{r}_R(0) &= (x_R(0), 0) \quad (x_R(0) > 0), \\ \dot{\mathbf{r}}_G(0) &= (0, v_G(0)) \end{aligned}$$

As the equilibrium point of the harmonic potential in Eq. (35), we define  $\tilde{\mathbf{r}}_R \equiv -\mathbf{e}_z \times \frac{\mathbf{p}_G}{\rho\kappa} = (\tilde{x}_R, \tilde{y}_R)$  as

$$\begin{aligned} \tilde{x}_R &\equiv \tilde{x}_{R^*} \sigma = \left( 1 + 2 \frac{v_G(0)\tau}{x_R(0)} \right) x_R(0), \\ \tilde{y}_R &= 0, \end{aligned} \quad (36)$$

where Eq. (32) is used. Then,  $U_{\text{eff}}(\mathbf{r}_R)$  has an extremum at  $\mathbf{r}_R = (x_{R^*}, y_{R^*})$  with

$$\begin{aligned} x_{R^*} &\equiv \tilde{x}_{R^*} \sigma = \frac{\tilde{x}_R}{2} \left( 1 \pm \sqrt{1 - \frac{4}{(\tilde{x}_R/\sigma)^2}} \right) \quad (\tilde{x}_R \geq 2\sigma), \\ y_{R^*} &= 0. \end{aligned} \quad (37)$$

As  $\frac{\partial^2 U_{\text{eff}}(\mathbf{r}_R)}{\partial y_R^2} > 0$  holds for any  $x_R$  and  $y_R$ , the  $y$ -component of the relative motion is determined to be  $y_R(t) = y_{R^*} = 0$  if  $y_R(t=0) = 0$  and  $\dot{y}_R(t=0) = 0$ . For simplicity, we set  $y_R(t) = 0$  and choose three values,  $x_R(0)$ ,  $\dot{x}_R(0)$ , and  $v_G(0)$ , as the initial conditions. Therefore, the relative motion is reduced to one-dimensional motion in the effective relative potential  $U_{\text{eff}}(x_R)$ . Finally, we obtain the rescaled form

$$\tilde{U}_{\text{eff}} \equiv \frac{U_{\text{eff}}(x_R)}{m_v(\sigma/\tau)^2} = \frac{1}{4} (\tilde{x}_R - \tilde{x}_{R^*})^2 + \frac{1}{2} \ln |\tilde{x}_R|.$$

##### B. Translational trajectory solution

As a simple initial condition, we assume that the center of mass velocity is equal to the velocity of the massless vortices given by Eq. (3);

$$v_G(0) = V_0(x_R(0)).$$

Inserting it into Eq. (36), we obtain

$$\tilde{x}_R = x_R(0) + \frac{\sigma^2}{x_R(0)}. \quad (38)$$

Consequently, the specific forms of  $U_{\text{eff}}$  and  $x_{R^*}$  are determined and shown in Fig. 6. The inflection point corresponds to the initial position  $x_R(0)$  when  $x_R(0) = \sigma$ . The local minimum (maximum) point corresponds to  $x_R(0)$  when  $x_R(0) > \sigma$  ( $x_R(0) < \sigma$ ). Therefore, when the relative kinetic energy is zero at  $t = 0$  with  $\dot{x}_R(0) = 0$ , the inter-vortex distance becomes  $x_R(t) = x_R(0)$ . Accordingly, Eq. (30) shows that the acceleration term becomes zero, and  $v_G(t) = v_G(0) = V_0(x_R(0))$  holds. Thus, the dynamics of a vortex–antivortex pair are translational motion, which is identical to that of massless vortices.

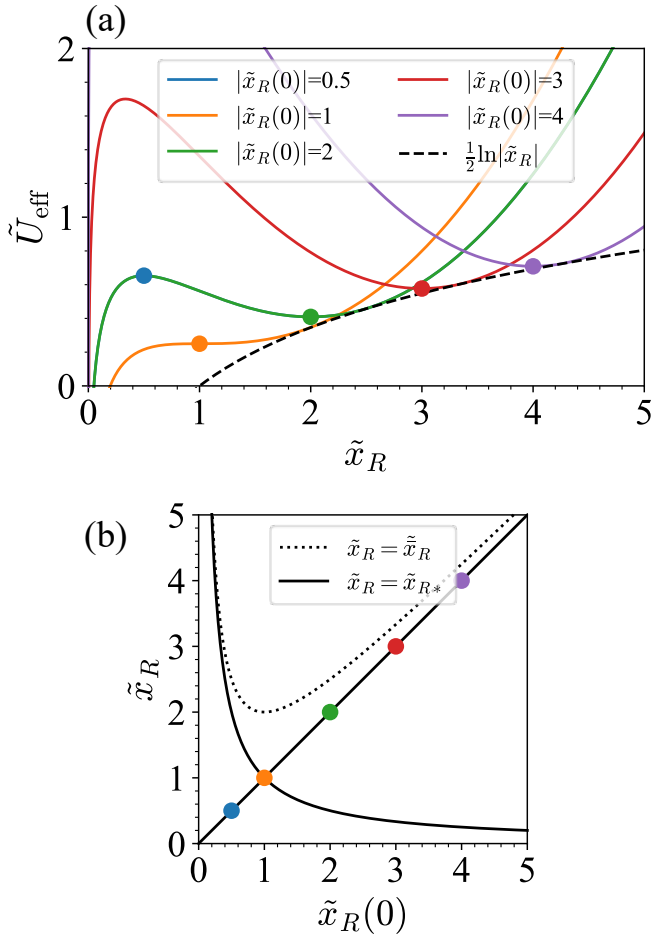


FIG. 6. (Color online) (a) Plots of the effective relative potential  $\tilde{U}_{\text{eff}}$  (solid) when  $v_G(0) = V_0(x_R(0))$  for several values of  $\tilde{x}_R(0)$ . The dotted guideline shows the logarithmic interaction potential. (b) The local maximum and minimum points  $\tilde{x}_{R*}$  given by Eq. (37) (solid) and the equilibrium point  $\tilde{x}_R$  of the harmonic potential given by Eq. (38) (dotted). In each panel, markers correspond to the initial position  $\tilde{x}_R(0)$  of the vortex.

However, when the relative kinetic energy is nonzero with  $\dot{x}_R(0) \neq 0$ , oscillations in the  $x$ -axis direction occur (see Fig. 7). The amplitude of the oscillation is obtained by calculating the turning points from the conservation of total energy with Eq. (34). In the next section, we analytically investigate the amplitude depending on the initial velocity.

### C. Relative oscillation and collision

Similar to Sec. III C, we consider manipulating the initial velocity to verify the vortex mass from the motion in the  $x$ -direction. Here, we use the time and length scales  $\tau_\xi$  and  $\xi$ , respectively, assuming experimental observations of the amplitude.

As shown in the previous section, the inter-vortex dis-

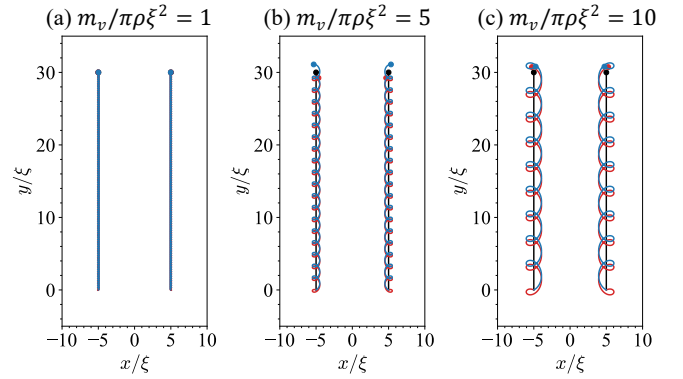


FIG. 7. (Color online) Typical trajectories of the first and second vortices at  $\mathbf{r}_1 = \mathbf{r}_G - \frac{\mathbf{r}_R}{2}$  and  $\mathbf{r}_2 = \mathbf{r}_G + \frac{\mathbf{r}_R}{2}$  with (a)  $\frac{m_v}{\pi\rho\xi^2} = 1$ , (b)  $\frac{m_v}{\pi\rho\xi^2} = 5$ , and (c)  $\frac{m_v}{\pi\rho\xi^2} = 10$ . The red and blue lines represent the trajectories with the initial conditions  $\mathbf{r}_R(0) = (x_R(0), 0)$ ,  $\dot{\mathbf{r}}_R(0) = (\pm 0.4c_s, 0)$ , and  $\mathbf{v}_G(0) = (0, V_0(x_R(0)))$  with  $x_R(0) = 10\xi$ , respectively. Black lines represent the trajectories of massless vortices given by  $\mathbf{r}_1(t) = (-\frac{x_R(0)}{2}, V_0(x_R(0))t)$  and  $\mathbf{r}_2(t) = (+\frac{x_R(0)}{2}, V_0(x_R(0))t)$  in common with (a)-(c). Each marker shows the position of the vortex at  $t = 300\tau_\xi$ , and its size corresponds to the vortex core size. Note that the three different trajectories overlap in (a).

tance  $x_R(t)$  approaches zero if the relative energy is nonzero for  $x_R(0) \leq \sigma$ . Then, owing to the attractive force caused by the logarithmic interaction in the presence of the vortex mass, the two vortices collide and annihilate each other (see Fig. 6). This description of the massive PVM shows the remarkable result that the pair annihilation of vortices can occur without a mutual friction and thermal fluctuations. Therefore, the observation of pair annihilation near zero temperature indicates the existence of vortex mass. In our case, pair annihilation typically occurs in the range  $x_R(0) \leq \sigma = \sqrt{\frac{m_v}{\pi\rho\xi^2}}\xi \lesssim \xi$  with  $\frac{m_v}{\pi\rho\xi^2} \lesssim 10$ , where the cores of the two vortices overlap. The vortex mass is then ill-defined; thus, this initial distance is unstable in the massive PVM. Hence, we attempt to verify the vortex mass in another manner.

We also consider controlling the initial velocity using vortex pinning. When  $v_G(0) = V_0(x_R(0))$ , the maximum and minimum values of  $\dot{x}_R(0)$  are

$$\dot{x}_R(0) = \pm 0.4c_s$$

using  $M = 0.2$  (refer the discussion of the Mach number in Sec. III C) with  $u = |\frac{\dot{x}_R(0)}{2}|$  (see Eq. (6)) and  $c_s = \frac{\kappa}{2\pi\xi}$ . We show some vortex trajectories for several values of  $\frac{m_v}{\pi\rho\xi^2}$  in Fig. 7. As shown in the graph, the oscillation amplitude in the  $x$ -axis direction becomes larger as  $\frac{m_v}{\pi\rho\xi^2}$  increases. The amplitude is calculated analytically and plotted as a function of  $\frac{m_v}{\pi\rho\xi^2}$  in Fig. 8(a) and as a function of  $\frac{x_R(0)}{\xi}$  in Fig. 8(b). The graphs (orange) in Fig. 8(a) increase monotonically, and the variations of the graphs in Fig. 8(b) are small. For  $\frac{m_v}{\pi\rho\xi^2} = 1$ , the amplitude is much

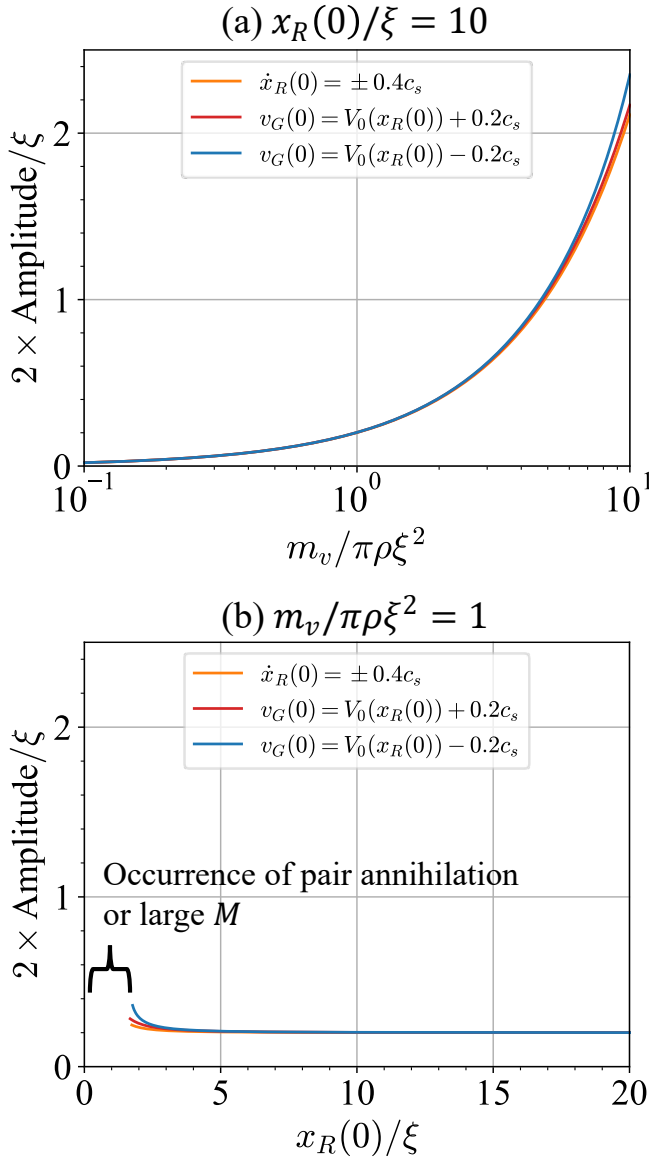


FIG. 8. (Color online) Plots of the amplitude of the relative oscillation rescaled with  $\xi$  as a function of (a)  $\frac{m_v}{\pi\rho\xi^2}$  and (b)  $\frac{x_R(0)}{\xi}$ . In both panels, a fixed parameter is  $\frac{x_R(0)}{\xi} = 10$  and  $\frac{m_v}{\pi\rho\xi^2} = 1$ , respectively. The orange, red, and blue curves correspond to analytical results when  $(\dot{x}_R(0), v_G(0)) = (\pm 0.4c_s, V_0(x_R(0)), (0, V_0(x_R(0)) + 0.2c_s), \text{ and } (0, V_0(x_R(0)) - 0.2c_s)$ . Each graph in (b) is cut off for small  $\frac{m_v}{\pi\rho\xi^2}$ , where pair annihilation of vortices occurs or the vortex velocity is beyond the applicable condition of the massive PVM,  $M \leq 0.3$ , with  $c_s = \frac{\kappa}{2\pi\xi}$ .

smaller than the length resolution  $\xi$ ; therefore, it may be difficult to observe. Notably, the graphs in Fig. 8(b) are cut off because of the applicable condition  $M \leq 0.3$  for the massive PVM.

Furthermore, instead of manipulating  $\dot{x}_R(0)$ , we con-

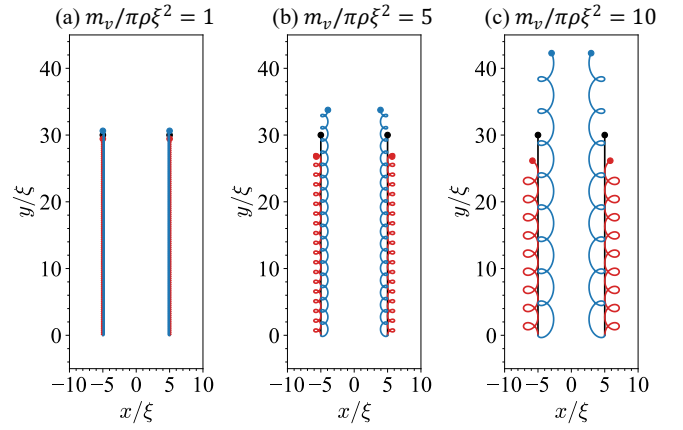


FIG. 9. (Color online) Typical trajectories of the first and second vortices at  $\mathbf{r}_1 = \mathbf{r}_G - \frac{\mathbf{r}_R}{2}$  and  $\mathbf{r}_2 = \mathbf{r}_G + \frac{\mathbf{r}_R}{2}$  with (a)  $\frac{m_v}{\pi\rho\xi^2} = 1$ , (b)  $\frac{m_v}{\pi\rho\xi^2} = 5$ , and (c)  $\frac{m_v}{\pi\rho\xi^2} = 10$ . The red and blue lines represent the trajectories with the initial conditions  $\mathbf{r}_R(0) = (x_R(0), 0)$ ,  $\dot{\mathbf{r}}_R(0) = (0, 0)$ , and  $\mathbf{v}_G(0) = (0, V_0(x_R(0)) \pm 0.2c_s)$  with  $x_R(0) = 10\xi$ , respectively. Black lines represent the trajectories of massless vortices given by  $\mathbf{r}_1(t) = (-\frac{x_R(0)}{2}, V_0(x_R(0))t)$  and  $\mathbf{r}_2(t) = (+\frac{x_R(0)}{2}, V_0(x_R(0))t)$  in common with (a)–(c) in both Fig. 7 and this figure. Each marker shows the position of the vortex at  $t = 300\tau_\xi$ , and its size corresponds to the vortex core size. Note that the three different trajectories overlap in (a).

sider different initial velocities;

$$\begin{aligned} \dot{x}_R(0) &= 0, \\ v_G(0) &= V_0(x_R(0)) \pm 0.2c_s, \end{aligned}$$

where  $M = 0.2$  holds. In Fig. 8, the graphs (red and blue) of the amplitude agree well with previous results (orange). This indicates that it is also difficult to observe the amplitude, as in the above case. However, as shown in Fig. 9, we can see that the massive vortices are delayed (proceed) in the  $y$ -axis direction when  $v_G(0) = V_0(x_R(0)) + 0.2c_s$  ( $v_G(0) = V_0(x_R(0)) - 0.2c_s$ ) compared to the massless vortices. The distance between the massive and massless vortices may be sufficiently large to be observed after a long time. It would be an interesting topic for future work to suggest specific methods to observe the distance efficiently.

## V. SUMMARY AND DISCUSSION

We theoretically investigated the two-dimensional dynamics of quantum vortices with inertia based on the massive PVM. The time and length scales in many-body problems of massive vortices are respectively characterized by  $\tau$  and  $\sigma$ , determined by the circulation quantum, fluid density, and vortex mass [Eqs. (8) and (9)]. Considering the circular motion of two like-sign vortices, we have two solutions: a cyclotron branch with rotational frequency  $\Omega_+$  and a massless branch with  $\Omega_-$ . The cyclotron branch  $\Omega_+$  is a clear distinction from the result

of the massless PVM but is typically unstable with a large Mach number beyond the incompressible approximation in bosonic superfluids (Fig. 2), whereas it can be stabilized in fermionic superfluids. For the massless branch  $\Omega_-$ , we revealed that massive vortices are delayed or proceed substantially compared to massless vortices, depending on the initial velocity along the circular trajectory. In other words, the impact of the vortex mass on the trajectory appears as an angle shift, which enables us to quantitatively verify the vortex mass in the experiments (Fig. 3). The inter-vortex distance of the circular motion has a lower limit  $2\sigma$ , which characterizes the final state of the splitting instability of a doubly-quantized vortex at zero temperature. We also showed that a vortex–antivortex pair spontaneously annihilates even at absolute zero if the relative kinetic energy is given to vortices with distance  $r \leq \sigma$  of translational motion at the initial state.

The impact of the vortex mass is detectable, for example, by tracking the angles of the circular trajectories of like-sign vortices with opposite initial velocities in superfluid atomic gases in a box potential with slab geometry. The initial velocity can be manipulated by introducing two blue-detuned pinning potentials [23, 26] that move along a circle with diameter  $r > 2\sigma$ . Revisiting the problem of splitting instability is another interesting direction for examining the vortex mass. Therefore, it is helpful to observe the final distance  $r_{\text{fin}}$  in both bosonic and fermionic superfluids for evaluating the upper bound of the vortex mass quantitatively with Eq. (29).

Because broken U(1)-symmetry of a superfluid in the ground state is essential for describing the incompressible potential flows within the massive PVM, our theory is also applicable to certain types of multicomponent superfluids. In addition to segregated binary BECs proposed in Refs. [12–17], a strongly ferromagnetic superfluid of  $^7\text{Li}$  atoms with a negative quadratic Zeeman energy [43] is a timely target of our theory, in which a vortex in a spin component is occupied by another spin component, thus forming integer or fractional magnetic skyrmions [44]. Intriguingly, the cyclotron branch can be stable with a small Mach number in topological quantum fluid  $^3\text{He-B}$ , where the vortex core is occupied by superfluid orders other than the bulk order [30, 45]; thus, the vortex mass can be large.

## ACKNOWLEDGMENTS

We thank L. Levrouw, J. Tempere, T. Simula, Y. Shin, and G. Roati for useful discussions. H.T is supported by JSPS KAKENHI Grants No. JP18KK0391, and No. JP20H01842; and JST, PRESTO (Japan) Grant No. JP-MJPR23O5.

## Appendix A: Finite size effect for a vortex–vortex pair

Here, we show the Hamiltonian of the relative motion of a vortex–vortex pair with a round boundary (see Ref. [12]). We consider a circular boundary with radius  $R_{\text{sys}}$  and select its center as the origin of the coordinate plane. When the boundary is at rest, the normal component of the velocity field with respect to the boundary must be zero at the boundary for the ideal fluid [1]. According to the method of images in electromagnetics [46], an image vortex, which is the counterpart of an image charge, is required to replicate the boundary condition. In our case, the image vortex of the  $i$ th ( $i = 1, 2$ ) vortex at  $\mathbf{r}_i$  with  $+\kappa$  must be placed at

$$\mathbf{r}'_i = \frac{R_{\text{sys}}^2}{|\mathbf{r}_i|^2} \mathbf{r}_i \quad (\text{A1})$$

and have opposite circulations  $-\kappa$ . Then, one vortex interacts with the three vortices; the other vortex and two image vortices. The equation of motion of the  $i$ th vortex is

$$m_v \frac{d^2 \mathbf{r}_i}{dt^2} = \rho \kappa \mathbf{e}_z \times \left( \frac{d\mathbf{r}_i}{dt} - \mathbf{v}'_{ij} \right) \quad (j \neq i) \quad (\text{A2})$$

with induced velocity

$$\mathbf{v}'_{ij} = \frac{\kappa}{2\pi} \frac{\mathbf{e}_z \times (\mathbf{r}_i - \mathbf{r}_j)}{|\mathbf{r}_i - \mathbf{r}_j|^2} - \frac{\kappa}{2\pi} \frac{\mathbf{e}_z \times (\mathbf{r}_i - \mathbf{r}'_i)}{|\mathbf{r}_i - \mathbf{r}'_i|^2} - \frac{\kappa}{2\pi} \frac{\mathbf{e}_z \times (\mathbf{r}_i - \mathbf{r}'_j)}{|\mathbf{r}_i - \mathbf{r}'_j|^2}. \quad (\text{A3})$$

Subsequently, we introduce the following Lagrangian:

$$\begin{aligned} L'(\mathbf{r}_1, \mathbf{r}_2, \dot{\mathbf{r}}_1, \dot{\mathbf{r}}_2) &= \frac{1}{2} m_v (\dot{\mathbf{r}}_1^2 + \dot{\mathbf{r}}_2^2) + \frac{\rho \kappa}{2} (\dot{\mathbf{r}}_1 \times \mathbf{r}_1 + \dot{\mathbf{r}}_2 \times \mathbf{r}_2) \cdot \mathbf{e}_z \\ &+ \frac{\rho \kappa^2}{2\pi} \ln \frac{|\mathbf{r}_1 - \mathbf{r}_2|}{\sigma} - \frac{\rho \kappa^2}{2\pi} \ln \left( 1 - \frac{\mathbf{r}_1 \cdot \mathbf{r}_2}{R_{\text{sys}}^2} \right) \\ &- \frac{\rho \kappa^2}{4\pi} \ln \left( 1 - \frac{|\mathbf{r}_1|^2}{R_{\text{sys}}^2} \right) - \frac{\rho \kappa^2}{4\pi} \ln \left( 1 - \frac{|\mathbf{r}_2|^2}{R_{\text{sys}}^2} \right), \end{aligned} \quad (\text{A4})$$

where the constants are added and included in each logarithmic term.

Similar to the calculations presented in Sec. III A, we introduce  $\mathbf{r}_G = \frac{\mathbf{r}_1 + \mathbf{r}_2}{2}$  and  $\mathbf{r}_R = \mathbf{r}_2 - \mathbf{r}_1$ . We set  $\mathbf{r}_G(t) = 0$  by providing the proper initial condition based on the two-fold rotational symmetry of the system with respect to the origin. Therefore, the Lagrangian of relative motion is obtained by substituting  $\mathbf{r}_1 = -\frac{\mathbf{r}_R}{2}$  and  $\mathbf{r}_2 = +\frac{\mathbf{r}_R}{2}$

into Eq. (A4):

$$\begin{aligned}
L'_R(\mathbf{r}_R, \dot{\mathbf{r}}_R) &= L_R(\mathbf{r}_R, \dot{\mathbf{r}}_R) - \frac{\rho\kappa^2}{2\pi} \ln \left[ 1 + \frac{|\mathbf{r}_R|^2}{(2R_{\text{sys}})^2} \right] \\
&\quad - \frac{\rho\kappa^2}{2\pi} \ln \left[ 1 - \frac{|\mathbf{r}_R|^2}{(2R_{\text{sys}})^2} \right] \\
&= L_R(\mathbf{r}_R, \dot{\mathbf{r}}_R) - \frac{\rho\kappa^2}{2\pi} \ln \left[ 1 - \frac{|\mathbf{r}_R|^4}{(2R_{\text{sys}})^4} \right], \quad (\text{A5})
\end{aligned}$$

where  $L_R$  denotes the Lagrangian without a boundary, given by Eq. (13). Consequently, the factor caused by the finite size effect is summarized in an additional logarithmic term. Using the polar coordinate  $\mathbf{r}_R = (r, \theta)$ , we obtain the Lagrangian

$$\begin{aligned}
L'_R(r, \theta, \dot{r}, \dot{\theta}) &= L_R(r, \theta, \dot{r}, \dot{\theta}) - \frac{\rho\kappa^2}{2\pi} \ln \left[ 1 - \left( \frac{r}{2R_{\text{sys}}} \right)^4 \right] \quad (\text{A6})
\end{aligned}$$

and the canonical momenta

$$p'_r = \frac{\partial L'_R}{\partial \dot{r}} = \frac{\partial L_R}{\partial \dot{r}} = p_r, \quad (\text{A7})$$

$$p'_\theta = \frac{\partial L'_R}{\partial \dot{\theta}} = \frac{\partial L_R}{\partial \dot{\theta}} = p_\theta \quad (\text{A8})$$

with Eqs. (14) and (15). Therefore, by performing the Legendre transformation  $H'_R = \dot{r}p'_r + \dot{\theta}p'_\theta - L'_R$ , we obtain the Hamiltonian given by Eq. (19).

### Appendix B: Hamiltonian of a vortex-antivortex pair

Here, we derive the Hamiltonian of a vortex-antivortex pair, as shown in Eq. (34) (see Ref. [8]). According to Eqs. (30) and (31), we introduce the Lagrangian

$$\begin{aligned}
L(\mathbf{r}_G, \mathbf{r}_R, \dot{\mathbf{r}}_G, \dot{\mathbf{r}}_R) &= \frac{1}{2}M_v\dot{\mathbf{r}}_G^2 + \frac{1}{2}\mu_v\dot{\mathbf{r}}_R^2 - \frac{\rho\kappa}{2}(\dot{\mathbf{r}}_G \times \mathbf{r}_R + \dot{\mathbf{r}}_R \times \mathbf{r}_G) \cdot \mathbf{e}_z \\
&\quad - \frac{\rho\kappa^2}{2\pi} \ln \frac{|\mathbf{r}_R|}{\sigma}, \quad (\text{B1})
\end{aligned}$$

where a constant is added and included in the last term. The canonical momenta are

$$p'_G = \frac{\partial L}{\partial \dot{\mathbf{r}}_G} = M_v\dot{\mathbf{r}}_G - \frac{\rho\kappa}{2}\mathbf{r}_R \times \mathbf{e}_z, \quad (\text{B2})$$

$$p'_R = \frac{\partial L}{\partial \dot{\mathbf{r}}_R} = \mu_v\dot{\mathbf{r}}_R - \frac{\rho\kappa}{2}\mathbf{r}_G \times \mathbf{e}_z. \quad (\text{B3})$$

The Hamiltonian is defined by the Legendre transformation  $H' = \dot{\mathbf{r}}_G \cdot \mathbf{p}'_G + \dot{\mathbf{r}}_R \cdot \mathbf{p}'_R - L$  and we obtain

$$\begin{aligned}
H'(\mathbf{r}_G, \mathbf{r}_R, \mathbf{p}'_G, \mathbf{p}'_R) &= \frac{1}{2M_v}\mathbf{p}'_G{}^2 + \frac{1}{2\mu_v}\mathbf{p}'_R{}^2 + \frac{\rho^2\kappa^2}{2M_v}\mathbf{r}_G^2 + \frac{\rho^2\kappa^2}{32\mu_v}\mathbf{r}_R^2 \\
&\quad + \frac{\rho\kappa}{2\mu_v}\mathbf{p}'_R \cdot (\mathbf{r}_G \times \mathbf{e}_z) + \frac{\rho\kappa}{2M_v}\mathbf{p}'_G \cdot (\mathbf{r}_R \times \mathbf{e}_z) \\
&\quad + \frac{\rho\kappa^2}{2\pi} \ln \frac{|\mathbf{r}_R|}{\sigma}. \quad (\text{B4})
\end{aligned}$$

Here, we consider performing a canonical transformation from the old momenta  $(\mathbf{p}'_G, \mathbf{p}'_R)$  to the new momenta  $(\mathbf{p}_G, \mathbf{p}_R)$ . The following generating function is introduced:

$$W = \mathbf{r}_G \cdot \mathbf{p}_G + \mathbf{r}_R \cdot \mathbf{p}_R - \frac{\rho\kappa}{2}(\mathbf{r}_G \times \mathbf{e}_z) \cdot \mathbf{r}_R. \quad (\text{B5})$$

Then, relationships between  $(\mathbf{p}'_G, \mathbf{p}'_R)$  and  $(\mathbf{p}_G, \mathbf{p}_R)$  are

$$\mathbf{p}'_G = \frac{\partial W}{\partial \mathbf{r}_G} = \mathbf{p}_G + \frac{\rho\kappa}{2}\mathbf{r}_R \times \mathbf{e}_z, \quad (\text{B6})$$

$$\mathbf{p}'_R = \frac{\partial W}{\partial \mathbf{r}_R} = \mathbf{p}_R - \frac{\rho\kappa}{2}\mathbf{r}_G \times \mathbf{e}_z. \quad (\text{B7})$$

Therefore, we have the new Hamiltonian

$$\begin{aligned}
H(\mathbf{r}_G, \mathbf{r}_R, \mathbf{p}_G, \mathbf{p}_R) &= H'(\mathbf{r}_G, \mathbf{r}_R, \mathbf{p}'_G(\mathbf{r}_R, \mathbf{p}_G), \mathbf{p}'_R(\mathbf{r}_G, \mathbf{p}_R)) + \frac{\partial W}{\partial t} \\
&= \frac{\mathbf{p}_R^2}{2\mu_v} + \frac{\rho^2\kappa^2}{8\mu_v} \left( \mathbf{r}_R + \mathbf{e}_z \times \frac{\mathbf{p}_G}{\rho\kappa} \right)^2 + \frac{\rho\kappa^2}{2\pi} \ln \frac{|\mathbf{r}_R|}{\sigma}, \quad (\text{B8})
\end{aligned}$$

which correspond to Eqs. (34) and (35). For reference, we show Hamilton's equations:

$$\dot{\mathbf{r}}_G = \frac{\partial H}{\partial \mathbf{p}_G} = \frac{\partial U_{\text{eff}}}{\partial \mathbf{p}_G}, \quad (\text{B9})$$

$$\dot{\mathbf{r}}_R = \frac{\partial H}{\partial \mathbf{p}_R} = \frac{\mathbf{p}_R}{\mu_v}, \quad (\text{B10})$$

$$\dot{\mathbf{p}}_G = -\frac{\partial H}{\partial \mathbf{r}_G} = 0, \quad (\text{B11})$$

$$\dot{\mathbf{p}}_R = -\frac{\partial H}{\partial \mathbf{r}_R} = -\frac{\partial U_{\text{eff}}}{\partial \mathbf{r}_R}. \quad (\text{B12})$$

The third equation indicates that the pseudo-momentum  $\mathbf{p}_G$  is conservative.

[1] G. K. Batchelor, *An introduction to fluid dynamics* (Cambridge university press, 1967).

[2] R. J. Donnelly, *Quantized vortices in helium II*, Vol. 2

- (Cambridge University Press, 1991).
- [3] D. V. Freilich, D. M. Bianchi, A. M. Kaufman, T. K. Langin, and D. S. Hall, Real-Time Dynamics of Single Vortex Lines and Vortex Dipoles in a Bose-Einstein Condensate, *Science* **329**, 1182 (2010).
  - [4] W. J. Kwon, G. Moon, J.-y. Choi, S. W. Seo, and Y.-i. Shin, Relaxation of superfluid turbulence in highly oblate Bose-Einstein condensates, *Phys. Rev. A* **90**, 063627 (2014).
  - [5] G. Moon, W. J. Kwon, H. Lee, and Y.-i. Shin, Thermal friction on quantum vortices in a Bose-Einstein condensate, *Phys. Rev. A* **92**, 051601 (2015).
  - [6] W. J. Kwon, J. H. Kim, S. W. Seo, and Y. Shin, Observation of von Kármán Vortex Street in an Atomic Superfluid Gas, *Phys. Rev. Lett.* **117**, 245301 (2016).
  - [7] P. G. Saffman, *Vortex dynamics* (Cambridge university press, 1995).
  - [8] C. G. Ragazzo, J. Koiller, and W. Oliva, On the motion of two-dimensional vortices with mass, *Journal of Nonlinear Science* **4**, 375 (1994).
  - [9] N. Kopnin, Frequency singularities of the dissipation in the mixed state of pure type-II superconductors at low temperatures, *JETP Lett.*(USSR)(Engl. Transl.);(United States) **27**, (1978).
  - [10] N. B. Kopnin and V. M. Vinokur, Dynamic Vortex Mass in Clean Fermi Superfluids and Superconductors, *Phys. Rev. Lett.* **81**, 3952 (1998).
  - [11] T. Simula, Vortex mass in a superfluid, *Phys. Rev. A* **97**, 023609 (2018).
  - [12] A. Richaud, V. Penna, R. Mayol, and M. Guilleumas, Vortices with massive cores in a binary mixture of Bose-Einstein condensates, *Phys. Rev. A* **101**, 013630 (2020).
  - [13] A. Richaud, V. Penna, and A. L. Fetter, Dynamics of massive point vortices in a binary mixture of Bose-Einstein condensates, *Phys. Rev. A* **103**, 023311 (2021).
  - [14] V. P. Ruban, Direct and reverse precession of a massive vortex in a binary Bose-Einstein condensate, *JETP Letters* **115**, 415 (2022).
  - [15] M. Caldara, A. Richaud, M. Capone, and P. Massignan, Massive superfluid vortices and vortex necklaces on a planar annulus, *SciPost Phys.* **15**, 057 (2023).
  - [16] A. Richaud, V. Penna, and A. L. Fetter, Massive Quantum Vortices in Superfluids, *Journal of Physics: Conference Series* **2494**, 012016 (2023).
  - [17] A. Bellettini, A. Richaud, and V. Penna, Rotational states of an asymmetric vortex pair with mass imbalance in binary condensates, *Phys. Rev. A* **109**, 053301 (2024).
  - [18] G. Baym and E. Chandler, The hydrodynamics of rotating superfluids. I. Zero-temperature, nondissipative theory, *Journal of Low Temperature Physics* **50**, 57 (1983).
  - [19] V. Popov, Quantum vortices and phase transitions in Bose systems, *Sov. Phys. JETP* **37**, 2 (1973).
  - [20] J.-M. Duan and A. J. Leggett, Inertial Mass of a Moving Singularity in a Fermi Superfluid, *Phys. Rev. Lett.* **68**, 1216 (1992).
  - [21] J.-M. Duan, Mass of a vortex line in superfluid  $^4\text{He}$ : Effects of gauge-symmetry breaking, *Phys. Rev. B* **49**, 12381 (1994).
  - [22] G. E. Volovik, *The universe in a helium droplet*, Vol. 117 (OUP Oxford, 2003).
  - [23] W. J. Kwon, G. Del Pace, K. Khani, L. Galantucci, A. Muzi Falconi, M. Inguscio, F. Scazza, and G. Roati, Sound emission and annihilations in a programmable quantum vortex collider, *Nature* **600**, 64 (2021).
  - [24] D. Hernández-Rajkov, N. Grani, F. Scazza, G. Del Pace, W. Kwon, M. Inguscio, K. Khani, C. Fort, M. Modugno, F. Marino, *et al.*, Connecting shear flow and vortex array instabilities in annular atomic superfluids, *Nature Physics* , 1 (2024).
  - [25] Y. Shin, M. Saba, M. Vengalattore, T. A. Pasquini, C. Sanner, A. E. Leanhardt, M. Prentiss, D. E. Pritchard, and W. Ketterle, Dynamical Instability of a Doubly Quantized Vortex in a Bose-Einstein Condensate, *Phys. Rev. Lett.* **93**, 160406 (2004).
  - [26] E. C. Samson, K. E. Wilson, Z. L. Newman, and B. P. Anderson, Deterministic creation, pinning, and manipulation of quantized vortices in a Bose-Einstein condensate, *Phys. Rev. A* **93**, 023603 (2016).
  - [27] N. M. Khalifa and H. E. Taha, Vortex dynamics: A variational approach using the principle of least action, *Physical Review Fluids* **9**, 034701 (2024).
  - [28] G. Volovik, Vortex mass in BCS systems: Kopnin and Baym-Chandler contributions, *Journal of Experimental and Theoretical Physics Letters* **67**, 528 (1998).
  - [29] C. J. Pethick and H. Smith, *Bose-Einstein condensation in dilute gases* (Cambridge university press, 2008).
  - [30] D. Vollhardt and P. Wolfle, *The superfluid phases of helium 3* (Courier Corporation, 2013).
  - [31] Using  $\xi \approx 10^3 - 10^4 \text{ \AA}$  and  $n \sim 10^{-27} \text{ m}^{-3}$  in the superfluid phase of  $^3\text{He-B}$  at zero temperature, we obtain  $\tilde{c}_s^F \gg \tilde{c}_s^B$ .
  - [32] O. R. Stockdale, M. T. Reeves, and M. J. Davis, Dynamical Mechanisms of Vortex Pinning in Superfluid Thin Films, *Phys. Rev. Lett.* **127**, 255302 (2021).
  - [33] We performed numerical simulations of the massive PVM using the velocity Verlet algorithm. In all the simulations, we numerically solved Eq. (10) with rescaled time  $\tilde{t} = \frac{t}{\tau}$  and length  $\tilde{r}_i = \frac{r}{\sigma}$ , and set the time step  $\Delta\tilde{t} \leq 0.001$ .
  - [34] By rescaling the function of  $r$ , such as Eq. (22), with  $\tau_\xi$  and  $\xi$  instead of  $\tau$  and  $\sigma$ , new factors  $\frac{\tau}{\tau_\xi} = \frac{1}{2} \frac{m_v}{\pi\rho\xi^2}$  and  $\frac{\sigma}{\xi} = \sqrt{\frac{m_v}{\pi\rho\xi^2}}$  appear. Accordingly, this function has two variables,  $\frac{r}{\xi}$  and  $\frac{m_v}{\pi\rho\xi^2}$ . Note that  $\frac{m_v}{\pi\rho\xi^2}$  is an unknown quantity while  $\frac{r}{\xi}$  is experimentally operable.
  - [35] H. Takeuchi, M. Kobayashi, and K. Kasamatsu, Is a doubly quantized vortex dynamically unstable in uniform superfluids?, *Journal of the Physical Society of Japan* **87**, 023601 (2018).
  - [36] T. Isoshima, Vortex Chain Structure in Bose-Einstein Condensates, *Journal of the Physical Society of Japan* **77**, 094001 (2008).
  - [37] I. Aranson and V. Steinberg, Stability of multicharged vortices in a model of superflow, *Physical Review B* **53**, 75 (1996).
  - [38] A. J. Groszek, D. M. Paganin, K. Helmersson, and T. P. Simula, Motion of vortices in inhomogeneous Bose-Einstein condensates, *Physical Review A* **97**, 023617 (2018).
  - [39] S. N. Klimin, J. Tempere, G. Lombardi, and J. T. Devreese, Finite temperature effective field theory and two-band superfluidity in Fermi gases, *The European Physical Journal B* **88**, 1 (2015).
  - [40] S. Klimin, J. Tempere, N. Verhelst, and M. Milošević, Finite-temperature vortices in a rotating Fermi gas, *Physical Review A* **94**, 023620 (2016).
  - [41] S. Klimin, J. Tempere, and M. Milošević, Diversified vortex phase diagram for a rotating trapped two-band Fermi gas in the BCS-BEC crossover, *New Journal of Physics*

- 20**, 025010 (2018).
- [42] W. Van Alphen, H. Takeuchi, and J. Tempere, Splitting instability of a doubly quantized vortex in superfluid Fermi gases, *Physical Review A* **109**, 043317 (2024).
- [43] S. Huh, K. Mukherjee, K. Kwon, J. Seo, J. Hur, S. I. Mistakidis, H. Sadeghpour, and J.-y. Choi, Universality class of a spinor Bose–Einstein condensate far from equilibrium, *Nature Physics* **20**, 402 (2024).
- [44] S. Huh, W. Yun, G. Yun, S. Hwang, K. Kwon, J. Hur, S. Lee, H. Takeuchi, S. K. Kim, and J.-y. Choi, Beyond skyrmion spin texture from quantum Kelvin–Helmholtz instability, arXiv preprint arXiv:2408.11217 10.48550/arXiv.2408.11217 (2024).
- [45] O. V. Lounasmaa and E. Thuneberg, Vortices in rotating superfluid  $^3\text{He}$ , *Proceedings of the National Academy of Sciences* **96**, 7760 (1999).
- [46] J. D. Jackson, *Classical electrodynamics* (John Wiley & Sons, 2021).