

## Ejected Particles after Impact Splash on Mars: Electrification

T. BECKER,<sup>1</sup> F.C. ONYEAGUSI,<sup>1</sup> J. TEISER,<sup>1</sup> T. JARDIEL,<sup>2</sup> M. PEITEADO,<sup>2</sup> O. MUÑOZ,<sup>3</sup> J. MARTIKAINEN,<sup>3</sup>  
J.C. GOMEZ MARTIN,<sup>3</sup> J. MERRISON,<sup>4</sup> AND G. WURM<sup>1</sup>

<sup>1</sup>*University of Duisburg-Essen, Faculty of Physics, Lotharstr. 1, 47057 Duisburg, Germany*

<sup>2</sup>*Instituto de Cerámica y Vidrio, CSIC, C/Kelsen 5, Campus Cantoblanco 28049 Madrid, Spain*

<sup>3</sup>*Instituto de Astrofísica de Andalucía, CSIC Glorieta de la Astronomía s/n 18008 Granada, Spain*

<sup>4</sup>*Institute of Physics and Astronomy, Aarhus Universitet, 8000 Aarhus, Denmark*

### ABSTRACT

Within the RoadMap project we investigated the microphysical aspects of particle collisions during saltation on the Martian surface in laboratory experiments. Following the size distribution of ejected particles, their aerodynamic properties and aggregation status upon ejection, we now focus on the electrification and charge distribution of ejected particles. We analyzed rebound and ejection trajectories of grains in a vacuum setup with a strong electric field of 100 kV/m and deduced particle charges from their acceleration. The ejected particles have sizes of about 10 to 100 microns. They carry charges up to  $10^5 e$  or charge densities up to  $> 10^7 e/\text{mm}^2$ . Within the given size range, we find a small bias towards positive charges.

### 1. INTRODUCTION

Mars, as nearest terrestrial neighbor has been the center of research for many years now. While manned missions are just coming into reach, many unmanned missions have provided data on properties accessible to remote sensing by orbiters or locally by rovers. These include soil composition (Toulmin III et al. 1977; Banin & Rishpon 1979; Clark & Van Hart 1981; Clark & McCord 1982; McCord et al. 1982; Banin 1986; Arvidson et al. 1989; Guinness & Arvidson 1989), past and recent particle movement on the surface (Metzger et al. 1999; Greeley et al. 2006; Silvestro et al. 2010; Bridges et al. 2012a,b; Reiss & Lorenz 2016; Chojnacki et al. 2011, 2019; Waza et al. 2023), and atmospheric processes (Pollack et al. 1995; Tomasko et al. 1999; Wolff & Clancy 2003; Clancy et al. 2003; Lemmon et al. 2004; Wolff et al. 2006; Vandaele et al. 2019; Neary et al. 2020; Holmes et al. 2021; D’Aversa et al. 2022).

There are still many phenomena though, we have yet to fully understand. It is, e.g., well known that there are frequent local and global dust storms occurring on Mars (Haberle et al. 1982; Cantor et al. 1999; Gurwell et al. 2005; Wang & Richardson 2015; Kass et al. 2019; Lemmon et al. 2019; El-Said et al. 2020; Holmes et al. 2021). However, there is still an ongoing debate on how that fine dust gets into the atmosphere in the first place. Direct dust entrainment (Bagnold 1954; Chepil & Woodruff 1963; Shao et al. 1993; White et al. 1997; Loosmore & Hunt 2000; Kjølgaard et al. 2004; Roney & White 2004; Macpherson et al. 2008), vortex supported

lifting by dust devils (Thomas & Gierasch 1985; Balme & Hagermann 2006; Neakrase & Greeley 2010; Stanzel et al. 2008; Neakrase et al. 2016; Bila et al. 2020; Baker et al. 2021; Lorenz et al. 2021), saltation release (Greeley et al. 1976, 1980; Iversen et al. 1976; Iversen & White 1982; Merrison 2012; Kok et al. 2014; Musiolik et al. 2018; Swann et al. 2020; Kruss et al. 2020; Becker et al. 2022, 2023; Waza et al. 2023), and thermal creep support (de Beule et al. 2014, 2015; Kuepper & Wurm 2016; Schmidt et al. 2017; Bila et al. 2024) may be the most prominent ones. All of them might apply to dust lifting on Mars. To what extent is unclear, though.

To shed light on the soil atmosphere interaction, our goal during the RoadMap project were laboratory experiments on dust lifting. One specific series of experiments considered individual impacts during saltation. So we focused on the microscopical scale, with the aim being a characterization of different aspects of ejecta during single impacts of grains into soil. In a first work, we quantified the size distribution of ejecta in the 1-5 micron range (Becker et al. 2022). In a second work, we analyzed the aerodynamic properties of ejected aggregates (Becker et al. 2023). Now, in this third work, we take a closer look on the electrification of ejected particles.

When two non-conducting surfaces get into contact with each other or are separated, they can exchange charge (Gilbert 1991; Lacks & Shinbrot 2019). This tribocharging is a commonly known phenomenon but the mechanisms behind it seem elusive (Lacks & Shin-

brot 2019). Nevertheless, tribocharging has been studied throughout many scientific communities (Knoblauch 1902; Shaw 1926; Henniker 1962; Lowell & Akande 1988; Schein 1999; Lacks & Sankaran 2011; Steinpitz et al. 2020; Jungmann & Wurm 2021).

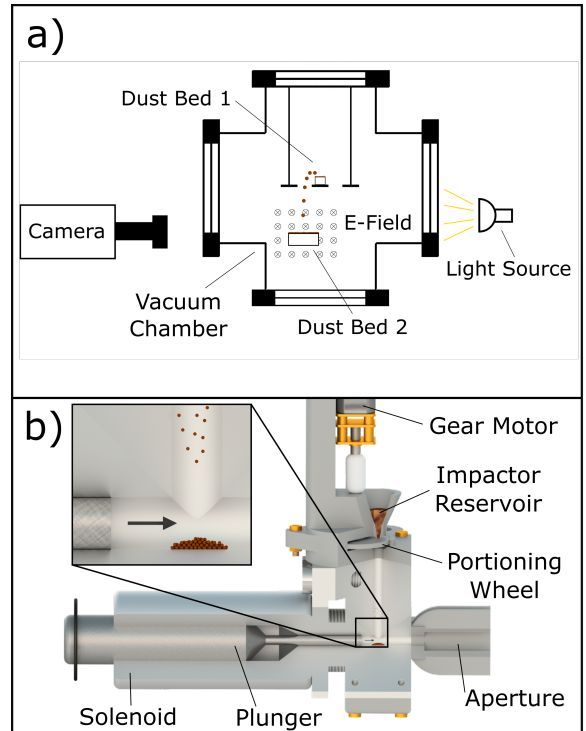
There are some general trends. Material dependent polarities occur frequently, known as triboelectric series (Shaw 1926; Shinbrot et al. 2008; Apodaca et al. 2010; Pham et al. 2011; Jungmann et al. 2018). Details depend on many parameters though and can be related to surface properties, humidity, or contact history (Lowell & Truscott 1986; Forward et al. 2009; Ireland 2010; Waitukaitis et al. 2014; Xie et al. 2016; Lee et al. 2018; Grosjean & Waitukaitis 2023). Grain sizes regularly play a role, i.e. in collisions of same material particles, grains with smaller size tend to charge negatively compared to the large grains gathering positive charge (Lacks et al. 2008; Duff & Lacks 2008; Waitukaitis et al. 2014; Toth et al. 2017; Forward et al. 2009)

Applied to saltation, this means that for every contact of a saltating grain with the soil, or any contact within the soil, the respective particles will gain a (small) charge. Depending on how large this charge is and if there is a pattern on how it is distributed among differently sized particles, charging could have a non-negligible effect on dust lifting.

In fact, studies by Renno & Kok (2008); Holstein-Rathlou et al. (2010) showed that electrostatic forces can be beneficial to dust lifting by lowering the threshold physical force, that needs to be applied to a soil particle by an impactor, to break the cohesive chains binding it to the soil. Kok & Renno (2008) used a model to demonstrate that saltating grains can build up charge during the saltation process due to repeated impacts into the soil and Schmidt et al. (1998); Zheng et al. (2003); Kruss et al. (2021) found, that these electrified particles can lead to an electric field building up between the saltators and the ground, benefitting further lifting. This finding is also supported by field study by Esposito et al. (2016), who measured up to a ten fold increase in lifted dust when an electric field is applied. We connect to these earlier studies by investigating the charges in detail that manifest on individual grains which are ejected in saltating impacts under laboratory conditions.

## 2. EXPERIMENT

We set up an experiment to simulate saltating impacts and observe the ejecta on a micro-scale. We start with a small number of sand-sized grains which impact a dust bed while strong horizontal electric field is applied. The motion of ejected particles is observed with a high speed camera. Within the homogeneous electric field, charges

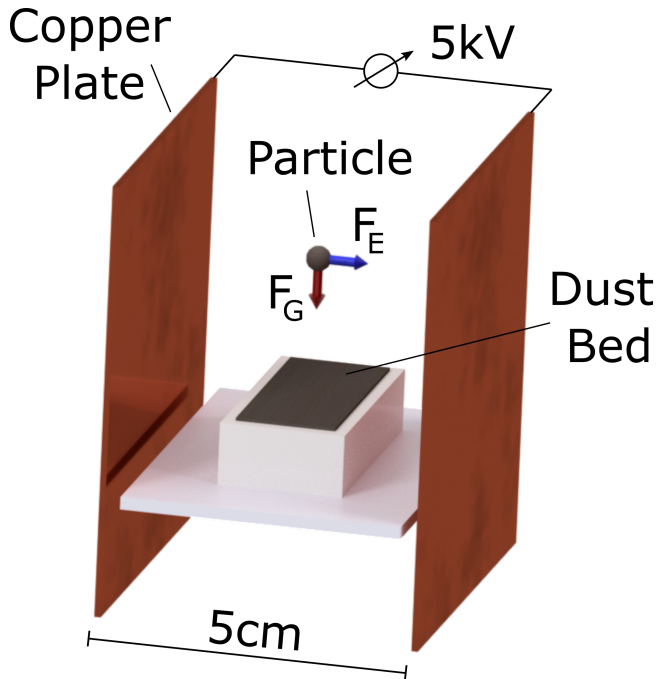


**Figure 1.** Experiment Setup, where **a)** shows the vacuum chamber with the first and second dust bed, electric field and positioning of the light source and **b)** shows the launching mechanism for the primary impactors in detail.

move on parabolic trajectories. With measured particle size and acceleration the particle charge is determined.

### 2.1. Impact setup

The basic setup is a slightly modified version of the one described in Becker et al. (2023). The experiments are carried out in a vacuum chamber at a pressure of  $10^{-3}$  mbar. The pressure was chosen low in order to minimize the effect of gas drag when analyzing particle acceleration. For the experiment itself, sand grains of sizes from 180 to 250  $\mu\text{m}$  have been used as primary saltators. They were launched at velocities of  $1.04\text{m/s} \pm 0.2\text{m/s}$ , using the accelerator shown in fig. 1**b)**. In each run, 20-50 saltators impact the top dust bed (“Dust Bed 1” in fig. 1**a)**). When impacting the dust bed, dust and sand is ejected, of which some part is falling down to the side of the bed. At a vertical distance of about 5 cm below the first dust bed another particle bed is placed (“Dust Bed 2” in fig. 1**a)**), so that the secondary particles that are ejected to the side in the first impact can re-impact in the second dust bed, yet again with velocities of  $\approx 1$  m/s. The lower bed is placed within a plate capacitor with a field strength of 100 kV/m, so that charged particles are accelerated in horizontal direction depending on the polarity of the charge they carry. The



**Figure 2.** Sketch of the setup with the capacitor consisting of two copper plates to the left and right of the dustbed. The capacitor is operated at a voltage of 5kV and a distance of 5cm. The forces acting upon a (charged) particle are shown with a blue (electrostatic Force) and red arrow (gravity) respectively on an exemplary particle.

setup is shown in fig. 2. Trajectories of particles ejected within the field are captured at 2000 fps with a NAC MEMRECAM HX-3 high speed camera.

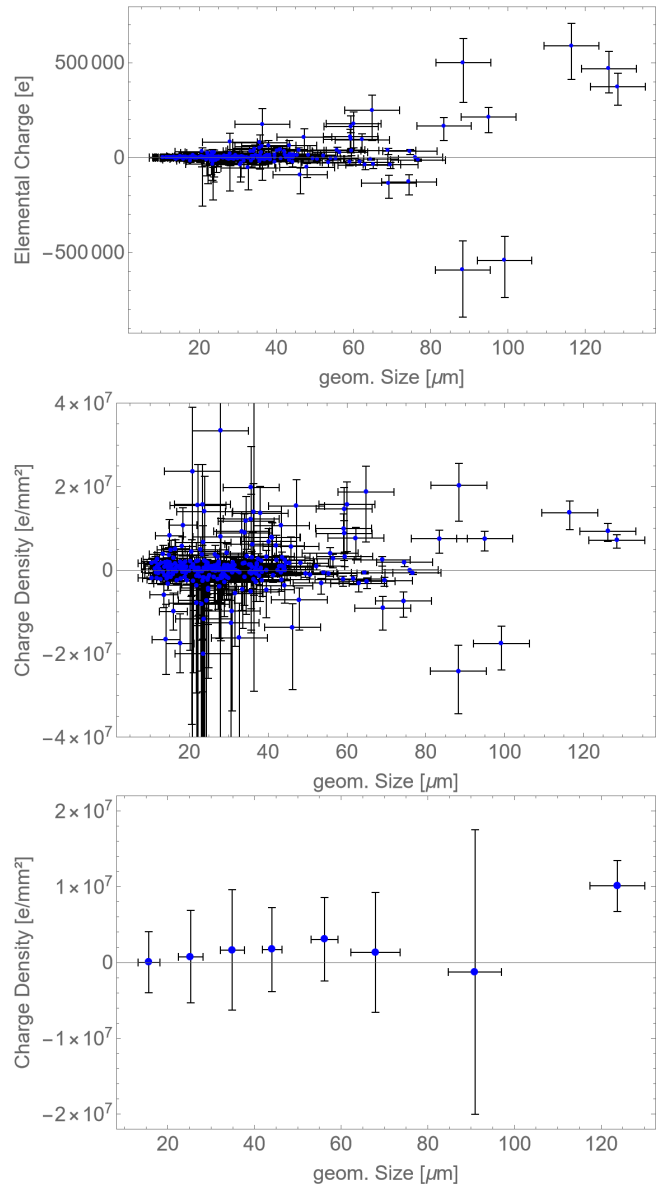
We chose a setup with two dust beds on top of each other mostly for technical reasons. This is not so different from a natural saltation cascade though, where primary saltators impact the soil and then the ejected particles work as next saltators. The impact angle changes from oblique, or  $18.8^\circ \pm 2.5^\circ$  to near  $90^\circ$ .

## 2.2. Soil: Martian simulant

In our experiment we use MGS (Martian Global Simulant) as soil simulant (Cannon et al. 2019). This was also used in our former works (Becker et al. 2022, 2023). Again, we used a bimodal distribution of clay ( $<20 \mu\text{m}$ ) and sand sized ( $\approx 100 \mu\text{m}$ ) particles. We used this distribution, since during natural saltation events there is a continuous mixing of larger saltators and finer dust, sedimented from the atmosphere, as well. We use a volume ratio of 1:1 of small and large particles. This ratio is chosen somewhat arbitrary, but keep it here so that all our works on this topic are comparable.

## 3. RESULTS

Figure 3 shows the charges over particle size for all 283 individual particles that have been observed. The



**Figure 3.** Absolute charge (top) and charge density of ejected grains (middle). Bottom: binned data.

top plot shows the absolute values. The middle plot shows the charge densities related to the surface and the bottom plot shows the charge densities binned.

There is a small bias of the average charge toward positive values. As the charge density shows little size dependence, we give an average of all net particle charges of  $1.05 \cdot 10^6 \text{ e/mm}^2$  with an error of the average of  $2.3 \cdot 10^4 \text{ e/mm}^2$ . The positive bias is about 16% of the standard deviation of  $6.5 \cdot 10^6 \text{ e/mm}^2$ .

There are two potential reasons for the positive polarity bias. On one side, the bias might originate within the dust beds. E.g., net charge might already be present on the grains. However, as the samples are regularly pre-

pared in ambient air, most of the charge should be equilibrated by conduction. The same argument of charge equilibration would apply for a net charge bias of the dust beds in general.

On the other side though, we have to note that we do not observe the grains smaller than a few micrometer, which were the focus of our first study (Becker et al. 2022) and according to that, those particles are also liberated upon impact. Unfortunately, they are well beyond the resolution of our optics. Those small grains might account for the negative charge that is missing. Such reasoning would be in line with the usual findings that small grains in contact with larger grains collect negative and the larger ones positive charge. As we do not have many collisions between small and large grains, though, this usual size dependent polarity might not necessarily apply at the stage of particle ejection. So, at this point we can only speculate if the bias of charge polarity for the observed (large) particles is a consequence of the particle's ejection.

What we do not see is a significant size dependent charge polarity in the observed size range of about 10 microns to 100 microns. However, we definitely do see large net charge densities on ejected grains.

#### 4. CONCLUSION

We analyzed the charge of individual particles ejected in simulated sand grain impacts under laboratory conditions. Particle size distribution and composition are chosen to simulate Martian soil, though the findings might also apply to other rocky planetary surfaces. Ejected

particles can acquire large net charges during ejection. We could only observe particles larger than 10 microns. At these sizes, there is a small bias toward positive polarity. The negative charges might be tied to smaller grains below the resolution threshold. The charge variations are large though and not limited to positive charges.

If this interpretation holds and the polarity bias comes from the grain size, then ejection of grains would readily lead to a vertical electric field as the small grains become entrained into the atmosphere. Then, no collisional evolution would be necessary to induce a size dependent polarity bias to generate electric fields. Such a collisional evolution among freely colliding particles might be difficult anyway, as the dust grains usually tend to stick to larger grains or among themselves.

In any case, grains regularly have large net charges already right after their ejection. If electric fields are present or evolve during a saltation cascade by size dependent collisions, then a significant amount of grains are subject to lifting or restraining forces, which might shift thresholds for further saltation.

#### 5. ACKNOWLEDGMENTS

This project has received funding from the European Union's Horizon 2020 research and innovation program under grant agreement No 101004052. F.C. Onyeagusi is supported by DLR Space Administration with funds provided by the Federal Ministry for Economic Affairs and Climate Action (BMWK) under grant number DLR 50 WM 2142.

#### REFERENCES

- Apodaca, M., Wesson, P., Bishop, K., Ratner, M., & Grzybowski, B. 2010, *Angewandte Chemie International Edition*, 49, 946, doi: [10.1002/anie.200905281](https://doi.org/10.1002/anie.200905281)
- Arvidson, R., Guinness, E., Dale-Bannister, M., et al. 1989, *Journal of Geophysical Research: Solid Earth*, 94, 1573, doi: <https://doi.org/10.1029/JB094iB02p01573>
- Bagnold, R. 1954, *Proceedings of the Royal Society A*, 225, 49, doi: [10.1098/rspa.1954.0186](https://doi.org/10.1098/rspa.1954.0186)
- Baker, M., Newman, C., Charalambous, C., et al. 2021, *Journal of Geophysical Research (Planets)*, 126, e06514, doi: [10.1029/2020JE006514](https://doi.org/10.1029/2020JE006514)
- Balme, M., & Hagermann, A. 2006, *Geophys. Res. Lett.*, 33, L19S01, doi: [10.1029/2006GL026819](https://doi.org/10.1029/2006GL026819)
- Banin, A. 1986, *Science of The Total Environment*, 55, 27, doi: [https://doi.org/10.1016/0048-9697\(86\)90166-X](https://doi.org/10.1016/0048-9697(86)90166-X)
- Banin, A., & Rishpon, J. 1979, *Journal of Molecular Evolution*, 14, 133, doi: [10.1007/BF01732373](https://doi.org/10.1007/BF01732373)
- Becker, T., Teiser, J., Jardiel, T., et al. 2022, *The Planetary Science Journal*, 3, 195, doi: [10.3847/PSJ/ac8477](https://doi.org/10.3847/PSJ/ac8477)
- . 2023, 4, 180, doi: [10.3847/PSJ/acf318](https://doi.org/10.3847/PSJ/acf318)
- Bila, T., Wurm, G., Onyeagusi, F. C., & Teiser, J. 2020, *Icarus*, 339, 113569, doi: [10.1016/j.icarus.2019.113569](https://doi.org/10.1016/j.icarus.2019.113569)
- Bila, T., Wurm, G., Stuers, K., Joeris, K., & Teiser, J. 2024, *PSJ*, 5, 115, doi: [10.3847/PSJ/ad3df4](https://doi.org/10.3847/PSJ/ad3df4)
- Bridges, N., Ayoub, F., Avouac, J.-P., et al. 2012a, *Nature*, 485, 339, doi: [10.1038/nature11022](https://doi.org/10.1038/nature11022)
- Bridges, N. T., Bourke, M. C., Geissler, P. E., et al. 2012b, *Geology*, 40, 31, doi: [10.1130/G32373.1](https://doi.org/10.1130/G32373.1)
- Cannon, K. M., Britt, D. T., Smith, T. M., Fritsche, R. F., & Batchelder, D. 2019, *Icarus*, 317, 470, doi: [10.1016/j.icarus.2018.08.019](https://doi.org/10.1016/j.icarus.2018.08.019)
- Cantor, B., James, P., Caplinger, M., & Wolff, M. 1999, *J. Geophys. Res.*, 106, 23653, doi: [10.1029/2000JE001310](https://doi.org/10.1029/2000JE001310)

- Chepil, W., & Woodruff, N. 1963, in *Advances in Agronomy*, Vol. 15, *The Physics of Wind Erosion and its Control* Contribution from Soil and Water Conservation Research Division, Agricultural Research Service, USDA, with Kansas Agricultural Experiment Station cooperating. Department of Agronomy Contribution No. 795., ed. A. Norman (Academic Press), 211–302, doi: [https://doi.org/10.1016/S0065-2113\(08\)60400-9](https://doi.org/10.1016/S0065-2113(08)60400-9)
- Chojnacki, M., Banks, M., Fenton, L., & Urso, A. 2019, *Geology*, 47, 427, doi: [10.1130/G45793.1](https://doi.org/10.1130/G45793.1)
- Chojnacki, M., Burr, D., Moersch, J., & Michaels, T. 2011, *J. Geophys. Res.*, 116, E00F19, doi: [10.1029/2010JE003675](https://doi.org/10.1029/2010JE003675)
- Clancy, R., Wolff, M., & Christensen, P. 2003, *J. Geophys. Res.(Planets)*, 108, 5098, doi: [10.1029/2003JE002058](https://doi.org/10.1029/2003JE002058)
- Clark, B., & Van Hart, D. 1981, *Icarus*, 45, 370, doi: [https://doi.org/10.1016/0019-1035\(81\)90041-5](https://doi.org/10.1016/0019-1035(81)90041-5)
- Clark, R., & McCord, T. 1982, *Journal of Geophysical Research: Solid Earth*, 87, 367, doi: <https://doi.org/10.1029/JB087iB01p00367>
- D'Aversa, E., Oliva, F., Altieri, F., et al. 2022, *Icarus*, 371, 114702, doi: [10.1016/j.icarus.2021.114702](https://doi.org/10.1016/j.icarus.2021.114702)
- de Beule, C., Wurm, G., Kelling, T., Koester, M., & Kocifaj, M. 2015, *Icarus*, 260, 23, doi: [10.1016/j.icarus.2015.06.002](https://doi.org/10.1016/j.icarus.2015.06.002)
- de Beule, C., Wurm, G., Kelling, T., et al. 2014, *Nature Physics*, 10, 17, doi: [10.1038/nphys2821](https://doi.org/10.1038/nphys2821)
- Duff, N., & Lacks, D. J. 2008, *Journal of Electrostatics*, 66, 51
- El-Said, A., Lewis, S. R., & Patel, M. R. 2020, *Icarus*, 336, 113470, doi: [10.1016/j.icarus.2019.113470](https://doi.org/10.1016/j.icarus.2019.113470)
- Esposito, F., Molinaro, R., Popa, C. I., et al. 2016, *Geophys. Res. Lett.*, 43, 5501, doi: [10.1002/2016GL068463](https://doi.org/10.1002/2016GL068463)
- Forward, K., Lacks, D., & Sankaran, R. 2009, *Phys. Rev. Lett.*, 102, 028001, doi: [10.1103/PhysRevLett.102.028001](https://doi.org/10.1103/PhysRevLett.102.028001)
- Gilbert, W. 1991, *Translated 1893 from Latin to English by Paul FleuryMottelay*
- Greeley, R., Leach, R., White, B., Iversen, J., & Pollack, J. 1980, *Geophysical Research Letters*, 7, 121, doi: [10.1029/GL007i002p00121](https://doi.org/10.1029/GL007i002p00121)
- Greeley, R., White, B., Leach, R., Iversen, J., & Pollack, J. 1976, *Geophysical Research Letters*, 3, 417, doi: [10.1029/GL003i008p00417](https://doi.org/10.1029/GL003i008p00417)
- Greeley, R., Whelley, P. L., Arvidson, R. E., et al. 2006, *Journal of Geophysical Research: Planets*, 111, doi: [10.1029/2006JE002743](https://doi.org/10.1029/2006JE002743)
- Grosjean, G., & Waitukaitis, S. 2023, *Phys. Rev. Lett.*, 130, 098202, doi: [10.1103/PhysRevLett.130.098202](https://doi.org/10.1103/PhysRevLett.130.098202)
- Guinness, E., & Arvidson, R. 1989, *Abstracts of the Lunar and Planetary Science Conference*, 20, 367
- Gurwell, M., Bergin, E., Melnick, G., & Tolls, V. 2005, *Icarus*, 175, 23, doi: <https://doi.org/10.1016/j.icarus.2004.10.009>
- Haberle, R., Leovy, C., & Pollack, J. 1982, *Icarus*, 50, 322, doi: [https://doi.org/10.1016/0019-1035\(82\)90129-4](https://doi.org/10.1016/0019-1035(82)90129-4)
- Henniker, J. 1962, *Nature*, 196, 474, doi: [10.1038/196474a0](https://doi.org/10.1038/196474a0)
- Holmes, J. A., Lewis, S. R., Patel, M. R., et al. 2021, *Earth and Planetary Science Letters*, 571, 117109, doi: [10.1016/j.epsl.2021.117109](https://doi.org/10.1016/j.epsl.2021.117109)
- Holstein-Rathlou, C., Gunnlaugsson, H. P., Merrison, J. P., et al. 2010, *Journal of Geophysical Research: Planets*, 115, doi: [10.1029/2009JE003411](https://doi.org/10.1029/2009JE003411)
- Ireland, P. 2010, *Powder Technology*, 198, 189, doi: <https://doi.org/10.1016/j.powtec.2009.11.017>
- Iversen, J. D., Pollack, J. B., Greeley, R., & White, B. R. 1976, *Icarus*, 29, 381, doi: [10.1016/0019-1035\(76\)90140-8](https://doi.org/10.1016/0019-1035(76)90140-8)
- Iversen, J. D., & White, B. R. 1982, *Sedimentology*, 29, 111, doi: [10.1111/j.1365-3091.1982.tb01713.x](https://doi.org/10.1111/j.1365-3091.1982.tb01713.x)
- Jungmann, F., Steinpilz, T., Teiser, J., & Wurm, G. 2018, *Journal of Physics Communications*, doi: [10.1088/2399-6528/aad0d2](https://doi.org/10.1088/2399-6528/aad0d2)
- Jungmann, F., & Wurm, G. 2021, *Astronomy and Astrophysics*, doi: <https://doi.org/10.1051/0004-6361/202039430>
- Kass, D. M., Schofield, J. T., Kleinböhl, A., et al. 2019, *Geophysical Research Letters*, 47, e2019GL083931, doi: <https://doi.org/10.1029/2019GL083931>
- Kjelgaard, J., Chandler, D., & Saxton, K. 2004, *Earth Surface Processes and Landforms*, 29, 221, doi: <https://doi.org/10.1002/esp.1028>
- Knoblauch, O. 1902, *Zeitschrift für Physikalische Chemie*, 39, 225, doi: [10.1515/zpch-1902-3914](https://doi.org/10.1515/zpch-1902-3914)
- Kok, J. F., & Renno, N. O. 2008, *Phys. Rev. Lett.*, 100, 014501, doi: [10.1103/PhysRevLett.100.014501](https://doi.org/10.1103/PhysRevLett.100.014501)
- Kok, J. F., Mahowald, N. M., Fratini, G., et al. 2014, *Atmospheric Chemistry & Physics*, 14, 13023, doi: [10.5194/acp-14-13023-2014](https://doi.org/10.5194/acp-14-13023-2014)
- Kruss, M., Musiolik, G., Demirci, T., Wurm, G., & Teiser, J. 2020, *Icarus*, 337, 113438, doi: [10.1016/j.icarus.2019.113438](https://doi.org/10.1016/j.icarus.2019.113438)
- Kruss, M., Salzmann, T., Parteli, E., et al. 2021, *PSJ*, 2, 238, doi: [10.3847/PSJ/ac38a4](https://doi.org/10.3847/PSJ/ac38a4)
- Kuepper, M., & Wurm, G. 2016, *Icarus*, 274, 249, doi: [10.1016/j.icarus.2016.02.049](https://doi.org/10.1016/j.icarus.2016.02.049)
- Lacks, D. J., Duff, N., & Kumar, S. K. 2008, *Phys. Rev. Lett.*, 100, 188305, doi: [10.1103/PhysRevLett.100.188305](https://doi.org/10.1103/PhysRevLett.100.188305)

- Lacks, D. J., & Sankaran, R. 2011, *Journal of Physics D Applied Physics*, 44, 453001, doi: [10.1088/0022-3727/44/45/453001](https://doi.org/10.1088/0022-3727/44/45/453001)
- Lacks, D. J., & Shinbrot, T. 2019, *Nature Reviews Chemistry*, 3, 465, doi: [10.1038/s41570-019-0115-1](https://doi.org/10.1038/s41570-019-0115-1)
- Lee, V., James, N. M., Waitukaitis, S. R., & Jaeger, H. M. 2018, *Physical Review Materials*, 2, 035602, doi: [10.1103/PhysRevMaterials.2.035602](https://doi.org/10.1103/PhysRevMaterials.2.035602)
- Lemmon, M., Wolff, M., Smith, M., et al. 2004, *Science*, 306, 1753, doi: [10.1126/science.1104474](https://doi.org/10.1126/science.1104474)
- Lemmon, M. T., Guzewich, S. D., McConnochie, T., et al. 2019, *Geophys. Res. Lett.*, 46, 9448, doi: [10.1029/2019GL084407](https://doi.org/10.1029/2019GL084407)
- Loosmore, G. A., & Hunt, J. R. 2000, *J. Geophys. Res.*, 105, 20,663, doi: [10.1029/2000JD900271](https://doi.org/10.1029/2000JD900271)
- Lorenz, R. D., Martínez, G. M., Spiga, A., et al. 2021, *Planet. Space Sci.*, 207, 105337, doi: [10.1016/j.pss.2021.105337](https://doi.org/10.1016/j.pss.2021.105337)
- Lowell, J., & Akande, A. 1988, *Journal of Physics D: Applied Physics*, 21, 125, doi: [10.1088/0022-3727/21/1/018](https://doi.org/10.1088/0022-3727/21/1/018)
- Lowell, J., & Truscott, W. 1986, *Journal of Physics D: Applied Physics*, 19, 1281, doi: [10.1088/0022-3727/19/7/018](https://doi.org/10.1088/0022-3727/19/7/018)
- Macpherson, T., Nickling, W., Gillies, J., & Etyemezian, V. 2008, *Journal of Geophysical Research: Earth Surface*, 113, doi: <https://doi.org/10.1029/2007JF000800>
- McCord, T., Clark, R., & Singer, R. 1982, *Journal of Geophysical Research: Solid Earth*, 87, 3021, doi: <https://doi.org/10.1029/JB087iB04p03021>
- Merrison, J. P. 2012, *Aeolian Research*, 4, 1, doi: [10.1016/j.aeolia.2011.12.003](https://doi.org/10.1016/j.aeolia.2011.12.003)
- Metzger, S., Carr, J., Johnson, J., Parker, T., & Lemmon, M. 1999, *Geophys. Res. Lett.*, 26, 2781, doi: [10.1029/1999GL008341](https://doi.org/10.1029/1999GL008341)
- Musiolik, G., Kruss, M., Demirci, T., et al. 2018, *Icarus*, 306, 25, doi: [10.1016/j.icarus.2018.01.007](https://doi.org/10.1016/j.icarus.2018.01.007)
- Neakrase, L., & Greeley, R. 2010, *Icarus*, 206, 306, doi: <https://doi.org/10.1016/j.icarus.2009.08.028>
- Neakrase, L. D. V., Balme, M. R., Esposito, F., et al. 2016, *SSRv*, 203, 347, doi: [10.1007/s11214-016-0296-6](https://doi.org/10.1007/s11214-016-0296-6)
- Neary, L., Daerden, F., Aoki, S., et al. 2020, *Geophys. Res. Lett.*, 47, e84354, doi: [10.1029/2019GL084354](https://doi.org/10.1029/2019GL084354)
- Pham, R., Virnelson, R., Sankaran, R., & Lacks, D. 2011, *Journal of Electrostatics*, 69, 456, doi: <https://doi.org/10.1016/j.elstat.2011.05.003>
- Pollack, J., Ockert-Bell, M., & Shepard, M. 1995, *J. Geophys. Res.*, 100, 5235, doi: [10.1029/94JE02640](https://doi.org/10.1029/94JE02640)
- Reiss, D., & Lorenz, R. 2016, *Icarus*, 266, 315, doi: [10.1016/j.icarus.2015.11.012](https://doi.org/10.1016/j.icarus.2015.11.012)
- Renno, N. O., & Kok, J. F. 2008, *SSRv*, 137, 419, doi: [10.1007/s11214-008-9377-5](https://doi.org/10.1007/s11214-008-9377-5)
- Roney, J., & White, B. 2004, *Journal of Geophysical Research: Earth Surface*, 109, doi: <https://doi.org/10.1029/2003JF000061>
- Schein, L. 1999, *Journal of Electrostatics*, 46, 29, doi: [https://doi.org/10.1016/S0304-3886\(98\)00056-4](https://doi.org/10.1016/S0304-3886(98)00056-4)
- Schmidt, D. S., Schmidt, R. A., & Dent, J. D. 1998, *Journal of Geophysical Research: Atmospheres*, 103, 8997, doi: <https://doi.org/10.1029/98JD00278>
- Schmidt, F., Andrieu, F., Costard, F., Kocifaj, M., & Meresescu, A. G. 2017, *Nature Geoscience*, 10, 270, doi: [10.1038/ngeo2917](https://doi.org/10.1038/ngeo2917)
- Shao, Y., Raupach, M. R., & Findlater, P. A. 1993, *J. Geophys. Res.*, 98, 12,719, doi: [10.1029/93JD00396](https://doi.org/10.1029/93JD00396)
- Shaw, P. 1926, *Nature*, 118, 659, doi: [10.1038/118659c0](https://doi.org/10.1038/118659c0)
- Shinbrot, T., Komatsu, T., & Zhao, Q. 2008, *Europhysics Letters*, 83, 24004, doi: [10.1209/0295-5075/83/24004](https://doi.org/10.1209/0295-5075/83/24004)
- Silvestro, S., Fenton, L., Vaz, D., Bridges, N., & Ori, G. 2010, *Geophys. Res. Lett.*, 37, L20203, doi: [10.1029/2010GL044743](https://doi.org/10.1029/2010GL044743)
- Stanzel, C., Pätzold, M., Williams, D. A., et al. 2008, *Icarus*, 197, 39, doi: [10.1016/j.icarus.2008.04.017](https://doi.org/10.1016/j.icarus.2008.04.017)
- Steinpilz, T., Joeris, K., Jungmann, F., et al. 2020, *Nature Physics*, 16, 225, doi: [10.1038/s41567-019-0728-9](https://doi.org/10.1038/s41567-019-0728-9)
- Swann, C., Sherman, D. J., & Ewing, R. C. 2020, *Geophys. Res. Lett.*, 47, e84484, doi: [10.1029/2019GL084484](https://doi.org/10.1029/2019GL084484)
- Thomas, P., & Gierasch, P. 1985, *Science*, 230, 175, doi: [10.1126/science.230.4722.175](https://doi.org/10.1126/science.230.4722.175)
- Tomasko, M., Doose, L., Lemmon, M., Smith, P., & Wegrzyn, E. 1999, *J. Geophys. Res.*, 104, 8987, doi: [10.1029/1998JE900016](https://doi.org/10.1029/1998JE900016)
- Toth, J. R. I., Phillips, A. K., Rajupet, S., Sankaran, R. M., & Lacks, D. J. 2017, *Industrial & Engineering Chemistry Research*, 56, 9839, doi: [10.1021/acs.iecr.7b02328](https://doi.org/10.1021/acs.iecr.7b02328)
- Toulmin III, P., Baird, A., Clark, B., et al. 1977, *Journal of Geophysical Research (1896-1977)*, 82, 4625, doi: <https://doi.org/10.1029/JS082i028p04625>
- Vandaele, A. C., Korablev, O., Daerden, F., et al. 2019, *Nature*, 568, 521, doi: [10.1038/s41586-019-1097-3](https://doi.org/10.1038/s41586-019-1097-3)
- Waitukaitis, S. R., Lee, V., Pierson, J. M., Forman, S. L., & Jaeger, H. M. 2014, *PhRvL*, 112, 218001, doi: [10.1103/PhysRevLett.112.218001](https://doi.org/10.1103/PhysRevLett.112.218001)
- Wang, H., & Richardson, M. 2015, *Icarus*, 251, 112, doi: <https://doi.org/10.1016/j.icarus.2013.10.033>

- Waza, A., Kjer, J., Peiteado, M., et al. 2023, Planet. Space Sci., 227, 105638, doi: [10.1016/j.pss.2023.105638](https://doi.org/10.1016/j.pss.2023.105638)
- White, B., Lacchia, B., Greeley, R., & Leach, R. 1997, Journal of Geophysical Research: Planets, 102, 25629, doi: <https://doi.org/10.1029/97JE01753>
- Wolff, M., & Clancy, R. 2003, J. Geophys. Res.(Planets), 108, 5097, doi: [10.1029/2003JE002057](https://doi.org/10.1029/2003JE002057)
- Wolff, M., Smith, M., Clancy, R., et al. 2006, J. Geophys. Res.(Planets), 111, S17, doi: [10.1029/2006JE002786](https://doi.org/10.1029/2006JE002786)
- Xie, L., Bao, N., Jiang, Y., & Zhou, J. 2016, AIP Advances, 6, 035117, doi: [10.1063/1.4944831](https://doi.org/10.1063/1.4944831)
- Zheng, X. J., Huang, N., & Zhou, Y.-H. 2003, Journal of Geophysical Research: Atmospheres, 108, doi: <https://doi.org/10.1029/2002JD002572>