

# The illusion of acceleration in the retarded Liénard-Wiechert electromagnetic field

Călin Galeriu

## Abstract

*It is generally assumed that the retarded Liénard-Wiechert electromagnetic field produced by a point particle depends on the acceleration of that source particle. This dependence is not real, it is an illusion. The true electromagnetic interaction is time symmetric (half retarded and half advanced) and depends only on the positions and velocities of the electrically charged particles. A different acceleration of the retarded source particle will result in a different position and velocity of the advanced source particle, changing in this way the Lorentz force felt by the test particle.*

## 1 Introduction

While the algebraic formalism of classical electrodynamics is well established, we would also like to have a comprehensive geometrical derivation of the electrodynamic forces between electrically charged point particles. From a geometrical point of view, the interacting particles are represented by worldlines in Minkowski space, and we hope that, with the proper theoretical structure in place, “the laws of physics can find their most complete expression as interrelations between these worldlines.” [1]

We develop our theory by relying on geometrical intuition, as well as on physical and philosophical arguments. We start with the simplest case of electrostatic interaction, then we allow for constant velocities, then we allow for constant accelerations, and finally we allow for variable accelerations. Along the way we introduce new postulates, expanding the theoretical framework, until we end up with a time symmetric action-at-a-distance theory that reproduces the classical electrodynamics theory as a second order approximation.

## 2 Source particle at rest

Consider a source particle at rest, with electric charge  $Q$ . This particle is the source of an electric field  $\vec{E}$  that points in the radial direction and has magnitude  $Q/R^2$  (in Gaussian units), where  $R$  is the distance between the source particle and the field point. In this reference frame the magnetic field  $\vec{B}$  is zero and the Lorentz force has only an electric part  $\vec{F} = q\vec{E}$ .

A Lorentz transformation could bring us to a reference frame where the source particle is moving with constant velocity, the magnetic field is not zero, and the Lorentz force may also have a magnetic part. In this case the electromagnetic interaction is due to the same four-force as before, which has different spatial and temporal components in different inertial reference frames [2]. For this reason here we will only investigate the case of a source particle at rest.

### 2.1 Test particle at rest

Consider a test particle at rest, with electric charge  $q$ .

When the interaction is instantaneous, as in classical Newtonian physics, the direction of the force  $\vec{F}$  is along the line connecting the two particles. Let this also be the direction of the  $x$  axis of our reference frame. Without loss of generality we can assume that both particles have a positive  $x$  coordinate, with the test particle being farther away from the origin. We can also assume that  $Q > 0$  and  $q < 0$ , such that the electrostatic force is attractive. This situation is represented graphically in Fig. 1 (a), where the test particle is at  $P$ , the source particle is at  $W$ , and the segment  $PW$  has length  $R$ .

When the interaction is retarded, the direction of the four-force  $\mathbf{F} = (\vec{F}, 0)$  no longer matches the direction of the line connecting the two particles. This situation is represented graphically in Fig. 1 (b), where the test particle is at  $P$ , the retarded source particle is at  $M$ , and the segment  $PM$  has null length. The mismatch between the two directions is very puzzling.

When the interaction is time symmetric, the retarded and the advanced four-forces could point towards their corresponding source particle, and thus have the correct intuitive direction. By postulate (Postulate I) [3] we assume that this indeed happens. As seen from Fig. 1 (c), due to the symmetry of this configuration under a time inversion operation, the retarded  $\mathbf{F}_{ret}$  and the advanced  $\mathbf{F}_{adv}$  four-forces must be the mirror image of each other.

$$\mathbf{F}_{ret} = \left( \frac{Qq}{2R^2}, 0, 0, i \frac{Qq}{2R^2} \right) \quad (1)$$

$$\mathbf{F}_{adv} = \left( \frac{Qq}{2R^2}, 0, 0, -i \frac{Qq}{2R^2} \right) \quad (2)$$

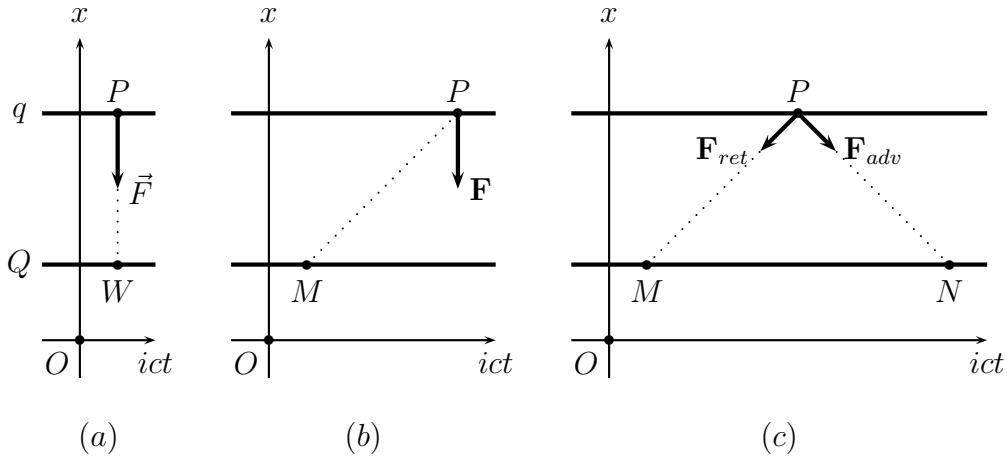


Figure 1: Examples of (a) instantaneous, (b) retarded, and (c) time symmetric electrostatic interactions.

The spatial (real) components add together, but the temporal (imaginary) components cancel each other. The resultant four-force

$$\mathbf{F} = \mathbf{F}_{ret} + \mathbf{F}_{adv} = \left( \frac{Qq}{R^2}, 0, 0, 0 \right) \quad (3)$$

matches the standard well known expression. The total four-force  $\mathbf{F}$  is orthogonal to the four-velocity of the test particle, even though the individual retarded and advanced four-forces are not. This situation is represented graphically in Fig. 1 (c), where the test particle is at  $P$ , the retarded source particle is at  $M$ , and the advanced source particle is at  $N$ .

We also notice that, in this very simple case when both particles are at rest, the retarded four-force with which the particle at  $M$  acts on the particle at  $P$  is equal in magnitude but opposite in direction to the advanced four-force with which the particle at  $P$  acts on the particle at  $M$ .

Several other authors have also considered this type of interaction, where the four-forces (the exchanges in four-momentum) are directed along the null segments connecting the interacting particles. Gen Yoneda [4] states that “it is natural to assume” that the retarded and advanced four-forces have the same direction as the displacement four-vectors connecting the interacting particles, and names this “the parallel condition”. Fokker [5] postulates that “the mass vector of the transferred fragment is directed along the zero interval, so that the mass of the fragment is equal to zero.” Synge [6] is even more explicit: “At the event  $P$  some entity possessing momentum and energy (i.e. a momentum-energy 4-vector) leaves the first particle and travels in a

straight line with the fundamental velocity  $c$  (i.e. its world line is a straight null line) to meet the other particle at the event  $Q$ , where it is absorbed.” This entity, possessing energy  $E$  and linear momentum  $E/c$ , is like a real photon, with one difference: the energy  $E$  is positive for a repulsive force, but negative for an attractive force. This classical counterpart of a quantum mechanical exchange particle is called “telehapsis” by Fokker and “internal impulse” by Synge. During their evolution in spacetime the two interacting particles are exchanging a continuous stream of internal impulses, and it is quite remarkable the fact that “for particles with constant proper masses and relative velocity small compared with  $c$ , the inverse square law is a consequence of the mechanical laws of conservation” [7].

As noticed by Synge, this model of interaction must be time symmetric. Since only the emission (or only the absorption) of a single real photon cannot leave the rest mass of the test particle invariant, in order for this rest mass to remain constant we need to have a simultaneous exchange of internal impulses with both the retarded and the advanced source particles. Due to the conservation of total four-momentum whenever the internal impulses are emitted or absorbed, this interaction mechanism “embodies the simplest available generalization to relativity of Newton’s law of action and reaction” [6].

## 2.2 Test particle with radial velocity

When the test particle has a radial velocity  $\vec{v} = (v_x, 0, 0)$ , the four-force becomes

$$\mathbf{F} = \left( \gamma \vec{F}, i \frac{\gamma}{c} \vec{F} \cdot \vec{v} \right) = \left( \gamma \frac{Qq}{R^2}, 0, 0, i \gamma \frac{v_x}{c} \frac{Qq}{R^2} \right), \quad (4)$$

where  $\gamma = 1/\sqrt{1 - v^2/c^2}$  is the Lorentz factor and  $v = |v_x|$  is the speed.

We notice that the four-force depends explicitly on the velocity of the test particle. “But, from a *geometrical* point of view, a point in Minkowski space is just a fixed point – it does not have a velocity!” [3] The four-force, through the distance  $R$ , also depends implicitly on the velocity of the source particle, since this distance is measured in the reference frame where the source particle is instantaneously at rest. If given only two spacetime points connected by a segment of null length, it is impossible to find a relativistically invariant non-zero distance. How can we explain this dependence of the four-force on the velocities of the interacting particles? We have to acknowledge the fact that the material point particle model, perfectly valid in the 3D Euclidean space, loses its applicability in the 4D Minkowski space. Here, in spacetime, the interaction takes place not between points, but between segments of infinitesimal length incorporated in the worldlines of the particles. Elementary

particles cannot have a null dimension along the time axis of their proper reference frame. While exploring the concept of inertia, Kevin Brown has reached the same conclusion: “[...] even an object with zero spatial extent has non-zero temporal extent [...]”. [8]

A theory of time symmetric action-at-a-distance electrodynamic interactions between length elements along the worldlines of the particles has been proposed by Fokker [9] as early as 1929. The corresponding effective segments of infinitesimal length (“entsprechenden effektiven Elementen”), who have the important property that their end points are connected by light signals, enter the expression of the Fokker action in a totally symmetric manner, with no distinction between source and test particles. This leads to the conservation of four-momentum, most clearly stated by Wheeler and Feynman: “The impulse communicated to  $a$  over the portion  $d\alpha$  of its world line via retarded forces, for example, from the stretch  $d\beta$  of the world line of  $b$  is equal in magnitude and opposite in sign to the impulse transfer from  $a$  to  $b$  via advanced forces over the same world line intervals (*equality of action and reaction*).” [10] Their algebraic reformulation of Fokker’s theory, making use of Dirac delta functions, was demonstrated to be equivalent to classical electrodynamics. Unfortunately, since Wheeler and Feynman have assumed that the Dirac delta function is non-zero in just one point, the geometrical insight that we are looking for was lost. In order to safeguard our geometrical intuition, we assume instead that the Dirac delta function is non-zero inside an infinitesimal interval [11, 12].

To make further progress, we recall an observation made by Olivier Costa de Beauregard [13], an isomorphism that was independently rediscovered in Ref. [3]: The equations of motion of a relativistic point particle are similar to the equations describing a classical elastic string in static equilibrium. We can think of the worldline of a particle as an elastic string at rest in spacetime.

A relativistic point particle with four-momentum  $\mathbf{P}$ , subject to a four-force  $\mathbf{F}$ , undergoes a trajectory described by

$$\mathbf{P}_B - \mathbf{P}_A = \mathbf{F} d\tau, \tag{5}$$

where  $A$  and  $B$  are two infinitesimally close points on the worldline of the particle, and  $\tau$  is the proper time. The four-momentum  $\mathbf{P}$  is a time-like vector directed towards the future.

A static classical elastic string under a tension of magnitude  $T$ , and subject to a linear force density  $\mathbf{f}$ , has segments of infinitesimal length  $ds$  in static equilibrium. We give the tension vector  $\mathbf{T}$ , a vector that is tangent to the string, the direction that points towards the future. The static equilibrium

condition for segment  $AB$  becomes

$$\mathbf{T}_B + (-\mathbf{T}_A) + \mathbf{f} ds = 0, \quad (6)$$

where the minus sign indicates that the tension forces acting at the end points of the infinitesimal segment  $AB$  (of length  $ds$ ) have different directions.

Equations (5) and (6) are equivalent, provided that the length of the arc  $AB$  is  $ds = ic d\tau$ ,  $\mathbf{T} = \mathbf{P}/\tau_o$ , and  $\mathbf{f} = -\mathbf{F}/s_o$ . Here  $\tau_o$  is a yet undetermined real constant quantity with units of time, introduced for dimensional reasons, and  $s_o = ic\tau_o$ . We notice that the four-force acting on the material point particle and the linear four-force density acting on the infinitesimal worldline segment have opposite directions, as seen from Fig. 2.

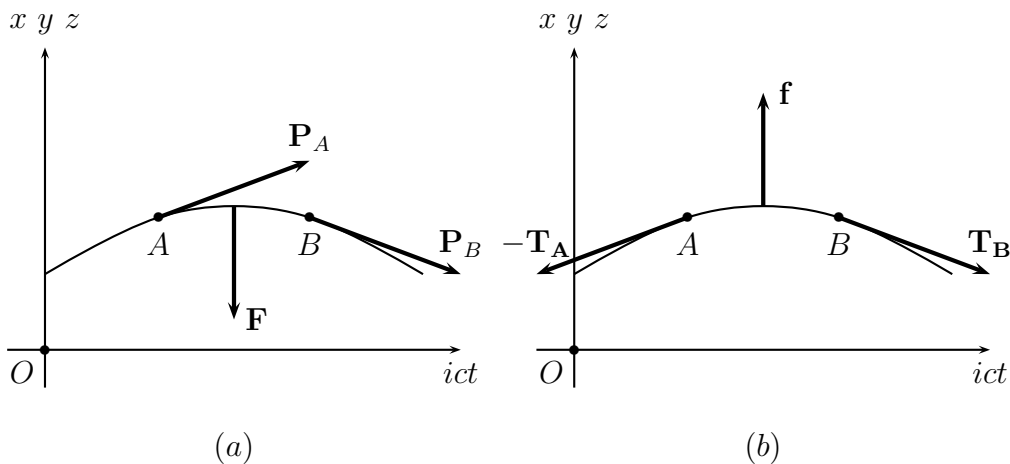


Figure 2: The worldline of a relativistic point particle (a) can be looked upon as a spacetime string in static equilibrium (b).

According to the spacetime string model described so far, when both electrically charged particles are at rest, as considered in Section 2, the retarded and the advanced linear four-force densities are

$$\mathbf{f}_{ret} = \frac{-1}{s_o} \left( \frac{Qq}{2R^2}, 0, 0, i \frac{Qq}{2R^2} \right), \quad (7)$$

$$\mathbf{f}_{adv} = \frac{-1}{s_o} \left( \frac{Qq}{2R^2}, 0, 0, -i \frac{Qq}{2R^2} \right). \quad (8)$$

Now we are ready to describe, in a geometrical manner, the velocity dependence of the four-force (4). The key observation is that, for two infinitesimal spacetime segments whose endpoints are connected by light signals, the ratio of their lengths depends on their orientation. For two particles at rest,

this ratio is equal to one. However, when one particle is at rest, but the other particle is in motion, this ratio is no longer equal to one. These two situations are represented graphically in Figs. 3 and 4. We also notice that this ratio is a Lorentz invariant. What really matters is the relative velocity.

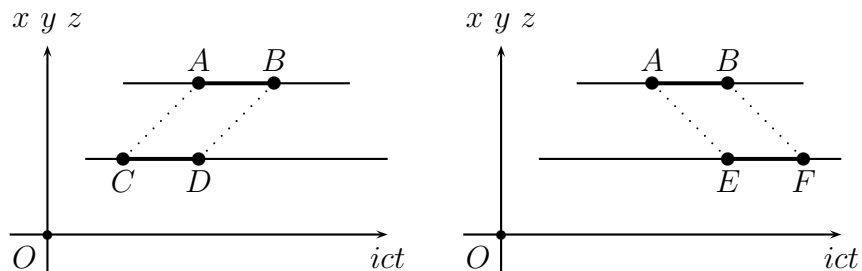


Figure 3: A test particle  $AB$ , at rest relative to the source particle, feels a retarded interaction from  $CD$  and an advanced interaction from  $EF$ .

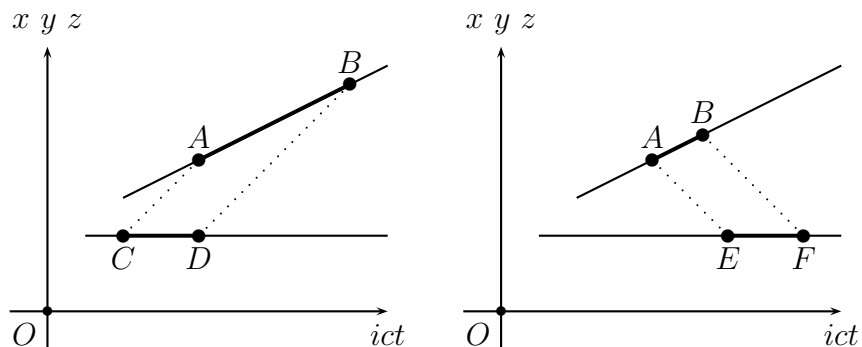


Figure 4: A test particle  $AB$ , in motion relative to the source particle, feels a retarded interaction from  $CD$  and an advanced interaction from  $EF$ .

By postulate (Postulate II) [14] we assume that, in the reference frame where the source particle is momentarily at rest, the linear four-force density acting on the test particle is proportional to the ratio of the length of the infinitesimal segment on the worldline of the test particle to the length of the corresponding infinitesimal segment on the worldline of the source particle.

The four-velocity of the source particle (indexed with subscript 1), in its proper reference frame where it is at rest, is

$$\mathbf{V}_1 = (\vec{0}, ic) = (0, 0, 0, ic). \quad (9)$$

The four velocity of the test particle (indexed with subscript 2), moving with radial velocity  $v_x$  along the  $x$  axis, is

$$\mathbf{V}_2 = (\gamma\vec{v}, i\gamma c) = (\gamma v_x, 0, 0, i\gamma c). \quad (10)$$

For the retarded interaction, the displacement four-vector is

$$\mathbf{X}_2 - \mathbf{X}_{1ret} = (\vec{R}, iR) = (R, 0, 0, iR). \quad (11)$$

For the advanced interaction, the displacement four-vector is

$$\mathbf{X}_2 - \mathbf{X}_{1adv} = (\vec{R}, -iR) = (R, 0, 0, -iR). \quad (12)$$

The ratio of the corresponding segments is calculated according to the formula (118) from the Appendix. For the retarded interaction

$$\frac{AB}{CD} = \frac{(\mathbf{X}_2 - \mathbf{X}_{1ret}) \cdot \mathbf{V}_1}{(\mathbf{X}_2 - \mathbf{X}_{1ret}) \cdot \mathbf{V}_2} = \frac{-Rc}{\gamma\vec{R} \cdot \vec{v} - \gamma Rc} = \frac{1}{\gamma(1 - v_x/c)}, \quad (13)$$

and for the advanced interaction

$$\frac{AB}{EF} = \frac{(\mathbf{X}_2 - \mathbf{X}_{1adv}) \cdot \mathbf{V}_1}{(\mathbf{X}_2 - \mathbf{X}_{1adv}) \cdot \mathbf{V}_2} = \frac{Rc}{\gamma\vec{R} \cdot \vec{v} + \gamma Rc} = \frac{1}{\gamma(1 + v_x/c)}. \quad (14)$$

The retarded and the advanced linear four-force densities are

$$\mathbf{f}_{ret} = \frac{-1}{s_o} \left( \frac{Qq}{2R^2} \frac{1}{\gamma(1 - v_x/c)}, 0, 0, i \frac{Qq}{2R^2} \frac{1}{\gamma(1 - v_x/c)} \right), \quad (15)$$

$$\mathbf{f}_{adv} = \frac{-1}{s_o} \left( \frac{Qq}{2R^2} \frac{1}{\gamma(1 + v_x/c)}, 0, 0, -i \frac{Qq}{2R^2} \frac{1}{\gamma(1 + v_x/c)} \right). \quad (16)$$

Due to the fact that

$$\frac{1}{(1 - v_x/c)} + \frac{1}{(1 + v_x/c)} = \frac{2}{1 - v_x^2/c^2} = 2\gamma^2, \quad (17)$$

$$\frac{1}{(1 - v_x/c)} - \frac{1}{(1 + v_x/c)} = \frac{2v_x/c}{1 - v_x^2/c^2} = 2\gamma^2 \frac{v_x}{c}, \quad (18)$$

the total linear four-force density becomes

$$\mathbf{f} = \mathbf{f}_{ret} + \mathbf{f}_{adv} = \frac{-1}{s_o} \left( \frac{Qq}{R^2} \gamma, 0, 0, i \frac{Qq}{R^2} \gamma \frac{v_x}{c} \right), \quad (19)$$

in full agreement with equation (4).

A geometrical derivation of formulas (13) and (14), in the case of radial motion, was given in Ref. [3]. Here we give a different geometrical derivation,



as a preliminary step towards a discussion of the relationship between the four-forces of action and reaction. Since under a time reversal operation the velocity  $\vec{v}$  of the test particle changes sign, and the formulas (13) and (14) turn into each other, it is enough to demonstrate just one of them. In particular, we assume that  $v_x > 0$  and we calculate the ratio  $AB/CD$  associated with the retarded interaction. Due to the radial motion we can also assume that the origin of the proper reference frame  $K$  of the source particle and the origin of the proper reference frame  $K'$  of the test particle coincide when  $t = t' = 0$ . Each electrically charged particle is at rest at the origin of its proper reference frame. Their worldlines are the  $ict$  and  $ict'$  time axes. This situation is represented graphically in Fig. 5.

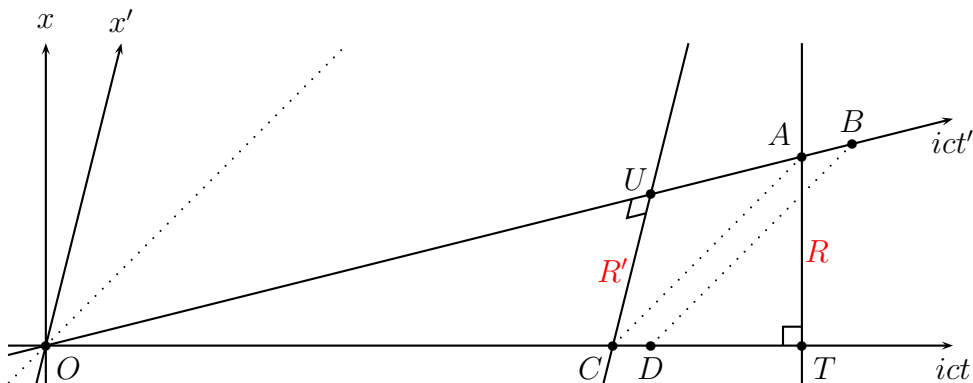


Figure 5: When the relative velocity is along the radial direction, the interacting particles  $AB$  and  $CD$  are in the same Minkowski plane.

From point  $A$  we draw a line perpendicular to the  $ict$  axis, which intersects it at point  $T$ . The length of segment  $AT$  is  $R$ . From point  $C$  we draw a line perpendicular to the  $ict'$  axis, which intersects it at point  $U$ . The length of segment  $CU$  is  $R'$ . Segment  $AC$  has a null length. As a consequence, the length of segment  $CT$  is  $iR$  and the length of segment  $UA$  is  $iR'$ . Since segments  $CA$  and  $DB$  are parallel, due to the theorem of Thales we have

$$\frac{AB}{CD} = \frac{OA}{OC}. \quad (20)$$

Let  $t$  be the time coordinate of point  $A$  in the proper reference frame of

the source charge. It follows that

$$AT = v_x t, \quad (21)$$

$$OT = ict, \quad (22)$$

$$OA = \sqrt{OT^2 + AT^2} = i\sqrt{c^2 - v_x^2} t, \quad (23)$$

$$CT = i AT = iv_x t, \quad (24)$$

$$OC = OT - CT = ict - iv_x t, \quad (25)$$

$$\frac{AB}{CD} = \frac{OA}{OC} = \frac{i\sqrt{c^2 - v_x^2} t}{ict - iv_x t} = \frac{\sqrt{c^2 - v_x^2}}{c - v_x} = \frac{1}{\gamma(1 - v_x/c)}, \quad (26)$$

and this concludes the geometrical proof of formula (13).

We want to verify that the retarded four-force acting on segment  $AB$ , due to segment  $CD$ , has the same magnitude and opposite direction as the advanced four-force acting on segment  $CD$ , due to segment  $AB$ . We find each four-force by multiplying the corresponding linear four-force density by the length of the worldline segment on which it acts. According to the mechanism described, in the proper reference frame  $K$  of particle  $CD$  the retarded four-force acting on particle  $AB$  is

$$\mathbf{f}_{ret} AB = \frac{-1}{s_o} \left( \frac{Qq}{2R^2} \frac{AB}{CD} AB, 0, 0, i \frac{Qq}{2R^2} \frac{AB}{CD} AB \right). \quad (27)$$

Similarly, in the proper reference frame  $K'$  of particle  $AB$  the advanced four-force acting on particle  $CD$  is

$$\mathbf{f}'_{adv} CD = \frac{-1}{s_o} \left( - \frac{Qq}{2R'^2} \frac{CD}{AB} CD, 0, 0, -i \frac{Qq}{2R'^2} \frac{CD}{AB} CD \right). \quad (28)$$

The easiest way to convert the four-force components from  $K'$  to  $K$  is to notice that in reference frame  $K'$

$$\overrightarrow{CA} = \overrightarrow{CU} + \overrightarrow{UA} = (R', 0, 0, iR'), \quad (29)$$

while in reference frame  $K$

$$\overrightarrow{CA} = \overrightarrow{CT} + \overrightarrow{TA} = (R, 0, 0, iR). \quad (30)$$

The components in  $K$  of such a vector of null length are equal to the components in  $K'$  multiplied by  $R/R'$ . Accordingly, in the proper reference frame  $K$  of particle  $CD$  the advanced four-force acting on particle  $CD$  is

$$\mathbf{f}_{adv} CD = \frac{-1}{s_o} \left( - \frac{Qq}{2R'^2} \frac{CD}{AB} CD \frac{R}{R'}, 0, 0, -i \frac{Qq}{2R'^2} \frac{CD}{AB} CD \frac{R}{R'} \right). \quad (31)$$

Comparing the four-force expressions (27) and (31), we see that the principle of action and reaction is verified if and only if

$$\frac{1}{R^2} \frac{AB}{CD} AB = \frac{1}{R'^2} \frac{CD}{AB} CD \frac{R}{R'}, \quad (32)$$

an equation that simplifies to

$$\frac{AB}{CD} = \frac{R}{R'}. \quad (33)$$

Due to equation (20), condition (33) is equivalent to

$$\frac{OA}{OC} = \frac{AT}{CU}, \quad (34)$$

an equation that follows from the similarity of  $\triangle OTA$  and  $\triangle OUC$ .

When going from the worldline string model back to the material point particle model, the product of the linear four-force density with the length of the infinitesimal worldline segment is replaced by the product of the four-force with the infinitesimal change in proper time, an expression equal to the change in four-momentum. The principle of action and reaction that we have in the worldline string model is equivalent to the law of conservation of total four-momentum that we have in the material point particle model.

As a side note, as seen from equation (32), Postulate II together with the principle of action and reaction can explain why the electrostatic force has an inverse square dependence on the distance between charges.

### 2.3 Test particle with non-radial velocity

When the test particle has a non-radial velocity  $\vec{v} = (v_x, v_y, 0)$ , the speed is  $v = \sqrt{v_x^2 + v_y^2}$  and the Lorentz factor is  $\gamma = 1/\sqrt{1 - (v_x^2 + v_y^2)/c^2}$ .

With this new value of the Lorentz factor, the four-force has the same expression (4), and the ratios of corresponding segments have the same expressions (13) and (14). A geometrical derivation of formulas (13) and (14), in the case of non-radial motion, was also given in Ref. [3].

When the test particle has a non-radial velocity the principle of action and reaction still holds, since equation (33) has general valability, as proven algebraically in Appendix B. Here we give an alternative geometrical proof of the fact that, for the retarded interaction, the value of the ratio  $R/R'$  is equal to the value of the ratio  $AB/CD$  given in equation (13).

We select a reference frame in which the retarded source particle at  $C$  is at rest at the origin. At time  $t$  the test particle is at point  $A$  on the  $Ox$  axis.

The  $Ox$  axis represents the radial direction. The origin on the time axis is chosen in such a way that, at the initial time  $t_0 = 0$ , the test particle is at point  $W$  on the  $Oy$  axis. This situation is represented graphically in Fig. 6.

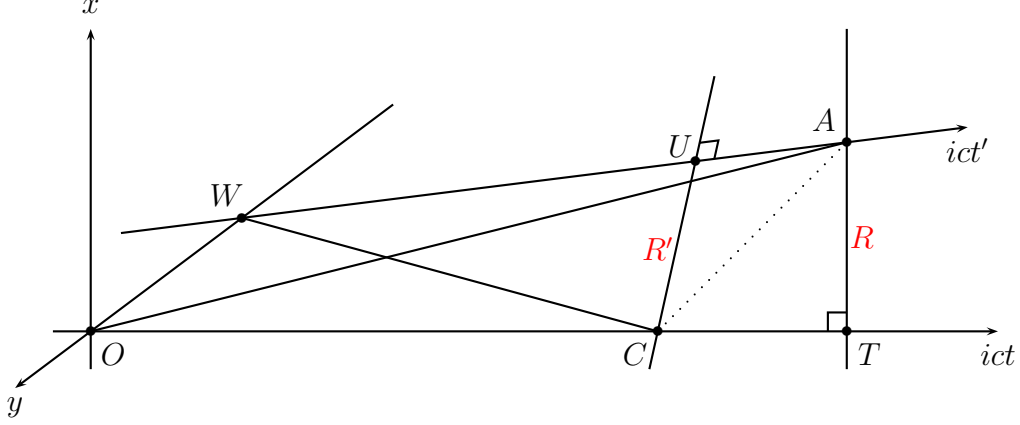


Figure 6: When the relative velocity is not along the radial direction, the worldlines of the two interacting particles, the  $ict$  and  $ict'$  time axes, are no longer in the same Minkowski plane.

It follows that

$$AT = v_x t = R, \quad (35)$$

$$OW = v_y t, \quad (36)$$

$$OT = ict, \quad (37)$$

$$OA = \sqrt{AT^2 + OT^2} = \sqrt{v_x^2 - c^2} t = i\sqrt{c^2 - v_x^2} t, \quad (38)$$

$$CT = i AT = iv_x t, \quad (39)$$

$$OC = OT - CT = ict - iv_x t = i(c - v_x)t, \quad (40)$$

$$WC = \sqrt{OW^2 + OC^2} = \sqrt{v_y^2 - (c - v_x)^2} t = i\sqrt{(c - v_x)^2 - v_y^2} t, \quad (41)$$

$$WA = \sqrt{OW^2 + OA^2} = \sqrt{v_y^2 + v_x^2 - c^2} t = i\sqrt{c^2 - v_x^2 - v_y^2} t, \quad (42)$$

$$CU = R', \quad (43)$$

$$UA = i CU = iR', \quad (44)$$

$$WU = WA - UA = i\sqrt{c^2 - v_x^2 - v_y^2} t - iR'. \quad (45)$$

In order to find an expression for  $R'$  we write the Pythagorean theorem in  $\triangle WUC$

$$WC^2 = WU^2 + CU^2. \quad (46)$$

We solve the resulting equation

$$\left(i\sqrt{(c-v_x)^2-v_y^2}t\right)^2 = \left(i\sqrt{c^2-v_x^2-v_y^2}t - iR'\right)^2 + (R')^2, \quad (47)$$

and we find, as expected, that

$$R' = \frac{v_x(c-v_x)t}{\sqrt{c^2-v_x^2-v_y^2}} = \frac{c-v_x}{\sqrt{c^2-v_x^2-v_y^2}}R = \gamma\left(1 - \frac{v_x}{c}\right)R. \quad (48)$$

As an added benefit, this geometrical proof of the formula for the  $R/R'$  ratio also allows us to discover the surprising fact that  $\triangle WAC$  and  $\triangle OAC$  have the same area. Indeed

$$WA \times CU = i\sqrt{c^2-v_x^2-v_y^2}t \times \frac{v_x(c-v_x)t}{\sqrt{c^2-v_x^2-v_y^2}} = OC \times AT. \quad (49)$$

How can this be, since  $\triangle OAC$  is the projection onto plane  $xOict$  of  $\triangle WAC$ ? The well known results from Euclidean geometry do not apply here, in Minkowski space, because in this specific example the two Minkowski planes intersect along a null line.

Due to the new value of the Lorentz factor, the last equalities in equations (17) and (18) no longer hold. When adding equations (16) and (16), instead of equation (19) we now obtain

$$\mathbf{f} = \mathbf{f}_{ret} + \mathbf{f}_{adv} = \frac{-1}{s_o} \left( \frac{Qq}{R^2}\gamma, 0, 0, i\frac{Qq}{R^2}\gamma\frac{v_x}{c} \right) \frac{1}{\gamma^2(1-v_x^2/c^2)}. \quad (50)$$

We notice that there is an extra factor

$$\Gamma \equiv \frac{1}{\gamma^2(1-v_x^2/c^2)} = \frac{c^2-v_x^2-v_y^2}{c^2-v_x^2} \quad (51)$$

that makes our expression of the four-force a little bit different from what we expect from classical electrodynamics.

From an experimental point of view, the Fermi velocity of electrons in metals is about  $10^6$  m/s, and the correction is very small. In linear particle accelerators the velocity is parallel to the electric field, and this is just like the case of motion in the radial direction. Only the non-radial  $v_y$  component of the velocity of the test particle, perpendicular to the radial electric field produced by the source particle, can make the  $\Gamma$  factor deviate from a unit value.

From a theoretical point of view, we expect to see some disagreements between classical electrodynamics and an alternative theory that implements

“the parallel condition”, as was noticed by Gen Yoneda in Appendix A of Ref. [4].

Finally, one could not simply eliminate the extra  $\Gamma$  factor by postulate, since that would destroy the balance between action and reaction. As proven in Appendix C, the two  $\Gamma$  factors for action and reaction are equal to each other only when each particle moves in a radial direction relative to the other particle.

### 3 Source particle in hyperbolic motion, and field point that is simultaneous with the center of the hyperbola

Consider a source particle with electric charge  $Q$ , moving in hyperbolic motion along the  $x$  axis. By our choice, the origin  $O$  of the 4D reference frame is also the center of the hyperbola. The hyperbola intersects the positive  $x$  axis in a point at a distance  $a$  from the origin. Let  $s$  be the arclength on the hyperbola, related to the proper time  $\tau$  of the particle by the formula  $ds = i c d\tau$ . In analogy with the definition of the value in radians of an angle in 3D Euclidean space, we introduce the imaginary angle  $\psi$  based on the formula  $ds = a d\psi$  [16]. It follows that  $d\psi/d\tau = i c/a$ . The positive direction of the angle coordinate  $\psi$  is into the future. The worldline of the particle is described by the position four-vector

$$\mathbf{X} = \left( a \cos(\psi), 0, 0, a \sin(\psi) \right), \quad (52)$$

and the four-velocity of the source particle is given by

$$\mathbf{V} = \frac{d\mathbf{X}}{d\tau} = \left( -i c \sin(\psi), 0, 0, i c \cos(\psi) \right). \quad (53)$$

Consider a field point  $P$  that is simultaneous with the center  $O$  of the hyperbola, in a given inertial reference frame  $K$ . The position four-vector of point  $P$  is

$$\mathbf{X}_P = \left( \rho, y, z, 0 \right), \quad (54)$$

Relative to the field point  $P$ , there is a retarded source charge at point  $Q$  and an advanced source charge at point  $N$ . For the retarded electromagnetic interaction

$$\mathbf{X}_P - \mathbf{X}_Q = \left( \rho - a \cos(\psi_Q), y, z, -a \sin(\psi_Q) \right), \quad (55)$$

and the condition  $(\mathbf{X}_P - \mathbf{X}_Q) \cdot (\mathbf{X}_P - \mathbf{X}_Q) = 0$  reduces to the equation

$$\cos(\psi_Q) = \frac{\rho^2 + y^2 + z^2 + a^2}{2a\rho}, \quad (56)$$

where, due to the retarded nature of the solution,  $\psi_Q$  is a negative imaginary angle. For the advanced electromagnetic interaction the same equation applies, but in this case  $\psi_N$  is a positive imaginary angle, with the same absolute value as  $\psi_Q$ . With the notation of Ref. [17],  $\psi_N = \theta$  and  $\psi_Q = -\theta$ .

Let  $M$  be the intersection of line  $QN$  with the  $x$  axis, as seen in Fig. 7. Since  $OQ = ON = a$ ,  $\triangle OQN$  is an isosceles triangle and the angle bisector  $OM$  is also a median and a height. The **direction of the electric field** at point  $P$ , as shown in Ref. [17], is the direction of the displacement four-vector  $\overrightarrow{MP}$ . This direction reveals the time symmetric nature of the interaction, because [14]

$$\overrightarrow{MP} = \frac{1}{2} \overrightarrow{QP} + \frac{1}{2} \overrightarrow{NP}. \quad (57)$$

Let  $S$  be the projection of point  $P$  on the  $x$  axis. Since the time axis is perpendicular to  $PO$  (by hypothesis), and since the time axis is also perpendicular to the  $x$  axis, it follows that  $PS$  is also perpendicular to the time axis, which means that  $PS$  is perpendicular to the  $xOict$  Minkowski plane.

We have [17]

$$OQ = ON = a, \quad (58)$$

$$OM = OQ \cos(\theta) = a \cos(\theta), \quad (59)$$

$$QM = MN = OQ \sin(\theta) = a \sin(\theta), \quad (60)$$

$$OS = \rho, \quad (61)$$

$$PS = \sqrt{y^2 + z^2}, \quad (62)$$

$$MS = OS - OM = \rho - a \cos(\theta), \quad (63)$$

$$MP = \sqrt{MS^2 + PS^2} = \sqrt{\rho^2 + a^2 \cos^2(\theta) - 2\rho a \cos(\theta) + y^2 + z^2}. \quad (64)$$

With the help of equation(56) we find that

$$MP = \sqrt{a^2 \cos^2(\theta) - a^2} = a\sqrt{\cos^2(\theta) - 1} = -ia \sin(\theta). \quad (65)$$

We introduce the notation  $\overrightarrow{MP} = (\vec{R}, 0)$ , meaning that in the reference frame  $K$  we have

$$\vec{R} = (\rho - a \cos(\theta), y, z). \quad (66)$$

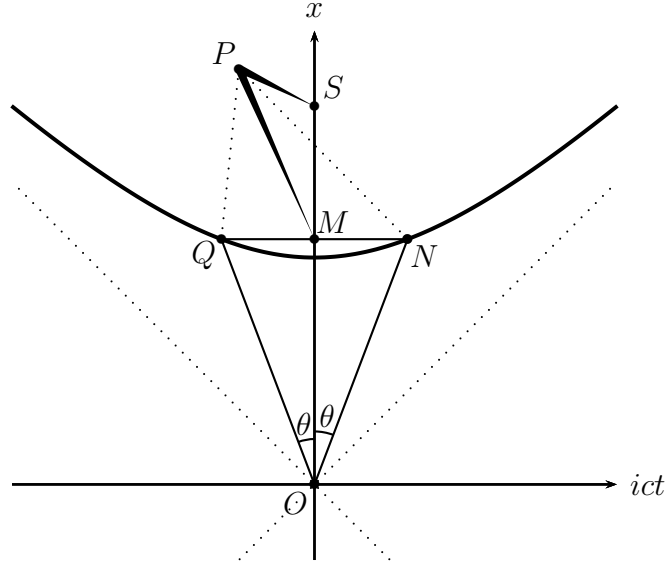


Figure 7: In the reference frame  $K$  where the field point  $P$  and the center of the hyperbola are simultaneous, the electric field has the direction of  $\overrightarrow{MP}$ .

This 3D vector with the direction of the electric field is the equivalent of the radial position vector when the source charge was at rest. The distance

$$R = -ia \sin(\theta) \quad (67)$$

is a Lorentz invariant quantity.

Through point  $Q$  we draw the line tangent to the hyperbola, which intersects the  $x$  axis at point  $U$ , as seen in Fig. 8. The tangent line is the  $ict'$  time axis of the reference frame  $K'$  in which the retarded source particle at  $Q$  is instantaneously at rest. We also notice that the tangent line is perpendicular to  $OQ$ , as confirmed by the equation  $\mathbf{X} \cdot \mathbf{V} = 0$ .

From point  $P$  we draw a line perpendicular to the  $ict'$  axis, which intersects it at point  $T$ . The  $ict'$  axis is perpendicular to both  $PT$  (by construction) and  $PS$  (since  $PS$  is perpendicular to any line in the  $xOict$  plane), and as a result the  $ict'$  axis is perpendicular to the  $PST$  plane. As a consequence, the  $ict'$  axis is perpendicular to  $ST$ .

We conclude that  $OQ$  is parallel to  $ST$ , and as a result the measure of  $\angle UST$  is also  $\theta$ .



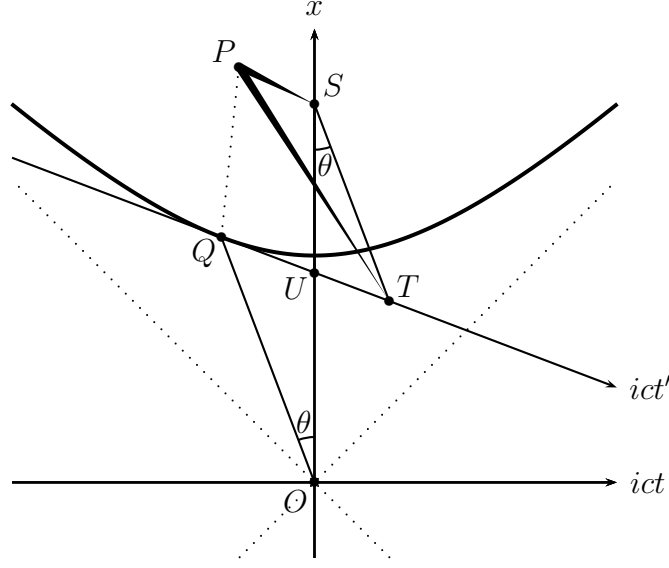


Figure 8: In the reference frame  $K'$  where the retarded source particle at  $Q$  is instantaneously at rest, the position of the field point  $P$  is given by  $\overrightarrow{TP}$ .

We have [17]

$$OQ = a, \quad (68)$$

$$OU = OQ / \cos(\theta) = a / \cos(\theta), \quad (69)$$

$$OS = \rho, \quad (70)$$

$$PS = \sqrt{y^2 + z^2}, \quad (71)$$

$$US = OS - OU = \rho - a / \cos(\theta), \quad (72)$$

$$TS = US \cos(\theta) = \rho \cos(\theta) - a, \quad (73)$$

$$TP = \sqrt{TS^2 + PS^2} = \sqrt{\rho^2 \cos^2(\theta) + a^2 - 2\rho a \cos(\theta) + y^2 + z^2}. \quad (74)$$

With the help of equation(56) we find that

$$TP = \sqrt{\rho^2 \cos^2(\theta) - \rho^2} = \rho \sqrt{\cos^2(\theta) - 1} = -i\rho \sin(\theta). \quad (75)$$

We introduce the notation  $\overrightarrow{TP} = (\vec{r}, 0)$ , meaning that in the reference frame  $K'$  we have

$$\vec{r} = (\rho \cos(\theta) - a, y, z). \quad (76)$$

The length of segment  $TP$  is the Coulombian radius  $r$  that enters the calculation of the four-force in a reference frame co-moving with the source particle. The distance

$$r = -i\rho \sin(\theta) \quad (77)$$

is a Lorentz invariant quantity. The **magnitude of the electric field** at point  $P$ , as shown in Ref. [17], is  $E = Q/r^2$  (in Gaussian units).

In conclusion, in the reference frame where the field point and the center of the hyperbola are simultaneous, the particle in hyperbolic motion is the source of an electric field  $\vec{E}$  with the direction of  $\overrightarrow{MP}$  and the magnitude of  $Q/r^2$ . In this reference frame the magnetic field  $\vec{B}$  is zero and the Lorentz force has only an electric part  $\vec{F} = q\vec{E}$ .

A Lorentz transformation could bring us to a reference frame where the field point and the center of the hyperbola are not simultaneous. This case, which brings nothing new in terms of physics, will not be investigated here.

### 3.1 Test particle at rest

Consider a test particle with electric charge  $q$ , at rest at the position of field point  $P$  (also called  $A$ ). We work in the reference frame where the field point and the center of the hyperbola are simultaneous.

The four-velocity of the retarded source particle at point  $Q$  (also called  $C$ ) is

$$\mathbf{V}_{1ret} = (i c \sin(\theta), 0, 0, i c \cos(\theta)). \quad (78)$$

The four-velocity of the advanced source particle at point  $N$  (also called  $E$ ) is

$$\mathbf{V}_{1adv} = (-i c \sin(\theta), 0, 0, i c \cos(\theta)). \quad (79)$$

The four-velocity of the test particle at rest is

$$\mathbf{V}_2 = (\vec{0}, ic) = (0, 0, 0, ic). \quad (80)$$

For the retarded interaction, the displacement four-vector is

$$\mathbf{X}_2 - \mathbf{X}_{1ret} = (\vec{R}, iR) = (\rho - a \cos(\theta), y, z, iR). \quad (81)$$

For the advanced interaction, the displacement four-vector is

$$\mathbf{X}_2 - \mathbf{X}_{1adv} = (\vec{R}, -iR) = (\rho - a \cos(\theta), y, z, -iR). \quad (82)$$

The ratio of the corresponding segments is calculated according to the formula (118) from the Appendix. For the retarded interaction

$$\frac{AB}{CD} = \frac{(\mathbf{X}_2 - \mathbf{X}_{1ret}) \cdot \mathbf{V}_{1ret}}{(\mathbf{X}_2 - \mathbf{X}_{1ret}) \cdot \mathbf{V}_2} = \frac{i c \sin(\theta)[\rho - a \cos(\theta)] - Rc \cos(\theta)}{-Rc} = \frac{\rho}{a}, \quad (83)$$

and for the advanced interaction

$$\frac{AB}{EF} = \frac{(\mathbf{X}_2 - \mathbf{X}_{1adv}) \cdot \mathbf{V}_{1adv}}{(\mathbf{X}_2 - \mathbf{X}_{1adv}) \cdot \mathbf{V}_2} = \frac{-i c \sin(\theta)[\rho - a \cos(\theta)] + Rc \cos(\theta)}{Rc} = \frac{\rho}{a}, \quad (84)$$

where we have used the fact that  $i \sin(\theta) = -R/a$ . We also notice that  $r/R = \rho/a$ , in full agreement with our conclusion from Appendix B, since  $r$  is the Coulombian radius to the test particle in the co-moving reference frame of the source particle, while  $R$  is the Coulombian radius to the (retarded or advanced) source particle in the proper reference frame of the test particle.

According to the mechanism described, in the reference frame  $K'$  that is co-moving with the retarded source particle at  $Q$ , the linear four-force density acting on the particle at  $P$  is

$$\mathbf{f}'_{ret} = \frac{-1}{s_o} \left( \frac{Qq \rho \vec{r}}{2r^2 a r}, i \frac{Qq \rho}{2r^2 a} \right). \quad (85)$$

What are the components of this linear four-force density in the reference frame  $K$  in which the field point and the center of the hyperbola are simultaneous? In the reference frame  $K'$  we have

$$\vec{QP} = \vec{QT} + \vec{TP} = (\vec{r}, ir), \quad (86)$$

while in the reference frame  $K$  we have

$$\vec{QP} = \vec{QM} + \vec{MP} = (\vec{R}, iR). \quad (87)$$

As a result, in the reference frame  $K$  we have

$$\mathbf{f}_{ret} = \frac{-1}{s_o} \left( \frac{Qq \rho \vec{R} R}{2r^2 a R r}, i \frac{Qq \rho R}{2r^2 a r} \right) = \frac{-1}{s_o} \left( \frac{Qq \vec{R}}{2r^2 R}, i \frac{Qq}{2r^2} \right). \quad (88)$$

In a similar manner we derive

$$\mathbf{f}_{adv} = \frac{-1}{s_o} \left( \frac{Qq \vec{R}}{2r^2 R}, -i \frac{Qq}{2r^2} \right). \quad (89)$$

The total linear four-force density becomes

$$\mathbf{f} = \mathbf{f}_{ret} + \mathbf{f}_{adv} = \frac{-1}{s_o} \left( \frac{Qq \vec{R}}{r^2 R}, 0 \right), \quad (90)$$

in full agreement with the classical result.

We notice that, in the proper reference frame of the test particle, in order for the four-force to be orthogonal to the four-velocity, we need the imaginary (temporal) components of the retarded and advanced linear four-force density to cancel each other. This happens for a source charge in hyperbolic motion, in the reference frame in which the field point and the center of the hyperbola are simultaneous, due to the symmetry of the configuration, but this may not happen in general for a source charge in random motion.

### 3.2 Test particle in motion

This time the four-velocity of the test particle at the position of the field point  $P$  is

$$\mathbf{V}_2 = (\gamma_2 \vec{v}_2, i\gamma_2 c). \quad (91)$$

The ratio of the corresponding segments is calculated according to the formula (118) from the Appendix. For the retarded interaction

$$\frac{AB}{CD} = \frac{(\mathbf{X}_2 - \mathbf{X}_{1ret}) \cdot \mathbf{V}_{1ret}}{(\mathbf{X}_2 - \mathbf{X}_{1ret}) \cdot \mathbf{V}_2} = \frac{\rho}{a \gamma_2 (1 - v_{2rad}/c)}, \quad (92)$$

and for the advanced interaction

$$\frac{AB}{EF} = \frac{(\mathbf{X}_2 - \mathbf{X}_{1adv}) \cdot \mathbf{V}_{1adv}}{(\mathbf{X}_2 - \mathbf{X}_{1adv}) \cdot \mathbf{V}_2} = \frac{\rho}{a \gamma_2 (1 + v_{2rad}/c)}, \quad (93)$$

where by definition  $v_{2rad} = \vec{v}_2 \cdot \vec{R}/R$ .

In the reference frame  $K$  the retarded linear four-force density becomes

$$\mathbf{f}_{ret} = \frac{-1}{s_o} \left( \frac{Qq}{2r^2} \frac{1}{\gamma_2 (1 - v_{2rad}/c)} \frac{\vec{R}}{R}, i \frac{Qq}{2r^2} \frac{1}{\gamma_2 (1 - v_{2rad}/c)} \right), \quad (94)$$

and the advanced linear four-force density becomes

$$\mathbf{f}_{adv} = \frac{-1}{s_o} \left( \frac{Qq}{2r^2} \frac{1}{\gamma_2 (1 + v_{2rad}/c)} \frac{\vec{R}}{R}, -i \frac{Qq}{2r^2} \frac{1}{\gamma_2 (1 + v_{2rad}/c)} \right). \quad (95)$$

The total linear four-force density becomes

$$\mathbf{f} = \mathbf{f}_{ret} + \mathbf{f}_{adv} = \frac{-1}{s_o} \left( \gamma_2 \frac{Qq}{r^2} \frac{\vec{R}}{R}, i \gamma_2 \frac{v_{2rad}}{c} \frac{Qq}{r^2} \right) \frac{1}{\gamma_2^2 (1 - v_{2rad}^2/c^2)}. \quad (96)$$

The corresponding four-force is perpendicular to the four-velocity of the test particle, and verifies the first part of equation (4).

We again notice that there is an extra factor

$$\Gamma_2 \equiv \frac{1}{\gamma_2^2 (1 - v_{2rad}^2/c^2)} = \frac{c^2 - v_2^2}{c^2 - v_{2rad}^2} \quad (97)$$

that makes our expression of the four-force a little bit different from what we expect from classical electrodynamics.

## 4 The invariant expression of the four-force

We are now ready to write down the general expression of the four-force in the reference frame  $K$  that is co-moving with the test particle at point  $A$ . Since we will write this expression in an explicitly Lorentz invariant form, the expression of the four-force will be equally valid in any inertial reference frame. Let  $K'$  be the reference frame that is co-moving with the retarded source particle at point  $C$ , and let  $K''$  be the reference frame that is co-moving with the advanced source particle at point  $E$ . As seen from Figure 9, the  $ict$  time axis is the tangent in point  $A$  to the worldline of the test particle, the  $ict'$  time axis is the tangent in point  $C$  to the worldline of the (retarded) source particle, and the  $ict''$  time axis is the tangent in point  $E$  to the worldline of the (advanced) source particle.

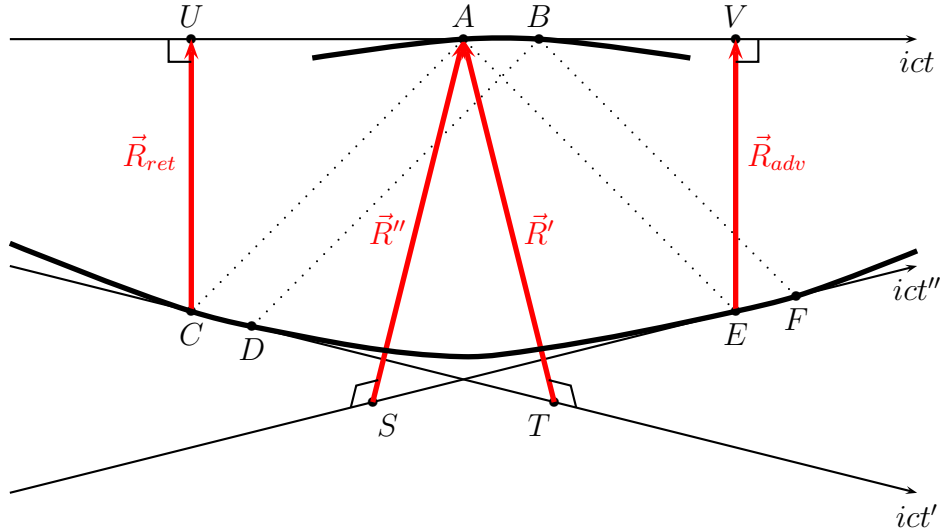


Figure 9: The test particle at  $AB$  interacts with the retarded source particle at  $CD$  and with the advanced source particle at  $EF$ . The three time axes are tangent to the worldlines in the points of contact.

From point  $A$  we draw a line perpendicular to line  $CD$ , which intersects it at point  $T$ . The length of segment  $TA$  is  $R'$ , and the length of segment  $CT$  is  $iR'$ . In the reference frame  $K'$  we have  $\vec{TA} = (R', 0)$ . From point  $C$  we draw a line perpendicular to line  $AB$ , which intersects it at point  $U$ . The length of segment  $UC$  is  $R_{ret}$ , and the length of segment  $UA$  is  $iR_{ret}$ . In the reference frame  $K$  we have  $\vec{CU} = (R_{ret}, 0)$ .

From point  $A$  we draw a line perpendicular to line  $EF$ , which intersects it at point  $S$ . The length of segment  $SA$  is  $R''$ , and the length of segment

$SE$  is  $iR''$ . In the reference frame  $K''$  we have  $\vec{SA} = (\vec{R}'', 0)$ . From point  $E$  we draw a line perpendicular to line  $AB$ , which intersects it at point  $V$ . The length of segment  $EV$  is  $R_{adv}$ , and the length of segment  $AV$  is  $iR_{adv}$ . In the reference frame  $K$  we have  $\vec{EV} = (\vec{R}_{adv}, 0)$ .

In the reference frame  $K'$  the retarded linear four-force density is

$$\mathbf{f}'_{ret} = \frac{-1}{s_o} \left( \frac{Qq}{2R'^2} \frac{\vec{R}' AB}{R' CD}, i \frac{Qq AB}{2R'^2 CD} \right), \quad (98)$$

and in the reference frame  $K$  the retarded linear four-force density is

$$\mathbf{f}_{ret} = \frac{-1}{s_o} \left( \frac{Qq}{2R'^2} \frac{\vec{R}_{ret} AB}{R_{ret} CD} \frac{R_{ret}}{R'}, i \frac{Qq AB R_{ret}}{2R'^2 CD R'} \right) = \frac{-1}{s_o} \left( \frac{Qq}{2R'^2} \frac{\vec{R}_{ret}}{R_{ret}}, i \frac{Qq}{2R'^2} \right), \quad (99)$$

where we have used formula (134) in order to simplify the expression.

In the reference frame  $K'$  we have

$$(\mathbf{X}_2 - \mathbf{X}_{1ret}) \cdot \mathbf{V}_{1ret} = (\vec{R}', iR') \cdot (\vec{0}, ic) = -R' c, \quad (100)$$

and in the reference frame  $K$  we have

$$(\mathbf{X}_2 - \mathbf{X}_{1ret}) \cdot \mathbf{V}_2 = (\vec{R}_{ret}, iR_{ret}) \cdot (\vec{0}, ic) = -R_{ret} c. \quad (101)$$

The Lorentz invariant expression of the retarded four-force becomes

$$\mathbf{F}_{ret} = \frac{Qq}{2R'^2 R_{ret}} (\vec{R}_{ret}, iR_{ret}) = \frac{-Qq c^3 (\mathbf{X}_2 - \mathbf{X}_{1ret})}{2 [(\mathbf{X}_2 - \mathbf{X}_{1ret}) \cdot \mathbf{V}_{1ret}]^2 (\mathbf{X}_2 - \mathbf{X}_{1ret}) \cdot \mathbf{V}_2}. \quad (102)$$

In the reference frame  $K''$  the advanced linear four-force density is

$$\mathbf{f}''_{adv} = \frac{-1}{s_o} \left( \frac{Qq}{2R''^2} \frac{\vec{R}'' AB}{R'' EF}, -i \frac{Qq AB}{2R''^2 EF} \right), \quad (103)$$

and in the reference frame  $K$  the advanced linear four-force density is

$$\mathbf{f}_{adv} = \frac{-1}{s_o} \left( \frac{Qq}{2R''^2} \frac{\vec{R}_{adv} AB}{R_{adv} EF} \frac{R_{adv}}{R''}, -i \frac{Qq AB R_{adv}}{2R''^2 EF R''} \right) = \frac{-1}{s_o} \left( \frac{Qq}{2R''^2} \frac{\vec{R}_{adv}}{R_{adv}}, -i \frac{Qq}{2R''^2} \right), \quad (104)$$

where we have used formula (134) in order to simplify the expression.

In the reference frame  $K''$  we have

$$(\mathbf{X}_2 - \mathbf{X}_{1adv}) \cdot \mathbf{V}_{1adv} = (\vec{R}'', -iR'') \cdot (\vec{0}, ic) = R'' c, \quad (105)$$

and in the reference frame  $K$  we have

$$(\mathbf{X}_2 - \mathbf{X}_{1adv}) \cdot \mathbf{V}_2 = (\vec{R}_{adv}, -iR_{adv}) \cdot (\vec{0}, ic) = R_{adv} c. \quad (106)$$

The Lorentz invariant expression of the advanced four-force becomes

$$\mathbf{F}_{adv} = \frac{Qq}{2R'^2 R_{adv}} (\vec{R}_{adv}, -iR_{adv}) = \frac{Qq c^3 (\mathbf{X}_2 - \mathbf{X}_{1adv})}{2 [(\mathbf{X}_2 - \mathbf{X}_{1adv}) \cdot \mathbf{V}_{1adv}]^2 (\mathbf{X}_2 - \mathbf{X}_{1adv}) \cdot \mathbf{V}_2}. \quad (107)$$

Adding the two contributions we obtain the total four-force

$$\mathbf{F} = \mathbf{F}_{ret} + \mathbf{F}_{adv} = \frac{-Qq c^3 (\mathbf{X}_2 - \mathbf{X}_{1ret})}{2 [(\mathbf{X}_2 - \mathbf{X}_{1ret}) \cdot \mathbf{V}_{1ret}]^2 (\mathbf{X}_2 - \mathbf{X}_{1ret}) \cdot \mathbf{V}_2} + \frac{Qq c^3 (\mathbf{X}_2 - \mathbf{X}_{1adv})}{2 [(\mathbf{X}_2 - \mathbf{X}_{1adv}) \cdot \mathbf{V}_{1adv}]^2 (\mathbf{X}_2 - \mathbf{X}_{1adv}) \cdot \mathbf{V}_2}. \quad (108)$$

Our expression (108) of the total four-force is closely related to the electrostatic (“elektrostatischen”) four-force of Fokker [9], which is [14]

$$\mathbf{F} = \mathbf{F}_{ret} + \mathbf{F}_{adv} = \frac{-Qq (\mathbf{V}_2 \cdot \mathbf{V}_{1ret})^2 (\mathbf{X}_2 - \mathbf{X}_{1ret})}{2c [(\mathbf{X}_2 - \mathbf{X}_{1ret}) \cdot \mathbf{V}_{1ret}]^2 (\mathbf{X}_2 - \mathbf{X}_{1ret}) \cdot \mathbf{V}_2} + \frac{Qq (\mathbf{V}_2 \cdot \mathbf{V}_{1adv})^2 (\mathbf{X}_2 - \mathbf{X}_{1adv})}{2c [(\mathbf{X}_2 - \mathbf{X}_{1adv}) \cdot \mathbf{V}_{1adv}]^2 (\mathbf{X}_2 - \mathbf{X}_{1adv}) \cdot \mathbf{V}_2}. \quad (109)$$

We can get formula (108) from formula (109) if we replace  $(\mathbf{V}_2 \cdot \mathbf{V}_1)^2$  with  $\mathbf{V}_2^2 \mathbf{V}_1^2 = c^4$ . For this reason it would be interesting to see what happens when the scalar product  $\mathbf{V}_2 \cdot \mathbf{V}_1$  in Fokker’s electrodynamic action [10, 12] is replaced with  $|\mathbf{V}_2| |\mathbf{V}_1|$ . Since  $\mathbf{V}_2 \cdot \mathbf{V}_1 = |\mathbf{V}_2| |\mathbf{V}_1| \cos(\theta)$ , where  $\theta$  is the angle between the four-velocities, we are justified in making this substitution whenever the two four-velocities are parallel, or whenever the relative velocities of the two particles are very small. This condition is also assumed true in Synge’s theory [6, 7]. With this substitution Fokker’s action, written with a metric tensor of signature  $(+, -, -, -)$

$$W_F = - \sum_A \int m_{AC} \sqrt{dx_{A\alpha} dx_A^\alpha} - \sum_A \sum_{B>A} \frac{q_A q_B}{c} \int \int \delta((x_{A\beta} - x_{B\beta})(x_A^\beta - x_B^\beta)) dx_{A\alpha} dx_B^\alpha, \quad (110)$$

becomes

$$W_G = - \sum_A \int m_{AC} \sqrt{dx_{A\alpha} dx_A^\alpha} - \sum_A \sum_{B>A} \frac{q_A q_B}{c} \int \int \delta((x_{A\beta} - x_{B\beta})(x_A^\beta - x_B^\beta)) \sqrt{dx_{A\alpha} dx_A^\alpha} \sqrt{dx_{B\gamma} dx_B^\gamma}. \quad (111)$$

## 5 Concluding remarks

This is the third manuscript in which we have investigated a time symmetric action-at-a-distance theory of electrodynamic interaction. Some of the assumptions put forward in the first manuscript [3] have been proven wrong, and they have been replaced with different assumptions in the second manuscript [14]. In the newest formulation our theory is based on two postulates.

Postulate I. The interaction is time symmetric, with the retarded and the advanced parts on equal footing. The retarded and the advanced four-forces (the exchanges in four-momentum) are parallel to the displacement four-vector connecting the two interacting particles. This means that in our theory we implement “the parallel condition” [5, 4].

Postulate II. The interaction takes place between worldline segments of infinitesimal length, whose end points are connected by light signals. In the reference frame in which the source particle is at rest, the linear four-force density acting on the test particle is proportional to the product of the Coulombian electrostatic force with the ratio of the length of the infinitesimal segment on the worldline of the test particle to the length of the infinitesimal segment on the worldline of the source particle. This means that in our theory we take into consideration “the thickness of the light-cone” [18, 8].

In the present work some new geometrical and algebraic derivations are presented, with the goal of making the overall exposition clearer. The action and reaction principle, proven to work in a particular situation in [14], is here demonstrated in a general situation. We have also derived the Lorentz invariant expression of our electrodynamic four-force. This proposed four-force (108) matches with a very good approximation, or even exactly (when the relative velocity has the radial direction), the classical expression of the electrodynamic four-force.

The remarkable fact about our electrodynamic four-force (108) is that it does not depend on the acceleration of the source particle. However, the classical expression of the four-force [17] shows an explicit dependence on the retarded four-acceleration of the source particle. How can we reconcile these results? We have to remember that the classical calculation is based on the retarded Liénard-Wiechert four-potential. For a source particle at rest, in uniform motion, or in hyperbolic motion, the advanced four-potential is equal to the retarded four-potential. By assuming that the higher derivatives of the retarded position four-vector of the source particle (the derivative of the four-acceleration, etc.) make no contribution to the retarded Liénard-Wiechert electromagnetic field tensor, we are able to replace the advanced part of the electrodynamic four-potential with the corresponding retarded part. In a



subsequent step of the calculation the four-acceleration of the retarded source particle shows up when the electromagnetic field tensor is calculated from the retarded four-potential. What would we have to do if the higher derivatives of the retarded position four-vector could not be ignored? In such a situation we could write the advanced position four-vector and the advanced four-velocity of the source particle in (108) as Taylor series expansions around the retarded position four-vector of the source particle, thus bringing into the expression of the four-force not only the retarded four-acceleration of the source particle, but also the higher derivatives. These extra terms, however, have negligible contributions in all practical experimental situations investigated in classical electrodynamics.

## Appendix A. Ratio of corresponding segments

Consider two points connected by a light signal, point  $C$  on the worldline of particle 1, with position four-vector  $\mathbf{X}_1$ , and point  $A$  on the worldline of particle 2, with position four-vector  $\mathbf{X}_2$ . Consider two other points, also connected by a light signal, and infinitely close to the first two points, point  $D$  on the worldline of particle 1, with position four-vector  $\mathbf{X}_1 + d\mathbf{X}_1$ , and point  $B$  on the worldline of particle 2, with position four-vector  $\mathbf{X}_2 + d\mathbf{X}_2$ . We know that

$$\overrightarrow{AC} \cdot \overrightarrow{AC} = (\mathbf{X}_1 - \mathbf{X}_2) \cdot (\mathbf{X}_1 - \mathbf{X}_2) = 0, \quad (112)$$

and that

$$\overrightarrow{BD} \cdot \overrightarrow{BD} = (\mathbf{X}_1 + d\mathbf{X}_1 - \mathbf{X}_2 - d\mathbf{X}_2) \cdot (\mathbf{X}_1 + d\mathbf{X}_1 - \mathbf{X}_2 - d\mathbf{X}_2) = 0. \quad (113)$$

By rearranging terms in the last equation, we have

$$((\mathbf{X}_1 - \mathbf{X}_2) + (d\mathbf{X}_1 - d\mathbf{X}_2)) \cdot ((\mathbf{X}_1 - \mathbf{X}_2) + (d\mathbf{X}_1 - d\mathbf{X}_2)) = 0. \quad (114)$$

By expanding the scalar product, we obtain

$$(\mathbf{X}_1 - \mathbf{X}_2) \cdot (\mathbf{X}_1 - \mathbf{X}_2) + 2(\mathbf{X}_1 - \mathbf{X}_2) \cdot (d\mathbf{X}_1 - d\mathbf{X}_2) + (d\mathbf{X}_1 - d\mathbf{X}_2) \cdot (d\mathbf{X}_1 - d\mathbf{X}_2) = 0. \quad (115)$$

To first order in the infinitesimals we have

$$(\mathbf{X}_1 - \mathbf{X}_2) \cdot (d\mathbf{X}_1 - d\mathbf{X}_2) = 0, \quad (116)$$

an equation that we can also write as

$$(\mathbf{X}_1 - \mathbf{X}_2) \cdot d\mathbf{X}_1 = (\mathbf{X}_1 - \mathbf{X}_2) \cdot d\mathbf{X}_2. \quad (117)$$

With the substitutions  $d\mathbf{X}_1 = \mathbf{V}_1 d\tau_1$  and  $d\mathbf{X}_2 = \mathbf{V}_2 d\tau_2$ , where  $\mathbf{V}_1$  is the four-velocity of particle 1 at point  $C$  and  $\mathbf{V}_2$  is the four-velocity of particle 2 at point  $A$ , the ratio of the two infinitesimal segments, connected by light signals at both ends, becomes [15]

$$\frac{AB}{CD} = \frac{ic d\tau_2}{ic d\tau_1} = \frac{(\mathbf{X}_1 - \mathbf{X}_2) \cdot \mathbf{V}_1}{(\mathbf{X}_1 - \mathbf{X}_2) \cdot \mathbf{V}_2} = \frac{(\mathbf{X}_2 - \mathbf{X}_1) \cdot \mathbf{V}_1}{(\mathbf{X}_2 - \mathbf{X}_1) \cdot \mathbf{V}_2}. \quad (118)$$

We notice that this formula applies regardless of the temporal ordering of the two corresponding segments.

## Appendix B. Ratio of Coulombian radii

We consider the two particles from Appendix A, and we assume that segment  $CD$  is in the past of segment  $AB$ . From point  $A$  we draw a line perpendicular to line  $CD$ , which intersects it at point  $T$ . The length of segment  $TA$  is  $R$ , and the length of segment  $CT$  is  $iR$ . From point  $C$  we draw a line perpendicular to line  $AB$ , which intersects it at point  $U$ . The length of segment  $UC$  is  $R'$ , and the length of segment  $UA$  is  $iR'$ . This situation is represented graphically in Fig. 10.

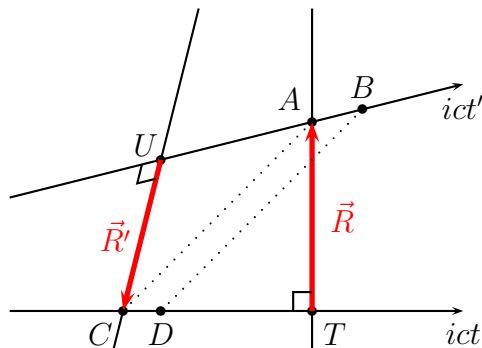


Figure 10: Even for corresponding segments  $AB$  and  $CD$  that are not in the same Minkowski plane, the relationship  $AB/CD = R/R'$  still holds.

Let  $K$  be a reference frame in which particle  $CD$  is instantaneously at rest at the origin, defined up to a rotation in its 3D Euclidean space. In this

reference frame

$$\mathbf{X}_2 - \mathbf{X}_1 = \overrightarrow{CA} = \overrightarrow{CT} + \overrightarrow{TA} = (\vec{0}, iR) + (\vec{R}, 0) = (\vec{R}, iR), \quad (119)$$

$$\mathbf{V}_1 = (\vec{0}, ic), \quad (120)$$

$$\mathbf{V}_2 = (\gamma_2 \vec{v}_2, i\gamma_2 c), \quad (121)$$

$$(122)$$

where  $\gamma_2 \equiv \gamma(v_2) = 1/\sqrt{1 - v_2^2/c^2}$ . We calculate the scalar products

$$(\mathbf{X}_2 - \mathbf{X}_1) \cdot \mathbf{V}_1 = -Rc, \quad (123)$$

$$(\mathbf{X}_2 - \mathbf{X}_1) \cdot \mathbf{V}_2 = \gamma_2 \vec{v}_2 \cdot \vec{R} - \gamma_2 Rc, \quad (124)$$

$$\mathbf{V}_1 \cdot \mathbf{V}_2 = -\gamma_2 c^2. \quad (125)$$

Let  $K'$  be a reference frame in which particle  $AB$  is instantaneously at rest at the origin, defined up to a rotation in its 3D Euclidean space. In this reference frame

$$\mathbf{X}_2 - \mathbf{X}_1 = \overrightarrow{CA} = \overrightarrow{CU} + \overrightarrow{UA} = (-\vec{R}', 0) + (\vec{0}, iR') = (-\vec{R}', iR'), \quad (126)$$

$$\mathbf{V}_1 = (\gamma'_1 \vec{v}'_1, i\gamma'_1 c), \quad (127)$$

$$\mathbf{V}_2 = (\vec{0}, ic), \quad (128)$$

$$(129)$$

where  $\gamma'_1 \equiv \gamma(v'_1) = 1/\sqrt{1 - v'^2_1/c^2}$ . We calculate the scalar products

$$(\mathbf{X}_2 - \mathbf{X}_1) \cdot \mathbf{V}_1 = -\gamma'_1 \vec{v}'_1 \cdot \vec{R}' - \gamma'_1 R'c, \quad (130)$$

$$(\mathbf{X}_2 - \mathbf{X}_1) \cdot \mathbf{V}_2 = -R'c, \quad (131)$$

$$\mathbf{V}_1 \cdot \mathbf{V}_2 = -\gamma'_1 c^2. \quad (132)$$

Since the scalar products are Lorentz invariant, it follows that, in any reference frame, we have

$$\frac{R}{R'} = \frac{(\mathbf{X}_2 - \mathbf{X}_1) \cdot \mathbf{V}_1}{(\mathbf{X}_2 - \mathbf{X}_1) \cdot \mathbf{V}_2}. \quad (133)$$

Together with equation (118), we conclude that

$$\frac{AB}{CD} = \frac{R}{R'}, \quad (134)$$

an equation that is related to the surface area of  $ABDC$ , which, up to the first order in the infinitesimals, is equal to  $AB \times R' = CD \times R$ .

When segment  $CD$  is in the future of segment  $AB$ ,  $\mathbf{X}_2 - \mathbf{X}_1 = (\vec{R}, -iR)$  in reference frame  $K$ ,  $\mathbf{X}_2 - \mathbf{X}_1 = (-\vec{R}', -iR')$  in reference frame  $K'$ , and the same result (133) is derived.

## Appendix C. Formulas for the radial velocities

Since the scalar products from Appendix B are Lorentz invariant, we have

$$-Rc = -\gamma'_1 \vec{v}'_1 \cdot \vec{R}' - \gamma'_1 R' c, \quad (135)$$

$$\gamma_2 \vec{v}_2 \cdot \vec{R} - \gamma_2 R c = -R' c, \quad (136)$$

$$\gamma_2 = \gamma'_1. \quad (137)$$

From equation (137) we see that  $v_2^2 = v_1'^2 \equiv v^2$ . In the particular case when  $\vec{v}'_1 = -\vec{v}_2$ , the two inertial reference frames  $K$  and  $K'$  are linked by a Lorentz boost and its inverse transformation.

From equation (136) we get the radial component of the velocity of particle 2, as seen in reference frame  $K$ .

$$v_{2rad} = \frac{\vec{v}_2 \cdot \vec{R}}{R} = \left(1 - \frac{R'}{\gamma_2 R}\right) c. \quad (138)$$

From equation (135) we get the radial component of the velocity of particle 1, as seen in reference frame  $K'$ .

$$v'_{1rad} = \frac{\vec{v}'_1 \cdot \vec{R}'}{R'} = \left(-1 + \frac{R}{\gamma'_1 R'}\right) c. \quad (139)$$

From equation (138) we write

$$\frac{R'}{R} = \left(1 - \frac{v_{2rad}}{c}\right) \gamma, \quad (140)$$

and from equation (139) we write

$$\frac{R}{R'} = \left(1 + \frac{v'_{1rad}}{c}\right) \gamma, \quad (141)$$

where  $\gamma$  is the common value seen in equation (137). Due to equation (134), we see that equation (140) is the same as equation (13), and that equation (139) is the same as equation (14). By multiplying the above two equations we obtain

$$\left(1 - \frac{v_{2rad}}{c}\right) \left(1 + \frac{v'_{1rad}}{c}\right) = \frac{1}{\gamma^2}. \quad (142)$$

Is it possible for the two radial velocities  $v_{2rad}$  and  $v'_{1rad}$  to be equal? If  $v_{2rad} = v'_{1rad} \equiv v_{rad}$ , then from equation (142) it follows that  $v_{rad}^2 = v^2$ , which means that the relative velocity of one particle with respect to the other must have a radial direction.

## References

- [1] Hermann Minkowski, *Space and Time, Minkowski's Papers on Relativity*, (Minkowski Institute Press, Montreal, 2012), 40.
- [2] Călin Galeriu, “Addition of velocities and electromagnetic interaction: geometrical derivations using 3D Minkowski diagrams”, *Apeiron* **10**, 1 (2003).
- [3] Călin Galeriu, “Time-Symmetric Action-at-a-Distance Electrodynamics and the Structure of Space-Time”, *Physics Essays* **13**, 597 (2000).
- [4] Gen Yoneda, “Action and reaction in special relativity”, *Eur. J. Phys* **15** (3), 126 (1994).
- [5] A. D. Fokker, *Time and Space, Weight and Inertia* (Pergamon, Oxford, 1965), 101.
- [6] J. L. Synge, *Relativity: The Special Theory*, (North-Holland, Amsterdam, 1956), 211 and 254.
- [7] J. L. Synge, “Angular Momentum, Mass-Center and the Inverse Square Law in Special Relativity”, *Phys. Rev.* **47**, 760 (1935).
- [8] Kevin Brown, *Physics in Space and Time*, (Lulu Press, Research Triangle, 2015), 169 and 228.
- [9] A. D. Fokker, “Ein invarianter Variationsatz für die Bewegung mehrerer elektrischer Massenteilchen.”, *Z. Phys.* **58**, 386 (1929).
- [10] John A. Wheeler and Richard P. Feynman, “Classical Electrodynamics in Terms of Direct Interparticle Action”, *Rev. Mod. Phys.* **21**, 425 (1949).
- [11] M. Amaku, F. A. B. Coutinho, O. Éboli, and E. Massad, “Some problems with the use of the Dirac delta function I: What is the value of  $\int_0^\infty \delta(x) dx$ ?”, *Rev. Bras. Ens. Fis.* **43**, e20210132 (2021).
- [12] Călin Galeriu, “The algebraic origin of the Doppler factor in the Liénard-Wiechert potentials”, *Eur. J. Phys.* **44**, 035203 (2023).
- [13] Olivier Costa de Beauregard, “Dynamique relativiste des n points et statique classique des n fils”, *Comptes rendus de l'Académie des Sciences* **237**, 1395 (1953).
- [14] Călin Galeriu, “Electric charge in hyperbolic motion: arcane geometrical aspects”, arXiv:1712.02213 [physics.gen-ph] (2017).

- [15] Colin LaMont, “Relativistic Direct Interaction Electrodynamics: Theory and Computation”, (B.A. Thesis, Reed College, Oregon, 2011), 39.
- [16] Călin Galeriu, “An Introduction to Minkowski Space”, *Mathematical Spectrum* **36**, 5 (2003).
- [17] Călin Galeriu, “Electric charge in hyperbolic motion: the early history”, *Arch. Hist. Exact Sci.* **71**, 363 (2017).
- [18] Nicholas Wheeler, Electrodynamics lecture notes, chapter 6. <http://www.reed.edu/physics/faculty/wheeler/documents/Electrodynamics/Class%20Notes/Chapter%206.pdf>