

Advances in practical k -mer sets: essentials for the curious

Camille Marchet ¹

¹ UMR9189 CRIStAL, Univ Lille, CNRS, Centrale, F-59000 Lille, France
camille.marchet@univ-lille.fr

Abstract

This paper provides a comprehensive survey of data structures for representing k -mer sets, which are fundamental in high-throughput sequencing analysis. It categorizes the methods into two main strategies: those using fingerprinting and hashing for compact storage, and those leveraging lexicographic properties for efficient representation. The paper reviews key operations supported by these structures, such as membership queries and dynamic updates, and highlights recent advancements in memory efficiency and query speed. A companion paper explores colored k -mer sets, which extend these concepts to integrate multiple datasets or genomes.

1 Introduction

In the era of high-throughput sequencing, string algorithms are indispensable tools for the analysis of biological data. Sequencing technologies generate massive amounts of data by extracting numerous reads—short substrings of DNA or RNA from biological samples. These reads, which range in length from 50 to several thousand characters, are often subject to errors, making the analysis of sequencing data a complex problem. Central to this analysis is the task of string matching, where short, fixed-length substrings known as k -mers, are identified and analyzed. Over the past decade, k -mer-based methods have gained significant popularity due to their scalability and simplicity. These methods have been successfully applied across various biological domains, including genome [Bankevich et al. (2012)] and transcriptome assembly [Bushmanova et al. (2019)], transcript expression quantification [Patro et al. (2017a)], metagenomic classification [Wood and Salzberg (2014)], and genotyping [Iqbal et al. (2012); Krannich et al. (2022)]. Emerging applications include antibiotic resistance surveillance and detection [Marini et al. (2022); Bonin et al. (2023)], and the curation k -mer signatures catalogs for cancer or other illnesses [Nguyen et al. (2021); Riquier et al. (2021)].

A key challenge in k -mer-based methods is the efficient storage and querying of the vast sets of k -mers generated from sequencing data. As datasets grow in size and complexity, minimizing the storage requirements and query times for k -mer sets has become a crucial area of research. A previous work [Chikhi et al. (2019)] provides a complete mathematical analysis of k -mer sets with space and time lower bounds. In this paper, I present a more broadly accessible survey of data structures designed for indexing k -mers, focusing on data-structures that have been used in practice. I categorize these structures and draw connections between them. I intentionally omit detailed discussions of their applications to specific biological problems, as this is the purpose of a companion article [Marchet (2024)]. Instead, I provide a high-level overview of the data structures themselves, offering insights into their underlying principles and practical implementations.

2 Preliminaries

2.1 De Bruijn graphs

In this paper, we consider a common definition of the de Bruijn graph in which distinct k -mers (words of size k) extracted from the sequences to be indexed are nodes (node-centric definition). More precisely, k -mers and their reverse complements are represented by the same node (the graph is called bi-directed, see Figure 1). This bi-directed definition is particularly convenient to build graphs from the general case of non-stranded sequencing data. The convention that the smallest k -mer (e.g. lexicographically) is considered the forward k -mer and the other is its reverse complement. Directed edges are drawn between nodes sharing $k-1$ exact overlaps on their forward or reverse representation. Other definitions of de Bruijn graph exists, with forward and reverse k -mer separated, or k -mers on edges [Rahman and Medvedev (2022)].

k -mer set: {ATAA, TAAC, AACA, AAAC, ACAA, CAAT, AATT, ATTG, CCAT, CATT, ACAC, CACA}

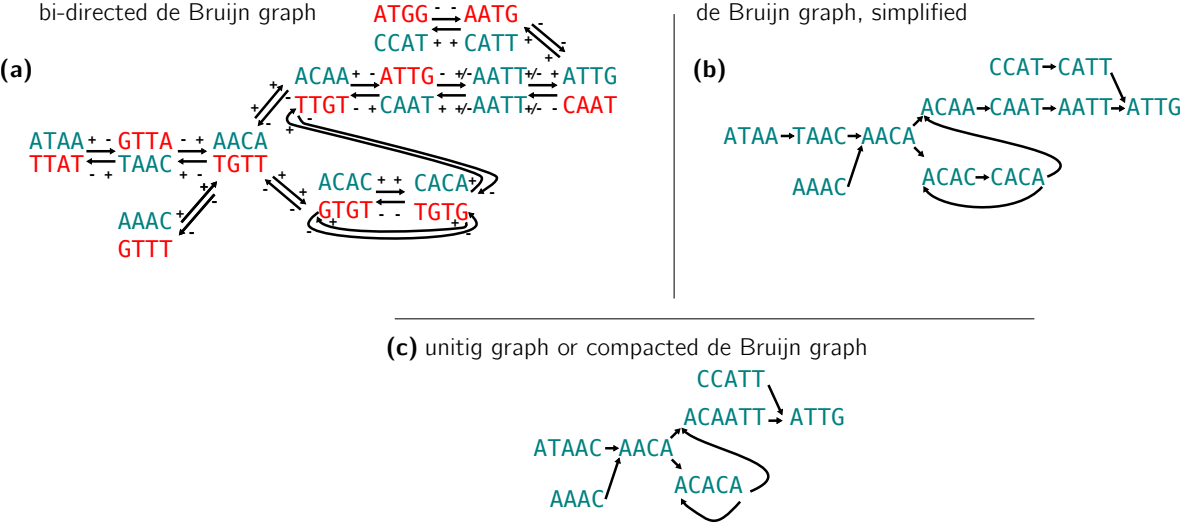


Figure 1: Top of the figure: the k -mer set that is represented by the de Bruijn graphs. (a) A bi-directed de Bruijn graph. Forward k -mers are in blue, reverse in red. (+,+) edges indicate an overlap between forward and forward k -mers, (-,-) are edges between reverse and reverse k -mers. (+,-) and (-,+) denote forward-reverse and reverse-forward nodes. I draw the reader’s attention on the +/- symbols on some edges. This happens because they connect to and from a k -mer whose forward and reverse complement sequences are the same. This is one of the numerous edge case that must be taken care of when implementing de Bruijn graphs. (b) The simplified version that shows only one occurrence in the (forward, reverse) pairs, that is used in examples of this manuscripts. (c) The same graph but whose k -mers have been compacted in a unitig graph.

De Bruijn graphs are a scalable tool adapted for assembly since the advent of high-throughput short reads. They offer at most four possibilities (A, C, G, T) as the next nucleotide when assembling a contig, making graph construction and traversal feasible even for high coverages with respect to the size of genomes. But aside from assembly, de Bruijn graphs have general properties that are relevant for indexing datasets and genomes.

First, any set of distinct k -mers implicitly forms a de Bruijn graph since $k-1$ overlaps can be deduced from k -mers. De Bruijn graphs preserve the structure of the original sequence to some extent (hence facilitating genome and transcriptome assembly), which makes them highlight recognizable patterns of variants and enable error filtering through k -mer abundance and specific topological patterns. I recommend reading more k -mer key techniques reviewed in Jenike et al. (2024), with a focus on using k -mer set profiles

for genome analysis.

Additionally, de Bruijn graphs allow the construction of shorter strings than simple concatenations of k -mers, which can be used to encode k -mer sets with fewer bits (reviewed in subsection 4.1). Perhaps the most well-known example is unitigs. A unitig is a stretch of DNA that is supposed to be unambiguous in the graph - meaning there are no branches in the path when connecting one k -mer to the next (see (c) in Figure 1). Compare for instance the number of symbols needed for the unitig ACAATT to the concatenation of its k -mers: ACAA|CAAT|AATT.

In the following, I review the different techniques practically utilised to represents sets of k -mers, or de Bruijn graphs for a single dataset. I spend much tome on k -mer tools whose main purpose is to count k -mers, such as KMC2/3 [Deorowicz et al. (2015); Kokot et al. (2017)] or Jellyfish [Marcais and Kingsford (2012)]. They are quite often used as preliminary method for set representations reviewed here. I also omit some of the methods developed and embedded within genome assemblers and focus on standalone tools. Colored de Bruijn graphs, introduced in Iqbal et al. (2012), integrate multiple genomes or samples into a single structure, factorizing common parts and highlighting differences. Because they justify their own developments, I review them in a companion paper [Marchet (2024)].

3 Overview of k -mer sets

The plethora of methods for representing k -mer sets, each with slight variations, can be overwhelming for newcomers or researchers looking to utilize these methods in their analyses. Many tools incorporate other tools in their algorithms or implementations, creating a nested structure that complicates navigation. The goal of this section is to provide clarity by categorizing these methods to some extent, recognizing that such categorizations may not perfectly reflect reality but can help structure a coherent view (Figure 2). Key observations include that some methods make direct use of k -mer seen as lexicographic units, while others rely on k -mers as integers.

3.1 Operations

Membership queries A fundamental operation is checking the presence or absence of a given k -mer in the indexed collection. This is supported by all methods, with varying query times. Filter-based approaches can have false positives (thus called approximate membership queries), while other methods provide exact membership queries.

In terms of performance, the reviewed methods exhibit a range of time and space trade-offs.

Cache locality is often part of the discussion in modern methods, as it is crucial for optimizing program performance, especially when working with large datasets. It aims at maximizing the probability that for a given set of bits, the likely next accessed bits are close in the processor's cache. This minimizes delays and maximizes processing speed. Methods that have better cache locality often outperform others in practical scenarios, in particular when consecutive k -mers are queried (sometimes called batch queries, as opposed to single queries).

Navigation Some structures also enable navigating the de Bruijn graph induced by the k -mer set, allowing to find adjacent k -mers and traverse the graph. This is particularly useful for assembly or variant detection applications. According to the structure design, navigational queries can be cheaper than membership queries.

Ranking Some methods support ranking k -mers, for example to find the k -mer at a given position in the lexicographic ordering of the k -mer set.

Set operations Operations like set union, intersection, and difference have been implemented in a few recent methods, enabling complex queries across multiple datasets.

Dynamic updates While most methods are static, requiring a full rebuild upon changes in the k -mer set, a few dynamic structures allow efficient insertion and, more rarely, deletion of k -mers.

Count k -mers Methods have been developed especially for this task, as this is an essential pre-processing to many pipelines. Counts can be approximate or exact.

3.2 Landscape of practical k -mer sets

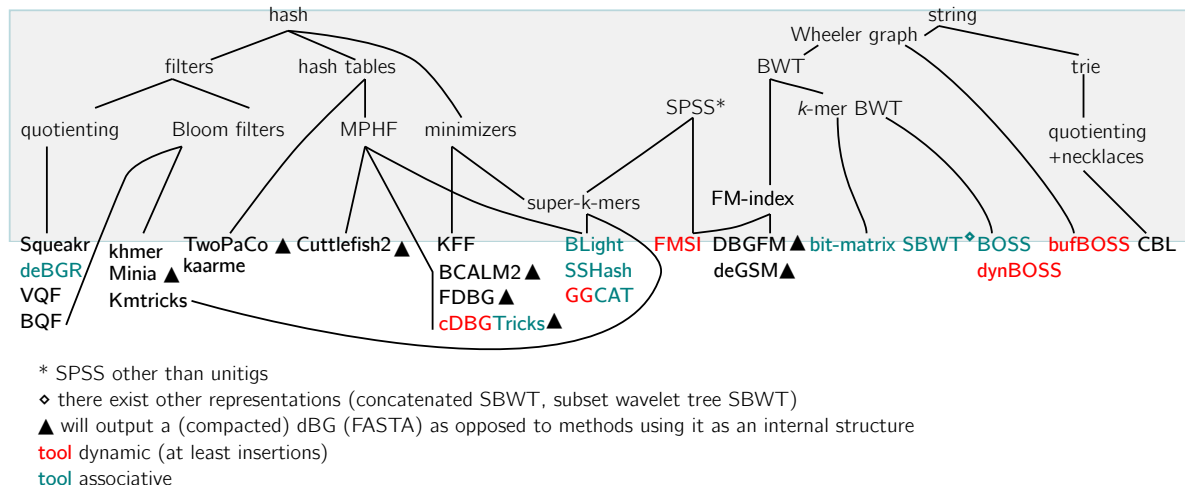


Figure 2: Landscape of k -mer sets, starting from internal representation of k -mers based on strings or hashes. Tools to build (compacted) de Bruijn graphs (triangle) build the graph or unitigs from an input k -mer set and frequently output them in a FASTA format. K -mer sets allowing insertions (red), and sometimes deletions and set operations on an input k -mer set. Associative structures (blue) allow to pair k -mers with pieces of information, three of them are information specific: BQF, deBGR and Squeakr associate k -mers to count. The others are generalist k -mer dictionaries.

We know the worst-case lower bound for representing a set of k -mers in a membership structure, under the assumption that k -mers are drawn from a uniform distribution, given by information theory [Conway and Bromage (2011)]: $\#bits = \log_2 \binom{4^k}{n}$, with n the number of k -mers in the set. Representing all canonical 31-mers from a human genome would require approximately 15 GB. We will see that this lower bound tells actually not much, as it is often beaten by specialized structures. Another bound has been set of structures that allow only navigational queries can go lower, down to 3.24 bits/ k -mer [Chikhi et al. (2014)].

Strategies leveraging lexicographic context or redundancy of consecutive k -mers (reviewed in section 4) try to make the most of the data specificity: k -mers are extracted from a structured, non-random genomic context, sequencing data can contain a lot of redundancy and repeats.

Leverage string properties: example

For instance, consider the string ACTGAGCTGAGCTGA, which contains 7 5-mers. I chose it voluntarily redundant for the sake of the example. Applying a lexicographic transform on the string can change it into AG\$GGGGATTTAACCC (a dummy \$ exists for technical reasons). AG\$GGGGATTTAACCC has convenient runs of characters that can be further compressed, intuitively: AG\$(G,4)A(T,3)(A,2)(C,3).

Another way to reach a more compact representations uses the k -mer redundancy, as in the former unig construction example: ACAA|CAAT|AATT \rightarrow ACAATT.

In the second case, integer fingerprints can be stored instead of k -mers (reviewed in section 5). Fingerprints refer to compact, integer representations of k -mers. When a k -mer is added to the structure, its fingerprint (often a hash) is stored instead of the full k -mer. Lossy fingerprints (carrying less information than needed to retrieve the original k -mer) are one source of false positives, but represent a gain in bits per k -mer in the structure.

Fingerprints: example

Consider the k -mer ATGGC. The most straightforward, lossless, fingerprint is its binary encoding using the property that we can write A \rightarrow 00, C \rightarrow 01, G \rightarrow 10, T \rightarrow 11. It is therefore encoded on 2×5 bits as 0011101001, or as the integer 489. Consider the k -mer AGGGC, we obtain 0010101001 with an expected redundancy in the notation.

Fingerprints based on hashing have different properties and aim at 1-uniformity across the integer space and 2-determinism. ATGGC and AGGGC will likely be associated to very different values. We can also use lossy fingerprints to save space, for instance on 8 bits, and obtain for instance ATGGC \rightarrow 00100001 and AGGGC \rightarrow 01100000.

Associativity (creating structures associating k -mer/value) can be achieved below the lower bound, costs fluctuate with input data structure, relying on the dataset's characteristics to optimize space. They rely on dictionary structure (key,value pairs structures with the k -mer as keys), or on structures that can associate k -mers using their ranks.

Another source of difference in the methods is that many methods are static, computed on a specific set and requiring a complete rebuild for any changes, a strategy achieving extremely low memory footprints. The possibility to add or remove k -mers without false positives is still rare, but available [Martayan et al. (2024); Sladký et al. (2024); Hannoush et al. (2024); Alipanahi et al. (2021); Alanko et al. (2021)], albeit at higher costs than the most recent structures. In a different approach, some methods allow updates at the price of a proportion of false positives when queried, which can be manageable with large datasets (reviewed in subsection 5.1.1).

Query performance is another critical aspect, that can benefit too from observations on the data specificity, notably by fitting the computer's cache size with k -mers that are likely to be queried altogether. The quickest methods, e.g. [Pibiri (2022)], query k -mers in a few hundreds of nanoseconds.

4 K-mers as strings

The methods reviewed in this subsection try and find some types of character redundancies in the k -mers in order to represent the k -mer space using less space.

4.1 Spectrum preserving string sets (SPSS)

For what matters in this article, *spectrum preserving string sets* have a confusing name. The goal of the techniques I review here is to encode a k -mer set within a string set. Indeed, methods constructing these sets usually do not preserve spectrum (k -mers with frequency), but only the k -mer set. I'd rather call them *set preserving string sets*¹ if I had a choice.

De Bruijn graphs allow constructing strings shorter than concatenated k -mers, enabling more compact k -mer set encoding. These string sets, have been formalized for k -mers by [Rahman and Medvedev \(2021\)](#), although they appeared earlier in Břinda's work [[Břinda \(2016\)](#)]. Given a k -mer input, a spectrum preserving string set is a plain text representation from which all initial k -mers and nothing else can be spelled (Figure 3).

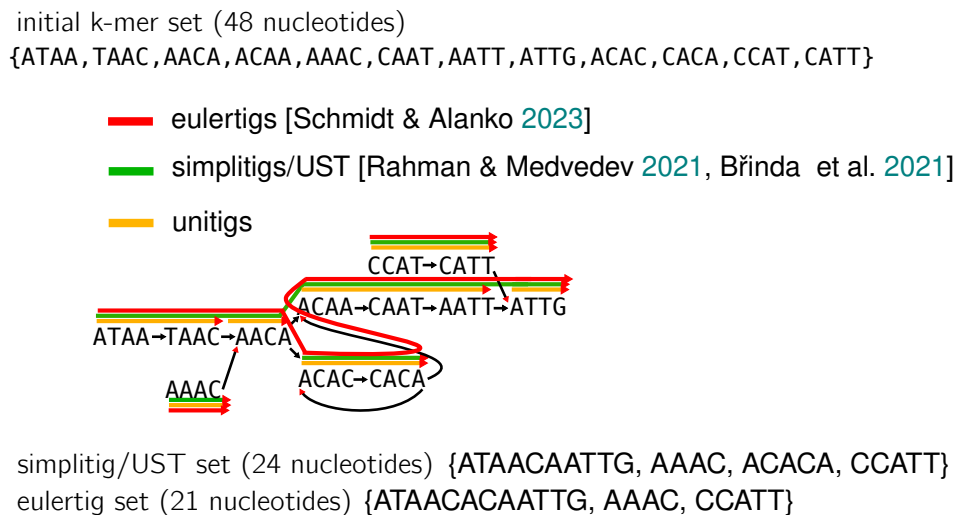


Figure 3: Different examples of SPSS built from a same set of k -mers.

Paths in the de Bruijn graph can represent longer strings. Finding an SPSS involves identifying paths covering all graph nodes and processing nodes within each path with a compaction algorithm.

Compaction: example

Intuitively, compaction is merging consecutive strings as follows: if one k -mer ends spells "ATG" and the next k -mer is "TGA", they can be merged into a longer sequence composed of the first k -mer and the last base of the second, "ATGA", because they overlap.

An optimal solution for the SPSS problem does compactions so it minimizes the number of strings while ensuring each k -mer appears only once in the string set.

Unitigs, the product of spelling paths with no branch in the de Bruijn graph, are non-optimal SPSS, often used for more compact de Bruijn graph representations (unitig graphs are called compacted de Bruijn graphs), with different algorithms and trade-offs, including BCALM2 [[Chikhi et al. \(2016\)](#)], TwoPaCo [[Minkin et al. \(2016\)](#)], Cuttlefish2 [[Khan et al. \(2022\)](#)], and GGCAT [[Cracco and Tomescu \(2023\)](#)]. Unitigs remain widespread because they are balanced options between shortest sequences and biological meaningfulness, they also are a intermediary component of short read assemblers. Moreover, they are often constructed after a k -mer filtering and error correction pass on the initial graph, and provide a cleaner set.

Recent heuristics, such as simplitigs [[Břinda et al. \(2021\)](#)] and USTs [[Rahman and Medvedev \(2021\)](#)],

¹as coined by A.L.

come close to optimal solutions for the SPSS problem. They allow to store 31-mers from a human genome in 2 GB or less. Eulertigs [Schmidt and Alanko (2023)] further provide a linear algorithm for optimal solutions based on Eulerian cycles.

The most recent contribution, masked superstrings [Sladký et al. (2023)], unify different proposals into a common framework. It generalizes the compactions to overlaps smaller than $k-1$, which creates spurious k -mer but increases the capacity to elongate strings. They use masks (binary arrays) to indicate which parts of the superstring correspond to the k -mers of interest. The GGCAT method for constructing de Bruijn graphs also proposes different options for SPSS. Before that, a different route was taken by matchtigs, that allow to re-use a k -mer several times to achieve larger superstrings [Schmidt et al. (2021)].

While SPSS can represent k -mers compactly, they are not directly easy to query. They are combined with other techniques to create k -mer structures, for instance, in the FMSI [Sladký et al. (2024)] index, the KFF tool [Dufresne et al. (2022)] and coupled to hashing for membership queries for matchtigs [Schmidt et al. (2021)].

Example use cases of SPSS SPSS are not usually used per se in pipelines, but rather as a piece of larger algorithms. For instance, recently, SPSS (USTs) were used within a compression algorithm that reduces k -mers and associated counts footprint [Rossignolo and Comin (2024)]. As we will see later in the article (subsection 5.2), they are a key component for modern k -mer hash tables.

4.2 BWT-based methods

The Burrows-Wheeler Transform (BWT) is a data transformation technique used primarily in data compression. It makes use of recurrent neighborhoods surrounding characters in a string to rearrange the string into runs of similar characters. This makes the string more amenable to compression. It is then possible to access any origin substring by querying the transform with a small quantity of auxiliary information in comparison to the original string size. An alternative strategy for k -mer sets is therefore using methods based on the BWT to index k -mer sets. These methods operate directly on sequences, grouping similar segments for compression. Among first proposals, many relied on an index based on the BWT, the FM-index [Ferragina and Manzini (2005)]. However, the BWT excels on large texts, not on sets of words, and its performances decline when there are errors in the dataset. That is why early uses of BWT for indexing k -mer sets have employed longer strings simplifying the k -mer sets, such as unitigs [Chikhi et al. (2014)].

The BOSS structure [Bowe et al. (2012)] specialized on k -mer sets and introduced a representation for edge-centric de Bruijn graphs (a definition where k -mers are on edges). The BOSS structure was also turned into a dynamic structure allowing insertions and deletions in k -mer sets, through a system of buffers and sporadic rebuild of the structure [Alipanahi et al. (2021)]. Another dynamic structure, called BufBOSS [Alanko et al. (2021)] uses similar principles but despite its name, is not based on BOSS. Instead, it uses an efficient string indexing, similar to the BWT, but in graph form (the Wheeler graph).

Another advancement is the SBWT [Alanko et al. (2023b)] (Figure 4). The SBWT is also a BWT-like transform, offering node-centric representations of a de Bruijn graph, and enhancing query efficiency.

Similar to the BWT being coupled with other structures to create an index on the strings, the SBWT can be coupled to data-structures to create an index on k -mers. Therefore, all BOSS, SBWT, . . . implementations have a range of time-space tradeoffs depending on the underlying data structures and on the compression rate. One variant of SBWT is called the bit-matrix SBTW. The bit-matrix SBWT can index distinct 31-mers of the human genome in approximately 2 GB, and achieved competitive query speed when equipped with auxiliary query structures [Alanko et al. (2023a)], for the price of a larger index. The BOSS and bit-matrix

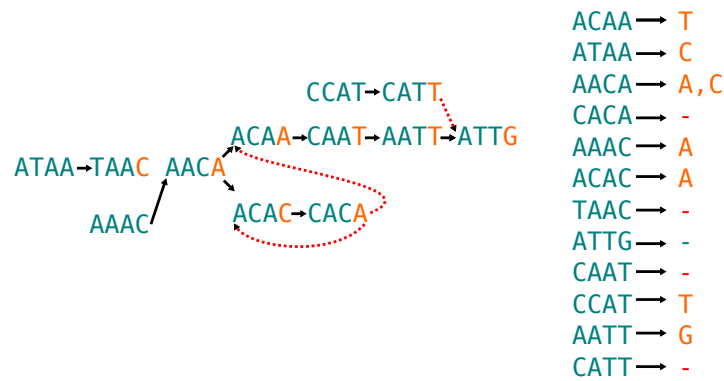


Figure 4: Intuition of the SBWT of a de Bruijn graph. The SBWT retains connections between k -mers, and leaves some edges (dashed in red) when the k -mer already has another recorded parent. Last nucleotide of children k -mers for retained edges are associated to k -mers sorted colexicographically. The rightmost colored vector is in essence what is stored in the bit-matrix SBWT and allows retrieve k -mers. In practice, some more dummy nodes are needed and specific data structures are needed to retrieve efficiently the information.

SBWT can be associative structures by using the colexicographic rank of k -mers as an index.

Example use cases of BWT-based methods Burrows-Wheeler Transform based indexes have become fundamental tools in bioinformatics due to their ability to efficiently compress and search genomic data. BWT is used in countless applications, notably in read alignment tools. In the context of k -mer indexing, the BOSS structure was implied in different works dealing with surveillance of foodborne pathogens. It was integrated in a reference-free metagenomics SNP caller [Alipanahi et al. (2020)], whose advantage is to be able to extract complex embedded SNPs, as in different samples of a beef production system for detecting antibiotic resistance genes. Similarly, an index based on the bit-matrix SBWT was embedded a in pipeline for genomic epidemiology dealing with mixed samples of a target pathogen [Mäklin et al. (2021)]. Recently, as an associative array for k -mers based on the SBWT was used to preprocess data for a machine learning model to classify antimicrobial resistance (AMR) in Mycobacterium tuberculosis genomes [Serajian et al. (2024)].

4.3 Tries and variations

A trie is a tree-like data structure used to store a dynamic set of strings, where each node represents a single character of a string. Tries store strings in a way that allows common prefixes to be shared among different strings. Each path from the root to a leaf node in the trie represents a complete string. Tries are not too common for k -mer indexing, but appear from time to time in the literature [Agret et al. (2022); Holley et al. (2016)].

Martayan et al. (2024) noticed that the necklace text transform [Sawada and Williams (2017)] increases the number of shared prefixes in a k -mer set. The transform is related to the BWT as it is also based on lexicographic rotations of words. Instead of a regular trie, the CBL structure is divided in two: prefixes and suffixes. Its stores once common prefixes to save space, and the rank of prefixes associates them with suffixes. The necklace transform also tends to improve cache efficiency, as consecutive k -mers will share prefixes.

The strategy where k -mers are split in a left (prefix) and right (suffix) part is also called quotienting, and more frequently used in hash-based techniques (see subsection 5.2).

CBL uses 200 GB to represent 31-mers of the human genome, trading space for full dynamicity. It is one of a few, with FMSI, that permits set operations on the k -mers of the structure: intersection, union, difference.

Example use cases of tries CBL is used in the query builder Grmr [Ingels et al. (2024)] that helps querying multiple samples based on meta-data constrained. Another trie structure was used to detect gene signature in a rice pangenome [Agret et al. (2022)].

5 K -mers as hashes

The simplest k -mer integer representation is the succinct indicator bitmap used in Conway and Bromage (2011). It uses the integer representation of k -mers to address them in a bit array, and can be compressed in a space close to the information-theoretic minimum while still allowing efficient access.

Other methods apply hash functions to k -mers first. These methods aim at populating tables with k -mers but have to deal with an initial skewed distribution, due to the repetitive and non-uniform content of k -mer sets with respect to the whole 4^k universe. Using directly the integer representation of the k -mers from these skewed distribution could lead to cluttered regions in tables, with impacts on space, insertion time and query efficiency. The reviewed methods rely on hashing, transforming k -mers into integers via hash functions, to uniformly fill the allocated table or bit set.

5.1 Structures with false positives: filters

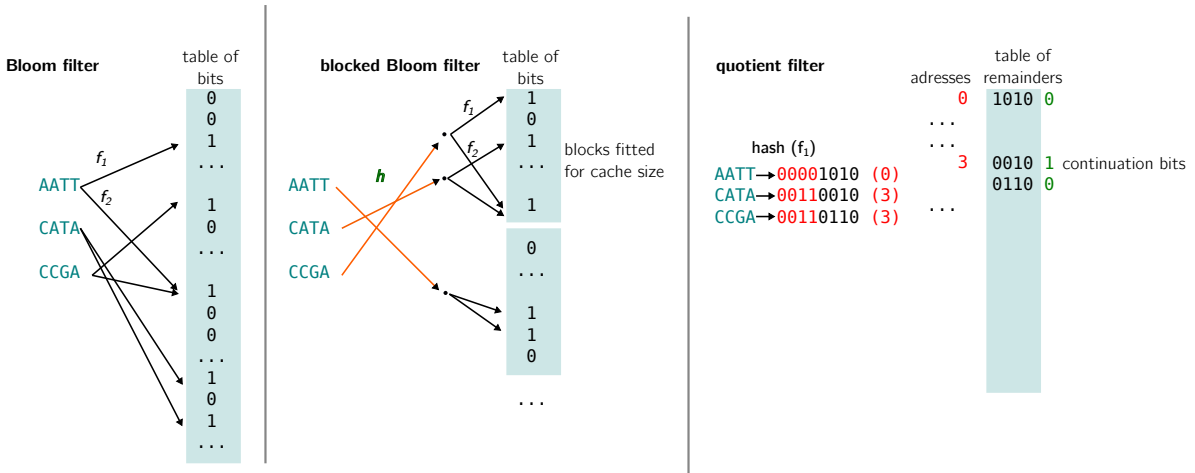


Figure 5: Intuition of k -mer encoding with filters. K -mer are hashed for addressing. Left: in the Bloom filters, bits are set to 1 for the given addresses, with possible collisions (e.g.). Middle: the blocked Bloom filter divides a Bloom filter in blocks, where k -mers are addressed with a first hash function. Then blocks are filled as standard Bloom filters. Right: In quotient filter, the quotient (red part) of the hash addresses the remainder, and a probing strategy takes place when several remainders end up at the same location. In that example it is the case for CATA and CCGA here, a continuation bit indicates that there are several remainders to be checked. I chose to represent two hash functions for the Bloom filter, as in practice many tools use 1 to 3.

5.1.1 Bloom filters

Bloom filters are probably the most common probabilistic (yielding false positive) structure for k -mer sets.

Bloom filters are a space-efficient data structure that use a bit vector and multiple hash functions to represent a set of k -mers. During construction, each k -mer is hashed, and the corresponding bits in the bit vector are set to 1. To check if a k -mer is in the set, the same hash functions are applied, and if all corresponding bits are 1, the k -mer is considered to be present. However, collisions (different k -mers hashing to the same bits) can lead to false positives (this type of structure is sometimes called *approximate membership query* or AMQ) (see Figure 5 left).

Bloom filters are used because the theoretical space that has to be reserved to store any possible k -mer (4^k) using a bit set far exceeds practical datasets. For example, a set of 10 billion k -mers (even in large metagenomics datasets) is orders of magnitude smaller than 4^{31} . Therefore, they aim to project k -mers into a constrained space, hashing them into integers within a range (e.g., 0 to $2^{32} - 1$). They use hashing to uniformly distribute k -mers, avoiding dense and sparse regions in the filter. Using Bloom filters and a high rate of false positives ($> 0.1\%$) can lead to representing 31-mers of the human genome below 5 GB.

Bloom filters are straightforward to implement and, to some extent, dynamic. However, over time, the bit array can become saturated with 1s, necessitating resizing. The query is also not as fast as other methods based on hashing. When k -mers are the input, Bloom filters can benefit from highly efficient construction with Kmricks [Lemane et al. \(2022\)](#).

Some works aimed to restore locality properties lost in hashing, such as blocked Bloom filters [[Putze et al. \(2010\)](#)] or interleaved Bloom filters [[Dadi et al. \(2018\)](#)]. Blocked Bloom filters place k -mers in blocks within a bit array, and these blocks fit the cache (typically on 64 bits), so queried k -mers require loading a single location. This strategy improves the query but require $\sim 30\%$ more space (Figure 5).

There exist variations to Bloom filters, such as the counting Bloom filter that registers approximate counts instead of presence/absence [[Fan et al. \(2000\)](#)]. Related to our survey, recent improvement involving Bloom filters aim at representing abundances associated to k -mers in a compressed way [[Shibuya et al. \(2022\)](#)]. Other works targeted the reduction of false positives in Bloom filters by indexing storing the list of s -mers ($s < k$) composing a k -mer instead of the k -mer itself [[Robidou and Peterlongo \(2021, 2023\)](#)].

The state of the art for this type of filters is XOR [[Graf and Lemire \(2020\)](#)] and Fuse filters [[Graf and Lemire \(2022\)](#)], with yet no many contributions dedicated to k -mers, e.g. this exception [[Ulrich and Renard \(2024\)](#)] in taxonomic assignment.

5.1.2 Other filters

Quotient filters are another structure used for approximate set membership tests, similar to Bloom filters. It provides efficient insert, delete, and membership query operations with controlled false positive rates and space efficiency. Quotient filters leverage quotienting (see Figure 5 right): the hash value is split in two parts, high order (prefix, or quotient) and low order (suffix, or remainder) bits. Quotient bits address k -mers in the structure, while remainders are stored as fingerprints. The filter uses an array of buckets, where each bucket can store multiple entries. Quotient filters use less space than traditional hash tables and can be more space-efficient than Bloom filters in certain scenarios. They support dynamic operations (insertion and deletion) more seamlessly than Bloom filters. Recent advances in quotient filters mitigate performance degradation as they fill up [[Pandey et al. \(2021\)](#)], enhancing large scale use, or specialize in associating counts to k -mers [[Pandey et al. \(2017a, 2018\)](#); [Levallois et al. \(2024\)](#)] and associated to a de Bruijn graph [[Pandey et al. \(2017b\)](#)].

Cuckoo filters stores fingerprints of elements in a table with multiple possible locations, which reduces the risk of collisions. If a collision occurs, the element can “kick out” (as cuckoos do) an existing element to another location, making cuckoo filters more space-efficient than Bloom filters. In [Zentgraf et al. \(2020\)](#), an advanced type of cuckoo filters is chosen because it maintains cache efficiency when dealing with gapped k -mers, which are k -mers separated by a fixed number of nucleotides (gaps) rather than being consecutive.

Example use cases of filters Bloom filters are spread in a very large number of bioinformatics tools, often used for k -mer pre-filtering. Interestingly, some tools can fully handle the false positives they produce and end up being exact, such as the assembler Minia that detects the false positives thanks to the de Bruijn graph structure, or khmer [[Crusoe et al. \(2015\)](#)]. Bifrost [[Holley and Melsted \(2019\)](#)] builds unitigs and uses Bloom filters for speed-up and corrects a posteriori erroneous k -mers. Aside from assembly, Minia was used in [[Krannich et al. \(2022\)](#)], a study involves analyzing genomic sequences from diverse human populations to detect non-reference variants absent from the human reference GRCh38.

A study on Ossabaw minipigs, that are genetically predisposed to a metabolic syndrome that increase the risk of heart disease, stroke, and diabetes, used a k -mer approach based on cuckoo filters that identified differences in clusters of genes encoding mitochondrial and inflammatory proteins [[Kleinbongard et al. \(2022\)](#)].

5.2 Hash tables

5.2.1 Dynamic hash tables

Hash tables are dictionaries associating keys and values (e.g., genomes of origin) using hash functions. Dictionaries typically store their key sets and the associated values. In our case, a k -mer is hashed using a hash function, which provides an address in the hash table where it handled to be stored as a key with its associated value.

General purpose hash tables are used for k -mers whenever dynamicity is required and the cost in bit per k -mer is not a bottleneck. Among very competitive options, Rust’s HashSet is based on state-of-the-art Swiss Tables, and other possibilities and their different trade-offs benefit from a comprehensive benchmark². [Díaz-Domínguez et al. \(2024\)](#) present a space-efficient method for counting k -mers that involves a k -mer hash table. It presents similarity with SPSS and also the SBWT approach, as it uses $k-1$ overlaps between consecutive k -mers and records only some of the de Bruijn graph edges in its structure. Almost each entry k -mer only records its last symbol and a pointer to the previous k -mer, which allows to quickly retrieve and update counts for repeated patterns in the data.

5.2.2 Static hash tables

Minimal perfect hash functions Efficient hash functions (minimal perfect hash functions, MPHFs) have been developed to associate keys with values. Contrary to regular hash functions MPHFs allocate space exactly for the required number of distinct k -mers. Regular hash tables, on the contrary, are dynamic and allocate space according to a desired load factor (Figure 7). However MPHFs cannot handle alien keys once built for a given set, which means that MPHFS coupled with a system to store exact keys can lead to hash tables, while MPHFs coupled with lossy fingerprints have a filter behavior (see for instance [[Yu et al. \(2018a\)](#)]).

²https://github.com/martinus/map_benchmark

When MPHFs help create hash tables, such as BLight [Marchet et al. (2021)] or SShash [Pibiri (2022)], they are capable of k -mer presence/absence queries and associating additional information with k -mers.

In these hash tables, the second key ingredient is the technique to store the key set. One drawback of the MPHFs is that they must be fed a set of distinct k -mers, they cannot handle a regular FASTA. In order to leverage the redundancy in these k -mer set to be stored and to provide a k -mer set, SPSS can be used. They have the property to store keys compactly. One of the first examples leveraging this principle is the Pufferfish k -mer index Almodaresi et al. (2018), using unitigs and a MPHf. Most efficient hash tables based on MPHf achieve storing 31-mers of a human genome in around 2-3 GB.

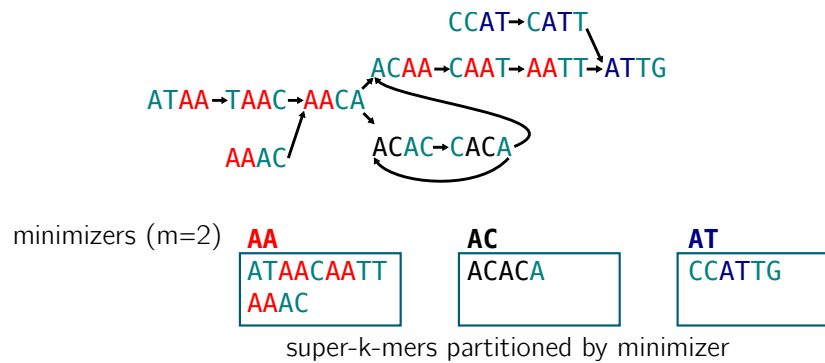


Figure 6: Example of super- k -mers built with a lexicographical minimizer of size 2.

Minimizer partitioning Minimizers [Roberts et al. (2004); Schleimer et al. (2003)] are the product of selecting the smallest m -mer within a k -mer. Several interesting properties ensue, such as the fact that consecutive k -mers are likely to share a minimizer. Practically, minimizers are not selected on a lexicographic order, but by hashing m -mers and selecting the smallest integer. This has empirically proven to have better distribution properties [Chikhi et al. (2014)] for the minimizers. Minimizers induce a natural and deterministic partition of the k -mers, by grouping k -mers in 4^m buckets according to their minimizer. This property is helpful to reduce encoding integer sizes and parallelism. They are used coupled to MPHFs for instance in [Chikhi et al. (2016); Pibiri (2022)].

Super- k -mers Tools like BLight utilize a special form of SPSS, the super- k -mers. These super- k -mers group consecutive k -mers and naturally partition k -mer sets, facilitating smaller integer usage and parallelization. They are an interesting case of SPSS, as they are driven by hashing techniques: super- k -mers are based on hashed minimizers (Figure 6).

Since consecutive k -mers stay close in the structure, this has positive impact on the query speed, as groups of k -mers in the query are queried almost simultaneously. It is worth mentioning that super- k -mers can be built from reads, unitigs, or other longer strings. Other properties for compression emerge when several samples are stored and compressed together using a colored de Bruijn graph, because consecutive k -mers are likely to share similar information [Pibiri et al. (2024); Karasikov et al. (2020)].

Example use cases of hash tables Hash tables are also a widespread data structure across bioinformatics. They are a method of choice for many unitig builders, such as BCALM2 [Chikhi et al. (2016)] or Cuttlefish2 [Khan et al. (2022)]. They are oftentimes embedded in colored de Bruijn graphs for joint k -mer

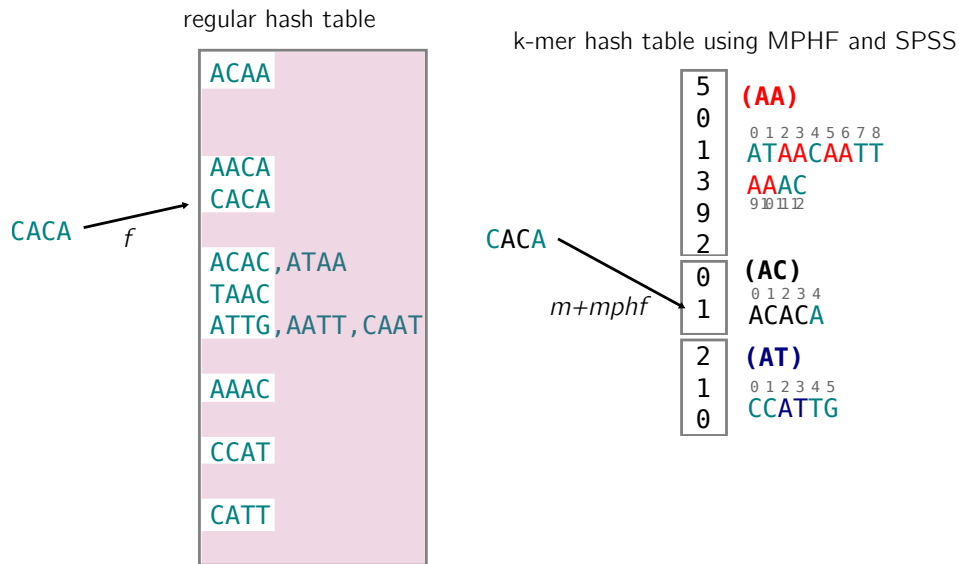


Figure 7: Comparison of a regular hash table and a k -mer hash table using a MPHF. In the regular hash table on the left, bits allocated for the red part participate in a larger overhead than for MPHF-based methods. They ensure the possibility to add new elements while keeping an efficient query, and manage collisions. Keys are stored independently. On the left, a k -mer is addressed to a bucket thanks to its minimizer (here lexicographic, of size 2), and to store the key, a MPHF associates the k -mer to its position in a SPSS, so several keys are co-encoded.

analysis of multiple samples such as in [Fan et al. (2024); Marchet et al. (2020)], but also in alignment-free methods [Almodaresi et al. (2021)], and alignment free methods for RNA-seq quantification [Patro et al. (2017b)] (using a hash table on the cuckoo principle).

The minimizer partitioning technique spread across sequence bioinformatics, it is for instance used in k -mer based metagenomic classifier Kraken2 [Wood et al. (2019)], Kmtricks Lemane et al. (2022) or in the Kmer File Format (KFF) k -mer manager [Dufresne et al. (2022)]. Associated to super- k -mers built from reads, it is also behind the partitioning of the KMC2Deorowicz et al. (2015) k -mer counter, that uses a disk-based sort-and-merge paradigm.

6 Conclusion

6.1 Summary

The impressive advancements in sequencing technologies are often rightfully praised, including in popular science. However, k -mer-based methods, which are crucial for effectively handling this data, are frequently dismissed as mere technical details. These methods, however, represent significant achievements, combining advanced algorithms and excellent software engineering. They enable us to store the entire human genome's sequence in just a few gigabytes of RAM—a capacity that can fit into a modern smartphone.

In the current state of the art, I identify two main strategies for k -mer set representation (Figure 8):

- ◊ Storing k -mer fingerprints in slots, with space allocated closely matching the real number of k -mers, using small fingerprints with potential false positives (filters) or co-encoded (hash tables based on SPSS).
- ◊ Using lexicographic information of the k -mers or the graph, with transforms or algorithms that rearranges the k -mer information in order to reduce the size of the representation.

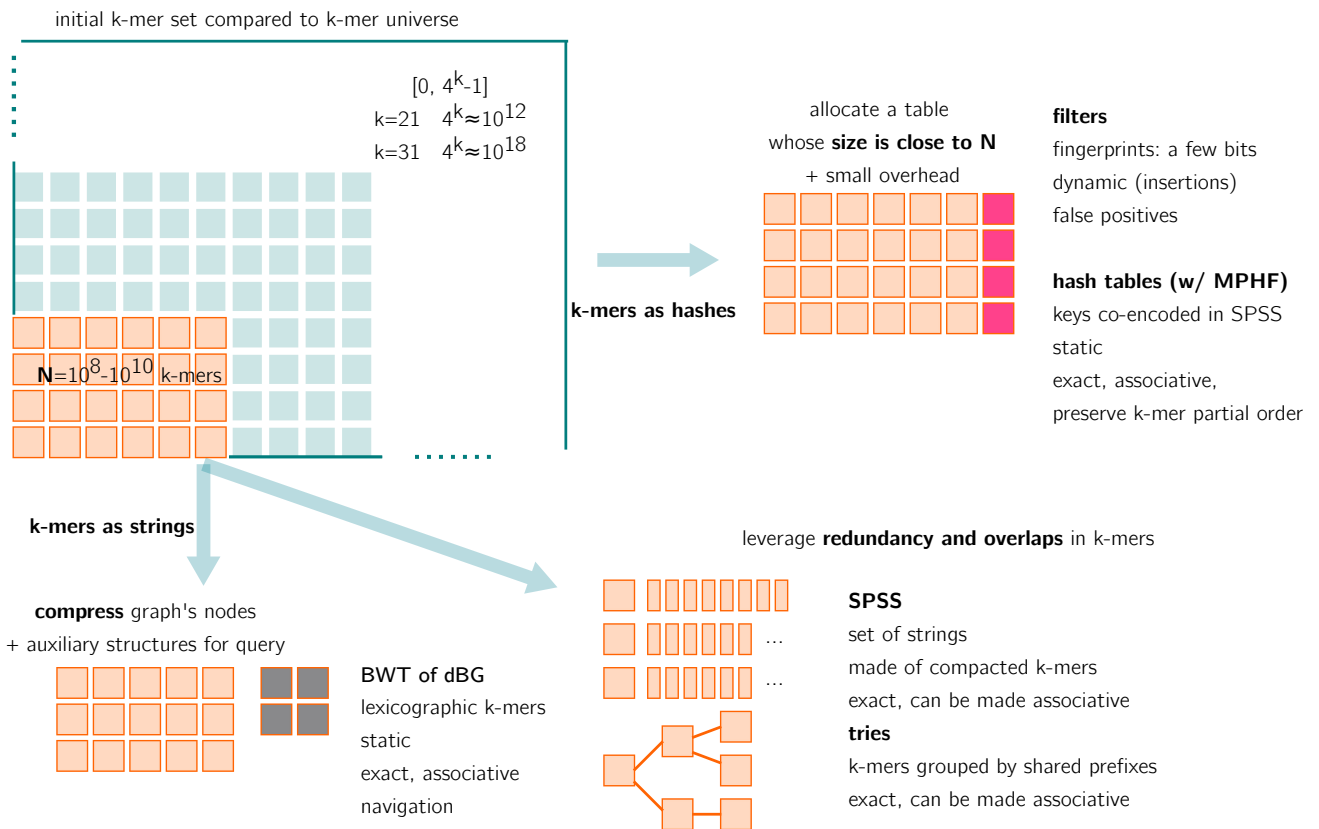


Figure 8: Summary of methodological choices in k -mer sets representations

- ◊ These two strategies, or sub-strategies, can be mixed. Typically, entry k -mers are treated as hashes in hash tables but efficient hash tables store their keys in compact way using lexicographic properties. Another example is the super- k -mers, that leverage hash functions to create k -mer superstrings (compact lexicographic representations) for efficient k -mer partitioning.

Ten years back, mostly probabilistic methods could allow going below the information-theory space lower bound, with a few exact methods, at the price of offering a shallow range of operations. Nowadays, when solely looking at the bit per k -mer footprint, recent most well-performing methods are neck and neck and below the lower bound, and provide membership and associativity. Single queries are in the order of hundreds of nanoseconds.

Key differences include that SPSS-based solutions preserve partial k -mer order, an important property for quick queries in hash tables and compression in colored structures. BWT-based methods provide associative, highly compressed structures yielding k -mer ranks. Filters and probabilistic methods are still being used because they allow some dynamicity (k -mer insertion) and are especially quick to build. However, recent advances offer fully dynamic and exact solutions using slightly more space.

About practical tool usage, a confusing aspect is that many methods call themselves de Bruijn graphs but do not actually output sequences of a de Bruijn graph. This is because they rather consider the de Bruijn graph as an inner representation for the k -mer sets than about a final product. I give a summary in Figure 9. Not mentioned in details, some k -mer tools act as k -mer managers (writing k -mers on disk, partitioning k -mers ...) such as [Crusoe et al. (2015); Dufresne et al. (2022)].

	de Bruijn graphs builders	k -mer membership	on disk k -mer collection	dictionaries	dynamic sets
input	any sequence	a k -mer set	any sequence	(a) k -mer set/(b) any	any sequence
	BCALM2 Cuttlefish2 GGCAT	SSHASH SBWT	KMC3 Kmricks	SSHASH (a,1) SBWT (a,1) kaarme (b,2) VQF/BQF (b,2)	FMSI (3) CBL (3)
output	a graph in FASTA format	an index for efficient k -mer query	a (compressed) k -mer list	(1) a generalist or (2) count dictionary	a mutable k -mer set, (3) with set operations

Figure 9: Some k -mer structures seen through their functional aspects. Among tools that specialize in building de Bruijn graph sequences, BCALM2 focuses on being memory lightweight, Cuttlefish2 on scaling to large size of inputs, and GGCAT on speed. BCALM2 and Cuttlefish output a unitig graph, GGCAT has several SPSS options. BCALM2 and Cuttlefish yield a graph written on disk, GGCAT allows to load it in RAM for queries. Cuttlefish (and also TwoPaCo, have an option to speed-up construction if sequences are an assemble genome). K -mer indexes, dictionaries and sets can be loaded in RAM for membership queries. In k -mer indexes, SSHash is memory efficient and focuses on query speed, and the bit-matrix SBWT provides compression.

6.2 Trends and future directions for k -mer sets

Are we hitting a wall in terms of efficiency? We don't have many informative lower bounds, which makes it difficult to answer. The community is still exploring, notably by discovering new structural properties of k -mers and sets [Abrar and Medvedev (2024)]. Currently, mostly lexicographic transforms based on rotations are used, but other approaches could be tested for better representation. Another option, learned indexes [Ferragina and Vinciguerra (2020)], is being explored to capture structural properties for optimized representation and queries. They can also be used for compression, especially for unassembled data for which there is room for improvement. Then, other techniques from neighbour computer science fields can inspire techniques close to minimal perfect hash functions (MPHFs) and Bloom filters, that could be expanded to other techniques close to filters and MPHf (such as XOR and Fuse filters, Othello [Graf and Lemire (2020, 2022); Yu et al. (2018b)]). In order to compare all those techniques and the future ones, a comprehensive benchmark comparing performance in terms of construction time, query time, and disk/RAM usage, based on the size of the initial set and the value of k , is still lacking.

Good k -mer partitions. More technical but critical for performances, the improvement of the computation of minimizers and super- k -mers is also actively researched [Kunzmann (2024); Koerkamp and Pibiri (2024); Hoang et al. (2024)]. Recently, it lead to proposing the first minimal perfect hash function dedicated to k -mers [Pibiri et al. (2023)], that can go below the space lower bound of general-purpose MPHf in certain scenarios. One interesting direction is k -mer partitioning using minimizers. Assigning a k -mer to its minimizer is a natural partition, but in practice, it is not very uniform in the target space, even when using hashing. This results in additional resource costs for large datasets. The solutions found are generally relegated to appendices and are minimally or not evaluated. We still lack a more theoretical framework on this issue.

Query driven developments Using hashing is essential to fill structures that allocate tables or bit arrays. However, hashing loses the lexicographic information that k -mers carry. Not only two consecutive k -mers are typically parted, but it makes queries less informative in terms of distance between the sequence and the content of the index. Several hybrids (hash+string representation of k -mers, trie+quotienting, ...) try to mitigate the problem, but some are to my knowledge not yet explored, such as Bloom filters +

SPSS. Another promising approach is to record partial lexicographic information in fingerprints that have properties close to hash [Greenberg et al. (2023); Shen and Iqbal (2024)]. It is especially interesting coupled to applications where k -mers are sampled and very sparse, where string-based approaches are less helpful.

Longer k -mers and different alphabets The field is partially shaped by the type of sequencing data that becomes dominantly used and indexed. The growing throughput of sequencing data also motivates the possibility to index k -mers in streaming, therefore operations are expanding to include insertions and set operations. Long reads also become more and more accurate, which should motivate algorithmic solutions for very large k -mers in the future, as well as extended alphabet supporting IUPAC alphabets, since more and more modified bases are being called in reads such as from Oxford Nanopore.

K -mer based tools for bioinformatics analysis Finally, in a companion paper [Marchet (2024)], I review one direct application for k -mer set structures: structures that aggregate different sets from multiple datasets or genomes, called colored k -mer sets.

Fundings

This study has been supported by ANR JCJC Find-RNA [ANR -23-CE45-0003-01].

Conflict of interest disclosure

The author declares that she complies with the PCI rule of having no financial conflicts of interest in relation to the content of the article.

Data, script, code, and supplementary information availability

None declared.

Acknowledgments

This manuscript and its companion were created using my notes from talks I gave in recent conferences, courses and workshops. I'd like to thank the community for inviting me and giving me a opportunity to present and discuss my views on those subjects. I'd also like to thanks J. Alanko, G. Pibiri, A. Limasset and L. Robidou for going over the manuscript.

References

- Md. Hasin Abrar and Paul Medvedev. Pla-complexity of k -mer multisets. *bioRxiv*, 2024. doi: 10.1101/2024.02.08.579510. URL <https://www.biorxiv.org/content/early/2024/02/11/2024.02.08.579510>.
- Clément Agret, Annie Chateau, Gaetan Droc, Gautier Sarah, Manuel Ruiz, and Alban Mancheron. Redoak: a reference-free and alignment-free structure for indexing a collection of similar genomes. *Journal of*

- Open Source Software*, 7(80):4363, 2022. doi: 10.21105/joss.04363. URL <https://doi.org/10.21105/joss.04363>.
- Jarno Alanko, Bahar Alipanahi, Jonathen Settle, Christina Boucher, and Travis Gagie. Buffering updates enables efficient dynamic de bruijn graphs. *Computational and structural biotechnology journal*, 19: 4067–4078, 2021.
- Jarno N Alanko, Elena Biagi, and Simon J Puglisi. Longest common prefix arrays for succinct k-spectra. In *International Symposium on String Processing and Information Retrieval*, pages 1–13. Springer, 2023a.
- Jarno N Alanko, Simon J Puglisi, and Jaakko Vuohtoniemi. Small searchable κ -spectra via subset rank queries on the spectral burrows-wheeler transform. In *SIAM Conference on Applied and Computational Discrete Algorithms (ACDA23)*, pages 225–236. SIAM, 2023b.
- Bahar Alipanahi, Martin D Muggli, Musa Jundi, Noelle R Noyes, and Christina Boucher. Metagenome snp calling via read-colored de bruijn graphs. *Bioinformatics*, 36(22-23):5275–5281, 2020.
- Bahar Alipanahi, Alan Kuhnle, Simon J Puglisi, Leena Salmela, and Christina Boucher. Succinct dynamic de bruijn graphs. *Bioinformatics*, 37(14):1946–1952, 2021.
- Fatemeh Almodaresi, Hira Sarkar, Avi Srivastava, and Rob Patro. A space and time-efficient index for the compacted colored de bruijn graph. *Bioinformatics*, 34(13):i169–i177, 2018.
- Fatemeh Almodaresi, Mohsen Zakeri, and Rob Patro. Puffaligner: a fast, efficient and accurate aligner based on the pufferfish index. *Bioinformatics*, 37(22):4048–4055, 2021.
- Anton Bankevich, Sergey Nurk, Dmitry Antipov, Alexey A Gurevich, Mikhail Dvorkin, Alexander S Kulikov, Valery M Lesin, Sergey I Nikolenko, Son Pham, Andrey D Prjibelski, et al. Spades: a new genome assembly algorithm and its applications to single-cell sequencing. *Journal of computational biology*, 19(5):455–477, 2012.
- Nathalie Bonin, Enrique Doster, Hannah Worley, Lee J Pinnell, Jonathan E Bravo, Peter Ferm, Simone Marini, Mattia Prosperi, Noelle Noyes, Paul S Morley, et al. Megares and amr++, v3. 0: an updated comprehensive database of antimicrobial resistance determinants and an improved software pipeline for classification using high-throughput sequencing. *Nucleic acids research*, 51(D1):D744–D752, 2023.
- Alexander Bowe, Taku Onodera, Kunihiko Sadakane, and Tetsuo Shibuya. Succinct de bruijn graphs. In Ben Raphael and Jijun Tang, editors, *Algorithms in Bioinformatics*, pages 225–235. Berlin, Heidelberg, 2012. Springer Berlin Heidelberg. ISBN 978-3-642-33122-0.
- Karel Brinda. *Nouvelles techniques informatiques pour la localisation et la classification de données de séquençage haut débit*. PhD thesis, Paris Est, 2016.
- Karel Břinda, Michael Baym, and Gregory Kucherov. Simplitigs as an efficient and scalable representation of de bruijn graphs. *Genome biology*, 22:1–24, 2021.
- Elena Bushmanova, Dmitry Antipov, Alla Lapidus, and Andrey D Prjibelski. rnaspades: a de novo transcriptome assembler and its application to rna-seq data. *GigaScience*, 8(9):giz100, 2019.
- Rayan Chikhi. A tale of optimizing the space taken by de bruijn graphs. In *Connecting with Computability: 17th Conference on Computability in Europe, CiE 2021, Virtual Event, Ghent, July 5–9, 2021, Proceedings 17*, pages 120–134. Springer, 2021.

- Rayan Chikhi, Antoine Limasset, Shaun Jackman, Jared T. Simpson, and Paul Medvedev. On the representation of de bruijn graphs. In Roded Sharan, editor, *Research in Computational Molecular Biology*, pages 35–55, Cham, 2014. Springer International Publishing. ISBN 978-3-319-05269-4.
- Rayan Chikhi, Antoine Limasset, and Paul Medvedev. Compacting de Bruijn graphs from sequencing data quickly and in low memory. *Bioinformatics*, 32(12):i201–i208, 06 2016. ISSN 1367-4803. doi: 10.1093/bioinformatics/btw279. URL <https://doi.org/10.1093/bioinformatics/btw279>.
- Rayan Chikhi, Jan Holub, and Paul Medvedev. Data structures to represent a set of k-long dna sequences. *ACM Computing Surveys*, 54(1):17:1–17:22, 2019.
- Thomas C Conway and Andrew J Bromage. Succinct data structures for assembling large genomes. *Bioinformatics*, 27(4):479–486, 2011.
- Andrea Cracco and Alexandru I Tomescu. Extremely fast construction and querying of compacted and colored de bruijn graphs with ggcat. *Genome Research*, pages gr–277615, 2023.
- Michael R Crusoe, Hussien F Alameldin, Sherine Awad, Elmar Boucher, Adam Caldwell, Reed Cartwright, Amanda Charbonneau, Bede Constantinides, Greg Edverson, Scott Fay, et al. The khmer software package: enabling efficient nucleotide sequence analysis. *F1000Research*, 4, 2015.
- Temesgen Hailemariam Dadi, Enrico Siragusa, Vitor C Piro, Andreas Andrusch, Enrico Seiler, Bernhard Y Renard, and Knut Reinert. Dream-yara: an exact read mapper for very large databases with short update time. *Bioinformatics*, 34(17):i766–i772, 2018.
- Sebastian Deorowicz, Marek Kokot, Szymon Grabowski, and Agnieszka Debudaj-Grabysz. Kmc 2: fast and resource-frugal k-mer counting. *Bioinformatics*, 31(10):1569–1576, 2015.
- Diego Díaz-Domínguez, Miika Leinonen, and Leena Salmela. Space-efficient computation of k-mer dictionaries for large values of k. *Algorithms for Molecular Biology*, 19(1):14, 2024.
- Yoann Dufresne, Teo Lemane, Pierre Marijon, Pierre Peterlongo, Amatur Rahman, Marek Kokot, Paul Medvedev, Sebastian Deorowicz, and Rayan Chikhi. The k-mer file format: a standardized and compact disk representation of sets of k-mers. *Bioinformatics*, 38(18):4423–4425, 2022.
- J. Fan, J. Khan, N.P. Singh, et al. Fulgor: a fast and compact k-mer index for large-scale matching and color queries. *Algorithms for Molecular Biology*, 19:3, 2024. doi: 10.1186/s13015-024-00251-9. URL <https://doi.org/10.1186/s13015-024-00251-9>.
- Li Fan, Pei Cao, Jussara Almeida, and Andrei Z. Broder. Summary cache: a scalable wide-area web cache sharing protocol. *IEEE/ACM Transactions on Networking (TON)*, 8(3):281–293, 2000. doi: 10.1109/90.851975.
- Paolo Ferragina and Giovanni Manzini. Indexing compressed text. *J. ACM*, 52(4):552–581, 2005.
- Paolo Ferragina and Giorgio Vinciguerra. The pgm-index: a fully-dynamic compressed learned index with provable worst-case bounds. *Proceedings of the VLDB Endowment*, 13(8):1162–1175, 2020.
- Thomas Mueller Graf and Daniel Lemire. Xor filters: Faster and smaller than bloom and cuckoo filters. *Journal of Experimental Algorithmics (JEA)*, 25:1–16, 2020.
- Thomas Mueller Graf and Daniel Lemire. Binary fuse filters: Fast and smaller than xor filters. *Journal of Experimental Algorithmics (JEA)*, 27(1):1–15, 2022.

- Grant Greenberg, Aditya Narayan Ravi, and Ilan Shomorony. Lexichash: sequence similarity estimation via lexicographic comparison of hashes. *Bioinformatics*, 39(11):btad652, 2023.
- Khodor Hannoush, Camille Marchet, and Pierre Peterlongo. Cdbgtricks: strategies to update a compacted de bruijn graph. In *Proceedings of the Prague Stringology Conference 2024 (PSC 2024)*, pages 202–205. Czech Technical University in Prague, 2024. URL <https://psc.fit.cvut.cz/event/2024/>.
- M. Hoang, G. Marçais, and C. Kingsford. Density and conservation optimization of the generalized masked-minimizer sketching scheme. *Journal of Computational Biology: A Journal of Computational Molecular Cell Biology*, 31(1):2–20, 2024. doi: 10.1089/cmb.2023.0212.
- Guillaume Holley and Páll Melsted. Bifrost—Highly parallel construction and indexing of colored and compacted de Bruijn graphs. *BioRxiv*, page 695338, 2019.
- Guillaume Holley, Roland Wittler, and Jens Stoye. Bloom Filter Trie: an alignment-free and reference-free data structure for pan-genome storage. *Algorithms for Molecular Biology*, 11(1):3, 2016.
- Florian Ingels, Igor Martayan, Mikaël Salson, and Camille Marchet. Constrained enumeration of k-mers from a collection of references with metadata. *bioRxiv*, 05 2024. doi: 10.1101/2024.05.26.595967. URL <https://doi.org/10.1101/2024.05.26.595967>.
- Zamin Iqbal, Mario Caccamo, Isaac Turner, Paul Flicek, and Gil McVean. De novo assembly and genotyping of variants using colored de Bruijn graphs. *Nature genetics*, 44(2):226, 2012.
- Katharine M. Jenike, Lucía Campos-Domínguez, Marilou Boddé, José Cerca, Christina N. Hodson, Michael C. Schatz, and Kamil S. Jaron. Guide to k-mer approaches for genomics across the tree of life. *arXiv preprint arXiv:2404.01519*, 2024. doi: 10.48550/arXiv.2404.01519.
- Mikhail Karasikov, Harun Mustafa, Daniel Danciu, Marc Zimmermann, Christopher Barber, Gunnar Räscht, and André Kahles. Metagraph: Indexing and analysing nucleotide archives at petabase-scale. *bioRxiv*, 2020. doi: 10.1101/2020.10.01.322164. URL <https://www.biorxiv.org/content/early/2020/11/03/2020.10.01.322164>.
- J. Khan, M. Kokot, S. Deorowicz, and R. Patro. Scalable, ultra-fast, and low-memory construction of compacted de bruijn graphs with cuttlefish 2. *Genome Biology*, 23(1):190, 2022. doi: 10.1186/s13059-022-02743-6.
- Petra Kleinbongard, Helmut Raphael Lieder, Andreas Skyschally, Mouhamad Alloosh, Axel Gödecke, Sven Rahmann, Michael Sturek, and Gerd Heusch. Non-responsiveness to cardioprotection by ischaemic preconditioning in ossabaw minipigs with genetic predisposition to, but without the phenotype of the metabolic syndrome. *Basic research in cardiology*, 117(1):58, 2022.
- Ragnar Groot Koerkamp and Giulio Ermanno Pibiri. The mod-minimizer: a simple and efficient sampling algorithm for long k-mers. *bioRxiv*, 2024. doi: 10.1101/2024.05.25.595898. URL <https://www.biorxiv.org/content/early/2024/07/07/2024.05.25.595898>.
- Marek Kokot, Maciej Długosz, and Sebastian Deorowicz. Kmc 3: counting and manipulating k-mer statistics. *Bioinformatics*, 33(17):2759–2761, 2017.
- Thomas Krannich, W Timothy J White, Sebastian Niehus, Guillaume Holley, Bjarni V Halldórsson, and Birte Kehr. Population-scale detection of non-reference sequence variants using colored de bruijn graphs. *Bioinformatics*, 38(3):604–611, 2022.

- Patrick Kunzmann. A fast and simple approach to k-mer decomposition. *bioRxiv*, pages 2024–07, 2024.
- Téo Lemane, Paul Medvedev, Rayan Chikhi, and Pierre Peterlongo. kmtricks: efficient and flexible construction of Bloom filters for large sequencing data collections. *Bioinformatics Advances*, 2(1):vbac029, 04 2022. ISSN 2635-0041. doi: 10.1093/bioadv/vbac029. URL <https://doi.org/10.1093/bioadv/vbac029>.
- Victor Levallois, Francesco Andreatta, Bertrand Le Gal, Yoann Dufresne, and Pierre Peterlongo. The backpack quotient filter: a dynamic and space-efficient data structure for querying k-mers with abundance. *bioRxiv*, pages 2024–02, 2024.
- Tommi Mäklin, Teemu Kallonen, Jarno Alanko, Ørjan Samuelsen, Kristin Hegstad, Veli Mäkinen, Jukka Corander, Eva Heinz, and Antti Honkela. Bacterial genomic epidemiology with mixed samples. *Microbial genomics*, 7(11):000691, 2021.
- G Marcais and C Kingsford. Jellyfish: A fast k-mer counter. *Tutorialis e Manuscripts*, 1(1-8):1038, 2012.
- Camille Marchet. Advancements in colored k-mer sets: essentials for the curious, 2024. URL <https://arxiv.org/abs/2409.05214>.
- Camille Marchet, Zamin Iqbal, Daniel Gautheret, Mikaël Salson, and Rayan Chikhi. Reindeer: efficient indexing of k-mer presence and abundance in sequencing datasets. *Bioinformatics*, 36(Supplement_1):i177–i185, 2020.
- Camille Marchet, Mael Kerbiriou, and Antoine Limasset. Blight: efficient exact associative structure for k-mers. *Bioinformatics*, 37(18):2858–2865, 2021.
- Simone Marini, Rodrigo A Mora, Christina Boucher, Noelle Robertson Noyes, and Mattia Prosperi. Towards routine employment of computational tools for antimicrobial resistance determination via high-throughput sequencing. *Briefings in bioinformatics*, 23(2):bbac020, 2022.
- Igor Martayan, Bastien Cazaux, Antoine Limasset, and Camille Marchet. Conway-bromage-lyndon (cbl): an exact, dynamic representation of k-mer sets. *bioRxiv*, pages 2024–01, 2024.
- Ilia Minkin, Son Pham, and Paul Medvedev. TwoPaCo: an efficient algorithm to build the compacted de Bruijn graph from many complete genomes. *Bioinformatics*, 33(24):4024–4032, 09 2016. ISSN 1367-4803. doi: 10.1093/bioinformatics/btw609. URL <https://doi.org/10.1093/bioinformatics/btw609>.
- Ha TN Nguyen, Haoliang Xue, Virginie Firlej, Yann Ponty, Melina Gallopin, and Daniel Gautheret. Reference-free transcriptome signatures for prostate cancer prognosis. *BMC cancer*, 21:1–12, 2021.
- Prashant Pandey, Michael A Bender, Rob Johnson, and Rob Patro. A general-purpose counting filter: Making every bit count. In *Proceedings of the 2017 ACM international conference on Management of Data*, pages 775–787, 2017a.
- Prashant Pandey, Michael A. Bender, Rob Johnson, and Shikha Patwa. debgr: an efficient and near-exact representation of the weighted de bruijn graph. *Bioinformatics*, 33(14):i133–i141, 2017b. doi: 10.1093/bioinformatics/btx261. URL <https://doi.org/10.1093/bioinformatics/btx261>.
- Prashant Pandey, Michael A Bender, Rob Johnson, and Rob Patro. Squeakr: an exact and approximate k-mer counting system. *Bioinformatics*, 34(4):568–575, 2018.

- Prashant Pandey, Alex Conway, Joe Durie, Michael A Bender, Martin Farach-Colton, and Rob Johnson. Vector quotient filters: Overcoming the time/space trade-off in filter design. In *Proceedings of the 2021 International Conference on Management of Data*, pages 1386–1399, 2021.
- Rob Patro, Geet Duggal, Michael I Love, Rafael A Irizarry, and Carl Kingsford. Salmon provides fast and bias-aware quantification of transcript expression. *Nature methods*, 14(4):417–419, 2017a.
- Rob Patro, Geet Duggal, Michael I Love, Rafael A Irizarry, and Carl Kingsford. Salmon provides fast and bias-aware quantification of transcript expression. *Nature methods*, 14(4):417–419, 2017b.
- Giulio E. Pibiri, J. Fan, and R. Patro. Meta-colored compacted de bruijn graphs. In *International Conference on Research in Computational Molecular Biology*, pages 131–146, Cham, 2024. Springer Nature Switzerland.
- Giulio Ermanno Pibiri. Sparse and skew hashing of k-mers. *Bioinformatics*, 38(Supplement_1):i185–i194, 2022.
- Giulio Ermanno Pibiri, Yoshihiro Shibuya, and Antoine Limasset. Locality-preserving minimal perfect hashing of k-mers. *Bioinformatics*, 39(Supplement_1):i534–i543, 2023.
- Felix Putze, Peter Sanders, and Johannes Singler. Cache-, hash-, and space-efficient bloom filters. *Journal of Experimental Algorithmics (JEA)*, 14:4–4, 2010.
- Amatur Rahman and Paul Medvedev. Representation of k-mer sets using spectrum-preserving string sets. *Journal of Computational Biology*, 28(4):381–394, 2021.
- Amatur Rahman and Paul Medvedev. Assembler artifacts include misassembly because of unsafe unitigs and underassembly because of bidirected graphs. *Genome Research*, 32(9):1746–1753, 2022.
- Sébastien Riquier, Chloé Bessiere, Benoit Guibert, Anne-Laure Bouge, Anthony Boureux, Florence Ruffie, Jérôme Audoux, Nicolas Gilbert, Haoliang Xue, Daniel Gautheret, et al. Kmerator suite: design of specific k-mer signatures and automatic metadata discovery in large rna-seq datasets. *NAR genomics and bioinformatics*, 3(3):lqab058, 2021.
- Michael Roberts, Wayne Hayes, Brian R Hunt, Stephen M Mount, and James A Yorke. Reducing storage requirements for biological sequence comparison. *Bioinformatics*, 20(18):3363–3369, 2004.
- Lucas Robidou and Pierre Peterlongo. findere: fast and precise approximate membership query. In *String Processing and Information Retrieval: 28th International Symposium, SPIRE 2021, Lille, France, October 4–6, 2021, Proceedings 28*, pages 151–163. Springer, 2021.
- Lucas Robidou and Pierre Peterlongo. fimpera: drastic improvement of approximate membership query data-structures with counts. *Bioinformatics*, 39(5):btad305, 2023.
- Enrico Rossignolo and Matteo Comin. Enhanced compression of k-mer sets with counters via de bruijn graphs. *Journal of Computational Biology*, 2024. doi: tobeupdated. In press.
- Joe Sawada and Aaron Williams. Practical algorithms to rank necklaces, lyndon words, and de bruijn sequences. *Journal of Discrete Algorithms*, 43:95–110, 2017.
- Saul Schleimer, Daniel S Wilkerson, and Alex Aiken. Winnowing: local algorithms for document fingerprinting. In *Proceedings of the 2003 ACM SIGMOD international conference on Management of data*, pages 76–85, 2003.

- Sebastian Schmidt and Jarno N Alanko. Eulertigs: minimum plain text representation of k-mer sets without repetitions in linear time. *Algorithms for Molecular Biology*, 18(1):5, 2023.
- Sebastian Schmidt, Shahbaz Khan, Jarno Alanko, and Alexandru I Tomescu. Matchtigs: minimum plain text representation of kmer sets. *bioRxiv*, 2021.
- Mohammadali Serajian, Simone Marini, Jarno N Alanko, Noelle R Noyes, Mattia Prosperi, and Christina Boucher. Scalable de novo classification of antibiotic resistance of Mycobacterium tuberculosis. *Bioinformatics*, 40(Supplement_1):i39–i47, 06 2024. ISSN 1367-4811. doi: 10.1093/bioinformatics/btae243. URL <https://doi.org/10.1093/bioinformatics/btae243>.
- Wei Shen and Zamin Iqbal. Lexicmap: efficient sequence alignment against millions of prokaryotic genomes. *bioRxiv*, 2024. doi: 10.1101/2024.08.30.610459. URL <https://www.biorxiv.org/content/early/2024/08/31/2024.08.30.610459>.
- Yoshihiro Shibuya, Djamal Belazzougui, and Gregory Kucherov. Space-efficient representation of genomic k-mer count tables. *Algorithms for Molecular Biology*, 17(1):5, 2022.
- Ondřej Sladký, Pavel Veselý, and Karel Břinda. Masked superstrings as a unified framework for textual k-mer set representations. *bioRxiv*, 2023. doi: 10.1101/2023.02.01.526717. URL <https://www.biorxiv.org/content/early/2023/02/03/2023.02.01.526717>.
- Ondřej Sladký, Pavel Veselý, and Karel Břinda. Function-assigned masked superstrings as a versatile and compact data type for k-mer sets. *bioRxiv*, pages 2024–03, 2024.
- Jens-Uwe Ulrich and Bernhard Y Renard. Fast and space-efficient taxonomic classification of long reads with hierarchical interleaved xor filters. *Genome Research*, pages gr–278623, 2024.
- Derrick E Wood and Steven L Salzberg. Kraken: ultrafast metagenomic sequence classification using exact alignments. *Genome biology*, 15(3):R46, 2014.
- Derrick E Wood, Jennifer Lu, and Ben Langmead. Improved metagenomic analysis with kraken 2. *Genome biology*, 20:1–13, 2019.
- Y. Yu, J. Liu, X. Liu, Y. Zhang, E. Magner, E. Lehnert, C. Qian, and J. Liu. Seqothello: querying rna-seq experiments at scale. *Genome Biology*, 19(1):167, 2018a.
- Ye Yu, Djamal Belazzougui, Chen Qian, and Qin Zhang. Memory-efficient and ultra-fast network lookup and forwarding using othello hashing. *IEEE/ACM Transactions on Networking*, 26(3):1151–1164, 2018b.
- Jens Zentgraf, Henning Timm, and Sven Rahmann. Cost-optimal assignment of elements in genome-scale multi-way bucketed cuckoo hash tables. In Guy Blelloch and Irene Finocchi, editors, *Proceedings of the Twenty-Second Workshop on Algorithm Engineering and Experiments (ALENEX)*, pages 186–198. SIAM, 2020.